Make your space work.

HON®

2023 List Pricer

WORKSPACES

Desks | Workstations | Storage | Universal Screens

Effective Date
March 2023

BACK

LIST PRICER
Effective Date: March 2023

- **All illustrations and specifications in this publication are based on the latest product information available at the time of print. For the most recent version, please go to www.hon.com.**
- Software support packages furnished to the customer, either by The HON Company or by another source, which support the sale of HON products are superseded by printed price lists.
- All dimensions shown in this publication are nominal.
- Pricing is subject to change without notice.
- All orders are subject to prices in effect at the time of order.
- Ordering information appears at the beginning of a section complete with examples on how to specify. These specifying information pages are referenced at the bottom center of product pages.
- HON Full Lifetime Warranty applies unless otherwise noted.
- HON nationwide customer service:
  Phone: (800) 833-3964

HON LIST PRICER
Table of Contents

INTRODUCTION
Table of Contents 1-3
Additions 4
Discontinuations 5
HON Full Lifetime Warranty Information 7
HON Limited 5-Year Warranty Information 8
Ordering Information 9
Integrated Design Solutions 10
Tailored Solutions Ordering Information 11
Customer's Own Material Ordering Information 12-13
Partnership Textile Information 14
Paint Program 15
HON Open Line Laminate Program 16
Environmental Statement 17
Important Information 18
Legend 19
Fabric Patterns & Codes 20
Lead Times 21
Seating Fabric Patterns & Codes 22-24
Panel Fabric Patterns & Codes 25-26

DESKS
Features Offered on HON Laminate Casegoods 27
Concinnity™ 28
Concinnity™ Ordering Information 29
Concinnity™ Statement of Line 30-32
Concinnity™ Laminate Design/Materials Information 33-35
Concinnity™ Laminate Ordering/Specification Information 36
Concinnity™ Stack-on Storage Applications 37-38
Concinnity™ Wall Mount Storage Applications 39-40
Concinnity™ Components 41-43
Concinnity™ Modesty/Back Panels 44
Concinnity™ Privacy Screens 45
Concinnity™ Components — Supports 46
Concinnity™ Paper Organizer Compatibility 47
Concinnity™ Cord Management 48-49
Concinnity™ Typicals 50-54
Concinnity™ Desks 55-57
Concinnity™ Peninsulas 58-59
Concinnity™ Corner Unit 60
Concinnity™ Credenzas 61
Concinnity™ Low Credenzas 62
Concinnity™ Returns 63
Concinnity™ Bridges 64
Concinnity™ Stack-on Storage 65-69
Concinnity™ Wall Mount Storage 70-73
Concinnity™ Bookcase Hutches 74-75
Concinnity™ Reception Stations 76-78
Concinnity™ Mobile Pedestals 79
Concinnity™ Lateral Files 80
Concinnity™ Storage Cabinets 81-82
Concinnity™ Wardrobes 83
Concinnity™ Storage Towers 84
Concinnity™ Bookcases 85
Concinnity™ Components — Worksurfaces 86-91
Concinnity™ Components — Supports 92
Concinnity™ Components — Modesty/Back Panels 93-95
Concinnity™ Components — Supports 96
Concinnity™ Kneespace Clearance End Panels 97
Concinnity™ Components — Supports 98-102
Concinnity™ Height Adjustable Bases 103-105
Concinnity™ Components — Privacy Screens 106
Concinnity™ Components — Supports 107-109
Concinnity™ Components — Pedestal Tops 110
Concinnity™ Components — Pedestal Back Panels 111
Concinnity™ Accessories 112
Coordinate™ 113
Coordinate™ Ordering Information 114
Coordinate™ Height Adjustable Bases 115-116
Coordinate™ Worksurfaces 117-118
Coordinate™ ETA Height Adjustable Bases 119
Coordinate™ Accessories 120
Coordinate™ Desktop PET Screens 121-122
Coze™ 123
Coze™ Table Desks 124-125
Mod 126
Mod Ordering Information 127
Mod Statement of Line 128
Mod Laminate Grain Direction 129
Mod Typicals 130-132
Mod Bundles Typicals 133-135
Mod Laminate Modular Components 136-137
Mod Laminate Modular Storage Components 138-140
Mod Laminate and Metal Desk Modular Components 141
Mod Laminate Modular Storage Components 142
Mod Conference Table Modular Components 143
Mod Reception Modular Components 144
Valido® 145
Valido® Ordering Information 146-147
Valido® Typicals 148-150
Valido® Laminate Modular Desks 151
Valido® Modular Credenzas 152
Valido® Modular Returns 153
Valido® Laminate Modular Components 154-155
Valido® Laminate Wood Desks — Full Pedestals 156-157
Valido® Laminate Wood Desks — 3/4 Pedestals 158-159
Valido® Shared Components & Accessories 160-171
Voi® 172
Voi® Ordering Information 173
Voi® Laminate Typicals 174-179
Voi® Bundles Typicals 180-182
Voi® Specifying/Design Guide 183-187
Voi® Laminate Worksurfaces — Rectangle 188-190
Voi® Worksurface Supports 191-193
Voi® Standing-Height Worksurface Supports 194
Voi® Standing-Height Laminate Support 195
Voi® — Coordinate™ Sit-to-Stand Worksurfaces 196
Voi® Height Adjustable Bases 197
Voi® Laminate Support/Support Pedestals 198
Voi® Laminate Support/Support Storage 199
Voi® Modesty Panels 200-201
Voi® Privacy Screens 202-204
Voi® Laminate Overhead Storage 205
Voi® Laminate Overhead and Stack-on Storage 206
Voi® Laminate Shared Overhead Storage Components 207
Voi® Overhead Storage Supports/Accessories 208
Voi® Laminate Stack-on Storage — Built-up 209
Voi® Laminate Low Credenzas 210-211
Voi® Laminate Low Footed Credenzas 212-213
Voi® Laminate Credenzas 214
Voi® Laminate Mobile Storage 215
Voi® Laminate Storage 216
Voi® Laminate Storage Cubes 217
Voi® Laminate Storage Cube Bundles 218
Voi® Laminate Storage Towers 219-221
Voi® Laminate Storage 222
Voi® Laminate Bookcases 223
Workwall 225
Workwall Ordering Information 226
Workwall Statement of Line 227
Workwall Specifying/Design Guide 228-232
Workwall Typicals 233-235
Workwall Fabric Tiles 236-237
Workwall Glass Markerboard Tiles 238
Workwall Laminate Tiles 239
Workwall Laminate Media Tiles 240
Workwall Painted Metal Tiles 241
Workwall Slotted Tool Tiles 242
Workwall Accessories 243-244
10500 Series™ 246
10500 Series™ Ordering Information 247-249
10500 Series™ Typicals 250-252
10500 Series™ Bundles Typicals 253-255
10500 Series™ Laminate Modular Components 256-260
10500 Series™ Worksurfaces 261
10500 Series™ Worksurface Supports 262-266
10500 Series™ Components — Supports 267
10500 Series™ Height Adjustable Bases 268
10500 Series™ Shared Components 269-270
10500 Series™ Laminate Modular Components 271-273
10500 Series™ Laminate Wood Desks — Full Pedestals 274-277
10500 Series™ Laminate Wood Desks — 3/4 Pedestals 278-279
10500 Series™ Shared Components & Accessories 280-290
10500 Series™ Storage 291
10500 Series™ Shared Components & Accessories 292-300
10500 Series™ Laminate Occasional Tables 301
10500 Series™ Shared Components & Accessories 302
10700 Series™ 304
10700 Series™ Ordering Information 305
10700 Series™ Typicals 306-308
10700 Series™ Bundles Typicals 309-311
10700 Series™ Laminate Modular Components 312-315

For information regarding HON registered and unregistered trademarks, please go to hon.com/protected-marks. Haworth®, Herman Miller®, Knoll®, and Steelcase® are registered trademarks of their respective owners and use of the marks do not imply affiliation or endorsement of The HON Company or its products.

LIST PRICER
Effective Date: March 2023

- **All illustrations and specifications in this publication are based on the latest product information available at the time of print. For the most recent version, please go to www.hon.com.**
- Software support packages furnished to the customer, either by The HON Company or by another source, which support the sale of HON products are superseded by printed price lists.
- All dimensions shown in this publication are nominal.
- Pricing is subject to change without notice.
- All orders are subject to prices in effect at the time of order.
- Ordering information appears at the beginning of a section complete with examples on how to specify. These specifying information pages are referenced at the bottom center of product pages.
- HON Full Lifetime Warranty applies unless otherwise noted.
- HON nationwide customer service:
  Phone: (800) 833-3964

HON LIST PRICER
Table of Contents

10700 Series™ Laminate Wood Desks — Full Pedestals 316-317
10700 Series™ Laminate Wood Desks — 3/4 Pedestals 318-319
10700 Series™ Shared Components and Accessories 320-328
94000 Series™ 329
94000 Series™ Typicals 330-331
94000 Series™ Laminate Wood Desks 332-337
Metro Classic 338
Metro Classic Ordering Information 339
Metro Classic Steel Desks 340-341
34000 Series 342
34000 Series Ordering Information 343
34000 Series Steel Desks 344
38000 Series™ 345
38000 Series™ Ordering Information 346
38000 Series™ Typicals — 3/4 Height Pedestals 347
38000 Series™ Typicals — Modular 348
38000 Series™ Bundles Typicals 349-350
38000 Series™ Steel Desks — 3/4 Pedestals 351
38000 Series™ Modular Desks 352
38000 Series™ Components 353
38000 Series™ Steel Stack-on Units 354-355
38000 Series™ Accessories 356

WORKSTATIONS
Abode™ 357
Abode™ Ordering Information 358
Abode™ 359-360
Abode™ Typicals 361-365
Abode™ Components 366-369
Abound® 370
Abound® Ordering Information 371
Abound® Fabric Patterns & Codes 372-373
Abound® Typicals 374-375
Abound® Open Base Typicals 376
Abound® Frames Overview 377-380
Abound® Connector Overview 381
Abound® Tile Overview 382
Abound® Specifying/Design Guide 383-384
Abound® Working with Tiles 385
Abound® Systems Electrical and Data 386
Abound® Panel Frames 387-388
Abound® Open Base Panel Frames 389
Abound® Stacking Panel Frames 390
Abound® Stiffener Supports 391
Abound® Panel Door 392
Abound® Sliding Door 393
Abound® Connectors 394-395
Abound® Variable Height Finished End and Wall Starter Kits 396
Wall Hanger Bars and Off-Module Bracket 397
Abound® Tackable Acoustical Tiles 398-399
Abound® Power/Data Fabric Tiles 400-401
Abound® Hard-surface Tiles 402
Abound® Clear Glass Tiles 403
Abound® Frosted Glass Tiles 404
Abound® Frameless Glass 405
Abound® Pass-thru Tiles 406
Abound® Slotted Tool Tiles 407
Systems Paper Management Support Bar 407
Abound® Markerboard Tiles 408
Abound® Painted Metal Tiles 409
Abound® Custom Material Bracket Kit 410
Accelerate® 412
Accelerate® Ordering Information 413
Accelerate® Fabric Patterns & Codes 414-415
Accelerate® Typicals 416-417
Accelerate® Panels Overview 418-419
Accelerate® Working with Panels 420
Accelerate® Connector Overview 421
Accelerate® Tackable Raceway Panels 422
Accelerate® Top-Tier Glass Panels 423
Accelerate® Panel Door 424
Accelerate® Top Caps 425
Accelerate® Stacking Panels 426-427
Accelerate® Frameless Glass 428
Accelerate® Strengthened Connection Posts 429
Accelerate® Strengthened Connections — Connector Straps 430
Accelerate® Variable Height Finished End and Wall Starter Kits 431
Accelerate® Bracket Kits and Stability Feet 432
Empower® 434
Empower® Finish Options 435
Empower® Fabric Screens — All Panel Models 436-437
Empower® Step-by-Step Guide 438
Empower® Electrical Specifying Information 439-442
Empower® 60"W Typicals with 24"D Worksurfaces 443
Empower® 120° Workstation Typicals 444
Empower® 60"W Height Adjustable Typicals with 24"D Worksurfaces 445
Empower® Bundles 446-447
Empower® Legs for Linear Applications 448
Empower® Legs for 120° Applications 449
Empower® Support Beams 450
Empower® Wire Troughs 451
Empower® Return Components 452
Empower® Systems Worksurfaces 453
Systems Worksurfaces — 120 Degree Corner 454
Empower® Height Adjustable Bases 455
Empower® Height Adjustable Worksurfaces 456
Empower® Side Screens 457
Empower® Center Screens Fabric 458
Empower® Screens 459-460
Empower® Center Screens Frosted Glass 461
Empower® Modesty Panels/End of Run Screens 462
Empower® Electrical and Data 463-464
Empower® Electrical Accessories 465
Gallery Panels 466
Gallery Panels Ordering Information 467
Gallery Panels Statement of Line 468
Gallery Panels Overview 469-470
Gallery Panels Working with Abound® 471
Gallery Panels Working with Accelerate® 472
Gallery Panels Overview 473-475
Gallery Panels Working with Accessories 476-478
Gallery Panels Wing Panels 479-480
Gallery Panels Split Panels 481
Gallery Panels Wing, Accepts Glass 482-483
Gallery Panels Split Panels, Accepts Glass 484
Gallery Panels Gallery-to-Gallery Connections 485-492
Gallery Panels Abound® Frameless Glass 493
Gallery Panels Accelerate® Frameless Glass 494
Gallery Panels Abound® Connector Kits 495
Gallery Panels Accelerate® Connector Kits 496
Gallery Panels Height Adjustable Tie-In Brackets 497
Gallery Panels Accessories 498
Gallery Panels Tackboards and Markerboards 499
Gravitation™ Power Beam 500
Gravitation™ Power Beam Ordering Information 501-502
Gravitation™ 48"W Bundles 503
Gravitation™ 60"W Bundles 504
Gravitation™ 72"W Bundles 505
Gravitation™ Power Beam 506-508
Gravitation™ Power Beam Electrical 509
Gravitation™ Power Beam Screens 510-512
Systems Shared Components 513
Systems Overhead and Shelves Specifying 514-515
Abound® Electrical and Data 516-518
Accelerate® Electrical and Data 519-520
Systems Electrical and Data 521
Systems Electrical Specifying Information 522-524
Working with Cable Management 525
Systems Working with Worksurfaces and Supports 526-528
Systems Overhead and Shelves 529
Systems ETA Overheads and Shelves 530
Systems Overhead Storage 531
Systems Overhead Accessories 532-533
Systems Electrical Components 534-539
Systems Electrical and Data 540
Systems Worksurfaces — Primary 541-542
Systems Worksurfaces — Wedge 543
Systems Worksurfaces — Corner 544-545
Systems Worksurfaces — 120 Degree Corner 546
Systems Worksurfaces — Corner Cove 547-548
Systems Worksurfaces — Jetty / Peninsula 549
Systems Worksurfaces — Half-Round / Quarter Round / 60° Wedge 550
Systems Countertops — Straight and Corner 551-552
Systems Shelves — Corner Shelves 553
Systems Worksurface Supports 554-556
Worksurface Brackets 557
Systems Worksurface Supports 558
Standing-Height Worksurface Supports 559
Systems Standard Height Support Pedestals 560
Systems Accessories — Paper Management / Markerboards 561
Versé® 562
Versé® Panel System 563-566

For information regarding HON registered and unregistered trademarks, please go to hon.com/protected-marks. Haworth®, Herman Miller®, Knoll®, and Steelcase® are registered trademarks of their respective owners and use of the marks do not imply affiliation or endorsement of The HON Company or its products.

LIST PRICER
Effective Date: March 2023

- **All illustrations and specifications in this publication are based on the latest product information available at the time of print. For the most recent version, please go to www.hon.com.**
- Software support packages furnished to the customer, either by The HON Company or by another source, which support the sale of HON products are superseded by printed price lists.
- All dimensions shown in this publication are nominal.
- Pricing is subject to change without notice.
- All orders are subject to prices in effect at the time of order.
- Ordering information appears at the beginning of a section complete with examples on how to specify. These specifying information pages are referenced at the bottom center of product pages.
- HON Full Lifetime Warranty applies unless otherwise noted.
- HON nationwide customer service:
  Phone: (800) 833-3964

HON LIST PRICER
Table of Contents

STORAGE
- **Overview of Personal Storage and Pedestals** 567
- HON Lateral Files at a Glance 568
- HON Vertical Files at a Glance 569
- **Storage and Files Ordering Information** 570

Brigade® 571
- **Brigade® Ordering Information** 572
- Brigade® Standard Height Pedestals 573
- Brigade® 800 Series Lateral Files w/Drawers 574
- Brigade® 800 Series Lateral Files w/Storage 575
- Brigade® 700 Series Lateral Files w/Drawers 576
- Brigade® 700 Series Lateral Files w/Storage 577
- Brigade® 600 Series Lateral Files w/Drawers 578
- Brigade® Metal Dividers 579
- Brigade® Steel Bookcases 580
- Brigade® Storage Cabinets 581

Contain® 582
- **Contain® Ordering Information** 583
- Contain® Towers 584
- Contain® Lockers & Wardrobes 585
- **Contain® Metal Storage** 586
- Contain® Digital Lock Specifications 587-588
- Contain® Metal Credenzas 589
- Contain® Footed Metal Credenzas 590
- Contain® Metal Credenzas with Laminate Fronts 591
- Contain® Footed Metal Credenzas with Laminate Fronts 592
- Contain® Personal Files 593
- Contain® Lateral Files 594
- Contain® Lateral File Accessories 595
- Contain® Metal Credenzas Accessories 596-597
- Contain® Metal Personal Towers 598
- Contain® Metal Side Access Towers 599
- Contain® Metal Personal Towers with Laminate Fronts 600
- Contain® Metal Side Access Towers with Laminate Fronts 601
- Contain® Footed Metal Personal Towers 602
- Contain® Footed Metal Side Access Towers 603
- Contain® Footed Metal Personal Towers with Laminate Fronts 604
- Contain® Footed Metal Side Access Towers with Laminate Fronts 605
- Contain® 18″W Slim Metal Personal Towers 606-607
- Contain® 18″W Slim Personal Towers with Laminate Fronts 608-609
- Contain® Wardrobes 610
- Contain® Wardrobes with eLock 611
- Contain® Wardrobes 612
- Contain® Wardrobes with eLock 613
- Contain® Metal Lockers 614
- Contain® Metal Lockers with Laminate Fronts 615
- Contain® Metal Lockers with eLock 616
- Contain® Metal Lockers with Laminate Fronts and eLock 617
- Contain® eLock Accessories 618
- Contain® Metal Pedestals 619
- Contain® Footed Metal Pedestals 620
- Contain® Pedestal Accessories 621
- Contain® Metal Pedestals with Laminate Fronts 622
- Contain® Footed Metal Pedestals with Laminate Fronts 623
- Contain® Pedestal Accessories 624

Flagship® 625
- **Flagship® Ordering Information** 626
- Flagship® Hanging and Standard Height Pedestals 627
- Flagship® Mobile Pedestals 628
- Flagship® 18″ Deep Lateral Files with Drawers 629
- Flagship® Lateral File with Storage 630
- Flagship® Modular Storage 631
- Flagship® Bookcases 632
- Flagship® Storage Cabinets 633
- **Flamesafe™ Ordering Information** 634
- FlameSafe™ Fire-Resistant Files 635

Fuse™ 636
- **Fuse™ Ordering Information** 637
- Fuse™ Pedestals 638
- Fuse™ Digital Lock Specifications 639
- Fuse™ Mobile Pedestals 640
- Fuse™ Mobile Pedestals with eLock 641
- Fuse™ Freestanding Pedestals 642
- Fuse™ Freestanding Pedestals with eLock 643
- Fuse™ Pedestal Cushion 644
- Fuse™ Undermount Storage 645
- Fuse™ Workplace Tools 646

Storage Islands 647
- **Storage Islands Ordering Information** 648
- **Storage Islands Specifying Guide** 649-651
- Storage Islands Planning Typicals 652-653
- Storage Islands Top Only Applications 654
- Storage Islands Tops for Use with 2 End Panels 655
- Storage Islands Tops for Use with 2 End Panels and Back/Septum 656
- Storage Islands — Island Tops for Use with 1 End Panel and Septum 657
- Storage Islands — Islands Septum/Back and End Panels 658
- Storage Islands Peninsula Supports 659

400 Series 660
- 400 Series Lateral Files 661

Vertical Files 662
- **Vertical Files Ordering Information** 663
- 210 Series Vertical Files — 28½″D 664
- 310 Series Vertical Files — 26½″D 665
- 510 Series Vertical Files — 25″D 666
- Lateral File Accessories 667
- Vertical File Accessories 668
- Mobile Pedestals 669
- Pedestal Accessories 670-671

Laminate Bookcases 672
- **Bookcases Ordering Information** 673
- 1870 Series Laminate Bookcases 674

UNIVERSAL SCREENS

Acoustic Solutions by unika vaev 675
- **Acoustic Solutions Ordering Information** 676-677
- Acoustic Solutions Wall 678
- Acoustic Solutions Ceiling Tiles and Screens 679
- Acoustic Solutions Floor Screens 680-681

Universal Screens 682
- **Universal Screens Ordering Information** 683
- **Universal Screens Statement of Line** 684
- **Universal Screens Specification Guide** 685-687
- Universal Screens Fabric Screens 688-691
- Universal Screens Glass Screens 692-693
- Universal Screens Acrylic Screens 694-696
- Universal Screens Laminate Screens 697
- Universal Screens Metal Screens 698

ACCESSORIES
- Core Removable Lock Kits 699
- Touch-up Paint 700

WORKPLACE TOOLS

Workplace Tools 701
- **Workplace Tools Ordering Information** 702
- Monitor Arms 703-704
- CPU Holders 705
- Keyboard Trays 706-707
- Corner Sleeves 708
- Center Drawers 709-710
- Desktop Riser 711
- Chair Mats 712
- Task Lights 713-714
- Paper Management & Organizational Tools 715-718
- Interlink IQ Electrical 719-720
- 4-Trac Hardwire Electrical System 721-722
- Power & Cable Management 723
- Power 724-726
- Power & Cable Management 727

INDEX
- Cross Reference Index 728-747
- Information on Ordering Parts 752

For information regarding HON registered and unregistered trademarks, please go to hon.com/protected-marks. Haworth®, Herman Miller®, Knoll®, and Steelcase® are registered trademarks of their respective owners and use of the marks do not imply affiliation or endorsement of The HON Company or its products.

ADDITIONS

NEW ADDITIONS: PRODUCTS

Workstations	Effective Date
Gallery Panels	January 5, 2022
Models: HRVG5724L, HRVG5727L, HRVG5730L, HRVG5733L, HRVG5736L, HRVG5739L, HRVG5742L, HRVG5745L, HRVG5748L, HRVG5751L, HRVG5760L, HRVG5763L, HRVG5775L, HRVG3587L, HRVG3599L, HRVG35111L, HRVG35123L, HRVG4287L, HRVG4299L, HRVG42111L, HRVG42123L, HRVG5087L, HRVG5099L, HRVG50111L, HRVG50123L, HRVG5787L, HRVG5799L, HRVG57111L, HRVG57123L, HRVG5724LG, HRVG5727LG, HRVG5730LG, HRVG5733LG, HRVG5736LG, HRVG5739LG, HRVG5742LG, HRVG5745LG, HRVG5748LG, HRVG5751LG, HRVG5760LG, HRVG5763LG, HRVG5775LG, HRVG3587LG, HRVG3599LG, HRVG35111LG, HRVG35123LG, HRVG4287LG, HRVG4299LG, HRVG42111LG, HRVG42123LG, HRVG5087LG, HRVG5099LG, HRVG50111LG, HRVG50123LG, HRVG5787LG, HRVG5799LG, HRVG57111LG, HRVG57123LG, HRVG5718GGR, HRVG5724GGR, HRVG5730GGR, HRVG5736GGR, HRVG5742GGR, HRVG5748GGR, HRVG5760GGR, HRVG5718GGRG, HRVG5724GGRG, HRVG5730GGRG, HRVG5736GGRG, HRVG5742GGRG, HRVG5748GGRG, HRVG5760GGRG, HRVG5718GGL, HRVG5724GGL, HRVG5730GGL, HRVG5736GGL, HRVG5742GGL, HRVG5748GGL, HRVG5760GGL, HRVG5718GGLG, HRVG5724GGLG, HRVG5730GGLG, HRVG5736GGLG, HRVG5742GGLG, HRVG5748GGLG, HRVG5760GGLG, HRVG5718GGT, HRVG5736GGT, HRVG5742GGT, HRVG5748GGT, HRVG5760GGT, HRVG5772GGT, HRVG5718GGTG, HRVG5736GGTG, HRVG5742GGTG, HRVG5748GGTG, HRVG5760GGTG, HRVG5772GGTG, HRVG571824GGNS, HRVG572418GGNS, HRVG571830GGNS, HRVG573018GGNS, HRVG572430GGNS, HRVG573024GGNS, HRVG571824GGNSG, HRVG572418GGNSG, HRVG571830GGNSG, HRVG573018GGNSG, HRVG572430GGNSG, HRVG573024GGNSG, HRVCES, HRVC57GP, HRVGS7578, HRVGWS35, HRVGWS42, HRVGWS50, HRVGWS57, HEGPEC, HEGSFGA, HEGMC351, HEGMC421, HEGMC501, HEGMC571, HEGMC651, HEGMC721, HEGMC352, HEGMC422, HEGMC502, HEGMC572, HEGMC652, HEGMC722, HRVGR12, HRVGR18, HRVGR24, HRVGR30, HRVGR36, HRVGRCH, HRVGFCH, HRVGRPT1, HRVGRPT2, HRVGRPT3, HRVGRAF1, HRVGRAF2, HRVGRAF3, HRVGRBS, HRVGRPS, HRVGCKS, HRVGPF1, HRVGPF2, HRVTB1524, HRVTB1530, HRVTB1536, HRVTB1548, HRVTB1560, HRVTB2224, HRVTB2230, HRVTB2236, HRVTB2248, HRVTB2260, HRVM1524, HRVM1530, HRVM2236, HRVM2248, HRVM2260, HRVHM2030, HRVHM2630	

Fabrics and Finishes	Effective Date
Edge	
Beigewood (DE)	October 1, 2022
Fawn Cypress (FC)	October 1, 2022
Field Elm (FE)	October 1, 2022
Fabrics	
Davenport Leather	January 5, 2022
Atlantis (DAV02)	
Bittersweet (DAV03)	
Black (DAV01)	
Brown (DAV14)	
Camel (DAV13)	
Cream (DAV11)	
Fog (DAV05)	
Olive (DAV09)	
Porcellana (DAV12)	
Rosewood (DAV10)	
Saddle (DAV07)	
Smoke (DAV06)	
Storm (DAV08)	
Wet Sand (DAV15)	
Laminates	
Beigewood (LWBE)	October 1, 2022
Fawn Cypress (LFC1)	October 1, 2022
Field Elm (LWFE)	October 1, 2022

DISCONTINUATIONS

Desks	Effective Date
Concinnity™	December 31, 2022
Models: HNL3630WB, HNL3636WB, HNL4930WB, HNL4936WB	
Mentor®	December 31, 2022
Models: H88231, H88235R, H88236L, H88251R, H88263R, H88265R, H88266L, H88962, H88976	
Voi®	December 31, 2022
Models: HLSL14OSPL, HLSL22OSPL	
10500 Series™	December 31, 2022
Models: H105523, H105386, H105387, H105678, H105678X, H105685, H105685X	
10700 Series™	December 31, 2022
Models: H107299, H107698, H10799G, H107811, H107805R, H107720, H107806L, H107193R, H107194L, H10732K, H107313K, H107824, H10767, H10744, H107815, H10737, H107805RX, H107803R, H107816, H107804L, H107815X, H107808L, H107722L, H107721R, H107807R, H10718L, H10736, H107806LX, H107802L, H107398, H107353, H107801R, H107728L, H107728LX, H10717R, H107804LX, H10764L, H107270X, H107835, H10751, H107803RX, H107837, H107727RX, H107807RX, H107808LX, H107727R, H107726L, H107816X, H107399, H107802LX, H10763R, H10721X, H10722X, H107725R, H107801RX, H107825X, H107836	

Workstations	Effective Date
Abound®	December 31, 2022
Models: HRFF3524P, HRFF3530P, HRFF3536P, HRFF3542P, HRFF3548P, HRFF3560P, HRFF4224P, HRFF4230P, HRFF4236P, HRFF4242P, HRFF4248P, HRFF4260P, HRFF5024P, HRFF5030P, HRFF5036P, HRFF5042P, HRFF5048P, HRFF5060P, HRFF5724P, HRFF5730P, HRFF5736P, HRFF5742P, HRFF5748P, HRFF5760P, HRFF6524P, HRFF6530P, HRFF6536P, HRFF6542P, HRFF6548P, HRFF6560P, HRVOHV24HLA, HRVOHV30HLA, HRVOHV36HLA, HRVOHV42HLA, HRVOHV48HLA, HRVOHV24HMA, HRVOHV30HMA, HRVOHV36HMA, HRVOHV42HMA, HRVOHV48HMA, HRVSHV24, HRVSHV30, HRVSHV36, HRVSHV42, HRVSHV48, HBWQ2424P, HBWQ3030P, HBWQT2424P, HBWQ3030P	
Accelerate®	December 31, 2022
Models: HCWQ2424P, HCWQ3030P, HCWQT2424P, HCWQT3030P	
Gravitation™ Power Beam	December 31, 2022
Models: HBSCRAOMTL48, HBSCRAOMTL60, HBSCRAOMTL72, HUVDSBS2048, HUVDSBS2060, HUVDSBS2072	
Systems Worksurfaces	December 31, 2022
Models: HBWCT3624PN, HBWCT4224PN, HBWCT4230PN, HBWCT4824PN, HBWCT4830PN, HWC3624PN, HWC4224PN, HWC4230PN, HWC4824PN, HWC4830PN, HWCS3624PN, HWCS4224PN, HWC4230PN, HWCS4824PN, HWCS4830PN, HWD244830PN, HWD245430PN, HWD246030PN, HWD246630PN, HWD247230PN, HWD304824PN, HWD305424PN, HWD306024PN, HWD306624PN, HWD307224PN, HWJ58BBLP, HWJ58BBRPN, HWJ58ABLPN, HWJ58ABRPN, HWJ58BBLPN, HWJ58BBRPN, HWJ59BBLP, HWJ59BBRPN, HWJ59ABLPN, HWJ59ABRPN, HWJ59BBLPN, HWJ59BBRPN, HWP2460PN, HWP2466PN, HWP2472PN, HWP3060PN, HWP3066PN, HWP3072PN, HWP1824PN, HWP1830PN, HWP1836PN, HWP1842PN, HWP1848PN, HWP1854PN, HWP1860PN, HWP1866PN, HWP1872PN, HWP2424PN, HWP2430PN, HWP2436PN, HWP2442PN, HWP2448PN, HWP2454PN, HWP2460PN, HWP2466PN, HWP2472PN, HWR2484PN, HWR3024PN, HWR3030PN, HWR3036PN, HWR3042PN, HWR3048PN, HWR3054PN, HWR3060PN, HWR3066PN, HWR3072PN, HWR3048PN, HWV73AALPN, HWV73AARPN, HWV73BALPN, HWV73BARPN, HWV75AALPN, HWV75AARPN, HWV75ABLPN, HWV75ABRPN, HWV75BALPN, HWV75BARPN, HWV75BBLPN, HWV75BBRPN, HWV93AALPN, HWV93AARPN, HWV93BALPN, HWV93BARPN, HWV95AALPN, HWV95AARPN, HWV95ABLPN, HWV95ABRPN, HWV95BALPN, HWV95BARPN, HWV95BBLPN, HWV95BBRPN	
Systems Shared Components	December 31, 2022
Models: HPPMPS, HPPMAS, HPPMPT, HPPMPB, HPPMST, HPPMFB, HPPMPC, HPPMHK	

Universal Screens	Effective Date
Acrylic Screens	December 31, 2022
Models: HACRYSCRN2048, HACRYSCRN2054, HACRYSCRN2060, HACRYSCRN2066, HACRYSCRN2548, HACRYSCRN2554, HACRYSCRN2560, HACRYSCRN2566, HACRYSCRN2024, HACRYSCRN2030, HACRYSCRN2036, HACRYSCRN2524, HACRYSCRN2530, HACRYSCRN2536, HACRYEXSCRN2036, HACRYEXSCRN2042, HACRYEXSCRN2536, HACRYEXSCRN2542	
Floor Screens	December 31, 2022
Models: HFHACRYSCRN6036, HFHACRYSCRN6048, HFHACRYSCRN7236, HFHACRYSCRN7248, HFHPCSCRN6048, HFHPCSCRN7248	

Universal Screens	Effective Date
Metal Screens	December 31, 2022
Models: HMTLSCRN2048, HMTLSCRN2054, HMTLSCRN2060, HMTLSCRN2066, HMTLSCRN2548, HMTLSCRN2554, HMTLSCRN2560, HMTLSCRN2566, HMTLSCRN2024, HMTLSCRN2030, HMTLSCRN2036, HMTLSCRN2524, HMTLSCRN2530, HMTLSCRN2536, HMTLEXSCRN2036, HMTLEXSCRN2042, HMTLEXSCRN2536, HMTLEXSCRN2542	
Panel Stackers	December 31, 2022
Models: HPNLSTACK1524, HPNLSTACK1530, HPNLSTACK1536, HPNLSTACK1542, HPNLSTACK1548, HPNLSTACK1554, HPNLSTACK1560, HPNLSTACK1566, HPNLSTACK1572, HPNLSTACK1578, HPNLSTACK1584, HPNLSTACK1590, HPNLSTACK1596, HPNLSTACK2224, HPNLSTACK2230, HPNLSTACK2236, HPNLSTACK2242, HPNLSTACK2248, HPNLSTACK2254, HPNLSTACK2260, HPNLSTACK2266, HPNLSTACK2272, HPNLSTACK2278, HPNLSTACK2284, HPNLSTACK2290, HPNLSTACK2296, HPNLSTACKBKT	
Plexi-Glass Screens	December 31, 2022
Models: H-TASCRN2430, H-TASCRN2436, H-TASCRN2448, H-TASCRN3630, H-TASCRN3636, H-TASCRN3648, HHC-TASCRN3630, HHC-TASCRN3636, HHC-TASCRN3648	

Workplace Tools	Effective Date
Healthy Workplace Tools	December 31, 2022
Models: HHC-SANSTND, HHC-SANSTND2, HHC-PPESTND, HHC-SANSTND-TRAY, HHC-PPEWALL, HHC-ARMPULL5, HHC-ARMPULL15, HHC-FOOTPULL5, HHC-FOOTPULL15	

Fabrics and Finishes	Effective Date
Edge	
Shadow (SHDW)	December 31, 2022
Fabrics	
Exchange	December 31, 2022
Iron (EXG916)	
Nickel (EXG914)	
Pistachio (EXG910)	
Root (EXG913)	
Rupee (EXG903)	
Shadow (EXG911)	
Silver (EXG915)	
Sisal (EXG917)	
Stone (EXG912)	
Factor	December 31, 2023
Bark (FACT20)	
Barley (FACT15)	
Cascade (FACT25)	
Feather (FACT30)	
Sarto	December 31, 2022
Ash (SRT88)	
Fog (SRT14)	
Lemongrass (SRT49)	
Mist (SRT45)	
Mushroom (SRT76)	
Oyster (SRT18)	
Reef (SRT64)	
Sesame (SRT93)	
Shale (SRT52)	
Paint	December 31, 2022
Shadow (SHDW)	

NOTES

HON FULL LIFETIME WARRANTY INFORMATION

FULL LIFETIME WARRANTY

YOUR HON FULL LIFETIME WARRANTY

Every time you purchase a HON product, you're making an investment in your future. We're proud to play a part in that future, and you can trust us to do our best for as long as you need us.

The HON Full Lifetime Warranty is our assurance to you that the HON desks, workstations, seating, tables, or storage you purchase will be free from defective material or workmanship for the life of the product.

In the unlikely event that any HON product or component covered by the HON Full Lifetime Warranty should fail under normal workplace use as a result of defective material or workmanship, HON shall repair or replace with comparable product (at HON's discretion), free of charge.

WHAT'S COVERED BY THE HON FULL LIFETIME WARRANTY?

Your HON Full Lifetime Warranty applies to product manufactured after January 1, 2011. All HON product lines, materials, and components are covered by the HON Full Lifetime Warranty except for the items described below.

The specific product lines, materials, and components listed below are covered under HON's Full 12-Year, Full 10-Year, and Full 5-Year Warranties (from date of purchase).

HON'S FULL 12-YEAR WARRANTY

- Electrical components (lamps and ballasts are not covered)
- 4-Way Stretch Mesh
- Seating controls
- Pneumatic Cylinders
- Wood Seating
- Accessories
- Laminate Surfaces

HON'S FULL 10-YEAR WARRANTY

- Coordinate™ Height Adjustable Bases (HHATB)

HON'S FULL 7-YEAR WARRANTY

- Coordinate™ Legacy Bases (HHAB and HREC)
- Workwall Markerboard Glass Tiles

HON'S FULL 5-YEAR WARRANTY

- All LED task lights
- Panel and seating textiles
- Coordinate™ ETA Height Adjustable Base (HHABETA2S2L)
- Coze™
- Between™ Multi-Purpose Table
- Acoustic Solutions by Unika Vaev
- Mod

HON'S FULL 1-YEAR WARRANTY

- Acrylic Screens

These warranties apply to HON products sold within the United States of America, U.S. Territories, and Canada, as well as U.S. Military and Federal Agency purchases (regardless of location).

IS ANYTHING NOT COVERED?

There are a few exclusions to the HON Full Lifetime Warranty and to the 12-, 10-, and 5-year warranties. These exclusions are:

- All HON products that are covered under a separate 5-year warranty.
- Color-fastness or matching of colors, woodgrains, or textures occurring in wood, leather, or other materials that naturally exhibit inherent color variations.
- Customer's own materials (COM) selected by and used at the request of the user.
- Modifications or attachments to the product that are not approved by The HON Company and product failures resulting from such modifications or attachments.
- Product normal wear and tear, which are to be expected over the course of ownership.
- Products that were not installed, used, or maintained in accordance with product instructions and warnings.
- Products used for rental purposes.
- Damage caused by cleaning chemicals.
- Dye transfer caused by external contaminants (including clothing and accessory dyes such as those used on denim jeans) may migrate to lighter colors. This phenomenon is increased by humidity and temperature and is irreversible.
- Fabric pattern match seat to back or chair to chair. If pattern match is needed, please submit a Tailored Solutions request or contact HON Customer Support/Tailored Solutions with questions.
- Storage Digilocks come with a 2-year warranty.

WARRANTY REQUESTS OR QUESTIONS?

Your HON Dealer is our mutual partner in supporting your warranty requests. To obtain service under this warranty, please contact your HON dealer. If you are not sure who your dealer is, please call HON Customer Support at 800.833.3964.

THAT'S YOUR HON FULL LIFETIME WARRANTY AS AN OWNER OF HON PRODUCT, THE WARRANTY EXPLAINED HERE IS YOUR SOLE AND EXCLUSIVE REMEDY. THERE ARE SOME EXCEPTIONS IF YOU PURCHASED THE PRODUCT FOR HOME OR PERSONAL USE WHICH ARE EXPLAINED BELOW. TO THE EXTENT ALLOWED BY LAW, THE HON COMPANY MAKES NO OTHER WARRANTY, EITHER EXPRESS OR IMPLIED, INCLUDING ANY WARRANTY OF MERCHANTABILITY OR FITNESS FOR A PARTICULAR PURPOSE. THE HON COMPANY WILL NOT BE LIABLE FOR ANY CONSEQUENTIAL OR INCIDENTAL DAMAGES.

A WORD ABOUT PURCHASES FOR HOME OR PERSONAL USE

Please note, this section only applies if you purchased your HON product for your home or for your own personal or family use. HON's warranties give you specific legal rights and you may have other rights, which vary from state to state. As a consumer purchaser, the complete exclusion of implied warranties noted in the above paragraph does not apply to you, however, to the extent allowed by applicable state law, the implied warranties are limited to the applicable term of the warranty. Some states do not allow the exclusion or limitation of incidental or consequential damages, so the above exclusion or limitation may not apply to you.

HON LIMITED 5-YEAR WARRANTY INFORMATION

HON®

LIMITED 5-YEAR WARRANTY

The HON Company promises to repair or replace HON products or components covered under this warranty that are found to be defective in material or workmanship within five (5) years from the date of original purchase so long as you, the original purchaser, still owns it. This is your sole and exclusive remedy. This warranty is subject to the provisions below. It applies to the products listed here manufactured after January 1, 2018.

LIMITATIONS:

- Upholstery on chairs is warranted for two years from date of purchase.
- Damage caused by the carrier in-transit is handled under separate terms.

EXCLUSIONS:

This warranty does not apply and no other warranty applies to:

- Normal wear and tear, which are to be expected over the course of ownership.
- Modifications or attachments to the product that are not approved by The HON Company.
- Products that were not installed, used or maintained in accordance with product instructions and warnings.
- Products used for rental purposes.

SEATING USAGE

Normal commercial use for seating is identified as the equivalent of a single shift, forty-(40) hour workweek. To the extent that a seating product is used in a manner exceeding this, the applicable warranty period will be reduced in a pro-rata manner.

A WORD ABOUT COLOR VARIATIONS, FABRICS AND FINISHES:

The HON Company does not warrant the color-fastness or matching of colors, grains or textures of covering materials.

CUSTOMER'S OWN MATERIAL (COM)

Not available on HON products covered under the HON 5-year warranty.

TO THE EXTENT ALLOWED BY LAW, THE HON COMPANY MAKES NO OTHER WARRANTY, EITHER EXPRESS OR IMPLIED, INCLUDING ANY WARRANTY OF MERCHANTABILITY OR FITNESS FOR A PARTICULAR PURPOSE. THE HON COMPANY WILL NOT BE LIABLE FOR ANY CONSEQUENTIAL OR INCIDENTAL DAMAGES.

NOTICE TO PURCHASERS FOR HOME OR PERSONAL USE:

Federal law does not permit the exclusion of certain implied warranties for consumer products. Therefore, if you are purchasing this product for home or personal use, the exclusion of implied warranties noted in the above paragraph does not apply to you. Some states do not allow the exclusion or limitation of incidental or consequential damages, so the above limitation or exclusion may not apply to you. This warranty gives you specific legal rights, and you may also have other rights which vary from state to state.

This warranty applies only to products sold within the United States of America and the Commonwealth of Canada.

TO OBTAIN SERVICE UNDER THIS WARRANTY:

Your HON® Dealer is our mutual partner in supporting your warranty requests. By following the procedures outlined below, you can be assured of the best level of service. Please note: Consent of The HON Company must be obtained before any warranty work is performed. To obtain consent, please take the following steps:

1. Contact the Dealer from whom the product was purchased within 30 days of discovery of the defect. Be prepared to affirm that you are the original purchaser of the product and to provide the serial number(s) from the product in question.
2. Your Dealer will gather all pertinent information regarding the claim, inspect the product and contact a HON Company customer service representative. (Please allow a reasonable amount of time for inspection and review.)
3. If The HON Company affirms that the product in question is eligible under the conditions of the warranty as stated above, the customer service representative or another representative of the Company will determine whether to provide replacement parts, authorize repairs or replace the product.

ORDERING INFORMATION

ORDERING

Electronic ordering is the standard order process for HON. HON supports the following primary methods for the electronic transmission of orders and order related documents:

Electronic Ordering
Available in the HONReady portal at honready.hon.com. There are multiple options available for processing orders electronically.

Integration with the standard Office Furniture business systems or other pre-approved proprietary software packages.

SIF file upload using fully optioned SIF files into the electronic ordering applications.

Manual entry of line items into the electronic ordering application.

EDI-System to System Integration
With standard Office Product systems or other pre-approved proprietary software systems.

Training, technical set-up and support is available through our Dealer Operations Team at honready@honcompany.com.

ORDER REQUIREMENTS

- Customer must provide complete and correct information, including complete model number, finishes, colors, options, and quantity.
- If a bid quotation or other special pricing applies, such information must be clearly stated on the order with applicable bid number or contract number.
- Order Management contact name and phone number.
- Delivery Appointment contact name and phone number at the dealership or installation company. HON does not accept orders with end user appointment contacts.
- Dealer Sales Representative, primary or multiple DSRs.
- "Best Date Available" for the entire order is standard service for HON. If eligible, other Date Requests may be requested and must be submitted with the order. Other Date Requests are subject to review by HON prior to acceptance:
  - "Ship After" requests are eligible on all order sizes
  - "Deliver On" requests are eligible for full truckload orders
- Additional services outside of HON's standard services may be available through HON's 'Enhanced Services' for a corresponding fee. Requested services from 'Enhanced Services' must be provided at time of order placement.
- Failure to provide complete and accurate information results in delayed order entry and acknowledgment. Incomplete orders will not be produced and will be returned to Dealer for correction.

ACKNOWLEDGMENT SERVICE

- E-mailed acknowledgments are available by customer request.
- An acknowledgment will be emailed the morning of the next business day, unless order is placed on credit or other order hold.
- The order will not receive an acknowledged shipment date until all order holds are released.

ORDER CHANGES OR CANCELLATIONS

For Order Changes or Cancellations, please contact Customer Support at 800-833-3964.

TERMS AND CONDITIONS

See ***HON NOW*** on **honready.hon.com** for more information about HON NOW delivery, services and ordering information.

HON DESIGN SERVICES

HON INTEGRATED DESIGN SOLUTIONS

Need design assistance? We can help! Our expert design staff will create a professional design package that is sure to put you one step ahead of the competition. And the best part is – it's free!

AUDIT

We will check your drawing and parts list for accuracy. We verify quantity, specification accuracy, product compatibility and structural support.

DESIGN

We will provide a professional design package including a 2D furniture plan, renderings, and complete parts list based on the rough sketch and project information you supply.

CONSULTATION

A 1:1 meeting will be scheduled where we will provide guidance on product positioning, answer specification questions, and recommend value engineering opportunities.

CONTACT HON DESIGN SERVICES

Questions? Please reach out to your region's dedicated designer. Not sure how to reach your designer? Send us a note at the email below.
E-Mail: integrateddesign@honcompany.com

Solve® Chair shown with Coordinate™ Height Adjustable Table.

Project Space

A place for all HON Project Services

Project Space provides one platform to access the full portfolio of HON services including:

- Design
- Audit
- Product Modification
- Special Laminates
- Consultation
- Customer's Own Material
- Dual Fabric Applications
- Special Paints
- Project Bid Pricing

Submit your request on the Community powered by HNI, Projects.

Project Space Lead Time: Within 3 business days depending on complexity and size of your project.

TAILORED SOLUTIONS ORDERING INFORMATION

PRODUCT MODIFICATIONS

Modifications include structural and dimensional modifications to existing product and Dual Fabric Applications, when standard model is not available.

The HON Company, at its own discretion, may modify standard products to meet specific needs. Product specials can be requested on HON brand product only.

List prices contained in published list pricers are for standard catalog items only. Changes or alterations to catalog items other than those listed as catalog options are subject to additional charges. Pricing will only be furnished upon approval of the special request.

Requests to have the product produced in more than one fabric (e.g., fabric on the seat is different than the fabric on the back), are considered a Dual Fabric Applications request and follow the Product Modification request process within the Community.

SPECIAL LAMINATES

Special laminates include requests for laminates not available as part of The HON Company's standard offering. Requests for special laminates are subject to manufacturing approval and minimum order quantities. The HON Company approved special laminates will be subject to a designated upcharge per unit.

Requests for special laminates should be submitted through the Community. Pricing will only be furnished upon approval of the special request.

SPECIAL PAINTS

- The HON Company's paint matching equipment can match almost any color, excluding some metallic and whites.
- Special paint requests must be submitted on the Community.
- In order to request a paint sample, the customer must have a minimum order of 10 like product units. Any requests with less than that amount will not be processed.
  - For each new paint request, there will be a $250 net charge. A sample of the exact color desired is required for matching and approval. The HON Company will match the color and provide a production sample for the customer to review and approve.
- Once written approval is received by The HON Company, the request will be approved.
- Each unique color or finish combination incurs a designated upcharge per color per order (all standard discounts/competitive project pricing applies).

Special note: Some special colors could fall outside of this program due to production costs or not meeting The HON Company's quality standards. The HON Company may apply additional charges to some colors which are costly to apply, and refuse some orders on colors that cannot meet The HON Company's high-quality standards. The HON Company will notify the customer upon completion of The HON Company's evaluation if a change in price is required or rejection of the order.

DISCONTINUED PRODUCT

Requests for discontinued product require engineering evaluation, safety review, and testing to current standards prior to approval. Many discontinued products are not available for order. Requests for discontinued products should be submitted through the Community.

LEAD TIMES FOR SPECIALS PRODUCT

Lead times on orders containing specials are subject to production capacity and material availability. When possible, the customer should order special products separately to avoid extended lead times for standard products. Extended lead times will be noted on Compass.

CHANGES TO SPECIALS PRODUCT

A special model will be provided for each approved special item to process orders. Once an order is placed, no changes or cancellations can be made to the order without approval from Tailored Solutions.

CONTACT TAILORED SOLUTIONS

Phone: 800.833.3964 and listen for Tailored Solutions offering on the menu.

Email: HONSpecials@honcompany.com

CUSTOMER'S OWN MATERIAL ORDERING INFORMATION

CUSTOMER'S OWN MATERIAL (COM) PROGRAM

Customer's Own Material (COM) is a request to use fabrics not available as part of HON's standard fabric offering. Manufacture to Supply (MTS) and Dealer to Supply (DTS) are the two ordering methods. The HON Company has partnered with fabric manufacturers to provide competitive pricing and selection through the MTS program. MTS will be the standard offering unless The HON Company is unable to procure the fabric. If there is a DTS request submitted, The HON Company will advise at the time of the request if DTS is available.

CUSTOMER WARRANTY EXCLUSION

The HON Company shall have no responsibility for the condition, quality, value, performance, physical properties, or any other aspects of the COM.

The HON Company shall have no liability for any damages, injuries, or losses to the customer or to any third party that shall be caused by any COM or product modification, and the customer shall hold The HON Company harmless for all liability.

The HON Company assumes no responsibility for the overall appearance, flammability, normal durability, colorfastness, or any other quality of the COM or product modification after its application on a HON product beyond normal quality standards. The HON Company reserves the right to reject a COM fabric if the quality of the COM is not satisfactory for the product. Should this occur, the customer will be notified with an explanation of the issue.

The HON Company is not responsible for fabric that has become obsolete at the COM supplier, that is of poor quality, or that is delivered late to The HON Company from the COM supplier. The HON Company is not responsible for excess yardage created by DTS orders or yardage not attached to an order and reserves the right to dispose of the excess fabric.

As a standard HON does not pattern match any standard, partnership or COM fabric, therefore pattern match is not applicable under warranty. If pattern match is needed please submit a Tailored Solutions request or contact HON Customer Support/Tailored Solutions once your COM has been approved.

COM TESTING

As a result of recent legal requirements, The HON Company will need to obtain specific information from the fabric supplier about treatments and chemicals used in the fabric. To the extent the supplier is unwilling or unable to provide the necessary information, which could extend the testing lead time of the request.

To check if a COM has been tested previously, utilize the COM Search Tool on the HON Ready Portal > Design Resources > Textiles & Finishes section using the following information:

- COM Supplier's Name
- Fabric Pattern Name
- Color Name
- If the COM fabric has been tested and previously approved, the COM will not need to be re-tested unless testing standards have changed, fabric is to be used on a different series, or direction of the fabric has changed from what was previously approved. Please note that Panel product must be approved for each model and color.
- If the pattern has previously been tested and approved, but not in the specific requested color, the customer will need to request an order code for that color only. No further testing will be necessary since the pattern has already been approved.

If the fabric has not previously been tested, the customer must enter the COM request on the HON Ready Portal > Textiles & Finishes > COM Search Tool.

Complete the Supplier Name, Pattern, and Color drop-down fields. For quicker results in these fields, type the first letter of the (supplier, pattern, color) name and, when done, click Add and then Submit. (Multiple series can be added to the same request if they are the same supplier, pattern, and color.)

An email will be sent to the requestor stating the COM Request was successfully submitted. Up to four emails could be received: submitted, in testing, testing materials requested, and final approval/denial with price grade and fabric code. The testing process takes approximately 48 hours.

COM yardage in the pricer is shown as pattern cut only.

COM TESTING — FLAMMABILITY TESTING INFORMATION

The customer is responsible for ensuring that the COM fabric is certified to meet all flame-retardant requirements. All COM seating fabric must, at minimum, meet CAL 117 requirements. If the customer requires the chair be tested to meet the fire safety standards of CAL 133, additional testing and information is required.

MTS COM

As previously mentioned, MTS is the primary COM method.

If the COM fabric has not been tested, a COM request must be submitted on the HON Ready Portal.

For MTS orders, The HON Company will procure fabric needed for production. Should The HON Company not be able to obtain fabric yardage, the customer will be contacted.

CUSTOMER'S OWN MATERIAL ORDERING INFORMATION

When testing has been completed, the customer will be notified by the COM team of the test results. If the COM is approved, The HON Company will provide a COM tracking order code for MTS. That tracking code is required on the order in place of the standard fabric code.

If approved, MTS product will be assigned an appropriate fabric grade for pricing. The pricing can be found on the HON Ready Portal > Design Resources > Textiles & Finishes. (All standard discounts/competitive project pricing applies).

Written COM price quotes are valid for 90 days after the issue date.

DTS COM

DTS COM is only available if the COM fabric cannot be procured by The HON Company. If the fabric can be procured by The HON Company, the customer will be contacted to switch to MTS or cancel the request.

If your fabric is not listed as approved, and it is not a Partnership fabric you may request a "Dealer to Supply" code. Select the "Request COM Test" link on the COM Search website. Complete the Supplier Name, Pattern, and Color drop-down fields. For quicker results in these fields, type the first letter of the (supplier, pattern, color) name and, when done, click Add and then Submit. (Multiple series can be added to the same request if they are the same supplier, pattern, and color.)

An email will be sent to the requestor stating the COM Request was successfully submitted. Up to four emails could be received: submitted, in testing, testing materials requested, and final approval/denial with price grade and fabric code. It's rare actual test yardage is required. Testing is mainly done by reviewing the attributes of the fabric. The testing process takes approximately 48 hours.

If the COM has not been tested, a COM request must be submitted on the HON Ready Portal > Design Resources > Textiles & Finishes.

When testing has been completed, the customer will be notified by the COM team of the test results. If the COM is approved, The HON Company will provide a COM tracking order code. That tracking code is required on the order in the place of the standard fabric code.

DTS product is priced at the following grades (all standard discounts/competitive project pricing applies):

- Chairs are a Grade 4
- Panel product is a Grade D

Written COM price quotes are valid for 90 days after the issue date.

COM LEAD TIME

Ship dates will be based on fabric receipt and The HON Company's standard lead time. All fabric must be properly tagged and shipped to the appropriate producing location (provided in the approval email).

- Specific to DTS orders, COM orders will not receive a ship (acknowledged) date until The HON Company has the fabric in its possession for production.
- Specific to DTS orders, the customer may send the required yardage for the order to the address listed on the approval email to arrive no sooner than 4 weeks in advance of the acknowledgment date.

HON will make every effort to locate mis-directed COM shipments on behalf of the customer. However, The HON Company will not be responsible for any COM received without a tracking number or incorrectly shipped by the fabric vendor to an incorrect producing facility.

COM ORDERING INFORMATION

The following information must appear on or accompany the product purchase order:

- Approval tracking number and the customer's purchase order number
- COM supplier, pattern, and color name/number

The packing list for the COM must include the following information when The HON Company receives the shipment for production:

- Dealer or Wholesaler Name
- Purchase order number submitted to The HON Company
- Fabric name
- Yardage shipped
- Approval ordering code

Specific to DTS orders; the customer should send only the amount needed for the order. Excess yardage or yardage not tied to an order will be disposed of at The HON Company.

CHANGES TO COM PRODUCT

Once a COM product is ordered, no changes or cancellations can be made to the COM product without approval from the HON COM team.

CONTACT COM TEAM

Phone: 800.833.3964 and listen for COM TEAM offering on the menu.

COM Email: HONCOMTeam@honcompany.com

PARTNERSHIP TEXTILE INFORMATION

Partnership Textiles is the result of The HON Company's partnership with textile industry leaders Camira, HBF Textiles, Maharam, Stinson, and Ultrafabrics, LLC. The extensive collection of design-driven textiles create a superior offering at a great value. Partnership Textiles significantly updates HON's offering, expanding it with fresh and exciting options.

- Fabric Warranty: Partnership Textiles are covered by HON's Full Lifetime Warranty.
- Lead Times: Orders specified with Partnership Textiles will be acknowledged based on the supplier's availability and delivery schedule.
- Availability: The HON Company will regularly introduce new Partnership Textiles and reserves the right to change the offering at any time.
- Fabric Cards: A curated set of Partnership Textiles are carded jointly by HON and the supplier.

Camira

- Blazer

HBF Textiles*

- Cloverleaf
- Denim Wash
- Everyday Textiles II
- Everyday Textures

*HBF Textiles patterns are graded in to HON's offering.

Maharam

- Apt
- Bluff
- Collection 1
- Lariat
- Meld
- 6M

Stinson

- Edge
- Elevate
- Flow II
- Reliance IV

Ultrafabrics, LLC

- Brisa
- Ultraleather Pro

Fabric Memo Samples: Please contact the supplier directly:
Camira: memos@camirafabrics.com
HBF Textiles: Phone: +1 (877) 494-5727, orders@hbftextiles.com
Maharam: (800) 645-3943
Stinson: (800) 841-6279
Ultrafabrics: (877) 309-6648

HON BRANDED, PARTNERSHIP AND COM PATTERN MATCH

- Pattern matching provides alignment of patterns or stripes across individual chair surfaces. Additional yardage may be required depending on pattern repeat. If Pattern Match is needed, please contact HON Customer Support/Tailored Solutions.
- Chair to Chair Pattern Match provides identical pattern alignment from unit to unit and is available with an upcharge. Chair to Chair Pattern Match is reviewed on a case by case basis as several factors are reviewed to determine additional yardage required, including repeat and pattern direction. If Chair to Chair Pattern Match is needed, please contact HON Customer Support/Tailored Solutions.

PAINT PROGRAM

The HON Company has established paint grades to allow customers flexibility and ease in doing business with HON. HON has three paint grades P1, P2, and P3.

P1 PAINT COLORS

HON has established P1 paints which are available on a majority of core products.

P2 PAINT COLORS

Please see individual pricer pages for eligible series and upcharges for P2 paints. P2 paints are listed in the pricer pages under the column P2. Upcharges vary by product (all standard discounts/competitive project pricing applies). No minimum quantity required.

P3 PAINT COLORS

Please see individual pricer pages for eligible series and upcharges for P3 paints. P3 paints are listed in the pricer pages under the column P3. Upcharges vary by product (all standard discounts/competitive project pricing applies). No minimum quantity required.

SPECIAL PAINT COLORS (P4-P6)

With The HON Company's state of the art color matching equipment just about any color can be matched, excluding some metallic and whites. A sample of the exact color desired is required for matching and approval.

- For each newly requested paint, a net fee of $250 will be charged to cover costs associated with the matching process.
- For existing, previously matched paints, there is no matching fee, however there is a $100 net fee for sample panels required for the approval process. Refer to MyProjects on the HON Portal for a list of approved special paints.

For all special paint requests, HON will send a production sample for the customer to review and approve. Once the signed paint sample is received at HON the order can be entered. Upcharges vary by product (all standard discounts/competitive project pricing applies). A quantity of 10 like-model minimum order is required for special paints. For complete program details, access Tailored Solutions on the HON Ready Portal at honready.hon.com.

Some special colors could fall outside of this program due to production costs or not meeting HON quality standards. The HON Company may apply additional charges to some colors which are costly to apply, and deny some orders on colors that cannot meet our high-quality standards. We will notify the customer upon completion of our evaluation if a change in price is required or if the request is denied.

HON OPEN LINE LAMINATE PROGRAM

The Open Line Laminate (OLL) program makes it even easier for a customer to tailor their HON product for a custom look. Select HON furniture products accommodate hundreds of graded-in high-pressure laminates (HPL) from the leading laminate manufacturers' open lines.

Laminates that are currently available in the program can be viewed in specification tools.

Requests to add laminates to the standard specials program can be submitted through the CET Specials Integration tool as well as Community.

Matching edge options are not available offered for laminates in the OLL program. When selecting a laminate please select an edge option from the HON standard offering. If a matching edge is required a modification request can be submitted through the CET Specials Integration tool as well as Community.

The OLL program is available with the following HON products and series:

- Abound® Hard-Surface Tiles
- Birk™ Tables
- Coordinate™ Worksurfaces
- Gallery Panels
- Huddle Tables
- Preside® Tops
- Sculpt
- SmartLink® Value Teacher Desk
- Systems Worksurfaces
- Tangram™

Due to manufacturing techniques, materials, quality issues of varying laminates, and minimum order quantities, some product exclusions will apply and some requests may be declined.

Extended lead times may apply on orders containing special laminates.

Contact the Tailored Products Group for questions or additional information regarding pre-approved laminates and pricing.

HON
Phone: 888-255-7833, Option 4.5
Email: HONSpecials@honcompany.com

For edgeband recommendations from the HON standard offering, please email the HNI Workplace Colors, Materials, and Finishes team at honfinishes@honcompany.com.

For laminate samples, please contact the manufacturer directly:

Wilsonart
https://www.wilsonart.com/
1-800-433-3222

Formica
https://www.formica.com/en-us/
1-800-FORMICA (367-6422)

Nevamar and Pionite
https://www.panolam.com
877-726-6526

ENVIRONMENTAL STATEMENT

We continually reevaluate our purpose and processes, from fostering transparency and circularity in our supply chain to empowering our members to do and be better. We do it so the environments you create will be safer, more socially responsible, and more sustainable.

We've pursued product certifications to help communicate our commitment to developing sustainable products.

Clearing the air.

In 2006, The HON Company became one of the first office furniture manufacturer to have products certified under the Indoor Advantage™ program. Virtually all manufactured products emit chemical compounds into the air. Indoor Advantage™ certification helps assure customers that certified products will help improve the air quality within their offices and workspaces.

Developed by SCS Global Services, Indoor Advantage™ evaluates products against indoor air quality standards, like ANSI/BIFMA Furniture Emissions Standard, M7.1/X7.1 and CDPH Standard Method v1.1. The ANSI/BIFMA X7.1 standard allows manufacturers to test individual components, as well as complete products for emissions from volatile organic compounds (VOCs). This allows us to identify problematic materials and phase them out of our products.

Indoor Advantage™ certified products meet the LEED and WELL criteria for low-emitting materials.

Indoor Advantage™ offers two levels of certification, including Indoor Advantage™ and Indoor Advantage™ Gold.

CERTIFIED INDOOR AIR QUALITY SCS GLOBAL SERVICES — INDOOR ADVANTAGE FURNITURE

CERTIFIED INDOOR AIR QUALITY SCS GLOBAL SERVICES — INDOOR ADVANTAGE GOLD FURNITURE

On the LEVEL®.

LEVEL®, the certification program for the BIFMA e3 Sustainability Standard, was developed in response to increasing demand for proof that manufacturers were living up to their environmental claims. LEVEL® is a multi-attribute sustainability certification label for products that have met criteria in four categories of impact: Materials, Energy and Atmosphere, Human and Ecosystem Health, and Social Responsibility.

HON's products are certified to LEVEL 2 and LEVEL 3, the highest achievement. BIFMA LEVEL 2 and LEVEL 3 certified products can contribute to LEED and WELL projects.

level 2 ® level 3 ®

Evaluating Our Impacts.

HON has begun studying the impacts our products have on the environment through lifecycle assessments and creating Environmental Product Declarations (EPDs). EPDs provide an understandable report of a product's environmental impact throughout its life cycle; including raw material extraction and processing, product assembly, distribution and use, and end-of-life.

Products that meet these specifications are identified throughout this publication with the following icons:

Certified SCS Indoor Advantage™

LEVEL® certified to the BIFMA e3 Sustainability Standard

Environmental Product Declarations

IMPORTANT INFORMATION

HON NOW™

SUPERIOR OFFICE SOLUTIONS AT THE SPEED YOU NEED

To keep your business at peak productivity, waiting is not always an option. The HON NOW™ Quickship program was designed for movers and shakers like you who want exceptional quality, durability, and versatility without compromising valuable time. Whether you're outfitting a brand new workspace or simply expanding the one you already have, we've got a variety of dependable and supportive office furniture solutions designed to fit your needs and your schedule — in a hurry, without the hassle.

To learn more, visit hon.com/hon-now.

GSA CONTRACT INFORMATION

Model numbers identified with the verbiage **"Open Market"** are not offered on HON's GSA contract GS-27F-0015S. Model numbers identified with the following verbiage "Must be purchased with a configurable end product. If ordered separately, not on GSA contract" is to mean that these configurable components or options:

- Have no functionality or capability without being integrated into an end product, and
- Are not separately orderable; an eligible Schedule ordering activity may only purchase them with a configured system that is on contract.

HON CUSTOMER SUPPORT CONTACT INFORMATION

Nationwide CS Phone – (800) 833-3964

Nationwide Order Entry – HONOE@honcompany.com

GSA Order Entry: HONGSAOE@honcompany.com

Integrated Design Solutions – integrateddesign@honcompany.com

Online Order and Tool Support – HONReady@honcompany.com

DASH (transportation and delivery assistance) – (800) 334-8057

HON Literature Fulfillment Phone – (800) 466-4808

Government Support:
GovernmentSupport@hniworkplacefurnishings.com

Product, Parts, Non-Warranty Parts Orders:
ProductSupport@hniworkplacefurnishings.com

Quick Ship Orders: QuickShip@hniworkplacefurnishings.com

Order Status: OrderStatus@hniworkplacefurnishings.com

General Inquiries: GeneralSupport@hniworkplacefurnishings.com

Nationwide CS Phone
800-833-3964

LEGEND

THE FOLLOWING ICONS MAY BE USED THROUGHOUT THIS PUBLICATION

- Meets or exceeds ANSI/BIFMA and ISTA performance standards
- Certified SCS Indoor Advantage™ See page 17 for more details.
- Complies to the BIFMA e3 Sustainability Standard. See page 17 for more details.
- Caution
- Easy to assemble
- Shippable by small-package carrier
- Wheel-chair compatible
- Soft-tread caster option available
- HON "One Key" Interchangeable core removable locks (see page 699)
- Omit core removable lock option available. Allows keyed alike workstations (see page 699).
- Base models available on the HON NOW Quickship Program with select options and finishes. View the entire NOW collection at honready.hon.com.
- Readily Available. For additional lead time information see page 21.
- Available within a "standard" or "extended" lead time. For additional lead time information see page 21.
- May have extended lead times. For additional lead time information see page 21.
- Product shipped two to a carton
- Product shipped four to a carton
- Fire Code
- Core Product Line
- ColorCorrect® Eligible Product
- Product scheduled for discontinuation. See page 5 for details.
- **DE-EMPHASIZED:** Product or fabric/surface material is de-emphasized. Not carded.
- Warranted for multiple shift use, 24 hours a day 7 days a week

FABRIC PATTERNS & CODES



FABRIC PATTERNS & CODES

- For additional HON to Supply COM fabric grade pricing, go to **honready.hon.com** and search on the HON to Supply COM link.
- All specifications in this publication are based on the latest product information available at the time of print.
- Certain dyes (including clothing and accessory dyes such as those used on denim jeans) may migrate to lighter colors. This phenomenon is increased by humidity and temperature and is irreversible. The HON Company LLC does not assume responsibility for dye transfer caused by external contaminants.
- COM Ordering Information and pricing on page 13.
- See page 14 for Partnership Textile program information.
- All standard fabrics are carded. Cards are available through HON Literature Fulfillment.
- Fabrics and foam meet requirements for CAL-TB 117-2013.

! Different fabrics and finishes have different recommended cleaning and maintenance methods. For the correct product care for all finishes view the HON Product Care guide at **hon.com/customer-support/product-care**.

LEAD TIMES

THE FOLLOWING ICONS ARE USED TO DENOTE FABRIC OPTION LEAD TIMES

FABRIC/FINISH LEAD TIME INDICATOR

Fabric is readily available. Products using these fabrics will receive the best available product lead time and are a good option for standards programs as they will be in the HON portfolio for several years. Go to **honready.hon.com** and use **Compass** for product lead times by series.

Fabric is available within standard lead times. Products using these fabrics will receive a “standard” or “extended” lead time. The lead time will be determined by the combination of product and fabric. Go to **honready.hon.com** and use **Compass** for product lead times by series.

Fabric may have extended lead times. Products using these fabrics will typically have a 4+ week lead time. Go to **honready.hon.com** and use the **Compass** tool for product lead times by series.

HON EXPRESS QUICK SHIP PROGRAM

For the full list of products delivered in 5 business days or less, visit **honready.hon.com**.

PRODUCT LEAD TIMES

Standard lead times for products are between 2-4 weeks. For current exceptions to our standard lead time, go to **honready.hon.com** and use the **Compass** tool.

In order to establish accurate expectations for your project, please review this listing prior to submitting your purchase order.

Lead time calculation begins when order is free from any holds (i.e., bad lines, material, credit, etc.).

Please note, these production lead time estimates do NOT include delivery time. All published lead times are estimates, not guarantees of delivery.

For further information concerning lead times, please contact HON Customer Support via email **HONTeamBox@honcompany** or by phone at **800-833-3964**.

SEATING FABRIC PATTERNS & CODES

Scan here to check out our full Chair Fabrics solutions

GRADE 1

APEX	APX
Basalt	APX25
Beet	APX12
Blackberry	APX20
Chive	APX05
Iris	APX03
Kiwi	APX06
Lemonade	APX08
Navy	APX13
Papaya	APX09
Pumice	APX23
Rain	APX19
Resort	APX15
Royal	APX14
Tiki	APX29
Tomato	APX11

BLACK FABRIC	ACCF
Black	ACCF10

BLACK MESH	ACCM
Black	ACCM10

CENTURION	CU
Apricot	CU47
Bark	CU25
Black	CU10
Espresso	CU49
Fog	CU03
Frost	CU22
Goldenrod	CU27
Indigo	CU06
Iris	CU50
Iron Ore	CU19
Jade	CU83
Marsala	CU63
Morel	CU24
Navy	CU98
Peacock	CU97
Pear	CU84
Ruby	CU67
Sapphire	CU09

COMPASS	COMP
Beach	COMP16
Bittersweet	COMP46
Chocolate	COMP49
Ink	COMP10
Meadow	COMP82
Midnight	COMP90
Putty	COMP22
Ruby	COMP62
Sterling	COMP19
Taupe	COMP26
Tide	COMP96

GRADE 1 *continued*

COMPASS FOAM*	COMF
Bittersweet	COMF46
Ink	COMF10
Meadow	COMF82
Midnight	COMF90
Putty	COMF22
Sterling	COMF19

**This fabric available for Solve® Upholstered Back models only.*

CONTOURETT	UR
Baltic	UR94
Beach	UR23
Black	UR10
Bordeaux	UR63
Buff	UR22
Cloud	UR18
Coffee Bean	UR49
Crater	UR51
Flame	UR62
Graphite	UR19
Iron	UR20
Luggage	UR26
Marine	UR92
Navy	UR95
Nimbus	UR93
Ocean	UR96
Pumpkin	UR42
Quarry	UR24
Red	UR64
Safari	UR27
Sage	UR82
Steel	UR21
Storm	UR17
Taupe	UR28
Trunk	UR50

DAPPER	DAPR
Ash	DAPR20
Breeze	DAPR06
Canvas	DAPR25
Charcoal	DAPR01
Clover	DAPR22
Currant	DAPR00
Fawn	DAPR35
Fern	DAPR85
Gerbera	DAPR16
Grape	DAPR33
Jewel	DAPR08
Marigold	DAPR65
Onyx	DAPR10
Orchid	DAPR90
Parrot	DAPR59
Poppy	DAPR19
Sapphire	DAPR07
Scarlet	DAPR45

GRADE 1 *continued*

DAPPER *continued*	DAPR
Sepia	DAPR30
Sky	DAPR44
Slate	DAPR15
Sorbet	DAPR55
Spring	DAPR80
Terracotta	DAPR13
Titanium	DAPR17
Varsity	DAPR09
Zest	DAPR70

ENSEMBLE	ENSB
Aquamarine	ENSB30
Ash	ENSB39
Greige	ENSB36
Harbor	ENSB34
Navy	ENSB35
Oat	ENSB37
Pear	ENSB33
Sand	ENSB38
Scarlet	ENSB32
Slate	ENSB31
Stone	ENSB40

HAMILTON	HAML
Agave	HAML28
Azure	HAML10
Biscotti	HAML11
Cabernet	HAML08
Caribbean	HAML29
Carolina	HAML21
Charcoal	HAML17
Chocolate	HAML13
Cloud	HAML18
Dane	HAML16
Deep	HAML27
Dove Grey	HAML33
Dusty Rose	HAML07
Esmeralda	HAML06
Fern	HAML04
Fresh	HAML03
Garnet	HAML22
Granola	HAML19
Hearth	HAML34
Lilac	HAML14
Lime	HAML05
Lipstick	HAML09
Mellow	HAML25
Mossy Green	HAML26
Oxford	HAML20
Passion Fruit	HAML02
Pepper	HAML15
Powder	HAML12
Royalty	HAML31
Serene	HAML30
Sunny Day	HAML24
Sunrise	HAML01
Terracotta	HAML23
Winter Sky	HAML32

GRADE 1 *continued*

INERTIA	NR
Amethyst	NR61
Calypso	NR98
Cherry	NR66
Cobalt	NR91
Coffee	NR49
Fog	NR19
Fuchsia	NR63
Gecko	NR76
Glow	NR27
Leaf	NR75
Lime	NR82
Loft	NR22
Mandarin	NR47
Meteor	NR30
Mustard	NR26
Nickel	NR23
Onyx	NR10
Regatta	NR90
Shadow	NR20
Surf	NR96
Tangelo	NR46

OPTIC	OP
Aurora	OP72
Bark	OP24
Canopy	OP84
Char	OP49
Ruby	OP42
Sand	OP17
Sky	OP83
Slate	OP19
Sprout	OP74
Starry Night	OP11
Storm	OP56
Wildfire	OP66

PEBBLE	PBLE
Amber	PBLE01
Chalk	PBLE02
Coal	PBLE03
Gravel	PBLE04
Magma	PBLE06
Moss	PBLE05
Sandstone	PBLE07
Talc	PBLE08
Topaz	PBLE09
Zircon	PBLE10

Scan here to check out our full Chair Fabrics solutions

SEATING FABRIC PATTERNS & CODES

GRADE 2

APPOINT SEATING	PNS
Artichoke	PNS014
Blackberry	PNS012
Bronze	PNS002
Carbon	PNS008
Chai	PNS013
Cherry	PNS010
Dark Pewter	PNS017
Dune	PNS015
Espresso	PNS003
Framboise	PNS011
Frost	PNS034
Jet	PNS007
Lawn	PNS005
Mandarin	PNS009
Morel	PNS001
Nimbus	PNS016
Platinum	PNS004
Turquoise	PNS006

BLUME	BLME
Chalk	BLME03
Char	BLME00
Coin	BLME02
Driftwood	BLME05
Emerald City	BLME07
Fir	BLME09
Harvest	BLME04
Haze	BLME08
Hyacinth	BLME14
Jasper	BLME13
Merlot	BLME10
Moonstone	BLME01
Opal	BLME06
Scarlet	BLME11
Slate	BLME12

CLYDE	CLYD
Antique	CLYD04
Artifact	CLYD01
Blacksmith	CLYD10
Claret	CLYD13
Craftsman	CLYD08
Crate	CLYD12
Fossil	CLYD02
Heirloom	CLYD05
Iron	CLYD11
Keepsake	CLYD15
Linen	CLYD14
Relic	CLYD06
Seasoned	CLYD03
Trestle	CLYD07

GRADE 2 *continued*

DOTTY	DOT
Candy	DOT63
Gelato	DOT34
Indigo	DOT31
Onyx	DOT35
Park	DOT83
Peat	DOT24
Peony	DOT32
Suit	DOT20
Sunflower	DOT33
Tailor	DOT21
Tide	DOT90
Velum	DOT29
Violet	DOT30

KAI	KAI
Algae	KAI07
Barnacle	KAI19
Clownfish	KAI04
Coastal	KAI13
Conch	KAI02
Coral Reef	KAI16
Crab	KAI01
Ebb	KAI12
Flow	KAI11
Inlet	KAI03
Jellyfish	KAI18
Kelp	KAI08
Orca	KAI26
Otter	KAI22
Puffer	KAI06
Salty	KAI23
Seahorse	KAI05
Seashell	KAI20
Seaweed	KAI09
Shark	KAI24
Shoreline	KAI21
Stingray	KAI25
Tide	KAI14
Turtle	KAI10
Urchin	KAI17
Wave	KAI15

GRADE 2 *continued*

RUSH	RUSH
Anchor	RUSH07
Basil	RUSH16
Blueberry	RUSH10
Flamingo	RUSH21
Greenery	RUSH15
Greyhound	RUSH06
Marina	RUSH13
Merlot	RUSH19
Midnight	RUSH11
Mint	RUSH09
Mulberry	RUSH18
Pumice	RUSH01
Punch	RUSH20
Sage	RUSH14
Salsa	RUSH24
Sand	RUSH05
Seal	RUSH08
Soot	RUSH02
Stout	RUSH03
Sunshine	RUSH23
Tapestry	RUSH04
Tiger	RUSH22
Vintage	RUSH17
Wave	RUSH12

SPIN SEATING	SPNN
Alabaster	SPNN02
Cavern	SPNN03
Cobblestone	SPNN04
Ember	SPNN06
Flame	SPNN07
Heron	SPNN13
Oat	SPNN01
Ocean	SPNN12
Plum	SPNN15
Pool	SPNN11
Raven	SPNN10
Rhubarb	SPNN14
Tropic	SPNN08
Willow	SPNN05

GRADE 2 *continued*

WAVELENGTH	WVL
Base	WVL21
Crest	WVL14
Cycle	WVL20
Energy	WVL03
Frequency	WVL04
Infrared	WVL01
Motion	WVL13
Movement	WVL05
Peak	WVL11
Pressure	WVL06
Shallow	WVL02
Still	WVL07
Surface	WVL18
Surge	WVL10
Swell	WVL08
Tide	WVL16
Transition	WVL15
Trough	WVL19
Tsunami	WVL09
Ultraviolet	WVL12
White Caps	WVL17

WHISPER VINYL	WP
Antelope	WP20
Auburn	WP02
Black	WP40
Bone	WP17
Bordeaux	WP26
Breeze	WP76
Brick Red	WP99
Camel	WP18
Cappuccino	WP21
Carotene	WP97
Cashew	WP29
Cerulean	WP36
Charcoal	WP39
Cinnamon	WP25
Coastal	WP81
Cognac	WP62
Cucumber	WP88
Elephant	WP38
Emerald	WP80
Espresso	WP49
Farro	WP73
Fawn	WP91
Fog	WP100
Forest	WP82
Fossil	WP01

SEATING FABRIC PATTERNS & CODES

Scan here to check out our full Chair Fabrics solutions

GRADE 2 *continued*

WHISPER VINYL *continued*	WP
Gravel	WP19
Herbal	WP79
Indigo	WP86
Islet	WP77
Luggage	WP23
Mahogany	WP93
Mallard	WP90
Merlot	WP27
Molten	WP98
Navy	WP37
Ochre	WP96
Paradise	WP85
Patina	WP34
Pavestone	WP74
Pearl	WP71
Pewter	WP83
Powder	WP70
Putty	WP84
Saddle	WP03
Salsa	WP42
Sand	WP72
Sangre	WP28
Sassafras	WP89
Silver Leaf	WP78
Slate	WP04
Storm	WP92
Terracotta	WP75
Truffle	WP95
Wolf Grey	WP55
Zest	WP87

GRADE 3

GETAWAY	GTWY
Brig	GTWY15
Canoe	GTWY03
Catamaran	GTWY08
Cruise Ship	GTWY10
Cuddy	GTWY01
Ferry	GTWY11
Gondola	GTWY02
Jet Ski	GTWY09
Kayak	GTWY05
Pontoon	GTWY13
Runabout	GTWY14
Sailboat	GTWY07
Speedboat	GTWY12
Wakeboard	GTWY06
Yacht	GTWY04

GRADE 3 *continued*

MOXIE	SX
Barnwood	SX09
Basalt	SX23
Bayou	SX02
Biscotti	SX08
Blackberry	SX48
Blarney	SX49
Blueberry	SX05
Bonsai	SX20
Carob	SX24
Chalk	SX50
Chartreuse	SX34
Cherry	SX38
Cinnamon	SX13
Cobalt	SX01
Coconut	SX06
Concrete	SX43
Cumin	SX32
Dragonfly	SX44
Earl Grey	SX40
Elysian	SX04
Evergreen	SX21
Fatigue	SX18
Fawn	SX30
Flint	SX39
Hazel	SX31
Hemp	SX45
Hickory	SX25
Holly	SX51
Jam	SX16
Kelly	SX33
Lemongrass	SX19
Lime	SX41
Macintosh	SX12
Mulberry	SX15
Parchment	SX07
Peacock	SX03
Pineapple	SX42
Plum	SX17
Punch	SX46
Riverstone	SX47
Russet	SX14
Smokestack	SX22
Tangerine	SX37
Terracotta	SX11
Thicket	SX35
Walnut	SX10

GRADE 3 *continued*

PARKER	PRKR
Aloe	PRKR01
Cumulus	PRKR05
Cyan	PRKR06
Domino	PRKR07
Fossil	PRKR10
Graphite	PRKR11
Grass	PRKR12
Grenadine	PRKR13
Griffin	PRKR14
Kiln	PRKR16
Magnesium	PRKR18
Magnet	PRKR19
Mica	PRKR20
Mink	PRKR21
Nightfall	PRKR22
Paprika	PRKR24
Pine	PRKR25
Rapids	PRKR28
Rioja	PRKR30

PURL	PURL
Alpaca	PURL08
Braid	PURL10
Deep	PURL12
Graze	PURL05
Loom	PURL06
Needle	PURL07
Pasture	PURL02
Ranch	PURL04
Shuttle	PURL09
Skein	PURL01
Thistle	PURL11
Yearling	PURL03

QUILL	QUL
Aviary	QUL03
Feather	QUL02
Fountain	QUL06
Ink	QUL05
Metal	QUL04
Reed	QUL08
Scroll	QUL01
Well	QUL07

GRADE 4

LIVI WITH SUPREEN™	LIVI
Asphalt	LIVI01
Atlantis	LIVI02
Bouquet	LIVI03
Branch	LIVI04
Coastal	LIVI05
Cowboy	LIVI06
Dawn	LIVI07
Earth	LIVI09
Evergreen	LIVI10
Fennel	LIVI11
Fog	LIVI12
Honeycomb	LIVI13
Jade	LIVI14
Limestone	LIVI15
Monochrome	LIVI16
Night	LIVI17
Overcast	LIVI18
Pebble	LIVI19
Pillow	LIVI08
Plum	LIVI20
Pumpkin	LIVI21
Rhubarb	LIVI22
Saxon	LIVI23
Seaside	LIVI24
Twine	LIVI25

OXFORD WITH SUPREEN™	OXFD
Armor	OXFD01
Azurite	OXFD02
Cadet	OXFD03
Cider	OXFD04
Clover	OXFD05
Coal	OXFD16
Coin	OXFD06
Crema	OXFD07
Currant	OXFD08
Deluge	OXFD09
Dewberry	OXFD10
Falcon	OXFD11
Gingerbread	OXFD12
Laurel	OXFD13
Odyssey	OXFD14
Pavement	OXFD15
Redvine	OXFD17
Seadrift	OXFD18
Shoji	OXFD19
Tourmaline	OXFD20
Vignette	OXFD21

GRADE L1

DENVER LEATHER	SS
Black	SS11

For a complete list of fabrics, including partnership fabrics, go to hon.com/fabricsandfinishes.

Scan here to check out our full Chair Fabrics solutions

PANEL FABRIC PATTERNS & CODES

PRICE CODE AA

FACTOR	FACT
◇ Bark ⊛	FACT20
◇ Barley ⊛	FACT15
◇ Cascade ⊛	FACT25
◇ Feather ⊛	FACT30

PRICE CODE A

APPOINT	APN
◆ Artichoke	APN11
◆ Blackberry	APN32
◆ Bronze	APN22
◆ Carbon	APN28
◆ Chai	APN12
◆ Cherry	APN30
◆ Dark Pewter	APN17
◆ Dune	APN15
◆ Espresso	APN23
◆ Framboise	APN31
◆ Frost	APN34
◆ Jet	APN27
◆ Lawn	APN25
◆ Mandarin	APN29
◆ Morel	APN09
◆ Nimbus	APN16
◆ Platinum	APN24
◆ Turquoise	APN26

CENTURION	CU
◆ Apricot	CU47
◆ Bark	CU25
◆ Black	CU10
◆ Espresso	CU49
◆ Fog	CU03
◆ Frost	CU22
◆ Goldenrod	CU27
◆ Indigo	CU06
◆ Iris	CU50
◆ Iron Ore	CU19
◆ Jade	CU83
◆ Marsala	CU63
◆ Morel	CU24
◆ Navy	CU98
◆ Peacock	CU97
◆ Pear	CU84
◆ Ruby	CU67
◆ Sapphire	CU09

PRICE CODE A *continued*

ETCH*	ECH
◆◇ Axis	ECH13
◆◇ Blend	ECH14
◆ Cast	ECH12
◆◇ Highlight	ECH10
◆ Midtone	ECH11
◆ Outline	ECH08
◆ Shade	ECH09
◆◇ Tonal	ECH16
◆◇ Vanish	ECH15

LANDSCAPE*	LN
◆◇ Azure	LN55
◆◇ Cornsilk	LN15
◆ Drift	LN05
◆◇ Khaki	LN20
◆ Sheen	LN10
◆◇ Slate	LN35
◆◇ Umber	LN25
◆ Urban	LN30

LUCY*	LC
◆◇ Aspen	LC32
◆◇ Cornsilk	LC30
◆◇ Dusk	LC22
◆◇ Fawn	LC33
◆◇ Graphite	LC34
◆◇ Mist	LC20
◆◇ Neutra	LC24
◆◇ Pewter	LC35
◆◇ Snowdrop	LC28

PRICE CODE A *continued*

NOBLE	NBLE
◆ Aegean	NBLE18
◆ Amethyst	NBLE19
◆ Aspen	NBLE14
◆ Aster	NBLE20
◆ Blossom	NBLE21
◆ Bluebell	NBLE22
◆ Bordeaux	NBLE01
◆ Brick	NBLE02
◆ Chambray	NBLE10
◆ Chamomile	NBLE23
◆ Clementine	NBLE04
◆ Conifer	NBLE24
◆ Cottage	NBLE25
◆ Darkness	NBLE26
◆ Dawn	NBLE13
◆ Denim	NBLE09
◆ Desert Sand	NBLE27
◆ Dewfall	NBLE28
◆ Dusted Sage	NBLE29
◆ Flax	NBLE30
◆ Grass	NBLE07
◆ Gunmetal	NBLE15
◆ Harmony	NBLE31
◆ Harvest	NBLE12
◆ Ice Caves	NBLE32
◆ Icicle	NBLE33
◆ Inky	NBLE34
◆ Iris	NBLE35
◆ Jade	NBLE06
◆ Knight	NBLE17
◆ Mesa	NBLE03
◆ Monarch	NBLE36
◆ Pacific	NBLE08
◆ Pitch	NBLE37
◆ Queen Bee	NBLE38
◆ Rainforest	NBLE05
◆ Regal	NBLE11
◆ Sandcastle	NBLE39
◆ Sedona	NBLE40
◆ Stormy	NBLE16
◆ Sunbeam	NBLE41
◆ Voyager	NBLE42
◆ Windy Day	NBLE43

NOTES: Centurion fabrics not available on panels that exceed a width and height of 54″H.
Disperse is applied pattern cut and is not available on 72″W Accelerate® panels and not available on 66″W tackboards, Voi® screens, and Empower®.

◆◇◇ For lead time information see page 21.
* Directional fabrics
⊛ Fabric is de-emphasized.

PANEL FABRIC PATTERNS & CODES

Scan here to check out our full Chair Fabrics solutions

PRICE CODE A *continued*

REFLECTIONS*	REF
◆ Galvanized	REF29
◆ Ice	REF20
◇ Loggia	REF21
◆ Mistral	REF28
◇ Moonstone	REF23
◆ Pewter	REF22
◆ Stainless	REF24
◇ Vanilla	REF25
◇ Winter	REF27

REFUGE*	RFG
◆ Artesian	RFG96
◆ Dune	RFG92
◆ Eclipse	RFG90
◆ Frost	RFG93
◆ Glacier	RFG91
◆ Mineral	RFG98
◆ Tidal	RFG94

TEMPEST*	TP
◇ Dragonfly	TP30
◇ Frost	TP15
◆ Full Stream	TP80
◇ Gold Rush	TP10
◆ Slate	TP45
◆ Tumbleweed	TP70
◆ Wind Chill	TP40
◆ Zebra	TP35

VAST	VST
◇ Atmosphere	VST06
◇ Bay	VST04
◇ Beach	VST11
◇ Country Side	VST13
◇ Desert	VST12
◇ Garden	VST02
◇ Grasslands	VST03
◇ Highway	VST09
◇ Mountain Range	VST08
◇ Ocean	VST07
◇ Open Air	VST05
◇ Tundra	VST10
◇ Vineyard	VST01

PRICE CODE B

ANALOG	ANLG
Not available on Accelerate®	
◇ Album ⊛	ANLG06
◇ Cartridge ⊛	ANLG04
◇ Cassette ⊛	ANLG09
◇ Dial ⊛	ANLG02
◇ Media ⊛	ANLG08
◇ Reel ⊛	ANLG07
◇ Signal ⊛	ANLG03
◇ Stereo ⊛	ANLG01
◇ Track ⊛	ANLG05

COAST*	COA
Not available on Accelerate®	
◆ Channel	COA14
◇ Dune	COA03
◇ Headlands	COA10
◇ Marsh	COA02
◆ Pebble	COA12
◆ Pier	COA13
◇ Shoal	COA01
◇ Silt	COA06
◆ Tide	COA08

PRICE CODE B *continued*

DISPERSE*	DISP
◇ Autumn	DISP03
◆ Branch	DISP10
◆ Coffee Bean	DISP13
◆ Dusk	DISP09
◇ Emerald City	DISP08
◇ Gold Rush	DISP02
◆ Igloo	DISP11
◇ Ink	DISP06
◆ Mist	DISP12
◆ Oatmeal	DISP15
◇ Prince	DISP07
◇ Reservoir	DISP01
◇ Rose	DISP04
◇ Spring	DISP05
◆ Steel	DISP16
◆ Taupe	DISP14

MICA*	MCA
◇ Anthracite	MCA11
◇ Breeze	MCA18
◇ Bronze	MCA13
◇ Buff	MCA14
◇ Cremini	MCA17
◆ Crystal	MCAWIT
◇ Dew	MCA20
◇ Dove	MCA12
◇ Fresh	MCA16
◆ Mineral	MCA15
◇ Nectar	MCA19
◇ Shale	MCA10

PRICE CODE B *continued*

SPIN*	SPIN
◆ Alabaster	SPIN02
◆ Cavern	SPIN03
◆ Cobblestone	SPIN04
◇ Ember	SPIN06
◇ Flame	SPIN07
◇ Heron	SPIN13
◆ Oat	SPIN01
◇ Ocean	SPIN12
◇ Plum	SPIN15
◇ Pool	SPIN11
◇ Raven	SPIN10
◇ Rhubarb	SPIN14
◇ Tropic	SPIN08
◆ Willow	SPIN05

TERRAIN*	TRRN
◇ Bay	TRRN05
◇ Bayou	TRRN35
◇ Canyon	TRRN30
◇ Cliff	TRRN45
◇ Crest	TRRN25
◇ Delta	TRRN10
◇ Plateau	TRRN15
◇ Ridge	TRRN20
◇ Valley	TRRN40

NOTES: Disperse is applied pattern cut and is not available on 72"W Accelerate® panels and not available on 66"W tackboards, Voi® screens, and Empower®.

◆◇◇ For lead time information see page 21.
* Directional fabrics
⊛ Fabric is de-emphasized.

FEATURES OFFERED ON HON LAMINATE CASEGOODS

	10500	10700	Valido	Concinnity	94000	Voi
Worksurfaces						
• Scratch, stain and spill-resistant surface over durable 1⅛″ solid core high performance particleboard	•	•		•		•
• Scratch, stain and spill-resistant surface over extra-thick 1½″ solid core high performance particleboard			•			
• Scratch, stain and spill-resistant high gloss surface over durable 1⅛″ solid core high performance particleboard					•	
• Contoured hardwood accent trim		•			•	
• User-friendly waterfall-shaped edges and rounded corners improves worker comfort		•				
• Edge profile options				•		
Chassis Construction						
• European-designed fastening system – Precision, metal-to-metal, fasteners eliminate need for external cleats or exposed screws; enables tops or end panels to be interchanged or replaced	•	•	•	•	•	•
• Inner frame constructed using mortise and tenon joinery for superior structural strength and precisely positioning/securing the pedestal to the modesty panel; endures frequent moving/handling; ensures a longer product life cycle	•	•	•		•	
• All fasteners and dowels are positioned by computer to maintain rigorous dimensional standards	•	•	•	•	•	•
• End panels on base units and stack-ons feature PVC bottom edgebanding for added strength and to seal out moisture	•	•	•	•	•	•
Drawer Construction						
• Steel ball-bearing drawer suspensions for smooth, quiet, long-lasting operation	•	•	•	•	•	•
• 5-sided drawer construction for added strength and easy alignment or replacement of drawer fronts	•	•	•	•	•	•
• Full extension box and file drawers	•	•	•	•	•	•
• Hangrails provided in all file drawers for side-to-side letter, legal, A4 or EDP filing; and front-to-back for letter filing	•	•	•	•	•	•
Amenities						
• Conference overhang (select models) provides visitor's kneespace on approach side of desk for meetings	•	•	•	•	•	•
• Formal, full height modesty panels	•	•	•	•	•	•
• Short modesty panel option for easy access to wall electrical outlets	•	•	•	•		•
• Patented, side-mounted drawer handles provide good ergonomics and clean appearance	•	•				
• Antique brass drawer handles					•	
• Decorative drawer/door handle design and finish options			•	•		•
• Vertical grain direction on drawer fronts and modesty panels				•	•	•
• Upscale mixed material door options (select models) on overhead storage	•	•	•	•	•	•
• Adjustable hex leveling glides to level furniture without lifting	•	•	•	•	•	•
• Pullout reference/writing shelf provides additional worksurface space					•	
• Interchangeable lock cores (allow multiple units to be keyed alike)	•	•	•	•	•	•
• Central locking on desks (one lock secures all drawers)					•	
• Cord management (standard) to route and hide wires and cables	•	•	•	•	•	
• Cord management options on modular components (worksurfaces, end and modesty panels, pedestals)				•		•
Configuration Options						
• Components for efficient "U" and "L" shaped workstation layouts	•	•	•	•	•	•
• Peninsulas and corner units	•	•	•	•		
• Worksurfaces or shells up to 96″W	•			•		
• Standing, 42″H desking solutions	•			•		•
• Overheads sized to span multiple base units	•	•	•	•	•	•
• Reception station/transaction counter	•	•	•	•	•	
• Light scale styling, including worksurface components with O-leg supports	•			•		•
• Two-tone color options	•		•	•		•
Storage Options						
• 3/4 pedestals provide increased budget flexibility	•	•	•			
• Full desktop-to-floor pedestals maximize storage space	•	•	•	•	•	•
• Modular components/storage with precise, custom cabinet-like fits				•		•
• Modular shells w/ a variety of storage-pedestal solutions	•	•	•			
• Back wall storage in conventional (65″) and executive (78″) heights				•		
• Overheads, storage cabinets, wardrobes, lateral files, and bookcases	•	•	•	•	•	•
Companion Products						
• Matching conference tables	•			•	•	•
• Coordinating conference tables		•	•			
Endorsements						
• Meets or exceeds current ANSI/BIFMA and ISTA standards	•	•	•	•	•	•
• Meets SCS Indoor Advantage Certification (see page 17)	•	•	•	•	•	•
• level® certified in conformance with the BIFMA e3 furniture sustainability standard	•	•	•	•	•	•

CONCINNITY™

Want to see more? Scan here to check out hon.com.

Concinnity™ Desking shown with Ignition® 2.0 and Ruck™ Seating.

CONCINNITY™

Clean styling. Rich woodgrains. Mixed materials. A coordinated suite of components. With Concinnity, you can create an upscale look for all types of office spaces — from open to collaborative to private. Choose from a variety of desk configurations and an extensive selection of storage options to create the ideal solution to fit your footprint and your needs.

FEATURES

- Cohesive visual signature highlighted by clean lines, vertical grain, and components that fit together like custom cabinetry.
- Modular design delivers an unbeatable combination of versatility, style, and personalization to any workspace.
- Wide array of aesthetic options, including edge profiles, handles, mixed materials, and laminate finish combinations.
- Extensive assortment of storage solutions allow users to increase functionality, maximize space and keep everything conveniently within reach.
- Products to create flat, continuous horizontal planes or multi-level, overlapping, layered surfaces.
- Standing-height workstations to support today's healthy work styles; available with adjustable or fixed height bases.

CONCINNITY™ ORDERING INFORMATION

WORKSURFACES

L1 LAMINATES ..... CODES

Woodgrain
- ◆ Bourbon Cherry ..... **H**
- ◆ Cognac ..... **COGN**
- ◆ Field Elm ..... **LWFE**
- ◆ Florence Walnut **LFW1**
- ◆ Harvest ..... **C**
- ◆ Kingswood Walnut **LKI1**
- ◆ Mahogany ..... **N**
- ◆ Mocha ..... **MOCH**
- ◆ Natural Maple ..... **D**
- ◆ Pinnacle ..... **PINC**
- ◆ Shaker Cherry ..... **F**
- ◆ Sterling Ash **LSA1**

Solid
- ◇ Black ..... **P**
- ◆ Charcoal ..... **S**
- ◆ Designer White **LDW1**
- ◆ Loft ..... **LOFT**

Patterned
- ◆ Silver Mesh **B9**

L2 LAMINATES ..... CODES

Woodgrain
- ◆ Beigewood ..... **LWBE**
- ◆ Fawn Cypress **LFC1**
- ◆ Lowell Ash **LLA1**
- ◆ Natural Recon **LNR1**
- ◆ Phantom Ecru **LPE1**
- ◆ Portico Teak **LPT1**
- ◆ Skyline Walnut **LSW1**

DRAWER AND DOOR FRONTS

L1 LAMINATES ..... CODES

Woodgrain
- ◆ Bourbon Cherry ..... **H**
- ◆ Cognac ..... **COGN**
- ◆ Field Elm ..... **LWFE**
- ◆ Florence Walnut **LFW1**
- ◆ Harvest ..... **C**
- ◆ Kingswood Walnut **LKI1**
- ◆ Mahogany ..... **N**
- ◆ Mocha ..... **MOCH**
- ◆ Natural Maple ..... **D**
- ◆ Pinnacle ..... **PINC**
- ◆ Shaker Cherry ..... **F**
- ◆ Sterling Ash **LSA1**

Solid
- ◇ Black ..... **P**
- ◆ Charcoal ..... **S**
- ◆ Designer White **LDW1**
- ◆ Loft ..... **LOFT**

L2 LAMINATES ..... CODES

Woodgrain
- ◆ Beigewood ..... **LWBE**
- ◆ Fawn Cypress **LFC1**
- ◆ Lowell Ash **LLA1**
- ◆ Natural Recon **LNR1**
- ◆ Phantom Ecru **LPE1**
- ◆ Portico Teak **LPT1**
- ◆ Skyline Walnut **LSW1**

HANDLE/LOCK FINISHES ..... CODES

P1
- ◇ Black ..... **P**
- ◇ Satin ..... **SA**

CHASSIS, END, MODESTY, AND BACK PANELS

L1 LAMINATES ..... CODES

Woodgrain
- ◆ Bourbon Cherry ..... **H**
- ◆ Cognac ..... **COGN**
- ◆ Field Elm ..... **LWFE**
- ◆ Florence Walnut **LFW1**
- ◆ Harvest ..... **C**
- ◆ Kingswood Walnut **LKI1**
- ◆ Mahogany ..... **N**
- ◆ Mocha ..... **MOCH**
- ◆ Natural Maple ..... **D**
- ◆ Pinnacle ..... **PINC**
- ◆ Shaker Cherry ..... **F**
- ◆ Sterling Ash **LSA1**

Solid
- ◇ Black ..... **P**
- ◆ Charcoal ..... **S**
- ◆ Designer White **LDW1**
- ◆ Loft ..... **LOFT**

L2 LAMINATES ..... CODES

Woodgrain
- ◆ Beigewood ..... **LWBE**
- ◆ Fawn Cypress **LFC1**
- ◆ Lowell Ash **LLA1**
- ◆ Natural Recon **LNR1**
- ◆ Phantom Ecru **LPE1**
- ◆ Portico Teak **LPT1**
- ◆ Skyline Walnut **LSW1**

HMBPOST AND HMBTLEG24

PAINTS ..... CODES

P1
- ◇ Black ..... **P**

P2
- ◇ Platinum Metallic **T1**

SILVER COLORWAY: The following finish options are coordinating silver colorways — Satin, Satin Nickel, Matte Chrome, Platinum, and Platinum Metallic.

EDGE PROFILES "B" AND "V"

EDGEBAND COLORS ..... CODES

Woodgrain
- ◆ Beigewood ..... **DE**
- ◆ Bourbon Cherry ..... **H**
- ◆ Cognac ..... **COGN**
- ◆ Fawn Cypress ..... **FC**
- ◆ Field Elm ..... **FE**
- ◆ Florence Walnut ..... **FW**
- ◆ Harvest ..... **C**
- ◆ Kingswood Walnut ..... **KI**
- ◆ Mahogany ..... **N**
- ◆ Mocha ..... **MOCH**
- ◆ Natural Maple ..... **D**
- ◆ Pinnacle ..... **PINC**
- ◆ Shaker Cherry ..... **F**
- ◆ Sterling Ash ..... **SA**

EDGE PROFILE "G"

EDGEBAND COLORS ..... CODES

Woodgrain
- ◆ Beigewood ..... **DE**
- ◆ Bourbon Cherry ..... **H**
- ◆ Cognac ..... **COGN**
- ◆ Fawn Cypress ..... **FC**
- ◆ Field Elm ..... **FE**
- ◆ Florence Walnut ..... **FW**
- ◆ Harvest ..... **C**
- ◆ Kingswood Walnut ..... **KI**
- ◆ Lowell Ash ..... **DL**
- ◆ Mahogany ..... **N**
- ◆ Mocha ..... **MOCH**
- ◆ Natural Maple ..... **D**
- ◆ Natural Recon ..... **NR**
- ◆ Phantom Ecru ..... **PE**
- ◆ Pinnacle ..... **PINC**
- ◆ Portico Teak ..... **DP**
- ◆ Shaker Cherry ..... **F**
- ◆ Skyline Walnut ..... **SW**
- ◆ Sterling Ash ..... **SA**

Solid
- ◇ Black ..... **P**
- ◇ Brownstone ..... **EY**
- ◆ Charcoal ..... **S**
- ◆ Designer White ..... **DW**
- ◇ Fossil ..... **EH**
- ◆ Loft ..... **LOFT**

Pattern laminates do not have a matching edgeband color; they are available with a woodgrain or solid color edge.

◆ ◇ ◇ *For lead time information see page 21.*

CONCINNITY™ Statement of Line

DESKS

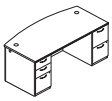
Double Pedestal, Bow Top, Recessed Modesty

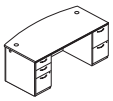
Double Pedestal, Bow Top, Breakfront Modesty

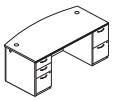
Double Pedestal, Bow Top, Breakfront Frosted Modesty

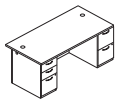
Double Pedestal, Rectangle Top, Recessed Modesty

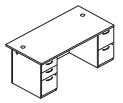
Double Pedestal, Rectangle Top, Flush Modesty

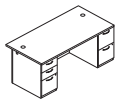
Double Pedestal, Rectangle Top, Breakfront Modesty

Single Pedestal, Bow Top, Recessed Modesty

Single Pedestal, Bow Top, Breakfront Modesty

Single Pedestal, Bow Top, Breakfront Frosted Modesty

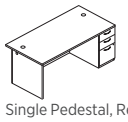
Single Pedestal, Rectangle Top, Recessed Modesty

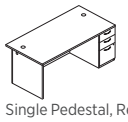
Single Pedestal, Rectangle Top, Flush Modesty

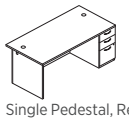
Single Pedestal, Rectangle Top, Breakfront Modesty

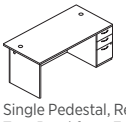
Single Pedestal, Rectangle Top, Breakfront Frosted Modesty

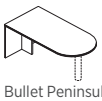
Bullet Peninsula with End Panel

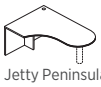
Jetty Peninsula with End Panel

Corner Unit

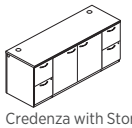
Credenza with Storage

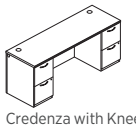
Credenza with Kneespace

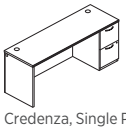
Credenza, Single Pedestal

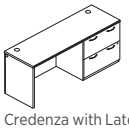
Credenza with Lateral File

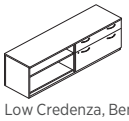
Low Credenza, Bench-Height

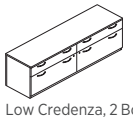
Low Credenza, 2 Box/2 File

Low Credenza, Box/File

Return

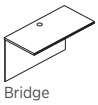
Bridge

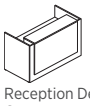
Reception Desk, Transaction Counter

Reception Return, Transaction Counter

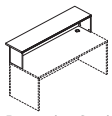
Reception Station Counter for Desk

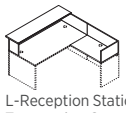
L-Reception Station, Transaction Counter for Desk

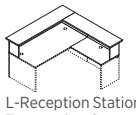
L-Reception Station, Transaction Counter for Desk and Return

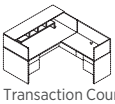
Transaction Counter Organizer

2-Leg Height Adjustable Base

3-Leg Height Adjustable Base

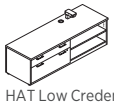
HAT Low Credenza

STORAGE

Lateral File

Mobile Pedestal, 15″W

Mobile Pedestal, 30″W

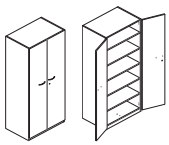
Storage Cabinet, Laminate Doors

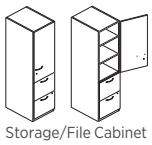
Storage/File Cabinet

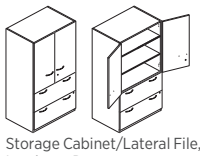
Storage Cabinet/Lateral File, Laminate Doors

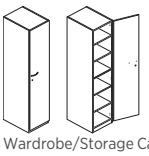
Wardrobe/Storage Cabinet, 18″W

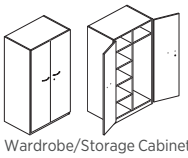
Wardrobe/Storage Cabinet, 36″W

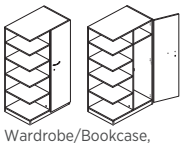
Wardrobe/Bookcase, Laminate Door

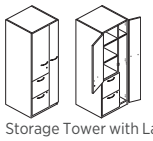
Storage Tower with Laminate Doors, 24″W

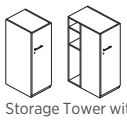
Storage Tower with Laminate Doors, 50″H

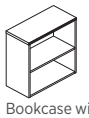
Bookcase with Adjustable Shelves

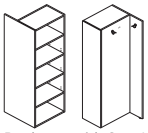
Bookcase with Coat Hooks

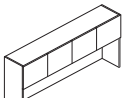
Stack-On Storage, 35¼″H, Laminate Doors

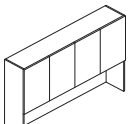
Stack-On Storage, 48⅝″H, Laminate Doors

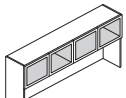
Stack-On Storage, 35¼″H, Frosted Doors

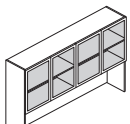
Stack-On Storage, 48⅝″H, Frosted Doors

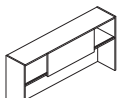
Stack-On Storage, 35¼″H, Sliding Door

CONCINNITY™ Statement of Line

STORAGE *continued*

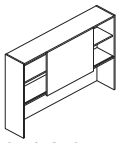
Stack-On Storage, 48⅝"H, Sliding Door

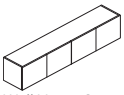
Wall Mount Storage, 15"H, Laminate Doors

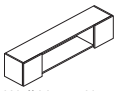
Wall Mount Hutch, 15"H, Laminate Doors

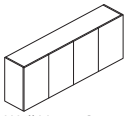
Wall Mount Storage, 28½"H, Laminate Doors

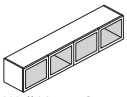
Wall Mount Storage, 15"H, Frosted Doors

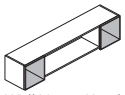
Wall Mount Hutch, 15"H, Frosted Doors

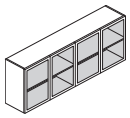
Wall Mount Storage, 28½"H, Frosted Doors

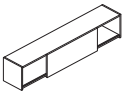
Wall Mount Storage, 15"H, Sliding Door

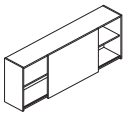
Wall Mount Storage, 28½"H, Sliding Door

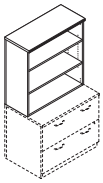
Bookcase Hutch, Open

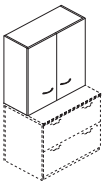
Bookcase Hutch, Laminate Doors

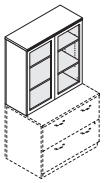
Bookcase Hutch, Frosted Doors

WORKSURFACES/SUPPORTS

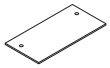
Rectangle Worksurface, Horizontal Grain

Rectangle Worksurface, Vertical Grain

Bow Worksurface

Bullet Worksurface

Wedge Worksurface

Blade Worksurface

P-Shaped Worksurface

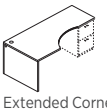
Extended Corner Worksurface

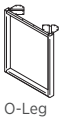
O-Leg

Double-Depth O-Leg

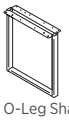
O-Leg Shared Support

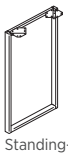
Standing-Height O-Leg

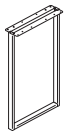
Standing-Height O-Leg Shared Support

O-Leg Support for Low Credenzas

Support Column

Post Leg Base

Fixed Height T-Leg Base

Box/Box/File Support Pedestal

File/File Support Pedestal

Narrow Box/Box/File Support Pedestal

Narrow File/File Support Pedestal

Lateral File Support Pedestal

Box/Box/File/File Support Pedestal

Shelf/Box/Box/File Support Pedestal

Narrow Box/Box/File/File Support Pedestal

Shelf/Box/Box/Lateral File Support Pedestal

Storage Cabinet Support Pedestal

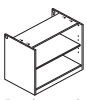
Bookcase Support Pedestal

Bookcase End Support

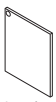
Laminate End Panel

Credenza Stanchion

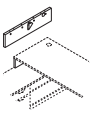
Laminate End Panel for Worksurface

Laminate L-Shaped End Panel

Laminate T-Shaped End Panel

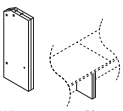
Kneespace Clearance End Panel

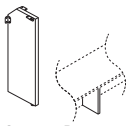
Support Brace

External Support Channel

Worksurface Wall Mount Bracket

Worksurface to Tower Bracket Kit

CONCINNITY™ Statement of Line

ACCESSORIES

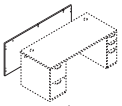
Modesty/Back Panel, Full-Length

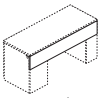
Modesty/Back Panel, Short

Full Width/Half-Height Laminate Modesty Panel

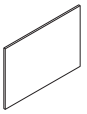
Full-to-Floor/Full-Length Laminate Modesty Panel

Modesty Panel for Desks with O-Legs

Laminate Floating Modesty Panel

Mixed Material Floating Modesty Panel

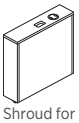
Shroud for Height Adjustable Base

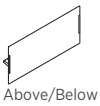
Above/Below Privacy Screen

Above Privacy Screen

Above/Side Frosted Polymer Privacy Screen

Above/Side Frosted Glass Privacy Screen

Field Installable Modesty Panel, Laminate

Field Installable Modesty Panel, Frosted

Tackboards for Stack-On/Wall Mount Storage

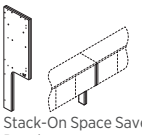
Stack-On Space Saver End Panel

Mobile Pedestal Cushion

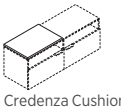
Credenza Cushion

CONCINNITY™ LAMINATE DESIGN/MATERIALS INFORMATION

STYLING AND CONSTRUCTION

- Conventional desking or light scale components.
- Clean, uninterrupted lines and precise fits; no gaps.
- All end, modesty, and back panels, as well as drawer and door fronts, that are specified in a woodgrain color, feature vertical grain; drawer fronts are vertically-aligned, continuous grain and are matched sets.
  - Modesty panels wider than 60″ have horizontal grain on L2 and non-standard finishes.
- All desk, credenza, and return models feature full-to-the-floor pedestals to maximize storage space.
- Factory-configured (i.e., built-up; assembled) 72″W desks can be specified with breakfront or recessed modesty panels.
- Formal, full height modesty panels on factory-configured (i.e., built-up; assembled) desks, credenzas, and returns; modular components available with full or 10″ modesty panels.
- Drawer and door fronts over end panels.
- Back panel-over-end panel on desks, credenzas, returns, mobile pedestals, 29½″H lateral files and storage cabinets, and full-length modesty panels for modular pedestals.
- Top-between-end panels on stack-on and wall mount storage, 66⅝″H & 79½″H storage and combination storage cabinets, wardrobes and towers.
- Option choices include:
  - Edge profile and edge color
  - Handle design
  - Handle/worksurface grommet/lock face finish
  - Worksurface color
  - Chassis color
  - Drawer front/door color
- IMPORTANT NOTE: Designed and sized to coordinate with 65″H Accelerate® Panels.
  - Desks, credenzas, returns, 2-drawer lateral files, and 29½″H storage cabinets, plus 35¼″H stack-on storage or bookcase hutch, are 64¾″H.
  - Additional solutions ≤65″H include the following: storage cabinet, storage/file cabinet, storage cabinet/lateral file, 18″ and 36″W wardrobe/storage cabinets, wardrobe/bookcase, storage tower, and 5-shelf bookcase.

MATERIALS

- Easy-care, scratch-, spill- and stain-resistant thermal-fused laminate (TFL) over solid core, high performance particleboard;
  - Component model thickness: 1⅛″ worksurfaces and end panels; ¾″ modesty panel and drawer/door fronts.
- Durable, impact-resistant banding protects edges.
- Bottom of end panels on base units and stack-ons feature edgebanding for added strength and to seal out moisture.
- HPL worksurfaces are available via special request.

DRAWER SPECIFICATIONS

- Operate on steel ball-bearing slides to ensure smooth, quiet, long-lasting operation.
- Full extension drawers allow complete access to contents.
- Drawers feature 5-sided construction for added strength and easy alignment or replacement of drawer fronts.
- File drawers include integrated hangrails for side-to-side letter or legal filing; and front-to-back for letter filing.
- One molded black pencil tray is included in each box/box/file pedestal.
- Drawer fronts are edgebanded on all four sides.

CORE REMOVABLE LOCKS

- All drawers/doors lock on the following products:
  - All desk, credenza, and return pedestals (NOTE: The lock is on the face of the pedestal)
  - Stack-on and wall mount storage with laminate locking doors (“LL” models)
  - Wall mount storage with sliding door
  - Mobile pedestals
  - Lateral files
  - Storage cabinets
  - Storage/file cabinet
  - Storage cabinet/lateral file
  - Wardrobe/storage cabinets
  - Storage towers
  - Modular pedestals
- On products that are equipped with two locks, the locks are keyed alike:
  - Double pedestal desks
  - Credenza with storage
  - Credenzas with kneespace
  - Low credenzas with four drawers
  - Storage and combination storage/file cabinets
  - Storage towers
  - Stack-on and wall mount storage 60″ - 78″W
- Lock faces are available in black or satin.

CONCINNITY™ LAMINATE DESIGN/MATERIALS INFORMATION

- Locks feature a removable cylinder (core) that can be interchanged as needed; allows all furniture pieces within an individual workstation to be accessed with one key for convenience, and allows locks to be differentiated between workstations and offices for security. Makes re-keying quick and easy.
  - Keyed alike cores must be ordered separately by specification of the key number. For all products, except stack-on and wall mounted storage, the removable lock core kits are HF23B for Black and HF23S for Satin (Silver).
  - EXCEPTION - IMPORTANT - NOTE: The removable lock core kit for stack-on and wall mounted storage is model HF27B (Black) or HF27S (Satin).

CORD MANAGEMENT

- Cord management grommets and pass-through cutouts, for routing and hiding wires and cables, are standard in a pre-determined location on a number of factory-configured (i.e., built-up; assembled) products:
  - Two grommets are located in the tops of desks and credenzas; one grommet is located in the top of returns, bridges, jetty peninsulas, and corner units.
  - All desk, credenza, and return pedestals are designed with two cord pass-through grommets, one per side; end panels of single pedestal desks and single pedestal credenzas feature one cord pass-through grommet.
  - Pass-through in the sides of pedestals and end panels enable the routing of cords below the worksurface and connections between workstations.
  - A pass-through grommet, to facilitate reaching wall electrical outlets, is located in the back panels of credenza with storage, credenza with kneespace, single pedestal credenzas, credenzas with 36″ lateral file, returns and bridges.
- See chart on page 48 for cord management options. Worksurfaces/tops, end and modesty panels, and pedestals can be specified with or without grommets.
- Grommets on worksurfaces are sized to accept optional grommet mount power hub (HGRMTAC) and USB (HGRMTUSB2) models.
- Grommet color/shape/size:
  - Worksurfaces, Black or Platinum, Round, 3″ diameter hole with a 3½″ plastic cap.
  - Back/modesty panels, Black, Round, 2½″ diameter hole with a 3″ plastic cap.
  - End panels and pedestal sides, Black, Half-round, 1¾″ diameter hole with a 2″ x 2½″ plastic cap.

LEVELING GLIDES

- Adjustable hex glides to compensate for uneven floors; allow furniture to be easily leveled without lifting the unit.
  - Glides have a 1¼″ adjustable range.
  - The hex adjustment is on the foot of the glide for all products except for the 9½″, 15¾″, and 18″W modular pedestals, in which case it is on the top of the glide stem.

IMPORTANT — OTHER

- Products ship fully assembled, unless otherwise noted (NOTE: EZ — easy-to-assemble — items are designated in the "DESCRIPTIONS").
- All models must meet or exceed ANSI/BIFMA & ISTA performance standards.
- Products covered by HON Limited Lifetime Warranty.
- Indoor Advantage™ Gold. Indoor Air Quality Certified to SCS-EC10.3-2014 v3.0.
- BIFMA level® 2 certified. Conforms to ANSI/BIFMA e32014e Furniture Sustainability Standard.

CONCINNITY™ LAMINATE DESIGN/MATERIALS INFORMATION

WORKSURFACE/TOP EDGE DETAILS

- Three options; two contoured profiles and one smooth, flat edge.
- For beaded (B) and tri-oval (V) edge shapes, tops are profiled on the user and approach sides, and flat on the ends; the flat edges allow side-by-side placement of worksurfaces without gaps. The only exceptions are return, bridge, corner unit, extended corner worksurface, and rectangle worksurface with vertical grain models, tops on these items are profiled on the user's side and flat banded on the approach side and ends.
  - Bookcases have profiled edge on the front, user side only.
  - The reception station transaction counter and the L-reception station with transaction counter (for the desk) models, have profiled edgeband on the approach and user sides.
  - The L-reception station with the transaction counter models, on which the counter runs around the entire perimeter of the L-configuration, have a profiled edge on the front of the transaction counter on the desk approach side only.

Edge Options:	Profiles	Designator
Beaded		B
Smooth, Flat		G
Tri-Oval	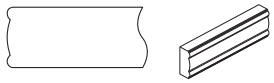	V
T-Mold		T

WORKSURFACE EDGE COLORS

- Woodgrain and solid color laminates can be specified with a matching, complementary, or contrasting edgeband color; options include:
  - Matching the worksurface edge to a common worksurface, chassis, and drawer front color.
  - Matching the worksurface edge to the worksurface laminate and selecting a different laminate color for the chassis.
  - Matching the worksurface edge to the chassis laminate and selecting a different laminate color for the worksurface.
- Beaded (B) and tri-oval (V) edges are available in L1 woodgrain colors only.
- The smooth, flat (G) edge is available in woodgrain and solid colors.
- Pattern laminates do not have a matching edgeband color; the patterns are available with a woodgrain or solid color edge.

DRAWER/DOOR DECORATIVE HANDLES

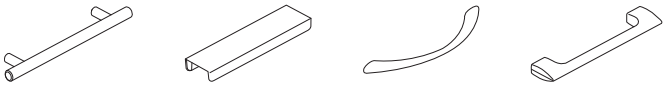

- Four handle style options.
- Distinct, easy to grasp designs.
- Handles are metal.
- The hole spacing is 128mm.
- The handle style/finish has to be specified on drawer fronts (desk/credenza/return, mobile and modular pedestals), lateral file drawer fronts, the doors of the storage cabinet, storage/file cabinet, storage cabinet/lateral file, wardrobe/storage cabinet, wardrobe/bookcase, and storage tower.
  - NOTE: Decorative handles are not used on the doors of stack-on storage units or wall mounted storage cabinets.
  - Bookcase hutches with frosted doors are equipped with a push latch release.

Handle Style	Handle Color	Lock Color	Code
Cylinder	Satin	Satin	A
Cylinder	Black	Black	B
Canopy	Satin	Satin	C
Canopy	Black	Black	D
Loop	Satin	Satin	E
Loop	Black	Black	F
Triangle Bar	Black	Black	G
Triangle Bar	Designer White	Satin	H
Triangle Bar	Champagne Metallic	Satin	I
Triangle Bar	Plantinum Metallic	Satin	J
Triangle Bar	Silver	Satin	K
Triangle Bar	Solar Black	Black	L
Triangle Bar	Pyrite	Black	M

  - NOTE: The Linear and Arch field installable drawer/door handle kit models can be attached using 128mm hole spacing.

CONCINNITY™ LAMINATE ORDERING/SPECIFICATION INFORMATION

CORD MANAGEMENT GROMMETS

- Grommets are standard on desk, credenza, return, bridge, jetty peninsula, and corner unit models. Specification logic includes the grommet finish for tops; choose from Black (P) or Platinum (T1). Grommets in modesty and end panels are Black only.
- Grommets are optional on modular component worksurfaces, full-length (27⅞"H) modesty panels, end panels (1⅛", L-shaped) and the sides of support storage pedestals. On worksurfaces, choose from Black (P), Platinum (T1), or no grommet(s) (X). On modesty, end, and side panels the options are grommet Black (P) or no grommet (X).
- See cord management chart on page 48 for details.

LOCK FINISH

- Finish is determined by, and automatically aligned with, the handle finish specified. If there is no decorative handle on the product, such as on locking stack-on or wall mount storage models, the lock finish is specified separately in the option string.
  - When specification is required, the lock finish options are Black (P) or Satin (SA).
- Removable, interchangeable lock core kits must be ordered separately:
  - For all models, except stack-on and wall mount storage, specify model HF23B (Black) or HF23S (Satin), and the specific key number required.
  - For stack-on and wall mount storage, specify model HF27B (Black) or HF27S (Satin), and the specific key number required.

SILVER COLORWAY

- The following finish options are coordinating Silver colorways: Satin, Satin Nickel, Matte Chrome, Platinum, and Platinum Metallic.

LAMINATE COLORS

- Palette choices include nineteen (19) woodgrain, four (4) solid, and one (1) pattern colors.

Woodgrain		Solid Color		Pattern	
Beigewood	LWBE	Black	P	Silver Mesh	B9
Bourbon Cherry	H	Charcoal	S		
Cognac	COGN	Designer White	LDW1		
Fawn Cypress	LFC1	Loft	LOFT		
Field Elm	LWFE				
Florence Walnut	LFW1				
Harvest	C				
Kingswood Walnut	LKI1				
Lowell Ash	LLA1				
Mahogany	N				
Mocha	MOCH				
Natural Maple	D				
Natural Recon	LNR1				
Phantom Ecru	LPE1				
Pinnacle	PINC				
Portico Teak	LPT1				
Shaker Cherry	F				
Skyline Walnut	LSW1				
Sterling Ash	LSA1				

- Worksurface, chassis and drawer/door fronts are specified separately to enable a single, color-matched visual, or a complementary or contrasting, multi-tone aesthetic.
- Worksurfaces/tops are available in woodgrain, solid, or pattern laminate colors.
- Chassis and drawer fronts are available in woodgrain or solid laminate colors.
- Pattern colors are available on worksurface tops only.

Worksurface		Chassis		Drawer/Door	
Beigewood	LWBE	Beigewood	LWBE	Beigewood	LWBE
Bourbon Cherry	H	Bourbon Cherry	H	Bourbon Cherry	H
Cognac	COGN	Cognac	COGN	Cognac	COGN
Fawn Cypress	LFC1	Fawn Cypress	LFC1	Fawn Cypress	LFC1
Field Elm	LWFE	Field Elm	LWFE	Field Elm	LWFE
Florence Walnut	LFW1	Florence Walnut	LFW1	Florence Walnut	LFW1
Harvest	C	Harvest	C	Harvest	C
Kingswood Walnut	LKI1	Kingswood Walnut	LKI1	Kingswood Walnut	LKI1
Lowell Ash	LLA1	Lowell Ash	LLA1	Lowell Ash	LLA1
Mahogany	N	Mahogany	N	Mahogany	N
Mocha	MOCH	Mocha	MOCH	Mocha	MOCH
Natural Maple	D	Natural Maple	D	Natural Maple	D
Natural Recon	LNR1	Natural Recon	LNR1	Natural Recon	LNR1
Phantom Ecru	LPE1	Phantom Ecru	LPE1	Phantom Ecru	LPE1
Pinnacle	PINC	Pinnacle	PINC	Pinnacle	PINC
Portico Teak	LPT1	Portico Teak	LPT1	Portico Teak	LPT1
Shaker Cherry	F	Shaker Cherry	F	Shaker Cherry	F
Skyline Walnut	LSW1	Skyline Walnut	LSW1	Skyline Walnut	LSW1
Sterling Ash	LSA1	Sterling Ash	LSA1	Sterling Ash	LSA1
Black	P	Black	P	Black	P
Charcoal	S	Charcoal	S	Charcoal	S
Designer White	LDW1	Designer White	LDW1	Designer White	LDW1
Loft	LOFT	Loft	LOFT	Loft	LOFT
Silver Mesh	B9				

- Two-tone color options allow specification of different, complementary laminate combinations:

Color #1	Color #2
Top	Chassis and Drawer Fronts
Top and Drawer Fronts	Chassis
Top and Chassis	Drawer Fronts

- Modesty panels and the backs of storage chassis that are specified in L2 laminates and wider than 60"W will ship as horizontal grain.

CONCINNITY™ STACK-ON STORAGE APPLICATIONS

STACK-ON STORAGE APPLICATIONS

78″W

- Spans full-width of 78″W modular credenza or return.
- Spans total depth dimension of "L" workstation configurations comprised of:
  - 48″W return or modular return attached to a 36″D single pedestal desk with a bow front (78″D).
    - NOTE: The 36″D single pedestal desk with bow front is 30″D along end panel.
  - 48″W return or modular return attached to a 30″D single pedestal desk, modular desk, or bullet peninsula (78″D).
  - 42″W return or modular return attached to a 36″D single pedestal desk with rectangle top, modular desk, or bullet peninsula (78″D).
  - 42″W return or modular return attached to a 36″ corner unit or 36″D extended corner unit (78″D).
  - 36″W modular return attached to a 42″D jetty peninsula (78″D).
  - 30″W modular return attached to a 48″D jetty peninsula (78″D).
  - 30″W modular return attached to a 48″D extended corner unit (78″D).

72″W

- Spans full-width of 72″W desks with rectangle top, credenzas, extended corner units, or modular desk, credenza, or return.
- Spans total depth dimension of "L" workstation configurations comprised of:
  - 48″W return or modular return attached to a 24″D single pedestal credenza or modular credenza (72″D).
  - 42″W return or modular return attached to a 36″D single pedestal desk with a bow front (72″D).
    - NOTE: The 36″D single pedestal desk with bow front is 30″D along end panel.
  - 42″W return or modular return attached to a 30″D single pedestal desk, modular desk, or bullet peninsula (72″D).
  - 36″W modular return attached to a 36″D single pedestal desk with rectangle top, modular desk, or bullet peninsula (72″D).
  - 36″W modular return attached to a 36″ corner unit or 36″D extended corner unit (72″D).
  - 30″W modular return attached to a 42″D jetty peninsula (72″D).

66″W

- Spans full-width of 66″W desk, credenza, or modular desk, credenza, or return.
- Spans total depth dimension of "L" workstation configurations comprised of:
  - 42″W return or modular return attached to a 24″D single pedestal credenza or modular credenza (66″D).
  - 36″W modular return attached to a 30″D single pedestal desk, bullet peninsula, or modular desk (66″D).
  - 36″W modular return attached to a 36″D single pedestal desk with a bow front (66″D).
    - NOTE: The 36″D single pedestal desk with bow front is 30″D along end panel.
  - 30″W modular return attached to a 36″D single pedestal desk with rectangle top or modular desk (66″D).
  - 30″W modular return attached to a 36″ corner unit (66″D).

60″W

- Spans full-width of 60″W desk, credenza, or modular desk, credenza, or return.
- Spans total depth dimension of "L" workstation configurations comprised of:
  - 36″W modular return attached to a 24″D single pedestal credenza or modular credenza (60″D).
  - 30″W modular return attached to a 30″D single pedestal desk or modular desk (60″D).

48″W

- Spans full-width of 48″W return, modular return, or modular desk or credenza.
- Spans full-depth of the 48″D jetty peninsula or extended corner unit.

42″W

- Spans full-width of 42″W return, modular return, or modular desk or credenza.
- Spans full-depth of 42″D jetty peninsula.

36″W

- Spans full-width of 36″W modular return, modular desk or credenza, two drawer lateral file, or 29½″H storage cabinet with doors.
- Spans full-depth of 36″D desks with rectangle top, bullet peninsula, extended corner unit, or 36″ corner unit.

OPTIONS INCLUDE:

- Door/Storage Options:

Door(s)	Standard-Height	Executive-Height
Laminate	•	•
Laminate Locking	•	•
Frosted/Silver	•	•
Sliding	•	•

- Available in 35¼″ or 78⅛″H; when positioned on 29½″H base unit, heights respectively align with 64¾″ and 78⅛″H storage- and wardrobe-type cabinets.
- Paper organizers for stack-on and wall mounted storage cabinets (see application and compatibility information on page 47).

CONCINNITY™ STACK-ON STORAGE APPLICATIONS

- Fabric-Covered Tackboards:
  - Sized ¾″ narrower than the stack-on storage back enclosure, allowing ⅜″ on each side to route task light cords.
  - Includes adhesive latch & hook tape for attachment to stack-on storage back panel and fasteners for wall mount applications.
  - For a list of standard fabrics, see pages 25-26. For a complete list of fabrics, please go to hon.com/fabricsandfinishes.
- Markerboards:
  - HLSL1530SOMB: 29½″W x 12½″H panel attaches to 60″ and 66″W stack-on and wall mounted storage with sliding door models with double-sided tape.
  - HLSL1536SOMB: 35½″W x 12½″H panel attaches to 72″ and 78″W stack-on and wall mounted storage with sliding door models with double-sided tape.
- Markerboards will not fit on stack-on storage laminate or laminate locking door models.
- Task Lights:
  - Attach to underside of stack-on and wall mount storage cabinets.
  - LED options.
  - Tackboard and LED task light solutions, by model, for each stack-on storage size:

Stack-on Storage	Tackboard	LED Task Lights
78″W	H90057	HH870960, HH870960CH, HLED31A, HLED31AUO
72″W	H90056	HH870960, HH870960CH, HLED31A, HLED31AUO
66″W	H90055	HH870960, HH870960CH, HLED31A, HLED17AUO
60″W	H90054	HH870960, HH870960CH, HLED31A, HLED17AUO
48″W	H90053	HH870942, HH870942CH, HLED31AS
42″W	H90052	HH870942, HH870942CH, HLED31AS
36″W	H90051	HH870930, HH870930CH, HLED17AS

CONCINNITY™ WALL MOUNT STORAGE APPLICATIONS

- Installation (review carefully):
  - **Attachment requires individual cabinets be secured by a minimum of two (2) wall mounting locations/studs.**
  - **Designed for interior and perimeter walls that are constructed with wood or metal studs.**
  - **Attaches to wall with horizontally mounted, interlocking brackets.**
  - **The HON Company is not responsible for any liabilities resulting from wall mounted storage cabinets that are not properly installed.**
- Laminate, laminate locking, and frosted/silver door units can be specified in eight widths (30″, 36″, 42″, 48″, 60″, 66″, 72″, and 78″W) and two heights, standard (15″H) or executive (29½″H).
- Sliding door units can be specified in five widths (48″, 60″, 66″, 72″, and 78″W) and two heights, standard (15″H) or executive (29½″H).
- Product placement can be aligned to match the height of 64¾″H or 78⅛″H storage- and wardrobe-type cabinets.
- Available with laminate doors, frosted/silver doors, or sliding door.
  - Door design overlaps end panels so that when multiple units are placed side-by-side they appear as one continuous unit.
  - Laminate and frosted/silver door units are equipped with self-closing, adjustable hinges.
  - Laminate hinged door units are available with or without a lock.
  - Lock available in Black (P) or Satin (SA).
  - Lock is core removable; keyed alike cores must be ordered separately — for overhead storage with hinged doors specify model HF27B or HF27S and the key number.
  - Frosted/silver hinged door units do not have a lock option.
  - Sliding door units have one door per cabinet; standard with black lock, which is located on inside vertical support panel. Lock is core removable; keyed alike cores must be ordered separately — for overhead storage with a sliding door specify model HF23B (Black) and the key number.
  - Laminate and frosted/silver door cabinets in 30″, 36″, and 42″W have two doors; 48″W has three doors; 60″, 66″, 72″, and 78″W have four doors.
- Inside storage dimensions of 15″H cabinets:
  - 30″W = one compartment, sized 28⅜″W x 13⅜″D x 12¾″H
  - 36″W = one compartment, sized 34⅜″W x 13⅜″D x 12¾″H
  - 42″W = one compartment, sized 40⅜″W x 13⅜″D x 12¾″H
  - 48″W = two compartments, one sized 30⅝″W x 13⅜″D x 12¾″H; one sized 14⅝″W x 13⅜″D x 12¾″H
  - 60″W = two compartments, each 28⅝″W x 13⅛″D x 12¾″H
  - 66″W = two compartments, each 31⅝″W x 13⅛″D x 12¾″H
  - 72″W = two compartments, each 34⅝″W x 13⅛″D x 12¾″H
  - 78″W = two compartments, each 37⅝″W x 13⅛″D x 12¾″H
- 28½″H units have a fixed, intermittent shelf; storage space above and below the shelf is 12⅝″.
- Wall mounted storage cabinets are not designed for attachment to O-leg models HLSL65OS or HLSL50OS.
- Horizontal interlocking rails are included; due to varying types of walls, installers are responsible for selecting and supplying the appropriate fasteners.
- Ship fully assembled.

CONCINNITY™ WALL MOUNT STORAGE APPLICATIONS

OPTIONS INCLUDE:

- Door/Storage Options:

Door(s)	Standard-Height	Executive-Height
Laminate	•	•
Laminate Locking	•	•
Frosted/Silver	•	•
Sliding	48″-78″W only	48″-78″W only

- Paper organizers for stack-on and wall mounted storage cabinets (see compatibility information on page 47).
- Fabric-Covered Tackboards:
  - Tackboards mount directly to wall using the fasteners or hook-and-loop tape provided.
  - For a list of standard fabrics, see pages 25-26. For a complete list of fabrics, please go to hon.com/fabricsandfinishes.
  - See compatibility cross reference below.
  - NOTE: Tackboard widths differ slightly from the wall mounted storage cabinet widths. For applications where multiple wall mounted storage units are placed side-by-side, the preferred tackboard solution may be to utilize a larger tackboard size.
    For example, H90057 = 75″W; H90056 = 69″W; H90055 = 63″W; H90054 = 57″W.
- Markerboards:
  - HLSL1530SOMB: 29½″W x 12½″H panel attaches to 60″ and 66″W stack-on and wall mounted storage with sliding door models with double-sided tape.
  - HLSL1536SOMB: 35½″W x 12½″H panel attaches to 72″ and 78″W stack-on and wall mounted storage with sliding door models with double-sided tape.

CONCINNITY™ COMPONENTS

MODULAR COMPONENTS

- Smart, adaptable, reconfigurable assortment to maximize office layout flexibility and optimize floor space.
- Components for all popular office layouts.
- Selection allows user to choose their own workstation shape, size, and storage.
- Sizes for large and small spaces:
  - 36″D x 72″W or 84″W
  - 30″D — six sizes up to 84″W
  - 24″D — in 6″ increments, from 30″W to 96″W
- Worksurfaces supported by post legs with casters provide added layout flexibility.
- Mobile desks quickly convert an office into a small conference space; desks roll easily and can be repositioned in seconds.
- Grommet options provide cord management from the top, side, and back in appropriate models.
- Broad menu of under-surface storage to enable user to specify the solution that best meets their individual needs.
  - Non-handed units can be configured to meet individual tastes and reconfigured when preferences or floor space requirements change.
  - Applications include:
    - The ability to "build" contiguous customized/personalized storage behind the desk that looks like custom architectural millwork, but at a fraction of the price. Allows for multiple storage pedestals to be configured under a single top with clean lines and no gaps.
    - Choosing the storage solution to go under desks, credenzas, and returns.

WORKSURFACES

- Available in a variety of shapes and sizes.
- Scratch-, stain-, and spill-resistant laminate over durable 1⅛″ solid core high performance particleboard; resists warping.
- An external support channel, for attachment under worksurfaces, is required for all unsupported spans — a distance in which there is not a vertical support (point of contact) between the underside of the worksurface and the floor — greater than 54″W.
- For tri-oval and beaded edge options on tops with horizontal grain, there is a shaped profile on the user and approach sides, and a flat edge on the ends.
- For tri-oval and beaded edge options on tops with vertical grain, there is a shaped profile on the user side and a flat edge on the approach side and the ends.
- Grommets are an option and require specification. If grommets are selected, grommets come in a pre-determined location.
- Must be specified with support components; for pedestal, end panel, column, and leg options, see "Components — Supports" listings.

SUPPORTS

- For use with rectangle, bow, bullet, and extended corner worksurfaces.
- Available in 28½″ and 41″H.
- Adjustable hex glides allow floor-standing units to be easily leveled, without lifting, to compensate for uneven floors; glides have 1¼″ adjustable range on most components; 2″ on O-legs.
- Bottom of laminate end panels are edgebanded for added strength and to seal out moisture.

FOR 29½″H WORKSURFACES

- Specify from a broad assortment of solutions, including —
  - Modular Pedestals
  - Laminate end panels (must be used in conjunction with a laminate modesty panel)
  - Laminate L-shaped end panels
  - Laminate T-shaped end panels
  - Metal O-legs — for use with worksurfaces up to 78″W (when using an 84″ or wider worksurface, cannot use two O-legs; must use at least one 15¾″ or wider pedestal for the other support).
  - 4½″ diameter metal column
  - 2″ square metal post leg

FOR 42″H WORKSURFACES

- 42″, fixed standing-height workstations give users the option of changing postures from sitting to standing throughout the day to help achieve their wellness goals.
- Specify supports from —
  - Modular Pedestals
  - Laminate end panels (must be used in conjunction with a laminate modesty panel)
  - Laminate L-shaped end panels
  - Metal O-legs
- When combined with a stool-height task chair, provides users the benefit of alternating their work between a seated or standing position.
- An external support channel, for attachment under worksurfaces, is required for all unsupported spans greater than 54″W.

CONCINNITY™ COMPONENTS

- Worksurface End Support (panel, leg, column, base, pedestal) requirements by product type are as follows —
  - Desk, peninsula, or credenza — qty. 2
  - Return — qty. 1
  - Island extension — qty. 1

COORDINATE™ HEIGHT ADJUSTABLE BASE

- Height adjustable bases deliver a healthier style of working by allowing a seamless transition between sitting and standing throughout the day. For open, private, or training spaces.
- Available in 2- or 3-leg rectangle C- and T-shaped foot options to accommodate your layout preferences.

2-Leg

- 2-Stage frame rises from 25⅝″ to 45¼″.
- 3-Stage frame rises from 21⅝″ to 47¾″.

3-Leg

- 2-Stage frame rises from 21⅝″ to 47¾″.

- Accommodates a variety of worksurface shapes.
  - **2-Leg**
    - Rectangular worksurfaces between 23″D x 40″W and 30″D x 72″W.
  - **3-Leg**
    - Two rectangular, corner cove, 120-degree worksurfaces between 23″D x 40″W and 30″D x 72″W x 72″W.
- Select from a variety of control options; memory preset, basic up/down, hands-free foot pedal, or a paddle control.
- Shipped complete with a pre-assembled electric motor.
- Requires the use of an external stiffener (purchased separately) for worksurfaces 58″W or wider when not used with a Coordinate™ worksurface.

CONCINNITY™ COMPONENTS

HNL Support Options — External Channel (model HLSLZ5SCxx) - Recommended Use														
	Support Combination		Worksurface Width											
	Support 1	Support 2	30″	36″	42″	48″	54″	60″	66″	72″	78″	84″	90″	96″
O-LEG ON ONE END	O-Leg	O-Leg	NR	NR	NR	NR	60	66	72	78	84	NA	NA	NA
	O-Leg	9½″W Ped	NR	NR	NR	NR	NR	60	66	72	78	84	NA	NA
	O-Leg	End Bookcase	NA	NR	NR	NR	NR	NR	60	66	72	78	84	NA
	O-Leg	L End Panel	NR	NR	NR	NR	NR	60	66	72	78	84	NA	NA
	O-Leg	15¾″W Ped	NA	NR	NR	NR	NR	NR	NR	60	66	72	78	NA
	O-Leg	18″W Ped	NA	NA	NR	NR	NR	NR	NR	60	66	72	78	84
	O-Leg	30″W Ped	NA	NA	NA	NA	NR	NR	NR	NR	NR	60	66	72
	O-Leg	36″W Ped	NA	NA	NA	NA	NA	NR	NR	NR	NR	NR	60	66
NARROW PED	9½″W Ped	9½″W Ped	NA	NA	NR	NR	NR	NR	NR	60	66	72	78	84
	9½″W Ped	End Bookcase	NA	NA	NR	NR	NR	NR	NR	60	66	72	78	84
	9½″W Ped	L End Panel	NA	NR	NR	NR	NR	NR	60	66	72	78	84	NA
	9½″W Ped	15¾″W Ped	NA	NA	NA	NR	NR	NR	NR	NR	60	66	72	78
	9½″W Ped	18″W Ped	NA	NA	NA	NR	NR	NR	NR	NR	60	66	72	78
	9½″W Ped	30″W Ped	NA	NA	NA	NA	NA	NR	NR	NR	NR	NR	60	66
	9½″W Ped	36″W Ped	NA	NA	NA	NA	NA	NA	NR	NR	NR	NR	NR	60
END BOOKCASE PED	End Bookcase	End Bookcase	NA	NA	NR	NR	NR	NR	NR	NR	60	66	72	78
	End Bookcase	L End Panel	NA	NA	NR	NR	NR	NR	NR	60	66	72	78	84
	End Bookcase	15¾″W Ped	NA	NA	NA	NR	NR	NR	NR	NR	60	66	72	78
	End Bookcase	18″W Ped	NA	NA	NA	NR	NR	NR	NR	NR	NR	60	66	72
	End Bookcase	30″W Ped	NA	NA	NA	NA	NA	NR	NR	NR	NR	NR	NR	60
	End Bookcase	36″W Ped	NA	NA	NA	NA	NA	NA	NR	NR	NR	NR	NR	NR
L END PANEL	L End Panel	L End Panel	NA	NR	NR	NR	NR	NR	60	66	72	78	84	NA
	L End Panel	15¾″W Ped	NA	NA	NR	NR	NR	NR	NR	NR	60	66	72	78
	L End Panel	18″W Ped	NA	NA	NA	NR	NR	NR	NR	NR	60	66	72	78
	L End Panel	30″W Ped	NA	NA	NA	NA	NA	NR	NR	NR	NR	NR	60	66
	L End Panel	36″W Ped	NA	NA	NA	NA	NA	NA	NR	NR	NR	NR	NR	60
TWO PEDS	15¾″W Ped	15¾″W Ped	NA	NA	NA	NA	NR	NR	NR	NR	NR	60	66	72
	15¾″W Ped	18″W Ped	NA	NA	NA	NA	NR	NR	NR	NR	NR	60	66	72
	15¾″W Ped	30″W Ped	NA	NA	NA	NA	NA	NA	NR	NR	NR	NR	NR	60
	15¾″W Ped	36″W Ped	NA	NA	NA	NA	NA	NA	NA	NR	NR	NR	NR	NR
	18″W Ped	18″W Ped	NA	NR	NA	NA	NR	NR	NR	NR	NR	NR	60	66
	18″W Ped	30″W Ped	NA	NA	NA	NR	NA	NA	NR	NR	NR	NR	NR	NR
	18″W Ped	36″W Ped	NA	NA	NA	NA	NA	NA	NA	NR	NR	NR	NR	NR
	30″W Ped	30″W Ped	NA	NA	NA	NA	NA	NR	NA	NA	NR	NR	NR	NR
	30″W Ped	36″W Ped	NA	NA	NA	NA	NA	NA	NR	NA	NA	NR	NR	NR
	36″W Ped	36″W Ped	NA	NA	NA	NA	NA	NA	NA	NR	NA	NA	NR	NR
RETURN CONFIGURATION	None	O-Leg	NR	NR	NR	NR	60	66	72	78	84	NA	NA	NA
	None	9½″W Ped	NR	NR	NR	NR	NR	60	66	72	78	84	NA	NA
	None	End Bookcase	NA	NR	NR	NR	NR	NR	60	66	72	78	84	NA
	None	L End Panel	NR	NR	NR	NR	NR	60	66	72	78	84	NA	NA
	None	15¾″W Ped	NA	NR	NR	NR	NR	NR	NR	60	66	72	78	NA
	None	18″W Ped	NA	NA	NR	NR	NR	NR	NR	60	66	72	78	84
	None	30″W Ped	NA	NA	NA	NA	NR	NR	NR	NR	NR	60	66	72
	None	36″W Ped	NA	NA	NA	NA	NA	NR	NR	NR	NR	NR	60	66

NA = Stiffener not applicable due to invalid worksurface width and support combination
NR = Applicable worksurface width and support combination, but stiffener not required

! The chart reference is to be used to complete the model number. It is not the actual length dimension of the external support channel.

CONCINNITY™ MODESTY/BACK PANELS

HNL Floating Modesty Panel — HLSLxx14L/MM — Selection Guide														
	Support Combination		Worksurface Width											
	Support 1	Support 2	30″	36″	42″	48″	54″	60″	66″	72″	78″	84″	90″	96″
O-LEG ON ONE END	O-Leg	O-Leg	NA	NA	36	42	48	54	60	60	60	NA	NA	NA
	O-Leg	9½″W Ped	NA	NA	NA	30	36	42	48	54	60	60	NA	NA
	O-Leg	End Bookcase	NA	NA	NA	30	36	42	48	54	60	60	60	NA
	O-Leg	L End Panel	NA	NA	NA	36	42	48	54	60	60	60	NA	NA
	O-Leg	15¾″W Ped	NA	NA	NA	NA	30	36	42	48	54	60	60	NA
	O-Leg	18″W Ped	NA	NA	NA	NA	30	36	42	48	54	60	60	60
	O-Leg	30″W Ped	NA	NA	NA	NA	NA	NA	30	36	42	48	54	60
	O-Leg	36″W Ped	NA	NA	NA	NA	NA	NA	NA	30	36	42	48	54
NARROW PED	9½″W Ped	9½″W Ped	NA	NA	NA	NA	30	36	42	48	54	60	60	60
	9½″W Ped	End Bookcase	NA	NA	NA	NA	30	36	42	48	54	60	60	60
	9½″W Ped	L End Panel	NA	NA	NA	NA	30	36	42	48	54	60	60	NA
	9½″W Ped	15¾″W Ped	NA	NA	NA	NA	NA	30	36	42	48	54	60	60
	9½″W Ped	18″W Ped	NA	NA	NA	NA	NA	30	36	42	48	54	60	60
	9½″W Ped	30″W Ped	NA	NA	NA	NA	NA	NA	NA	NA	30	36	48	48
	9½″W Ped	36″W Ped	NA	NA	NA	NA	NA	NA	NA	NA	30	36	42	48
END BOOKCASE PED	End Bookcase	End Bookcase	NA	NA	NA	NA	NA	30	36	42	48	54	60	60
	End Bookcase	L End Panel	NA	NA	NA	NA	30	36	36	48	54	60	60	60
	End Bookcase	15¾″W Ped	NA	NA	NA	NA	NA	30	36	42	48	54	60	60
	End Bookcase	18″W Ped	NA	NA	NA	NA	NA	NA	30	36	42	48	54	60
	End Bookcase	30″W Ped	NA	NA	NA	NA	NA	NA	NA	NA	30	36	42	48
	End Bookcase	36″W Ped	NA	NA	NA	NA	NA	NA	NA	NA	NA	30	36	42
L END PANEL	L End Panel	L End Panel	NA	NA	NA	NA	36	36	48	54	60	60	60	NA
	L End Panel	15¾″W Ped	NA	NA	NA	NA	NA	30	36	42	48	54	60	60
	L End Panel	18″W Ped	NA	NA	NA	NA	NA	30	36	42	48	54	60	60
	L End Panel	30″W Ped	NA	NA	NA	NA	NA	NA	NA	30	36	42	48	54
	L End Panel	36″W Ped	NA	NA	NA	NA	NA	NA	NA	NA	30	36	42	48
TWO PEDS	15¾″W Ped	15¾″W Ped	NA	NA	NA	NA	NA	NA	30	36	42	48	54	60
	15¾″W Ped	18″W Ped	NA	NA	NA	NA	NA	NA	30	36	36	48	54	60
	15¾″W Ped	30″W Ped	NA	NA	NA	NA	NA	NA	NA	NA	30	36	42	48
	15¾″W Ped	36″W Ped	NA	NA	NA	NA	NA	NA	NA	NA	NA	30	36	42
	18″W Ped	18″W Ped	NA	NA	NA	NA	NA	NA	NA	30	36	42	48	54
	18″W Ped	30″W Ped	NA	NA	NA	NA	NA	NA	NA	NA	NA	30	36	42
	18″W Ped	36″W Ped	NA	NA	NA	NA	NA	NA	NA	NA	NA	NA	30	36
	30″W Ped	30″W Ped	NA	NA	NA	NA	NA	NA	NA	NA	NA	NA	NA	30
	30″W Ped	36″W Ped	NA	NA	NA	NA	NA	NA	NA	NA	NA	NA	NA	NA
	36″W Ped	36″W Ped	NA	NA	NA	NA	NA	NA	NA	NA	NA	NA	NA	NA
HT ADJ BASE	Height Adjustable Electric Base (models HHATB3S2LT/C)		NA	NA	NA	42	48	54	60	60	NA	NA	NA	NA
PENINSULA	Support Column	T End Panel	NA	NA	NA	30	30	36	42	48	54	60	60	60
	Support Column	9½″W Ped	NA	NA	NA	NA	NA	30	36	42	48	54	60	60
	Support Column	15¾″W Ped	NA	NA	NA	NA	NA	NA	30	36	42	48	54	60
	Support Column	18″W Ped	NA	NA	NA	NA	NA	NA	30	36	42	48	54	60
	Support Column	30″W Ped	NA	NA	NA	NA	NA	NA	NA	NA	30	36	42	48
	Support Column	36″W Ped	NA	NA	NA	NA	NA	NA	NA	NA	NA	30	36	42
RETURN CONFIGURATION	None	O-Leg	NA	NA	36	42	48	54	60	60	60	NA	NA	NA
	None	9½″W Ped	NA	NA	NA	30	36	42	48	54	60	60	NA	NA
	None	End Bookcase	NA	NA	NA	30	36	42	48	54	60	60	60	NA
	None	L End Panel	NA	NA	36	36	42	48	54	60	60	60	NA	NA
	None	15¾″W Ped	NA	NA	NA	NA	30	36	42	48	54	60	60	NA
	None	18″W Ped	NA	NA	NA	NA	30	36	42	48	54	60	60	60
	None	30″W Ped	NA	NA	NA	NA	NA	NA	30	36	42	48	54	60
	None	36″W Ped	NA	NA	NA	NA	NA	NA	NA	30	36	42	48	60

NA = Floating Modesty Panel not applicable for use with worksurface width and support combination

CONCINNITY™ PRIVACY SCREENS

HNL Above-Below Privacy Screen — HLSL28xx — Selection Guide														
	Support Combination		Worksurface Width											
	Support 1	Support 2	30″	36″	42″	48″	54″	60″	66″	72″	78″	84″	90″	96″
O-LEG ON ONE END	O-Leg	O-Leg	NA	30	36	42	48	54	60	60	60	NA	NA	NA
	O-Leg	9½″W Ped	NA	NA	30	36	42	48	54	60	60	60	NA	NA
	O-Leg	End Bookcase	NA	NA	NA	30	36	42	48	54	60	60	60	NA
	O-Leg	L End Panel	NA	NA	NA	36	42	48	54	60	60	60	NA	NA
	O-Leg	15¾″W Ped	NA	NA	NA	30	36	42	48	54	60	60	60	NA
	O-Leg	18″W Ped	NA	NA	NA	NA	30	36	42	48	54	60	60	60
	O-Leg	30″W Ped	NA	NA	NA	NA	NA	NA	30	36	42	48	54	60
	O-Leg	36″W Ped	NA	NA	NA	NA	NA	NA	NA	30	36	42	48	54
NARROW PED	9½″W Ped	9½″W Ped	NA	NA	NA	NA	30	36	42	48	54	60	60	60
	9½″W Ped	End Bookcase	NA	NA	NA	NA	30	36	42	48	54	60	60	60
	9½″W Ped	L End Panel	NA	NA	NA	30	36	42	48	48	60	60	60	NA
	9½″W Ped	15¾″W Ped	NA	NA	NA	NA	NA	30	36	42	48	54	60	60
	9½″W Ped	18″W Ped	NA	NA	NA	NA	NA	30	36	42	48	54	60	60
	9½″W Ped	30″W Ped	NA	NA	NA	NA	NA	NA	NA	30	36	42	48	54
	9½″W Ped	36″W Ped	NA	NA	NA	NA	NA	NA	NA	NA	30	36	42	48
END BOOKCASE PED	End Bookcase	End Bookcase	NA	NA	NA	NA	30	36	42	48	54	60	60	60
	End Bookcase	L End Panel	NA	NA	NA	NA	30	36	42	48	54	60	60	60
	End Bookcase	15¾″W Ped	NA	NA	NA	NA	NA	30	36	42	48	54	60	60
	End Bookcase	18″W Ped	NA	NA	NA	NA	NA	30	36	42	48	54	60	60
	End Bookcase	30″W Ped	NA	NA	NA	NA	NA	NA	NA	30	36	42	48	54
	End Bookcase	36″W Ped	NA	NA	NA	NA	NA	NA	NA	NA	30	36	42	48
L END PANEL	L End Panel	L End Panel	NA	NA	NA	30	36	42	48	54	60	60	60	NA
	L End Panel	15¾″W Ped	NA	NA	NA	NA	30	36	42	48	54	60	60	60
	L End Panel	18″W Ped	NA	NA	NA	NA	NA	30	36	42	48	54	60	60
	L End Panel	30″W Ped	NA	NA	NA	NA	NA	NA	NA	30	36	42	48	54
	L End Panel	36″W Ped	NA	NA	NA	NA	NA	NA	NA	NA	30	36	42	48
TWO PEDS	15¾″W Ped	15¾″W Ped	NA	NA	NA	NA	NA	NA	30	36	42	48	54	60
	15¾″W Ped	18″W Ped	NA	NA	NA	NA	NA	NA	30	36	42	48	54	60
	15¾″W Ped	30″W Ped	NA	NA	NA	NA	NA	NA	NA	NA	30	36	42	48
	15¾″W Ped	36″W Ped	NA	NA	NA	NA	NA	NA	NA	NA	NA	30	36	42
	18″W Ped	18″W Ped	NA	NA	NA	NA	NA	NA	30	36	42	48	48	60
	18″W Ped	30″W Ped	NA	NA	NA	NA	NA	NA	NA	NA	30	36	42	48
	18″W Ped	36″W Ped	NA	NA	NA	NA	NA	NA	NA	NA	NA	30	36	42
	30″W Ped	30″W Ped	NA	NA	NA	NA	NA	NA	NA	NA	NA	NA	30	36
	30″W Ped	36″W Ped	NA	NA	NA	NA	NA	NA	NA	NA	NA	NA	NA	30
	36″W Ped	36″W Ped	NA	NA	NA	NA	NA	NA	NA	NA	NA	NA	NA	NA
HT ADJ BASE	Height Adjustable Base (models HHATB3S2LT/C)		NA	NA	NA	42	48	54	60	60	NA	NA	NA	NA
RETURN CONFIGURATION	None	O-Leg	NA	30	36	42	48	54	60	60	60	NA	NA	NA
	None	9½″W Ped	NA	NA	30	36	42	48	54	60	60	60	NA	NA
	None	End Bookcase	NA	NA	NA	30	36	42	48	54	60	60	60	NA
	None	L End Panel	NA	NA	30	36	42	48	54	60	60	60	NA	NA
	None	15¾″W Ped	NA	NA	NA	30	36	36	48	54	60	60	60	NA
	None	18″W Ped	NA	NA	NA	NA	30	36	42	48	54	60	60	60
	None	30″W Ped	NA	NA	NA	NA	NA	NA	30	36	42	48	54	60
	None	36″W Ped	NA	NA	NA	NA	NA	NA	NA	30	36	42	48	54

NA = Above-Below Screen not applicable for use with worksurface width and support combination

CONCINNITY™ COMPONENTS — SUPPORTS

SUPPORT STORAGE PEDESTALS — 28½″H

- Non-handed, interchangeable design reconfigures easily.
- For use with component top and modesty/back panels or pedestal top and back panels.
  - Pedestals are not fully enclosed and require a component top/worksurface and modesty/back panel or a pedestal back, both of which must be ordered separately.
  - Pedestal's front and side panels are finished.
- The pedestal depth dimension is less than the like-size depth of the component top, to accommodate addition of a modesty/back panel.
  - 29⅛″D pedestals can be used under 30″ or 36″D worksurfaces; 23⅛″D pedestals can be used under 24″ or 30″D worksurfaces.
  - When specifying a 29⅛″D pedestal with ¾″ modesty panel under a 36″D worksurface, or a 23⅛″D pedestal with a ¾″ modesty panel under a 30″D worksurface, there will be a 6″ approach side overhang.
- Bottom of side panels are edgebanded for added strength and to seal out moisture.
- Drawers:
  - Operate on steel ball-bearing suspensions to ensure smooth, quiet, long-lasting operation; full extension allows easy access to contents.
  - Fronts are edgebanded on all four sides.
  - Feature 5-sided construction for added strength and easy alignment or replacement of drawer fronts.
- Interchangeable core removable locks are located on front of all modular storage products, except the storage cabinet.
- Finish of lock is determined by, and aligned with, the handle finish specified.
- Locks feature a removable cylinder that can be interchanged as needed; allows users to access all furniture pieces in an office with a single key for convenience and security. Makes re-keying quick and easy. Keyed alike cores must be ordered separately by specification of the key number (removable lock core kit models available in Black [model HF23B] or Satin [model HF23S]).
- Ship fully assembled.
- Chassis and drawer front colors are specified separately; can be selected with common woodgrain or solid laminate color, or with different, complementary chassis and drawer/door colors.
- See chart on page 48 for cord management options. If the pedestal grommet option is chosen, two cutouts, one per end/side panel, each with a black plastic cap, are included.

SUPPORT STORAGE PEDESTALS — 41″H STANDING-HEIGHT

- Same as above except — not to be used freestanding; top and back are not enclosed.
  - Rear of pedestal can be enclosed with a full, 40⅜″H back panel or with a 27⅞″H modesty panel combined with a lower, 13″H pedestal back component. Pedestal back and modesty panel must be ordered separately.

CONCINNITY™ PAPER ORGANIZER COMPATIBILITY

PAPER ORGANIZERS FOR STACK-ON AND WALL MOUNTED STORAGE CABINETS

- Laminate vertical paper manager (HLVPM1) is designed for desk, credenza, and return tops; fits under stack-on and wall mount storage units.
- Laminate desktop storage terrace (HLDST1) for use on worksurfaces, or inside overhead storage compartments >26½″W.
- Metal desktop paper shelf (HDPS1) for use on worksurfaces, can be stacked two high, or inside overhead storage compartments >28¾″W.
- Stacked paper management (HLVPM2) can be positioned inside overhead storage cabinets >32½″W.
- Metal hanging paper shelf (HHPS1) attaches quickly and easily to the underside of stack-on and wall mounted storage models.

• For applications using the organizers inside stack-on and wall mounted storage compartments, the fit compatibility is as follows:

OUTSIDE WIDTH	INSIDE WIDTH	Stacked Paper Mgt. — 32½″W HLVPM2	Desktop Paper Shelf — 28¾″W HDPS1	Desktop Storage Terrace — 26½″W HLDST1	Hanging Paper Shelf — 28⅞″W HHPS1
		Yes or No	Yes or No	Yes or No	*Qty — see NOTE
STACK-ON STORAGE W/ LAM DOORS, LAM LOCKING DOORS, FROSTED DOORS					
36″W	34.34	Y	Y	Y	1
42″W	40.34	Y	Y	Y	1
48″W (large compartment)	30.60	N	Y	Y	1
60″W	28.60	N	N	Y	2
66″W	31.60	N	Y	Y	2
72″W	34.60	Y	Y	Y	2
78″W	37.60	Y	Y	Y	2
STACK-ON STORAGE W/ SLIDING DOOR					
48″W	22.60	N	N	N	1
60″W	28.60	N	N	Y	2
66″W	31.60	N	Y	Y	2
72″W	34.60	Y	Y	Y	2
78″W	37.60	Y	Y	Y	2
WALL MOUNT STORAGE W/ LAM DOORS, LAM LOCKING DOORS, FROSTED DOORS					
30″W	28.35	N	N	Y	N
36″W	33.67	Y	Y	Y	1
42″W	39.67	Y	Y	Y	1
48″W (large compartment)	30.22	N	Y	Y	1
60″W	28.22	N	N	Y	2
66″W	31.22	N	Y	Y	2
72″W	34.22	Y	Y	Y	2
78″W	37.22	Y	Y	Y	2
WALL MOUNT STORAGE W/ SLIDING DOOR					
48″W	22.46	N	N	N	1
60″W	28.46	N	N	Y	2
66″W	31.46	N	Y	Y	2
72″W	34.46	Y	Y	Y	2
78″W	37.46	Y	Y	Y	2

*NOTE: For model HHPS1, quantity represents the number that can be mounted side-by-side under the cabinet.

CONCINNITY™ CORD MANAGEMENT

	GROMMET	# OF GROMMETS	LOCATION	CUTOUT SHAPE	MATERIAL	COLOR/FINISH
BUILT-UP/FACTORY-CONFIGURED						
DESK						
Top	Standard/Fixed Location	2	Back Left & Right	3″ Round	Plastic	Black or Platinum
End Panel	Standard/Fixed Location	2 (1 per EP)	Top Back Corner	1¾″ Round	Plastic	Black
Modesty/Back	Not Available	0	N/A	N/A	N/A	N/A
CREDENZA						
Top	Standard/Fixed Location	2	Back Left & Right	3″ Round	Plastic	Black or Platinum
End Panel	Standard/Fixed Location	2 (1 per EP)	Top Back Corner	1¾″ Round	Plastic	Black
Modesty/Back	Standard/Fixed Location	1	Top Center	2½″ Round	Plastic	Black
RETURN						
Top	Standard/Fixed Location	1	Top Center	3″ Round	Plastic	Black or Platinum
End Panel	Standard/Fixed Location	1	Top Back Corner	1¾″ Round	Plastic	Black
Modesty/Back	Standard/Fixed Location	1	Top Center	2½″ Round	Plastic	Black
BRIDGE						
Top	Standard/Fixed Location	1	Back Center	3″ Round	Plastic	Black or Platinum
Modesty/Back	Standard/Fixed Location	1	Top Center	2½″ Round	Plastic	Black
BULLET PENINSULA						
Top	Not Available	0				
End Panel	Not Available; Pass-Thru in Brace Panel	0				
JETTY PENINSULA						
Top	Standard/Fixed Location	1	Back, Approach-Side Corner	3″ Round	Plastic	Black or Platinum
End Panel	Not Available; Pass-Thru Standard in Brace Panel	0				
CORNER UNIT						
Top	Standard/Fixed Location	1	Back Corner	3″ Round	Plastic	Black or Platinum
Modesty/Back	Not Available; Pass-Thru Standard in Brace Panels	0				
Stack-on	Standard/Fixed Location	1	1¼″ Side-to-Side Gap at Top or Bottom of Back Panel, Below Cabinet			
MODULAR COMPONENTS — WORKSURFACES						
Rectangle – 60″ to 96″W	Optional – Specify: Black (P) or Platinum (T1) or None (X)	2	Back Left & Right	3″ Round	Plastic	Black or Platinum
Rectangle – 30″ to 54″W	Optional – Specify: Black (P) or Platinum (T1) or None (X)	1	Back Center	3″ Round	Plastic	Black or Platinum
Bullet Shape	Optional – Specify: Black (P) or Platinum (T1) or None (X)	1	Centered Along EP; Over Brace Leg Cutout	3″ Round	Plastic	Black or Platinum
Ext. Corner	Optional – Specify: Black (P) or Platinum (T1) or None (X)	1	Back Corner of Top and Long End Panel	3″ Round	Plastic	Black or Platinum
MODULAR COMPONENTS — MODESTY PANELS						
Full-Length – ≥30″W	Optional – Specify: Black (P) or None (X)	1	Top Center	2½″ Round	Plastic	Black
10″	No	0				
MODULAR COMPONENTS — END PANELS						
1⅛″ Thick	Optional – Specify: Black (P) or None (X)	1	Top Back Corner	1¾″ Round	Plastic	Black
T–Shaped	No	0				
L–Shaped	Optional – Specify: Black (P) or None (X)	1	Top or Bottom Centered	1¾″ Round	Plastic	Black
MODULAR COMPONENTS — STORAGE PEDESTALS						
Pedestal	Optional – Specify: Black (P) or None (X)	2 (1 per EP)	Top Back Corner	1¾″ Round	Plastic	Black

NOTE: If customer wants a desk, credenza, return, or bridge without grommets, they can specify modular components.

CONCINNITY™ CORD MANAGEMENT

Grommet Locations in Tops

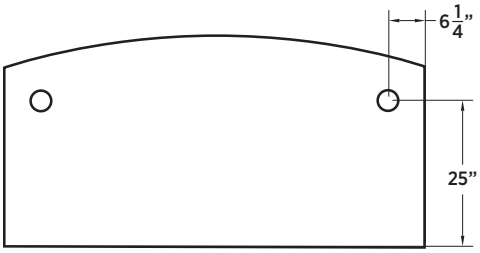

Bow Top Desks and Worksurfaces



Desks and Rectangle Worksurfaces



Credenzas and Rectangle Worksurfaces

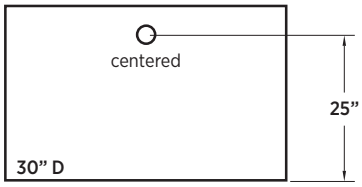

Rectangle Worksurfaces

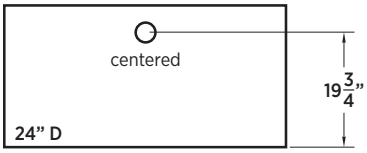

Returns, Bridges, and Rectangle Worksurfaces

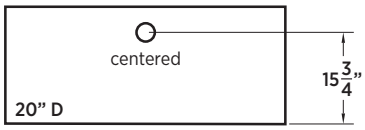

Rectangle Worksurfaces



Bullet Worksurfaces

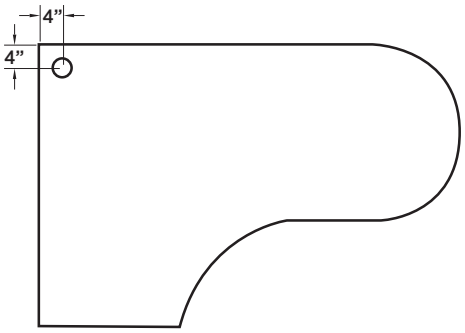

Jetty Peninsula

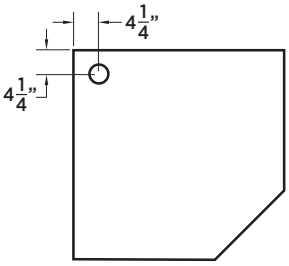

Corner Unit

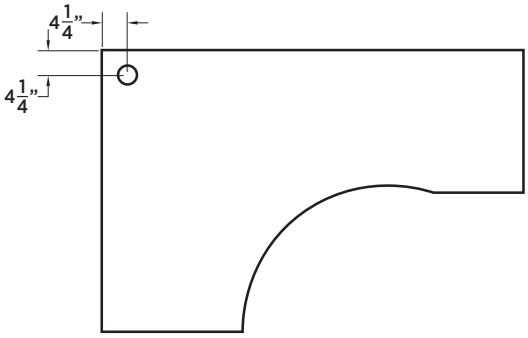

Extended Corner Worksurfaces

CONCINNITY™ Typicals

Icon Legend on page 19

QTY	DESCRIPTION	MODEL	LIST PRICE	PRICE EXTENSION
1	**Double Pedestal Desk, Bow Top, Breakfront Frosted Modesty Panel** 72″W x 36″D x 29½″H	HNL3672DPBBF	$3,772	$3,772
1	**Credenza with Kneespace** 72″W x 24″D x 29½″H	HNL2472DPK	$2,380	$2,380
1	**Wall Mount Storage, Frosted Doors with Silver Frame** 72″W x 15″D x 28½″H	HNL2972FD	$3,119	$3,119
1	**Storage/File Cabinet, Hinged Right** 18″W x 24″D x 64¾″H	HNL241865SFLR	$2,277	$2,277
1	**Storage/File Cabinet, Hinged Left** 18″W x 24″D x 64¾″H	HNL241865SFLL	$2,277	$2,277
			TOTAL:	**$13,825**

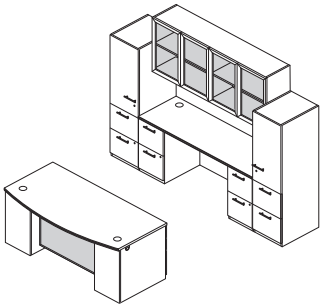

DESK — CREDENZA — STORAGE

QTY	DESCRIPTION	MODEL	LIST PRICE	PRICE EXTENSION
1	**Left Pedestal Desk, Rectangle Top, Breakfront Modesty Panel** 72″W x 36″D x 29½″H	HNL3672LPRB	$2,501	$2,501
1	**Rectangle Worksurface with Vertical Grain** 42″W x 24″D	HNLRC2442V	$337	$337
1	**Narrow File/File Pedestal** 9½″W x 23⅛″D x 28½″H	HNL231028PFF	$905	$905
1	**Modesty/Back Panel — Full-Length** 42″W x 27⅞″H	HNLMP4228	$270	$270
1	**Stack-on Storage, Sliding Door** 78″W x 15″D x 35¼″H	HNL3678SD	$1,660	$1,660
1	**Storage/File Cabinet, Open Shelves** 18″W x 24″D x 64¾″H	HNL241865SFX	$2,163	$2,163
			TOTAL:	**$7,836**

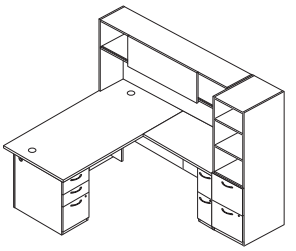

L-WORKSTATION

QTY	DESCRIPTION	MODEL	LIST PRICE	PRICE EXTENSION
1	**Rectangle Worksurface** 72″W x 30″D	HNLRC3072	$564	$564
1	**Narrow Box/Box/File Pedestal** 9½″W x 29⅛″D x 28½″H	HNL291028PBBF	$1,011	$1,011
1	**Full Back Panel — For 9½″W Pedestal** 9½″W x 27⅞″H	HNLPB1028	$168	$168
1	**Laminate Floating Modesty Panel** 36″W x 14″H	HLSL3614L	$243	$243
1	**Bookcase End Support** 12″W x 30″D x 28½″H	HNL123028BKE	$666	$666
1	**Rectangle Worksurface** 72″W x 24″D	HNLRC2472	$482	$482
1	**Shelf/Box/Box/Lateral File Pedestal** 36″W x 23⅛″D x 28½″H	HNL233628PSL	$1,631	$1,631
1	**Storage Cabinet Pedestal** 36″W x 23⅛″D x 28½″H	HNL233628PSC	$1,062	$1,062
1	**Modesty/Back Panel — Full-Length** 72″W x 27⅞″H	HNLMP7228	$377	$377
1	**Stack-on Storage, Sliding Door** 72″W x 15″D x 35¼″H	HNL3672SD	$1,610	$1,610
1	**Bookcase with Coat Hooks, 5-Shelf, Left** 24″W x 24″D x 64¾″H	HNL2424BK5CL	$1,254	$1,254
			TOTAL:	**$9,068**

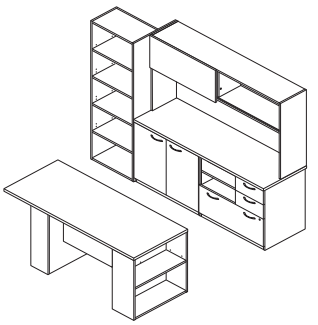

DESK — CREDENZA — STORAGE

QTY	DESCRIPTION	MODEL	LIST PRICE	PRICE EXTENSION
1	**Rectangle Worksurface** 60″W x 24″D	**HNLRC2460**	$430	$430
1	**Height Adjustable Base**	**HHATB3S2LT**	$1,167	$1,167
1	**External Stiffener** 48″W for 54″ Worksurface	**HLSLZ5SC60**	$135	$135
1	**Rectangle Worksurface** 84″W x 24″D	**HNLRC2484**	$647	$647
1	**End Panel, Left** 1⅛″W x 23⅛″D x 28½″H	**HNLEP2428L**	$270	$270
1	**Shelf/Box/Box/Lateral File Pedestal** 36″W x 23⅛″D x 28½″H	**HNL233628PSL**	$1,631	$1,631
1	**Modesty/Back Panel — Short** 84″W x 10″H	**HNLMP8410**	$457	$457
1	**Low Back Panel — For 28½″H Pedestal** 36″W x 18″H	**HNLLB3618**	$198	$198
2	**Stack-on Storage, Frosted Doors with Silver Frame** 42″W x 15″D x 35¼″H	**HNL3642FD**	$1,736	$3,472
1	**Space Saver End Panels for Stack-on Storage** ¾″W x 14¼″D x 35¼″H	**HNL3605SSEP**	$500	$500
1	**Wardrobe/Storage Cabinet, Hinged Right** 18″W x 24″D x 64¾″H	**HNL241865WLR**	$2,081	$2,081
			TOTAL:	**$10,988**

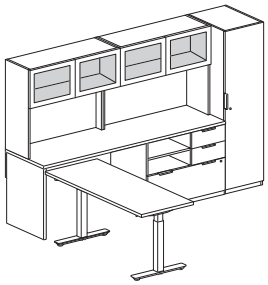

L-WORKSTATION WITH HEIGHT-ADJUSTABLE DESK — OPEN PLAN

QTY	DESCRIPTION	MODEL	LIST PRICE	PRICE EXTENSION
1	**Bullet Worksurface** 84″W x 30″D	**HNLBU3084**	$791	$791
1	**T-Shaped End Panel — For Bullet Worksurface** 11⅝″W x 29⅞″D x 28½″H	**HNLTEP3028**	$463	$463
1	**Support Column — For Bullet Worksurface** 3″ Diameter	**HPC190X**	$219	$219
1	**Bridge** 48″W x 24″D x 29½″H	**HNL2448BF**	$589	$589
1	**Rectangle Worksurface** 84″W x 24″D	**HNLRC2484**	$647	$647
1	**End Panel, Left** 1⅛″W x 23⅛″D x 28½″H	**HNLEP2428L**	$270	$270
1	**Shelf/Box/Box/Lateral File Pedestal** 36″W x 23⅛″D x 28½″H	**HNL233628PSL**	$1,631	$1,631
1	**Modesty/Back Panel — Full-Length** 84″W x 27⅞″H	**HNLMP8428**	$457	$457
2	**Stack-on Storage, Laminate Doors** 42″W x 15″D x 48⅝″H	**HNL4942LD**	$1,581	$3,162
1	**Space Saver End Panels for Stack-on Storage** ¾″W x 14¼″D x 48⅝″H	**HNL4905SSEP**	$672	$672
			TOTAL:	**$8,901**

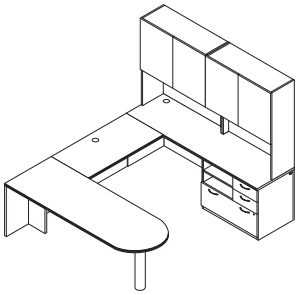

U-WORKSTATION WITH 84″W WORKSURFACE

QTY	DESCRIPTION	MODEL	LIST PRICE	PRICE EXTENSION
1	**Left Pedestal Desk, Rectangle Top, Breakfront Frosted Modesty Panel** 72″W x 36″D x 29½″H	**HNL3672LPRBF**	$3,120	$3,120
1	**Rectangle Worksurface with Vertical Grain** 48″W x 24″D	**HNLRC2448V**	$362	$362
1	**Modesty/Back Panel — Short** 48″W x 10″H	**HNLMP4810**	$294	$294
1	**Right Credenza with Lateral File** 72″W x 24″D x 29½″H	**HNL2472RLC**	$2,074	$2,074
1	**Stack-on Storage, Frosted Doors with Silver Frame** 72″W x 15″D x 48⅝″H	**HNL4972FD**	$3,396	$3,396
1	**Vertical Paper Manager**	**HLVPM1**	$445	$445
1	**Wardrobe Left, Bookcase Right** 36″W x 24″D x 78⅛″H	**HNL243679WLBR**	$3,315	$3,315
			TOTAL:	**$13,006**

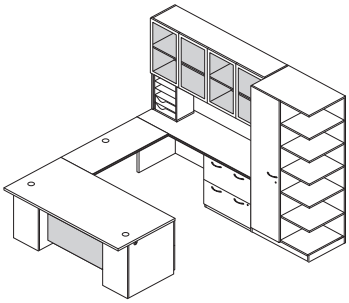

U-WORKSTATION

CONCINNITY™ Typicals

Icon Legend on page 19

QTY	DESCRIPTION	MODEL	LIST PRICE	PRICE EXTENSION
1	**Rectangle Worksurface** 72″W x 30″D	**HNLRC3072**	$564	$564
1	**Rectangle Worksurface with Vertical Grain** 42″W x 24″D	**HNLRC2442V**	$337	$337
1	**Height Adjustable Base, 3-Leg**	**HHATB3S3LT**	$1,925	$1,925
1	**External Stiffener** 60″W for 66″ Worksurface	**HLSLZ5SC72**	$152	$152
1	**Mixed Material Floating Modesty Panel** 60″W x 14″H	**HLSL6014MM**	$1,497	$1,497
1	**Rectangle Worksurface** 72″W x 24″D	**HNLRC2472**	$482	$482
1	**End Panel, Right** 1⅛″W x 23⅛″D x 28½″H	**HNLEP2428R**	$270	$270
1	**Box/Box/File Pedestal** 15¾″W x 23⅛″D x 28½″H	**HNL231628PBBF**	$937	$937
1	**Low Back Panel — For 15¾″W Pedestal** 15¾″W x 18″H	**HNLLB1618**	$170	$170
1	**Modesty/Back Panel — Short** 72″W x 10″H	**HNLMP7210**	$377	$377
1	**Wall Mount Storage, Frosted Doors with Silver Frame** 72″W x 15″D x 15″H	**HNL1572FD**	$2,347	$2,347
1	**Storage/File Cabinet, Hinged Left** 18″W x 24″D x 64¾″H	**HNL241865SFLL**	$2,277	$2,277
			TOTAL:	**$11,335**

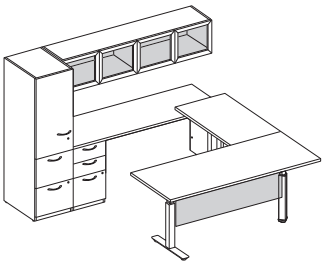

U-WORKSTATION WITH HEIGHT-ADJUSTABLE L-WORKSURFACE

QTY	DESCRIPTION	MODEL	LIST PRICE	PRICE EXTENSION
1	**Rectangle Worksurface** 72″W x 24″D	**HNLRC2472**	$482	$482
2	**O-Leg Support for 24″D Worksurface** 24″D x 28½″H	**HLSL2428O**	$428	$856
1	**External Support Channel for 72″W Worksurface**	**HLSLZ5SC78**	$152	$152
1	**Low Credenza, Drawers Left, Bookcase Right** 60″W x 20″D x 21½″H	**HNL206021LD2**	$1,657	$1,657
1	**Rectangle Worksurface** 54″W x 24″D	**HNLRC2454**	$394	$394
1	**Standing-Height O-Leg Support for 24″D Worksurface** 24″D x 41″H	**HLSL2441O**	$571	$571
1	**Narrow Box/Box/File/File Pedestal** 9½″W x 23⅛″D x 41″H	**HNL231041PBBFF**	$1,731	$1,731
1	**Full Back Panel — For 41″H Pedestal** 9½″W x 40⅜″H	**HNLPB1041**	$184	$184
1	**Storage Tower, Hinged Left** 18″W x 24″D x 50″H	**HNL241850TLL**	$1,631	$1,631
			TOTAL:	**$7,658**

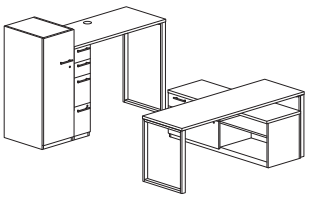

U-WORKSTATION WITH SITTING AND STANDING-HEIGHT WORKSURFACES — OPEN PLAN

QTY	DESCRIPTION	MODEL	LIST PRICE	PRICE EXTENSION
1	**Rectangle Worksurface** 72″W x 30″D	**HNLRC3072**	$564	$564
1	**O-Leg Support for 30″D Worksurface** 30″D x 28½″H	**HLSL3028O**	$474	$474
1	**O-Leg Support over Low Credenza** 30″D x 7″H	**HLSL307O**	$366	$366
1	**External Support Channel for 72″W Worksurface**	**HLSLZ5SC78**	$152	$152
1	**Low Credenza, Drawers Right, Bookcase Left** 60″W x 20″D x 21½″H	**HNL206021RD2**	$1,657	$1,657
1	**Low Credenza, Drawers Left, Bookcase Right** 60″W x 20″D x 21½″H	**HNL206021LD2**	$1,657	$1,657
2	**Wall Mount Storage, Laminate Doors** 30″W x 15″D x 28½″H	**HNL2930LD**	$1,075	$2,150
1	**Wall Mount Storage, Frosted Doors with Silver Frame** 30″W x 15″D x 28½″H	**HNL2930FD**	$1,697	$1,697
1	**Wall Mount Tackboards** 30″W x 48⅝″H	**HNL4930TB**	$396	$396
			TOTAL:	**$9,113**

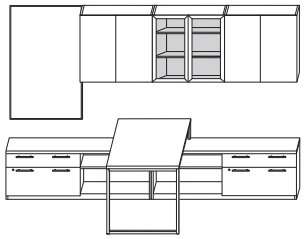

WORKSTATION WITH WORKWALL — OPEN PLAN

QTY	DESCRIPTION	MODEL	LIST PRICE	PRICE EXTENSION
3	**Rectangle Worksurface with Vertical Grain** 48″W x 24″D	**HNLRC2448V**	$362	$1,086
3	**O-Leg Support for 48″W x 24″D Worksurface** 24″D x 28½″H	**HLSL2428O**	$428	$1,284
3	**Mixed Material Floating Modesty Panel** 42″W x 14″H	**HLSL4214MM**	$1,093	$3,279
3	**Rectangle Worksurface** 72″W x 24″D	**HNLRC2472**	$482	$1,446
3	**L-Shaped End Panel, Left** 15¾″W x 24″D x 28½″H	**HNLLEP2428L**	$436	$1,308
3	**Shelf/Box/Box/Lateral File Pedestal** 30″W x 23⅛″D x 28½″H	**HNL233028PSL**	$1,598	$4,794
3	**Modesty/Pedestal Back Panel** 30″W x 27⅞″H	**HNLMP3028**	$231	$693
3	**Wall Mount Storage, Frosted Doors with Silver Frame** 72″W x 15″D x 15″H	**HNL1572FD**	$2,347	$7,041
			TOTAL:	**$20,931**

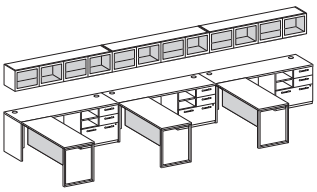

L-WORKSTATIONS — OPEN PLAN

CONCINNITY™ Typicals

Icon Legend on page 19

QTY	DESCRIPTION	MODEL	LIST PRICE	PRICE EXTENSION
1	**Rectangle Worksurface with Vertical Grain** 48″W x 24″D	**HNLRC2448V**	$362	$362
1	**O-Leg Support for 48″W x 24″D Worksurface** 24″D x 28½″H	**HLSL2428O**	$428	$428
1	**Rectangle Worksurface** 96″W x 24″D	**HNLRC2496**	$699	$699
1	**Storage Cabinet Pedestal** 36″W x 23⅛″D x 28½″H	**HNL233628PSC**	$1,062	$1,062
1	**End Panel, Left** 1⅛″W x 23⅛″D x 28½″H	**HNLEP2428L**	$270	$270
1	**Modesty/Back Panel — Full-Length** 96″W x 27⅞″H	**HNLMP9628**	$565	$565
1	**Bookcase Hutch, Frosted Doors with Silver Frame** 36″W x 15″D x 48⅝″H	**HNL4936BHFD**	$2,219	$2,219
1	**Wall Mount Storage, Frosted Doors with Silver Frame** 60″W x 15″D x 28½″H	**HNL2960FD**	$2,930	$2,930
1	**Vertical Paper Manager**	**HLVPM1**	$445	$445
1	**Storage Tower, Wardrobe Right, Cabinet Left** 24″W x 24″D x 78⅛″H	**HNL242465TLR**	$2,925	$2,925
			TOTAL:	**$11,905**

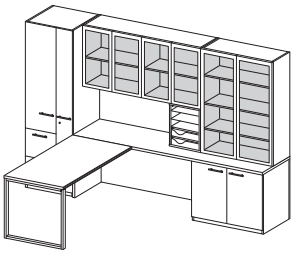

WORKSTATION WITH WORKWALL — OPEN PLAN

QTY	DESCRIPTION	MODEL	LIST PRICE	PRICE EXTENSION
4	**Rectangle Worksurface** 60″W x 24″D	**HNLRC2460**	$430	$1,720
4	**Shelf/Box/Box/File Pedestal** 15¾″W x 23⅛″D x 41″H	**HNL231641PSBBF**	$1,969	$7,876
4	**Full Back Panel — For 15¾″W Pedestal** 15¾″W x 40⅜″H	**HNLPB1641**	$202	$808
4	**Narrow Box/Box/File/File Pedestal** 9½″W x 23⅛″D x 41″H	**HNL231041PBBFF**	$1,731	$6,924
4	**Full Back Panel — For 9½″W Pedestal** 9½″W x 40⅜″H	**HNLPB1041**	$184	$736
2	**Above/Below Privacy Screen, Frosted** 30″W x 28″H	**HLSL2830**	$1,074	$2,148
2	**5-Shelf Bookcase with Coat Hooks, Right** 24″W x 24″D x 64¾″H	**HNL2424BK5CR**	$1,254	$2,508
2	**5-Shelf Bookcase with Coat Hooks, Left** 24″W x 24″D x 64¾″H	**HNL2424BK5CL**	$1,254	$2,508
			TOTAL:	**$25,228**

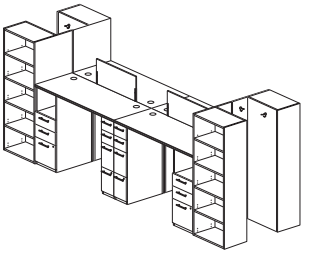

STANDING-HEIGHT — TEAMING WORKSTATION — OPEN PLAN

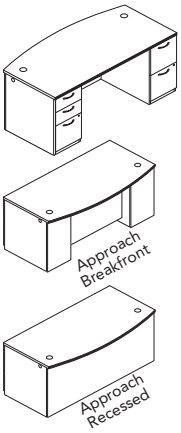

DESCRIPTION	APPROACH SIDE OVERHANG	MODEL	SHIP WEIGHT	CUBE	L1 LIST	L2 UPCHARGES WORKSURFACES	CHASSIS	FRONTS
Double Pedestal Desk — Bow Top								
72″W x 36″D x 29½″H, Recessed Modesty Panel	6″	**HNL3672DPBR**	298	51.8	**$3021**	**$27**	**$42**	**$11**
72″W x 36″D x 29½″H, Breakfront Modesty Panel	6-12″	**HNL3672DPBB**	282	51.8	**$3141**	**$27**	**$42**	**$11**
72″W x 36″D x 29½″H, Breakfront Frosted Modesty Panel	6-12″	**HNL3672DPBBF**	266	51.8	**$3772**	**$27**	**$42**	**$11**

NOTES: For laminate center drawer, see page 112. For pull-out collaborative shelf, for desks with breakfront modesty panel, see page 112.

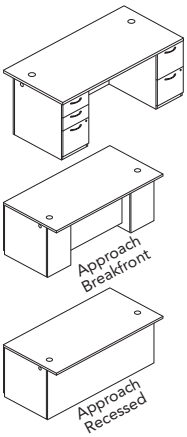

DESCRIPTION	APPROACH SIDE OVERHANG	MODEL	SHIP WEIGHT	CUBE	L1 LIST	L2 UPCHARGES WORKSURFACES	CHASSIS	FRONTS
Double Pedestal Desk — Rectangle Top								
72″W x 36″D x 29½″H, Rectangle Top, Recessed Modesty Panel	6″	**HNL3672DPRR**	292	51.8	**$2558**	**$27**	**$42**	**$11**
66″W x 30″D x 29½″H, Rectangle Top, Flush Modesty Panel		**HNL3066DPRF**	267	40.2	**$2407**	**$21**	**$37**	**$11**
60″W x 30″D x 29½″H, Rectangle Top, Flush Modesty Panel		**HNL3060DPRF**	257	40.2	**$2249**	**$21**	**$48**	**$21**
72″W x 36″D x 29½″H, Rectangle Top, Breakfront Modesty Panel	6-12″	**HNL3672DPRB**	287	51.8	**$2847**	**$27**	**$42**	**$11**
72″W x 36″D x 29½″H, Rectangle Top, Breakfront Frosted Modesty Panel	6-12″	**HNL3672DPRBF**	270	51.8	**$3478**	**$27**	**$42**	**$11**

NOTES: For laminate center drawer, see page 112. For pull-out collaborative shelf, for desks with breakfront modesty panel, see page 112.

NOTES:

- Feature full-to-the-floor pedestals to maximize storage space.
- Double pedestal desks have 3/2 drawer configuration (box/box/file on left pedestal, file/file on right pedestal).
- Single pedestal desks have a box/box/file pedestal.
- One molded black pencil tray is included in each box/box/file pedestal.
- 72″W models are available with Rectangle- or bow-shaped tops.
- Bow top desk models measure 36″D at the crest and 30″D along the end panels.
- Breakfront desk features a floating modesty panel which can be specified in laminate or frosted material. Floating design provides space for optional pull-out collaborative shelf for visitors. See page 112.
- Recessed modesty panel design has a full-width conference overhang, providing worksurface and kneespace for guests.
- 66″W and 60″W desks have a flush modesty panel (i.e., no conference overhang).
- Two cord management grommets, for routing and hiding wires and cables, are located in desktops.
- Grommets can be replaced with optional Power (model HGRMTAC) or USB Hub (HGRMTUSB2).
- Pedestal sides and end panels are standard with pass-through grommets to enable the routing of cords below the worksurface, and connections between workstations.
- See “Modular Components” for cord management options. Worksurfaces/tops, end and modesty panels, and pedestals can be specified with or without grommets.
- Finish of pedestal lock(s) is determined by, and aligned with, the handle finish specified.
- Adjustable hex leveling glides.
- Ship fully assembled.

! Side grommets on pedestal are black only.

HOW TO SPECIFY

Select Model Number	Select Edge Profile and Edge Color	Select Handle and Lock Color	Select Worksurface Grommet Finish	Select Worksurface Color	Select Chassis Color	Select Drawer Front Color
	See page 29	See page 35	**P** Black **T1** Platinum	See page 29	See page 29	See page 29
H N L 3 6 7 2 D P B R .	B H .	E .	T 1 .	H .	H .	H

CONCINNITY™ Desks

GSA SIN 33721

Icon Legend on page 19

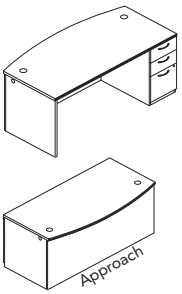

DESCRIPTION	APPROACH SIDE OVERHANG	MODEL	SHIP WEIGHT	CUBE	L1 LIST	L2 UPCHARGES WORKSURFACES	CHASSIS	FRONTS
Single Pedestal Desk — Bow Top								
72″W x 36″D x 29½″H, Right, Recessed Modesty Panel (shown)	6″	**HNL3672RPBR**	238	51.8	**$2427**	**$27**	**$42**	**$11**
72″W x 36″D x 29½″H, Left, Recessed Modesty Panel	6″	**HNL3672LPBR**	238	51.8	**$2427**	**$27**	**$42**	**$11**
72″W x 36″D x 29½″H, Right, Breakfront Modesty Panel	6-12″	**HNL3672RPBB**	237	51.8	**$2737**	**$27**	**$42**	**$11**
72″W x 36″D x 29½″H, Left, Breakfront Modesty Panel	6-12″	**HNL3672LPBB**	237	51.8	**$2737**	**$27**	**$42**	**$11**
72″W x 36″D x 29½″H, Right, Breakfront Frosted Modesty Panel	6-12″	**HNL3672RPBBF**	221	51.8	**$3356**	**$27**	**$42**	**$11**
72″W x 36″D x 29½″H, Left, Breakfront Frosted Modesty Panel	6-12″	**HNL3672LPBBF**	221	51.8	**$3356**	**$27**	**$42**	**$11**

NOTES: For laminate center drawer, see page 112. For pull-out collaborative shelf, for desks with breakfront modesty panel, see page 112.

NOTES:

- Feature full-to-the-floor pedestals to maximize storage space.
- Double pedestal desks have 3/2 drawer configuration (box/box/file on left pedestal, file/file on right pedestal).
- Single pedestal desks have a box/box/file pedestal.
- One molded black pencil tray is included in each box/box/file pedestal.
- 72″W models are available with Rectangle- or bow-shaped tops.
- Bow top desk models measure 36″D at the crest and 30″D along the end panels.
- Formal breakfront or recessed modesty panel.
- Breakfront desk features a floating modesty panel which can be specified in laminate or frosted material. Floating design provides space for optional pull-out collaborative shelf for visitors. See page 112.
- Recessed modesty panel design has a full-width conference overhang, providing worksurface and kneespace for guests.
- 66″W and 60″W desks have a flush modesty panel (i.e., no conference overhang).
- Two cord management grommets, for routing and hiding wires and cables, are located in desktops.
- Grommets can be replaced with optional Power (model HGRMTAC) or USB Hub (HGRMTUSB2).
- Pedestal sides and end panels are standard with pass-through grommets to enable the routing of cords below the worksurface, and connections between workstations.
- See “Modular Components” for cord management options. Worksurfaces/tops, end and modesty panels, and pedestals can be specified with or without grommets.
- Finish of pedestal lock(s) is determined by, and aligned with, the handle finish specified.
- Adjustable hex leveling glides.
- Ship fully assembled.

! Side grommets on pedestal are black only.

HOW TO SPECIFY

Select Model Number	Select Edge Profile and Edge Color	Select Handle and Lock Color	Select Worksurface Grommet Finish	Select Worksurface Color	Select Chassis Color	Select Drawer Front Color
	See page 29	See page 35	**P** Black **T1** Platinum	See page 29	See page 29	See page 29
H N L 3 6 7 2 R P B R .	B H .	E .	T 1 .	H .	H .	H

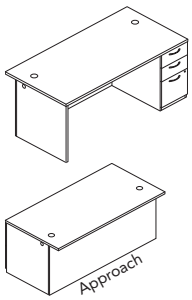

DESCRIPTION	APPROACH SIDE OVERHANG	MODEL	SHIP WEIGHT	CUBE	L1 LIST	L2 UPCHARGES WORKSURFACES	CHASSIS	FRONTS
Single Pedestal Desk — Rectangle Top								
72″W x 36″D x 29½″H, Right, Recessed Modesty Panel (shown)	6″	**HNL3672RPRR**	242	51.8	**$2098**	**$27**	**$42**	**$11**
72″W x 36″D x 29½″H, Left, Recessed Modesty Panel	6″	**HNL3672LPRR**	242	51.8	**$2098**	**$27**	**$42**	**$11**
66″W x 30″D x 29½″H, Right, Flush Modesty Panel		**HNL3066RPRF**	217	40.2	**$2048**	**$21**	**$37**	**$11**
66″W x 30″D x 29½″H, Left, Flush Modesty Panel		**HNL3066LPRF**	217	40.2	**$2048**	**$21**	**$37**	**$11**
72″W x 36″D x 29½″H, Right, Breakfront Modesty Panel	6-12″	**HNL3672RPRB**	242	51.8	**$2501**	**$27**	**$42**	**$11**
72″W x 36″D x 29½″H, Left, Breakfront Modesty Panel	6-12″	**HNL3672LPRB**	242	51.8	**$2501**	**$27**	**$42**	**$11**
72″W x 36″D x 29½″H, Right, Breakfront Frosted Modesty Panel	6-12″	**HNL3672RPRBF**	225	51.8	**$3120**	**$27**	**$42**	**$11**
72″W x 36″D x 29½″H, Left, Breakfront Frosted Modesty Panel	6-12″	**HNL3672LPRBF**	225	51.8	**$3120**	**$27**	**$42**	**$11**

NOTES: For laminate center drawer, see page 112. For pull-out collaborative shelf, for desks with breakfront modesty panel, see page 112.

NOTES:

- Feature full-to-the-floor pedestals to maximize storage space.
- Double pedestal desks have 3/2 drawer configuration (box/box/file on left pedestal, file/file on right pedestal).
- Single pedestal desks have a box/box/file pedestal.
- One molded black pencil tray is included in each box/box/file pedestal.
- 72″W models are available with Rectangle- or bow-shaped tops.
- Bow top desk models measure 36″D at the crest and 30″D along the end panels.
- Formal breakfront or recessed modesty panel.
- Breakfront desk features a floating modesty panel which can be specified in laminate or frosted material. Floating design provides space for optional pull-out collaborative shelf for visitors. See page 112.
- Recessed modesty panel design has a full-width conference overhang, providing worksurface and kneespace for guests.
- 66″W and 60″W desks have a flush modesty panel (i.e., no conference overhang).
- Two cord management grommets, for routing and hiding wires and cables, are located in desktops.
- Grommets can be replaced with optional Power (model HGRMTAC) or USB Hub (HGRMTUSB2).
- Pedestal sides and end panels are standard with pass-through grommets to enable the routing of cords below the worksurface, and connections between workstations.
- See "Modular Components" for cord management options. Worksurfaces/tops, end and modesty panels, and pedestals can be specified with or without grommets.
- Finish of pedestal lock(s) is determined by, and aligned with, the handle finish specified.
- Adjustable hex leveling glides.
- Ship fully assembled.

! Side grommets on pedestal are black only.

HOW TO SPECIFY

Select Model Number	Select Edge Profile and Edge Color	Select Handle and Lock Color	Select Worksurface Grommet Finish	Select Worksurface Color	Select Chassis Color	Select Drawer Front Color
	See page 29	See page 35	**P** Black **T1** Platinum	See page 29	See page 29	See page 29
H N L 3 6 7 2 R P R R .	B H .	E .	T 1 .	H .	H .	H

CONCINNITY™ Peninsulas

GSA SIN 33721

Icon Legend on page 19

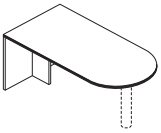

Support column sold separately

DESCRIPTION	MODEL	SHIP WEIGHT	CUBE	L1 LIST	L2 UPCHARGES WORKSURFACE	L2 UPCHARGES CHASSIS
Bullet Peninsula with End Panel						
72″W x 36″D x 29½″H	**HNL3672BUEP**	131	6.6	**$1177**	**$27**	**$42**
72″W x 30″D x 29½″H	**HNL3072BUEP**	112	5.6	**$1027**	**$21**	**$27**
66″W x 30″D x 29½″H	**HNL3066BUEP**	105	5.1	**$919**	**$21**	**$37**

NOTES: For use in "U" or "L" shaped furniture layouts; not to be used freestanding. Comprised of top and end/brace panels (Note: Must specify support column; sold separately). Cord routing notch in the brace panel. Adjustable hex leveling glides. For cord grommet options, see "Modular Components". Options include center drawers and modesty panels. Modesty panel is available in laminate or frosted material. Ships EZ.

Not designed to be used freestanding.

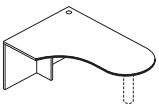

Right-hand model HNL4872JREP shown

Support column sold separately

Jetty Peninsula with End Panel						
72″W x 30/48″D x 29½″H, Right	**HNL4872JREP**	147	8.9	**$1414**	**$32**	**$27**
72″W x 30/48″D x 29½″H, Left	**HNL4872JLEP**	147	8.9	**$1414**	**$32**	**$27**
72″W x 30/42″D x 29½″H, Right	**HNL4272JREP**	134	17.0	**$1316**	**$32**	**$27**
72″W x 30/42″D x 29½″H, Left	**HNL4272JLEP**	134	17.0	**$1316**	**$32**	**$27**

NOTES: Worksurface designed and sized to efficiently serve as both a computing and conferencing space. Two sizes, 42″D and 48″D. The 48″D unit is specifically intended to be used with the 48″D extended corner modular top/back components to form a two-piece U-shaped workstation with a 42″ cockpit area. For use in "U" or "L" shaped furniture layouts; not to be used freestanding. Comprised of top and end/brace panels (Note: Must specify support column; sold separately). One cord management grommet in the top; cord routing notch in the brace panel. Adjustable hex leveling glides. Field installable modesty panel is optional. Ships EZ.

Not designed to be used freestanding.

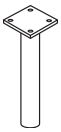

DESCRIPTION	MODEL	SHIP WEIGHT	CUBE	LIST PRICE
Support Column for Bullet and Jetty Peninsulas 3″ Diameter. Specify: HPC190X.P. **Black only.**	**HPC190X**	12 S	1.0	**$219**
Support Column for Bullet and Jetty Peninsulas 3″ Diameter. Specify: HPC191X.X. **Available in Silver only.**	**HPC191X**	12 S	1.0	**$219**

Support Column must be specified/ordered with Bullet and Jetty peninsulas.

NOTES:

- See pages 98-102 for shared components.

HOW TO SPECIFY

Select Model Number

H N L 3 6 7 2 B U E P .

Select Edge Profile and Edge Color

See page 29

B H .

Select Worksurface Color

See page 29

H .

Select Chassis Color

See page 29

H

Select Model Number

H N L 4 8 7 2 J R E P .

Select Edge Profile and Edge Color

See page 29

B H .

Select Worksurface Grommet Finish

P Black
T1 Platinum

P .

Select Worksurface Color

See page 29

H .

Select Chassis Color

See page 29

H

CONCINNITY™ Peninsulas

DESCRIPTION	MODEL	SHIP WEIGHT	CUBE	LIST PRICE BY PAINT GRADE P1	P2	P3
Post Leg Base 28½″H x 2″ square	**HLSL28P**	15	1.0	**$385**	**$390**	**$406**
NOTES: Can only be used as the outbound support in a peninsula or island extension worksurface application. Glides have 2″ of adjustability. Ship 1/pack. **SPECIFYING EXAMPLE: HLSL28P.T1**						

DESCRIPTION	MODEL	SHIP WEIGHT	CUBE	LIST PRICE
Field Installable Modesty Panel for Bullet and Jetty Peninsulas, Laminate (Vertical Grain) 50¼″W x ¾″Thick x 18″H	**HPC180W**	28	3.6	**$294**
NOTES: Center drawer model H1522 can be used in conjunction with laminate modesty panel model HPC180W. Cord pass-through notch in top corner. **SPECIFYING EXAMPLE: HPC180W.H**				
Field Installable Modesty Panel for Bullet and Jetty Peninsulas, Frosted with Silver Frame 50¼″W x ¾″Thick x 18″H	**HPC180G**	33	1.5	**$941**
! Cord pass-through notch is not available on the Frosted/Silver model HPC180G. Notch is on laminate model HPC180W only. ! Center drawers not designed to be used with the frosted/silver modesty panel model HPC180G.				

NOTES:
- See pages 98-102 for shared components.

HOW TO SPECIFY

Select Model Number

H	L	S	L	2	8	P

CONCINNITY™ Corner Unit

GSA SIN 33721

Icon Legend on page 19

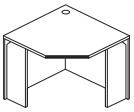

DESCRIPTION	MODEL	SHIP WEIGHT	CUBE	L1 LIST	L2 UPCHARGES WORKSURFACE	L2 UPCHARGES CHASSIS
Corner Unit 24″W x 36″D x 24″ x 29½″H	**HNL3636CU**	109	26.4	**$1238**	**$16**	**$21**

NOTES: Designed for use with 24″D returns or bridges. Can be used freestanding. Can be used with two 36″W modular returns to achieve an efficient 6′ x 6′ layout. One cord management grommet in the top; cord routing notches in the leg panels. The worksurface grommet can be replaced with optional power (model HGRMTAC) or USB (model HGRMTUSB2) hub. Adjustable hex leveling glides. When connected to a 42″W return or modular return, the 78″W stack-on storage unit spans the total depth dimension (78″D). When connected to a 36″W modular return, the 72″W stack-on storage unit spans the total depth dimension (72″D). Edgebanding on the corner unit is profiled on the user's side and flat on the back (approach side) and ends. Ships fully assembled.

NOTES:

- **For Extended Corner Worksurface sizes, see "Modular Components" on page 41.**

HOW TO SPECIFY

Select Model Number	Select Edge Profile and Edge Color	Select Worksurface Grommet Finish	Select Worksurface Color	Select Chassis Color
	See page 29	**P** Black **T1** Platinum	See page 29	See page 29
H N L 3 6 3 6 C U .	B H .	P .	H .	H

GSA SIN 33721

Icon Legend on page 19

CONCINNITY™ Credenzas

DESCRIPTION	MODEL	SHIP WEIGHT	CUBE	L1 LIST	L2 UPCHARGES WORKSURFACES	CHASSIS	FRONTS
Credenza with Storage							
72″W x 24″D x 29½″H	**HNL2472DPS**	323	35.6	**$3144**	**$21**	**$48**	**$42**

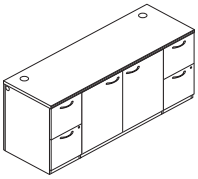

NOTES: For use behind a desk or as a stand-alone storage piece. Four file drawers, 2-left, 2-right and one storage cabinet with hinged doors. One adjustable shelf, which adjusts in 2½″ increments, behind doors. Drawers lock. Finish of locks is determined by, and aligned with, the handle finish specified. Storage cabinet doors are non-locking.

Credenza with Kneespace							
72″W x 24″D x 29½″H	**HNL2472DPK**	247	35.6	**$2380**	**$21**	**$42**	**$21**
66″W x 24″D x 29½″H	**HNL2466DPK**	239	32.7	**$2271**	**$21**	**$42**	**$21**
60″W x 24″D x 29½″H	**HNL2460DPK**	230	29.9	**$2235**	**$21**	**$37**	**$21**

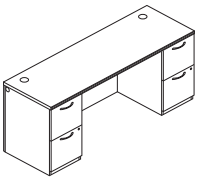

NOTES: For use behind a desk or as a stand-alone storage piece. Four locking file drawers, 2-left, 2-right. Finish of locks determined by, and aligned with, the handle finish specified.

Credenza, Single Pedestal							
72″W x 24″D x 29½″H, Right	**HNL2472RP**	199	35.6	**$1898**	**$21**	**$37**	**$11**
72″W x 24″D x 29½″H, Left	**HNL2472LP**	199	35.6	**$1898**	**$21**	**$37**	**$11**

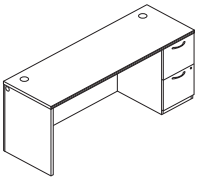

NOTES: Primary use is as part of a connected U-shaped workstation with a bridge and single pedestal desk. Two locking file drawers. Finish of lock determined by, and aligned with, the handle finish specified. Can be used with modular or mobile pedestals.

Credenza with Lateral File							
72″W x 24″D x 29½″H, Right	**HNL2472RLC**	245	35.6	**$2074**	**$21**	**$37**	**$21**
72″W x 24″D x 29½″H, Left	**HNL2472LLC**	245	35.6	**$2074**	**$21**	**$37**	**$21**

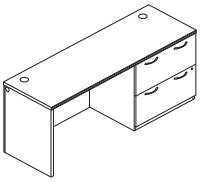

NOTES: Storage file measures 30″W (36″W can be specified using modular components). Mechanical interlock inhibits the extension of more than one drawer at a time. Finish of lock is determined by, and aligned with, the handle finish specified. Can be used with modular or mobile pedestals.

NOTES:

- Optional 72″W, 66″W and 60″W stack-on sizes maximize storage space.
- Two cord management grommets, for routing and hiding wires and cables, are located in top.
- Modesty panel and pedestal grommets are black only.
- A cord pass-through grommet is located in the sides of the pedestal and top center of the back (modesty panel) to facilitate reaching wall electrical outlets.
- Worksurfaces/tops, end and modesty panels, and pedestals can be specified with or without grommets. See “Modular Components” on page 48 for cord management options.
- For paper organizers, see pages 715-717.

HOW TO SPECIFY

Select Model Number	Select Edge Profile and Edge Color	Select Handle and Lock Color	Select Worksurface Grommet Finish	Select Worksurface Color	Select Chassis Color	Select Drawer Front Color
	See page 29	See page 35	**P** Black **T1** Platinum	See page 29	See page 29	See page 29
H N L 2 4 7 2 D P S .	B H .	E .	T 1 .	H .	H .	H

CONCINNITY™ Low Credenzas

GSA SIN 33721

Icon Legend on page 19

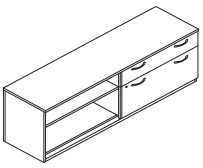

DESCRIPTION	MODEL	SHIP WEIGHT	CUBE	L1 LIST	L2 UPCHARGES WORKSURFACES	CHASSIS	FRONTS
Low Credenza (Bench-Height)							
72″W x 20″D x 21½″H, Drawers Right, Bookcase Left (shown)	**HNL207221RD2**	219	21.6	**$1844**	**$16**	**$27**	**$21**
72″W x 20″D x 21½″H, Drawers Left, Bookcase Right	**HNL207221LD2**	219	21.6	**$1844**	**$16**	**$27**	**$21**
60″W x 20″D x 21½″H, Drawers Right, Bookcase Left	**HNL206021RD2**	187	18.1	**$1657**	**$21**	**$16**	**$21**
60″W x 20″D x 21½″H, Drawers Left, Bookcase Right	**HNL206021LD2**	187	18.1	**$1657**	**$21**	**$16**	**$21**

NOTES: Combination storage design comprised of two locking drawers (1-box/supply and 1-file) plus a bookcase. File drawers include integrated hangrails for letter- or legal-sized folders. Bookcase has one adjustable shelf; adjusts in 2½″ increments.

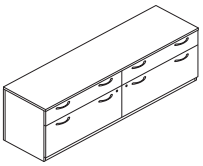

Low Credenza, 2 Box/2 File							
72″W x 20″D x 21½″H	**HNL207221D4**	308	21.6	**$2243**	**$16**	**$27**	**$42**
60″W x 20″D x 21½″H	**HNL206021D4**	260	18.1	**$1986**	**$16**	**$21**	**$42**

NOTES: Four locking drawers (2-box/supply and 2-file). File drawers include integrated hangrails for letter- or legal-sized folders.

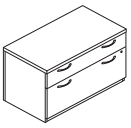

Low Credenza, Box/File							
36″W x 20″D x 21½″H	**HNL203621D2**	143	11.8	**$1300**	**$11**	**$16**	**$21**
30″W x 20″D x 21½″H	**HNL203021D2**	121	10.0	**$1221**	**$11**	**$16**	**$21**

NOTES: Unit contains two drawers, one box and one lateral file.

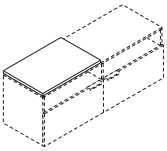

DESCRIPTION	MODEL	SHIP WEIGHT	CUBE	LIST PRICE BY FABRIC GRADE 1	2	3	4	5	6
Credenza Cushion									
36″W x 20″D x 1″H for 72″ and 36″W Low Credenzas	**HLSL2036CH2**	11	2.2	**$541**	**$581**	**$621**	**$662**	**$713**	**$765**
30″W x 20″D x 1″H for 60″ and 30″W Low Credenzas	**HLSL2030CH2**	9	1.9	**$501**	**$539**	**$577**	**$614**	**$662**	**$712**

NOTES: See pages 22-24 for available fabrics.
Seat cushions are optional; HLSL2036CH2 for 72″ and 36″W, HLSL2030CH2 for 60″ and 30″W.

! For model HLSL2030CH2 must order two cushions to cover entire 60″ Credenza surface.

SPECIFYING EXAMPLE: HLSL2036CH2.APN23

NOTES:

- Versatile, space-saving solutions double as a compact storage unit and convenient bench seat.
- When combined with 29½″H worksurfaces, the 21½″H credenzas can be positioned to create multi-level, overlapping surfaces that optimize floor space, organization and display needs.
- The distinct, clean horizontal planes provide a light scale, layered look.
- Low-heights help facilitate team collaboration.
- Overlapping surfaces can be supported by a 28½″H or 7″H O-leg or 7″H laminate end panel.

HOW TO SPECIFY

Select Model Number	Select Edge Profile and Edge Color	Select Handle and Lock Color	Select Top Color	Select Chassis Color	Select Drawer Front Color
	See page 29	See page 35	See page 29	See page 29	See page 29
H N L 2 0 7 2 2 1 R D 2 .	B H .	E .	H .	H .	H

GSA SIN 33721

Icon Legend on page 19

CONCINNITY™ Returns

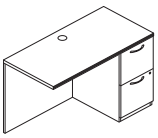

DESCRIPTION	MODEL	SHIP WEIGHT	CUBE	L1 LIST	L2 UPCHARGES WORKSURFACES	CHASSIS	FRONTS
Return							
48″W x 24″D x 29½″H, Right (shown)	**HNL2448RP**	141	24.8	**$1363**	**$16**	**$16**	**$11**
48″W x 24″D x 29½″H, Left	**HNL2448LP**	141	24.8	**$1363**	**$16**	**$16**	**$11**
42″W x 24″D x 29½″H, Right	**HNL2442RP**	132	22.0	**$1305**	**$16**	**$16**	**$11**
42″W x 24″D x 29½″H, Left	**HNL2442LP**	132	22.0	**$1305**	**$16**	**$16**	**$11**

NOTES: For L-shaped workstations. Connects to single pedestal desk, peninsula (bullet or jetty), or component worksurface with end panel. Drawers lock. Finish of lock is determined by, and aligned with, the handle finish specified. Formal, full-height modesty panel. One cord grommet in top for routing and hiding wires and cables. One cord pass-through grommet is located in the sides of the pedestal and top center of the back (modesty panel) to facilitate reaching wall electrical outlets. Specification logic includes the grommet finish for tops; choose from Black (P) or Platinum (T1). Modesty panel and pedestal grommets are black only. Edgebanding on 42″W and 48″W returns is profiled on the user's side and flat on the back (approach side) and ends. Woodgrain direction on worksurface runs vertical (i.e., front-to-back). Smaller and larger return sizes can be specified using modular worksurface and modesty panel components. Optional stack-on solutions maximize storage space. Ship fully assembled.

See chart on page 48 for cord management options. Worksurfaces/tops, end and modesty panels, and pedestals can be specified with or without grommets. For easy access to wall electrical outlets, options include a short (10″) modesty panel or no back panel.

For paper organizers, see pages 715-717.

HOW TO SPECIFY

Select Model Number	Select Edge Profile and Edge Color	Select Handle and Lock Color	Select Worksurface Grommet Finish	Select Worksurface Color	Select Chassis Color	Select Drawer Front Color
	See page 29	See page 35	**P** Black **T1** Platinum	See page 29	See page 29	See page 29
H N L 2 4 4 8 R P .	B H .	E .	T 1 .	H .	H .	H

CONCINNITY™ Bridges

GSA SIN 33721

Icon Legend on page 19

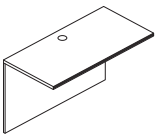

DESCRIPTION	MODEL	SHIP WEIGHT	CUBE	L1 LIST	L2 UPCHARGES WORKSURFACES	L2 UPCHARGES CHASSIS
Bridge						
48″W x 24″D x 29½″H	**HNL2448BF**	71	3.0	**$589**	**$16**	**$16**
42″W x 24″D x 29½″H	**HNL2442BF**	62	2.5	**$563**	**$16**	**$16**

NOTES: For U-shaped workstation layouts. Connects single pedestal desk, peninsula (bullet or jetty), or component worksurface to corner unit or to single pedestal credenza, credenza with lateral file, or rectangle worksurface. Formal, full-height modesty panel. One cord grommet in top for routing and hiding wires and cables. One cord pass-through grommet in top center of back (modesty panel). Specification logic includes the grommet finish for tops; choose from Black (P) or Platinum (T1). Clear inside depth 22⅞″D. Edgebanding on 42″W and 48″W bridges is profiled on the user's side and flat on the back (approach side) and ends. Woodgrain direction on worksurface runs vertical (i.e., front-to-back). Additional sizes, including 30″W and 36″W for use with corner or extended corner units, as well as jetty peninsulas, can be specified using modular worksurface and modesty panel components. Ship — quick, simple assembly.

See chart on page 48 for cord management options. Worksurfaces/tops and modesty panels can be specified with or without grommets. For easy access to wall electrical outlets, options include a short (10″) modesty panel or no back panel.

HOW TO SPECIFY

Select Model Number	Select Edge Profile and Edge Color	Select Worksurface Grommet Finish	Select Worksurface Color	Select Chassis Color
	See page 29	**P** Black **T1** Platinum	See page 29	See page 29
H N L 2 4 4 8 B F .	B H .	P .	H .	H

GSA SIN 33721

Icon Legend on page 19

CONCINNITY™ Stack-on Storage

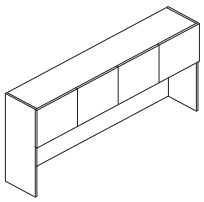

DESCRIPTION	MODEL	SHIP WEIGHT	CUBE	L1 LIST	L2 UPCHARGES CHASSIS	L2 UPCHARGES FRONTS
Stack-on Storage, Laminate Doors						
78″W x 15″D x 35¼″H — 4 doors, 2 compartments	**HNL3678LD**	173	31.8	**$1731**	**$48**	**$21**
72″W x 15″D x 35¼″H — 4 doors, 2 compartments	**HNL3672LD**	162	29.0	**$1660**	**$37**	**$21**
66″W x 15″D x 35¼″H — 4 doors, 2 compartments	**HNL3666LD**	151	26.7	**$1639**	**$37**	**$21**
60″W x 15″D x 35¼″H — 4 doors, 2 compartments	**HNL3660LD**	139	24.3	**$1494**	**$37**	**$21**
48″W x 15″D x 35¼″H — 3 doors, 2 compartments	**HNL3648LD**	117	19.6	**$1348**	**$32**	**$21**
42″W x 15″D x 35¼″H — 2 doors, 1 compartment	**HNL3642LD**	100	18.1	**$1316**	**$32**	**$11**
36″W x 15″D x 35¼″H — 2 doors, 1 compartment	**HNL3636LD**	88	15.3	**$1112**	**$32**	**$11**

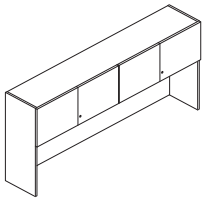

Stack-on Storage, Laminate Locking Doors						
78″W x 15″D x 35¼″H — 4 doors, 2 compartments	**HNL3678LL**	173	31.8	**$1844**	**$48**	**$21**
72″W x 15″D x 35¼″H — 4 doors, 2 compartments	**HNL3672LL**	162	29.0	**$1767**	**$37**	**$21**
66″W x 15″D x 35¼″H — 4 doors, 2 compartments	**HNL3666LL**	151	26.7	**$1745**	**$37**	**$21**
60″W x 15″D x 35¼″H — 4 doors, 2 compartments	**HNL3660LL**	139	24.3	**$1600**	**$37**	**$21**
48″W x 15″D x 35¼″H — 3 doors, 2 compartments	**HNL3648LL**	117	19.6	**$1428**	**$32**	**$21**
42″W x 15″D x 35¼″H — 2 doors, 1 compartment	**HNL3642LL**	100	18.1	**$1368**	**$32**	**$11**
36″W x 15″D x 35¼″H — 2 doors, 1 compartment	**HNL3636LL**	88	15.3	**$1167**	**$32**	**$11**

Lock available in Black (P) or Satin (SA) finish. Lock is core removable. Keyed alike cores must be ordered separately. For stack-on and wall mount storage with locking hinged doors, specify model HF27B (Black) or HF27S (Satin) and the key number, see page 699. Model HNL3648LL has one lock, which secures two of the three doors.

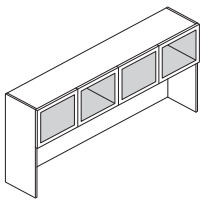

Stack-on Storage, Frosted Doors with Silver Frame						
78″W x 15″D x 35¼″H — 4 doors, 2 compartments	**HNL3678FD**	153	31.8	**$2565**	**$48**	**N/A**
72″W x 15″D x 35¼″H — 4 doors, 2 compartments	**HNL3672FD**	143	29.0	**$2493**	**$37**	**N/A**
66″W x 15″D x 35¼″H — 4 doors, 2 compartments	**HNL3666FD**	134	26.7	**$2471**	**$37**	**N/A**
60″W x 15″D x 35¼″H — 4 doors, 2 compartments	**HNL3660FD**	124	24.3	**$2325**	**$37**	**N/A**
48″W x 15″D x 35¼″H — 3 doors, 2 compartments	**HNL3648FD**	104	19.6	**$1973**	**$32**	**N/A**
42″W x 15″D x 35¼″H — 2 doors, 1 compartment	**HNL3642FD**	89	18.1	**$1736**	**$32**	**N/A**
36″W x 15″D x 35¼″H — 2 doors, 1 compartment	**HNL3636FD**	79	15.3	**$1532**	**$32**	**N/A**

Frosted/silver door units do not have a lock option.

NOTES:
- 35¼″H stack-on storage models ship fully assembled.
- Fully enclosed back provides privacy; includes a 1¼″, full-width pass-through for 3-prong electrical plugs; facilitates routing cords and reaching wall electrical outlets.
- Lower back panel can be attached with cord pass-through at bottom next to the worksurface or at top for close proximity to task light cord.
- Lower back panel can be removed to facilitate collaboration in teaming configurations.
- Valance hides task light.
- Vertical clearance for computer monitor is 20″.
- Laminate vertical paper organizer (HLVPM1) sized to fit below storage compartments.
- Doors are sized to overlap the top, end panels and light valance, to provide a clean design.
- Laminate and frosted/silver door units are equipped with self-closing, adjustable hinges.
- Laminate hinged door units are available with or without a lock.
- For task lights and paper organizers, see pages 714-718.

HOW TO SPECIFY

Select Model Number

H N L 3 6 7 2 L D .

Select Chassis Color

See page 29

H .

Select Door Front Color

See page 29

H

Select Model Number

H N L 3 6 7 2 L L .

Select Lock Finish

See page 29

P .

Select Chassis Color

See page 29

H .

Select Door Front Color

See page 29

H

Select Model Number

H N L 3 6 7 2 F D .

Select Chassis Color

See page 29

H

CONCINNITY™ Stack-on Storage

GSA SIN 33721

Icon Legend on page 19

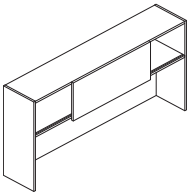

DESCRIPTION	MODEL	SHIP WEIGHT	CUBE	L1 LIST	L2 UPCHARGES CHASSIS	L2 UPCHARGES FRONTS
Stack-on Storage, Sliding Door						
78″W x 15″D x 35¼″H	**HNL3678SD**	161	31.8	**$1660**	**$48**	**$21**
72″W x 15″D x 35¼″H	**HNL3672SD**	151	29.0	**$1610**	**$37**	**$21**
66″W x 15″D x 35¼″H	**HNL3666SD**	141	26.7	**$1484**	**$37**	**$21**
60″W x 15″D x 35¼″H	**HNL3660SD**	131	24.3	**$1444**	**$37**	**$21**
48″W x 15″D x 35¼″H	**HNL3648SD**	110	19.6	**$1365**	**$32**	**$21**

NOTES: Sliding door units have one door per cabinet; standard with black lock, which is located on inside vertical support panel. Lock is core removable. Keyed alike cores must be ordered separately. For stack-on and wall mount storage with sliding door, specify model HF23B (Black) and the key number, see page 699. Sliding door availability limited to select sizes.

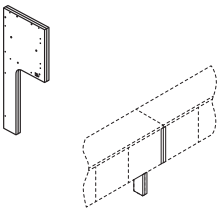

Stack-on Space Saver End Panels

¾″W x 14¼″D x 35¼″H	**HNL3605SSEP**	14	1.7	**$500**	**$16**	**N/A**

NOTES: Two field installable end panels (1-right; 1-left) for use in ganging two stack-on storage units. Combining stack-on allows users to span longer worksurfaces, including 84″ (2 - 42″W), 96″ (2 - 48″W), 120″ (2 - 60″W), and 144″ (2 - 72″W). Narrow, space-saving panel size replaces the full 15″D end panels to expand worksurface space. The 4¼″ right end panel is to replace the standard 15″D right end panel on one stack-on storage unit, the 4¼″ left end panel is to replace the standard 15″D left end panel on a separate, adjacent stack-on storage unit that is in linear alignment with the first unit. Kit includes: (2) narrow end panel supports; European-style fasteners; dowels; joint connector bolts with sleeve nuts (for ganging stack-on storage units). Can be used to connect up to two stack-on storage units in a line (requires 1 kit). Can be specified in a woodgrain or solid laminate color only.

SPECIFYING EXAMPLE: HNL3605SSEP.H

NOTES:

- 35¼″H stack-on storage models ship fully assembled.
- Fully enclosed back provides privacy; includes a 1¼″, full-width pass-through for 3-prong electrical plugs; facilitates routing cords and reaching wall electrical outlets.
- Lower back panel can be attached with cord pass-through at bottom next to the worksurface or at top for close proximity to task light cord.
- Lower back panel can be removed to facilitate collaboration in teaming configurations.
- Valance hides task light.
- Vertical clearance for computer monitor is 20″.
- Laminate vertical paper organizer (HLVPM1) sized to fit below storage compartments.
- Doors are sized to overlap the top, end panels and light valance, to provide a clean design.
- Laminate and frosted/silver door units are equipped with self-closing, adjustable hinges.
- Laminate hinged door units are available with or without a lock.
- For task lights and paper organizers, see pages 714-718.

HOW TO SPECIFY

Select Model Number

H N L 3 6 7 2 S D .

Select Chassis Color

See page 29

H .

Select Door Front Color

See page 29

H

GSA SIN 33721

Icon Legend on page 19

CONCINNITY™ Stack-on Storage

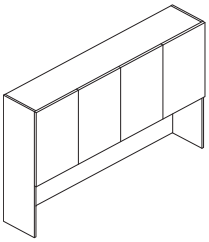

DESCRIPTION	MODEL	SHIP WEIGHT	CUBE	L1 LIST	L2 UPCHARGES CHASSIS	L2 UPCHARGES FRONTS
Stack-on Storage, Laminate Doors						
78″W x 15″D x 48⅝″H — 4 doors, 2 compartments	**HNL4978LD**	264	31.3	**$2336**	**$63**	**$21**
72″W x 15″D x 48⅝″H — 4 doors, 2 compartments	**HNL4972LD**	243	29.1	**$2149**	**$53**	**$21**
66″W x 15″D x 48⅝″H — 4 doors, 2 compartments	**HNL4966LD**	229	26.8	**$2032**	**$53**	**$21**
60″W x 15″D x 48⅝″H — 4 doors, 2 compartments	**HNL4960LD**	212	24.5	**$1890**	**$53**	**$21**
48″W x 15″D x 48⅝″H — 3 doors, 2 compartments	**HNL4948LD**	175	26.4	**$1803**	**$48**	**$21**
42″W x 15″D x 48⅝″H — 2 doors, 1 compartment	**HNL4942LD**	149	23.2	**$1581**	**$48**	**$21**
36″W x 15″D x 48⅝″H — 2 doors, 1 compartment	**HNL4936LD**	145	20.3	**$1529**	**$48**	**$21**

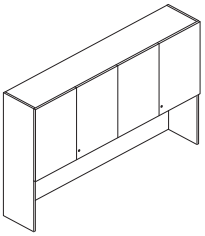

Stack-on Storage, Laminate Locking Doors						
78″W x 15″D x 48⅝″H — 4 doors, 2 compartments	**HNL4978LL**	264	31.3	**$2442**	**$63**	**$21**
72″W x 15″D x 48⅝″H — 4 doors, 2 compartments	**HNL4972LL**	243	29.1	**$2256**	**$53**	**$21**
66″W x 15″D x 48⅝″H — 4 doors, 2 compartments	**HNL4966LL**	229	26.8	**$2139**	**$53**	**$21**
60″W x 15″D x 48⅝″H — 4 doors, 2 compartments	**HNL4960LL**	212	24.5	**$1996**	**$53**	**$21**
48″W x 15″D x 48⅝″H — 3 doors, 2 compartments	**HNL4948LL**	175	26.4	**$1881**	**$48**	**$21**
42″W x 15″D x 48⅝″H — 2 doors, 1 compartment	**HNL4942LL**	149	23.2	**$1634**	**$48**	**$21**
36″W x 15″D x 48⅝″H — 2 doors, 1 compartment	**HNL4936LL**	145	20.3	**$1583**	**$48**	**$21**

Lock available in Black (P) or Satin (SA) finish. Lock is core removable. Keyed alike cores must be ordered separately. For stack-on and wall mount storage with locking hinged doors, specify model HF27B (Black) or HF27S (Satin) and the key number, see page 699. Model HNL4948LL has one lock, which secures two of the three doors.

NOTES:

- 48⅝″H units have a fixed, intermittent shelf; storage space above and below the shelf is 12⅝″.
- Product applications are detailed on pages 37-38.
- Fully enclosed back provides privacy; includes a 1¼″, full-width pass-through for 3-prong electrical plugs; facilitates routing cords and reaching wall electrical outlets.
- Lower back panel can be attached with cord pass-through at bottom next to the worksurface or at top for close proximity to task light cord.
- Lower back panel can be removed to facilitate collaboration in teaming configurations.
- Valance hides task light.
- Vertical clearance for computer monitor is 20″.
- Laminate vertical paper organizer (HLVPM1) sized to fit below storage compartments.
- Doors are sized to overlap the top, end panels and light valance, to provide a clean design.
- Laminate and frosted/silver door units are equipped with self-closing, adjustable hinges.
- Laminate hinged door units are available with or without a lock.
- For task lights and paper organizers, see pages 714-718.

HOW TO SPECIFY

Select Model Number

H N L 4 9 7 8 L D .

Select Chassis Color

See page 29

H .

Select Door Front Color

See page 29

H

Select Model Number

H N L 4 9 7 8 L L .

Select Lock Finish

See page 29

P .

Select Chassis Color

See page 29

H .

Select Door Front Color

See page 29

H

CONCINNITY™ Stack-on Storage

GSA SIN 33721

Icon Legend on page 19

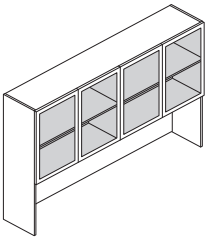

DESCRIPTION	MODEL	SHIP WEIGHT	CUBE	L1 LIST	L2 UPCHARGES CHASSIS	L2 UPCHARGES FRONTS
Stack-on Storage, Frosted Doors with Silver Frame						
78″W x 15″D x 48⅝″H — 4 doors, 2 compartments	**HNL4978FD**	225	31.3	**$3583**	**$63**	**N/A**
72″W x 15″D x 48⅝″H — 4 doors, 2 compartments	**HNL4972FD**	207	29.1	**$3396**	**$53**	**N/A**
66″W x 15″D x 48⅝″H — 4 doors, 2 compartments	**HNL4966FD**	196	26.8	**$3280**	**$53**	**N/A**
60″W x 15″D x 48⅝″H — 4 doors, 2 compartments	**HNL4960FD**	182	24.5	**$3133**	**$53**	**N/A**
48″W x 15″D x 48⅝″H — 3 doors, 2 compartments	**HNL4948FD**	152	26.4	**$2739**	**$48**	**N/A**
42″W x 15″D x 48⅝″H — 2 doors, 1 compartment	**HNL4942FD**	128	23.2	**$2209**	**$48**	**N/A**
36″W x 15″D x 48⅝″H — 2 doors, 1 compartment	**HNL4936FD**	114	20.3	**$2156**	**$48**	**N/A**

Frosted/silver door units do not have a lock option.

NOTES:

- 48⅝″H units have a fixed, intermittent shelf; storage space above and below the shelf is 12⅝″.
- Product applications are detailed on pages 37-38.
- Fully enclosed back provides privacy; includes a 1¼″, full-width pass-through for 3-prong electrical plugs; facilitates routing cords and reaching wall electrical outlets.
- Lower back panel can be attached with cord pass-through at bottom next to the worksurface or at top for close proximity to task light cord.
- Lower back panel can be removed to facilitate collaboration in teaming configurations.
- Valance hides task light.
- Vertical clearance for computer monitor is 20″.
- Laminate vertical paper organizer (HLVPM1) sized to fit below storage compartments.
- Doors are sized to overlap the top, end panels and light valance, to provide a clean design.
- Laminate and frosted/silver door units are equipped with self-closing, adjustable hinges.
- Laminate hinged door units are available with or without a lock.
- For task lights and paper organizers, see pages 714-718.

HOW TO SPECIFY

Select Model Number

H N L 4 9 7 8 F D .

Select Chassis Color

See page 29

H

GSA SIN 33721

Icon Legend on page 19

CONCINNITY™ Stack-on Storage

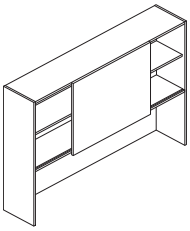

DESCRIPTION	MODEL	COM	SHIP WEIGHT	CUBE	L1 LIST	L2 UPCHARGES CHASSIS	L2 UPCHARGES FRONTS
Stack-on Storage, Sliding Door							
78″W x 15″D x 48⅝″H	**HNL4978SD**		236	31.3	**$2371**	**$63**	**$21**
72″W x 15″D x 48⅝″H	**HNL4972SD**		221	29.1	**$2243**	**$53**	**$21**
66″W x 15″D x 48⅝″H	**HNL4966SD**		207	26.8	**$2191**	**$53**	**$21**
60″W x 15″D x 48⅝″H	**HNL4960SD**		192	24.5	**$1932**	**$53**	**$21**
48″W x 15″D x 48⅝″H	**HNL4948SD**		162	26.4	**$1840**	**$48**	**$21**

NOTES: Sliding door units have one door per cabinet; standard with black lock, which is located on inside vertical support panel. Lock is core removable. Keyed alike cores must be ordered separately. For stack-on and wall mount storage with sliding door, specify model HF23B (Black) and the key number, see page 699. Sliding door availability limited to select sizes.

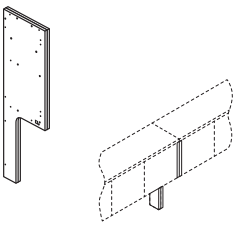

Stack-on Space Saver End Panels

¾″W x 14¼″D x 48⅝″H	**HNL4905SSEP**		23	2.2	**$672**	**$16**	**N/A**

NOTES: Two field installable end panels (1-right; 1-left) for use in ganging two stack-on storage units. Combining stack-on allows users to span longer worksurfaces, including 84″ (2 - 42″W), 96″ (2 - 48″W), 120″ (2 - 60″W), and 144″ (2 - 72″W). Narrow, space-saving panel size replaces the full 15″D end panels to expand worksurface space. The 4¼″ right end panel is to replace the standard 15″D right end panel on one stack-on storage unit, the 4¼″ left end panel is to replace the standard 15″D left end panel on a separate, adjacent stack-on storage unit that is in linear alignment with the first unit. Kit includes: (2) narrow end panel supports; European-style fasteners; dowels; joint connector bolts with sleeve nuts (for ganging stack-on storage units). Can be used to connect up to two stack-on storage units in a line (requires 1 kit). Can be specified in a woodgrain or solid laminate color only.
SPECIFYING EXAMPLE: HNL4905SSEP.H

Tackboards for use with Stack-on Storage

75″W - for 78″W	**H90057**	3.0	13	3.2	**$427**	**N/A**	**N/A**
69″W - for 72″W	**H90056**	2.0	12	2.7	**$405**	**N/A**	**N/A**
63″W - for 66″W	**H90055**	2.0	11	2.5	**$385**	**N/A**	**N/A**
57″W - for 60″W	**H90054**	2.0	10	2.2	**$339**	**N/A**	**N/A**
45″W - for 48″W	**H90053**	2.0	8	1.8	**$325**	**N/A**	**N/A**
39″W - for 42″W	**H90052**	2.0	7	1.6	**$300**	**N/A**	**N/A**
33″W - for 36″W	**H90051**	1.0	6	1.4	**$264**	**N/A**	**N/A**
26¾″W	**H90050**	1.0	5	1.2	**$264**	**N/A**	**N/A**

NOTES: Specify fabric, see pages 25-26. Upcharges may apply to premium fabric grades.

Disperse (DISP) fabric not available on sizes wider than 60″. Analog (ANLG) and Exchange (EXG) not available on sizes wider than 60″.
SPECIFYING EXAMPLE: H90057.APN15

NOTES:
- 48⅝″H units have a fixed, intermittent shelf; storage space above and below the shelf is 12⅝″.
- Fully enclosed back provides privacy; includes a 1¼″, full-width pass-through for 3-prong electrical plugs; facilitates routing cords and reaching wall electrical outlets.
- Lower back panel can be attached with cord pass-through at bottom next to the worksurface or at top for close proximity to task light cord.
- Lower back panel can be removed to facilitate collaboration in teaming configurations.
- Valance hides task light.
- Vertical clearance for computer monitor is 20″.
- Laminate vertical paper organizer (HLVPM1) sized to fit below storage compartments.
- Doors are sized to overlap the top, end panels and light valance, to provide a clean design.
- Laminate and frosted/silver door units are equipped with self-closing, adjustable hinges.
- Laminate hinged door units are available with or without a lock.
- For task lights and paper organizers, see pages 714-718.

HOW TO SPECIFY

Select Model Number

H N L 4 9 7 8 S D .

Select Chassis Color

See page 29

H .

Select Door Front Color

See page 29

H

CONCINNITY™ Wall Mount Storage

GSA SIN 33721

Icon Legend on page 19

DESCRIPTION	MODEL	SHIP WEIGHT	CUBE	L1 LIST	L2 UPCHARGES CHASSIS	L2 UPCHARGES FRONTS
Wall Mount Storage, Laminate Doors						
78″W x 15″D x 15″H — 4 doors, 2 compartments	**HNL1578LD**	126	17.1	**$1631**	**$37**	**$21**
72″W x 15″D x 15″H — 4 doors, 2 compartments	**HNL1572LD**	118	15.9	**$1515**	**$27**	**$21**
66″W x 15″D x 15″H — 4 doors, 2 compartments	**HNL1566LD**	109	14.6	**$1444**	**$27**	**$21**
60″W x 15″D x 15″H — 4 doors, 2 compartments	**HNL1560LD**	100	13.3	**$1296**	**$27**	**$21**
48″W x 15″D x 15″H — 3 doors, 2 compartments	**HNL1548LD**	83	10.9	**$1170**	**$21**	**$21**
42″W x 15″D x 15″H — 2 doors, 1 compartment	**HNL1542LD**	68	9.7	**$1105**	**$21**	**$11**
36″W x 15″D x 15″H — 2 doors, 1 compartment	**HNL1536LD**	60	8.4	**$1008**	**$21**	**$11**
30″W x 15″D x 15″H — 2 doors, 1 compartment	**HNL1530LD**	51	7.2	**$931**	**$21**	**$11**
Wall Mount Storage, Laminate Locking Doors						
78″W x 15″D x 15″H — 4 doors, 2 compartments	**HNL1578LL**	126	17.1	**$1736**	**$37**	**$21**
72″W x 15″D x 15″H — 4 doors, 2 compartments	**HNL1572LL**	118	15.9	**$1620**	**$27**	**$21**
66″W x 15″D x 15″H — 4 doors, 2 compartments	**HNL1566LL**	109	14.6	**$1550**	**$27**	**$21**
60″W x 15″D x 15″H — 4 doors, 2 compartments	**HNL1560LL**	100	13.3	**$1403**	**$27**	**$21**
48″W x 15″D x 15″H — 3 doors, 2 compartments	**HNL1548LL**	83	10.9	**$1250**	**$21**	**$21**
42″W x 15″D x 15″H — 2 doors, 1 compartment	**HNL1542LL**	68	9.7	**$1157**	**$21**	**$11**
36″W x 15″D x 15″H — 2 doors, 1 compartment	**HNL1536LL**	60	8.4	**$1062**	**$21**	**$11**
30″W x 15″D x 15″H — 2 doors, 1 compartment	**HNL1530LL**	51	7.2	**$985**	**$21**	**$11**
Wall Mount Open Hutch, Laminate Doors						
78″W x 15″D x 15″H	**HNL1578LO**	123	17.3	**$1893**	**$37**	**$37**
72″W x 15″D x 15″H	**HNL1572LO**	115	16.1	**$1762**	**$37**	**$37**
66″W x 15″D x 15″H	**HNL1566LO**	106	14.8	**$1614**	**$32**	**$32**
60″W x 15″D x 15″H	**HNL1560LO**	97	13.6	**$1462**	**$32**	**$32**
48″W x 15″D x 15″H	**HNL1548LO**	80	11.1	**$1310**	**$32**	**$32**

Lock available in Black (P) or Satin (SA) finish. Lock is core removable. Keyed alike cores must be ordered separately. For stack-on and wall mount storage with locking hinged doors, specify model HF27B (Black) or HF27S (Satin) and the key number, see page 699. Model HNL1548LL has one lock, which secures two of the three doors.

NOTES:
- Doors are sized to overlap the top, end panels and light valance, to provide a clean design.
- Laminate and frosted/silver door units are equipped with self-closing, adjustable hinges.
- Laminate hinged door units are available with or without a lock.
- For task lights and paper organizers, see pages 714-718.
- **IMPORTANT: See installation guidelines at top of page 39.**

HOW TO SPECIFY

Select Model Number

H N L 1 5 7 8 L D .

Select Chassis Color

See page 29

H .

Select Door Front Color

See page 29

H

Select Model Number

H N L 1 5 7 8 L L .

Select Lock Finish

See page 29

P .

Select Chassis Color

See page 29

H .

Select Door Front Color

See page 29

H

GSA SIN 33721

Icon Legend on page 19

CONCINNITY™ Wall Mount Storage

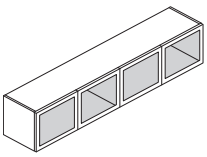

DESCRIPTION	MODEL	SHIP WEIGHT	CUBE	L1 LIST	L2 UPCHARGES CHASSIS	L2 UPCHARGES FRONTS
Wall Mount Storage, Frosted Doors with Silver Frame						
78″W x 15″D x 15″H — 4 doors, 2 compartments	**HNL1578FD**	106	17.1	**$2465**	**$37**	**N/A**
72″W x 15″D x 15″H — 4 doors, 2 compartments	**HNL1572FD**	99	15.9	**$2347**	**$27**	**N/A**
66″W x 15″D x 15″H — 4 doors, 2 compartments	**HNL1566FD**	92	14.6	**$2274**	**$27**	**N/A**
60″W x 15″D x 15″H — 4 doors, 2 compartments	**HNL1560FD**	85	13.3	**$2126**	**$27**	**N/A**
48″W x 15″D x 15″H — 3 doors, 2 compartments	**HNL1548FD**	71	10.9	**$1793**	**$21**	**N/A**
42″W x 15″D x 15″H — 2 doors, 1 compartment	**HNL1542FD**	57	9.7	**$1525**	**$21**	**N/A**
36″W x 15″D x 15″H — 2 doors, 1 compartment	**HNL1536FD**	50	8.4	**$1428**	**$21**	**N/A**
30″W x 15″D x 15″H — 2 doors, 1 compartment	**HNL1530FD**	43	7.2	**$1350**	**$21**	**N/A**

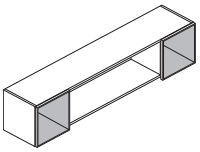

Wall Mount Open Hutch, Frosted Doors with Silver Frame						
78″W x 15″D x 15″H	**HNL1578FO**	103	17.3	**$2522**	**$37**	**$37**
72″W x 15″D x 15″H	**HNL1572FO**	96	16.1	**$2390**	**$37**	**$37**
66″W x 15″D x 15″H	**HNL1566FO**	89	14.8	**$2242**	**$32**	**$32**
60″W x 15″D x 15″H	**HNL1560FO**	82	13.6	**$2092**	**$32**	**$32**
48″W x 15″D x 15″H	**HNL1548FO**	68	11.1	**$1939**	**$32**	**$32**

Frosted door models do not have a lock option.

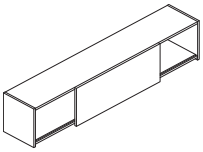

Wall Mount Storage, Sliding Door						
78″W x 15″D x 15″H	**HNL1578SD**	114	17.1	**$1586**	**$37**	**$21**
72″W x 15″D x 15″H	**HNL1572SD**	107	15.9	**$1456**	**$27**	**$21**
66″W x 15″D x 15″H	**HNL1566SD**	99	14.6	**$1358**	**$27**	**$21**
60″W x 15″D x 15″H	**HNL1560SD**	91	13.3	**$1234**	**$27**	**$21**
48″W x 15″D x 15″H	**HNL1548SD**	76	10.9	**$1155**	**$21**	**$21**

NOTES: One door per unit. Standard with black lock, which is located on the inside vertical support panel. Lock is core removable. Keyed alike cores must be ordered separately. For stack-on and wall mount storage with sliding door, specify model HF23B (Black) and the key number, see page 699.

NOTES:
- Doors are sized to overlap the top, end panels and light valance, to provide a clean design.
- Laminate and frosted/silver door units are equipped with self-closing, adjustable hinges.
- Laminate hinged door units are available with or without a lock.
- For task lights and paper organizers, see pages 714-718.
- **IMPORTANT: See installation guidelines at top of page 39.**

HOW TO SPECIFY

Select Model Number

H N L 1 5 7 8 F D .

Select Chassis Color

See page 29

H

Select Model Number

H N L 1 5 7 8 S D .

Select Chassis Color

See page 29

H .

Select Door Front Color

See page 29

H

CONCINNITY™ Wall Mount Storage

GSA SIN 33721

Icon Legend on page 19

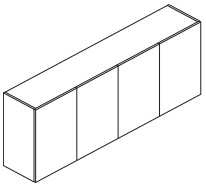

DESCRIPTION	MODEL	SHIP WEIGHT	CUBE	L1 LIST	L2 UPCHARGES CHASSIS	L2 UPCHARGES FRONTS
Wall Mount Storage, Laminate Doors						
78″W x 15″D x 28½″H — 4 doors, 2 compartments	**HNL2978LD**	213	30.8	**$1976**	**$53**	**$42**
72″W x 15″D x 28½″H — 4 doors, 2 compartments	**HNL2972LD**	199	28.6	**$1874**	**$42**	**$42**
66″W x 15″D x 28½″H — 4 doors, 2 compartments	**HNL2966LD**	185	26.4	**$1816**	**$42**	**$42**
60″W x 15″D x 28½″H — 4 doors, 2 compartments	**HNL2960LD**	170	24.1	**$1686**	**$42**	**$42**
48″W x 15″D x 28½″H — 3 doors, 2 compartments	**HNL2948LD**	142	19.7	**$1537**	**$37**	**$32**
42″W x 15″D x 28½″H — 2 doors, 1 compartment	**HNL2942LD**	116	17.4	**$1262**	**$37**	**$21**
36″W x 15″D x 28½″H — 2 doors, 1 compartment	**HNL2936LD**	101	15.2	**$1203**	**$37**	**$21**
30″W x 15″D x 28½″H — 2 doors, 1 compartment	**HNL2930LD**	87	12.9	**$1075**	**$37**	**$21**

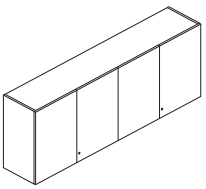

Wall Mount Storage, Laminate Locking Doors						
78″W x 15″D x 28½″H — 4 doors, 2 compartments	**HNL2978LL**	213	30.8	**$2082**	**$53**	**$42**
72″W x 15″D x 28½″H — 4 doors, 2 compartments	**HNL2972LL**	199	28.6	**$1981**	**$42**	**$42**
66″W x 15″D x 28½″H — 4 doors, 2 compartments	**HNL2966LL**	185	26.4	**$1922**	**$42**	**$42**
60″W x 15″D x 28½″H — 4 doors, 2 compartments	**HNL2960LL**	170	24.1	**$1793**	**$42**	**$42**
48″W x 15″D x 28½″H — 3 doors, 2 compartments	**HNL2948LL**	142	19.7	**$1617**	**$37**	**$32**
42″W x 15″D x 28½″H — 2 doors, 1 compartment	**HNL2942LL**	116	17.4	**$1316**	**$37**	**$21**
36″W x 15″D x 28½″H — 2 doors, 1 compartment	**HNL2936LL**	101	15.2	**$1257**	**$37**	**$21**
30″W x 15″D x 28½″H — 2 doors, 1 compartment	**HNL2930LL**	87	12.9	**$1128**	**$37**	**$21**

Lock available in Black (P) or Satin (SA) finish. Lock is core removable. Keyed alike cores must be ordered separately. For stack-on and wall mount storage with locking hinged doors, specify model HF27B (Black) or HF27S (Satin) and the key number, see page 699. Model HNL2948LL has one lock, which secures two of the three doors.

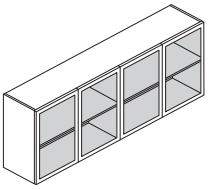

Wall Mount Storage, Frosted Doors with Silver Frame						
78″W x 15″D x 28½″H — 4 doors, 2 compartments	**HNL2978FD**	174	30.8	**$3221**	**$53**	**N/A**
72″W x 15″D x 28½″H — 4 doors, 2 compartments	**HNL2972FD**	163	28.6	**$3119**	**$42**	**N/A**
66″W x 15″D x 28½″H — 4 doors, 2 compartments	**HNL2966FD**	152	26.4	**$3061**	**$42**	**N/A**
60″W x 15″D x 28½″H — 4 doors, 2 compartments	**HNL2960FD**	140	24.1	**$2930**	**$42**	**N/A**
48″W x 15″D x 28½″H — 3 doors, 2 compartments	**HNL2948FD**	118	19.7	**$2472**	**$37**	**N/A**
42″W x 15″D x 28½″H — 2 doors, 1 compartment	**HNL2942FD**	94	17.4	**$1888**	**$37**	**N/A**
36″W x 15″D x 28½″H — 2 doors, 1 compartment	**HNL2936FD**	83	15.2	**$1829**	**$37**	**N/A**
30″W x 15″D x 28½″H — 2 doors, 1 compartment	**HNL2930FD**	72	12.9	**$1697**	**$37**	**N/A**

Frosted door models do not have a lock option.

NOTES:

- Doors are sized to overlap the top, end panels and light valance, to provide a clean design.
- Laminate and frosted/silver door units are equipped with self-closing, adjustable hinges.
- Laminate hinged door units are available with or without a lock.
- 28½″H units have a fixed, intermittent shelf; storage space above and below the shelf is 12⅝″.
- For task lights and paper organizers, see pages 714-718.
- **IMPORTANT: See installation guidelines at top of page 39.**

HOW TO SPECIFY

Select Model Number

H N L 2 9 7 8 L D .

Select Chassis Color

See page 29

H .

Select Door Front Color

See page 29

H

Select Model Number

H N L 2 9 7 8 L L .

Select Lock Finish

See page 29

P .

Select Chassis Color

See page 29

H .

Select Door Front Color

See page 29

H

Select Model Number

H N L 2 9 7 8 F D .

Select Chassis Color

See page 29

H

GSA SIN 33721

Icon Legend on page 19

CONCINNITY™ Wall Mount Storage

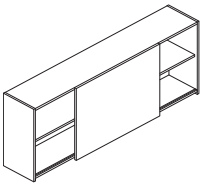

DESCRIPTION	MODEL	COM	SHIP WEIGHT	CUBE	L1 LIST	L2 UPCHARGES CHASSIS	L2 UPCHARGES FRONTS
Wall Mount Storage, Sliding Door							
78″W x 15″D x 28½″H	**HNL2978SD**		189	30.8	**$2055**	**$53**	**$42**
72″W x 15″D x 28½″H	**HNL2972SD**		177	28.6	**$1960**	**$42**	**$42**
66″W x 15″D x 28½″H	**HNL2966SD**		165	26.4	**$1914**	**$42**	**$42**
60″W x 15″D x 28½″H	**HNL2960SD**		153	24.1	**$1792**	**$42**	**$42**
48″W x 15″D x 28½″H	**HNL2948SD**		129	19.7	**$1572**	**$37**	**$32**

NOTES: One door per unit. Standard with black lock, which is located on the inside vertical support panel. Lock is core removable. Keyed alike cores must be ordered separately. For stack-on and wall mount storage with sliding door, specify model HF23B (Black) and the key number, see page 699.

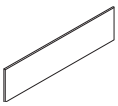

18″H

Tackboards for use with Wall Mount Storage							
75″W - for 78″W	**H90057**	3.0	13	3.2	**$427**	**N/A**	**N/A**
68¾″W - for 72″W	**H90056**	2.0	12	2.7	**$405**	**N/A**	**N/A**
62¾″W - for 66″W	**H90055**	2.0	11	2.5	**$385**	**N/A**	**N/A**
56¾″W - for 60″W	**H90054**	2.0	10	2.2	**$339**	**N/A**	**N/A**
44¾″W - for 48″W	**H90053**	2.0	8	1.8	**$325**	**N/A**	**N/A**
39″W - for 42″W	**H90052**	2.0	7	1.6	**$300**	**N/A**	**N/A**
33″W - for 36″W	**H90051**	1.0	6	1.4	**$264**	**N/A**	**N/A**
26¾″W	**H90050**	1.0	5	1.2	**$264**	**N/A**	**N/A**

NOTES: Specify fabric, see pages 25-26. Upcharges may apply to premium fabric grades.
Tackboard widths differ slightly from the wall mounted storage cabinet widths. For applications where multiple wall mounted storage units are placed side-by-side, the preferred tackboard solution may be to utilize a larger tackboard size. For example, H90057 = 75″W; H90056 = 68¾″W; H90055 = 62¾″W; H90054 = 56¾″W.

Disperse (DISP) fabric not available on sizes wider than 60″. Analog (ANLG) and Exchange (EXG) not available on sizes wider than 60″.
SPECIFYING EXAMPLE: H90057.APN15

NOTES:
- Valance hides task light.
- Doors are sized to overlap the top, end panels and light valance, to provide a clean design.
- Laminate and frosted/silver door units are equipped with self-closing, adjustable hinges.
- Laminate hinged door units are available with or without a lock.
- 28½″H units have a fixed, intermittent shelf; storage space above and below the shelf is 12⅝″.
- For task lights and paper organizers, see pages 714-718.
- **IMPORTANT: See installation guidelines at top of page 39.**

HOW TO SPECIFY

Select Model Number

H N L 2 9 7 8 S D .

Select Chassis Color

See page 29

H .

Select Door Front Color

See page 29

H

CONCINNITY™ Bookcase Hutches

GSA SIN 33721

Icon Legend on page 19

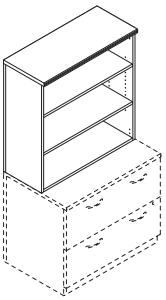

DESCRIPTION	MODEL	SHIP WEIGHT	CUBE	L1 LIST	L2 UPCHARGES CHASSIS	L2 UPCHARGES FRONTS
Bookcase Hutch, No Doors/Open						
36″W x 14¼″D x 35¼″H (shown)	**HNL3636BHXD**	213	15.3	**$766**	**$16**	**N/A**
30″W x 14¼″D x 35¼″H	**HNL3630BHXD**	199	12.5	**$750**	**$16**	**N/A**
36″W x 14¼″D x 48⅝″H	**HNL4936BHXD**	213	125.0	**$967**	**$27**	**N/A**
30″W x 14¼″D x 48⅝″H	**HNL4930BHXD**	199	109.0	**$904**	**$27**	**N/A**

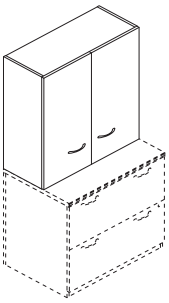

Bookcase Hutch, Laminate Doors						
36″W x 15″D x 35¼″H (shown)	**HNL3636BHLD**	213	15.3	**$990**	**$16**	**$21**
30″W x 15″D x 35¼″H	**HNL3630BHLD**	199	12.5	**$928**	**$16**	**$21**
36″W x 15″D x 48⅝″H	**HNL4936BHLD**	213	165.0	**$1187**	**$27**	**$32**
30″W x 15″D x 48⅝″H	**HNL4930BHLD**	199	142.0	**$1112**	**$27**	**$32**

NOTES:
- Designed for use on worksurfaces, or on 30″ or 36″W x 29½″H lateral file or storage cabinet with doors.
- Two widths, 30″ and 36″; two heights, 35¼″ and 48⅝″.
- The 35¼″H unit has three shelves, two are adjustable in 1¼″ increments with a total range of 17½″; bottom shelf is fixed.
- The 48⅝″H unit has four shelves, three are adjustable in 1¼″ increments with a total range of 25″; bottom shelf is fixed.
- Door units equipped with self-closing, adjustable hinges.
- Laminate doors have decorative handles.
- Frosted door units have push/touch latch release.
- Doors are non-locking.
- To align with the top of the 35¼″H bookcase hutch, use 64¾″H floor-standing storage models; to align with the top of the 48⅝″H bookcase hutch, use 78⅛″H models.
- Ship fully assembled.

HOW TO SPECIFY

Select Model Number

H N L 3 6 3 6 B H X D .

Select Laminate Color

See page 29

H

Select Model Number

H N L 3 6 3 6 B H L D .

Select Handle and Lock Color

See page 35

E .

Select Chassis Color

See page 29

H .

Select Door Front Color

See page 29

H

GSA SIN 33721

Icon Legend on page 19

CONCINNITY™ Bookcase Hutches

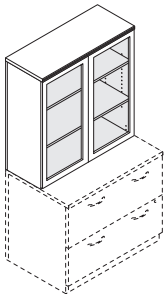

DESCRIPTION	MODEL	SHIP WEIGHT	CUBE	L1 LIST	L2 UPCHARGES CHASSIS	L2 UPCHARGES FRONTS
Bookcase Hutch, Frosted Doors with Silver Frame						
36″W x 15″D x 35¼″H (shown)	**HNL3636BHFD**	199	15.3	**$1817**	**$16**	**N/A**
36″W x 15″D x 48⅝″H	**HNL4936BHFD**	213	134.0	**$2219**	**$27**	**N/A**

NOTES:
- Designed for use on worksurfaces, or on 30″ or 36″W x 29½″H lateral file or storage cabinet with doors.
- Two widths, 30″ and 36″; two heights, 35¼″ and 48⅝″.
- The 35¼″H unit has three shelves, two are adjustable in 1¼″ increments with a total range of 17½″; bottom shelf is fixed.
- The 48⅝″H unit has four shelves, three are adjustable in 1¼″ increments with a total range of 25″; bottom shelf is fixed.
- Door units equipped with self-closing, adjustable hinges.
- Laminate doors have decorative handles.
- Frosted door units have push/touch latch release.
- Doors are non-locking.
- To align with the top of the 35¼″H bookcase hutch, use 64¾″H floor-standing storage models; to align with the top of the 48⅝″H bookcase hutch, use 78⅛″H models.
- Ship fully assembled.

HOW TO SPECIFY

Select Model Number

H N L 3 6 3 6 B H F D .

Select Chassis Color

See page 29

H

CONCINNITY™ Reception Stations

GSA SIN 33721

Icon Legend on page 19

DESCRIPTION	MODEL	SHIP WEIGHT	CUBE	L1 LIST	L2 UPCHARGES WORKSURFACE	L2 UPCHARGES CHASSIS	L2 UPCHARGES ACCENT PANEL
Reception Desk with Transaction Counter 72″W x 36¾″D x 44″H	**HLAM3772RD**	324	13.5	**$1821**	**$37**	**$74**	**$27**
NOTES: Non-handed. Counter measures 60″W x 15¼″D. Flat edge (G) matches 10500 Series™. For beaded (B) and tri-oval (V) edge shapes, the transaction counter is profiled on the approach and user sides, and the desk worksurface is profiled on the user's side. Beaded (B) and tri-oval (V) edges are available in L1 woodgrains colors only. Smooth and flat (G) edge available in all woodgrains and solid colors. Vertical grain on approach side and front accent panel for L1 laminates except Kingswood Walnut and Florence Walnut. Horizontal grain on L2 laminates and Kingswood and Florence Walnut. Vertical grain on end panels and horizontal grain on worksurface and transaction counter. Two worksurface cord management grommets for routing and hiding wires and cables; can be specified in Black (P) or Platinum (T1) finish.							
Reception Return with 32″H Transaction Counter 48¼″W x 32⅞″D x 32″H	**HLAM3348RR**	145	3.7	**$1025**	**$37**	**$37**	**N/A**
NOTES: Non-handed. For use with HLAM3772RD and Reception Desk Shell (H105724). Counter facilitates accessibility; measures 48″W x 12″D x 32″H. Flat edge (G) matches 10500 Series™. For beaded (B) and tri-oval (V) edge shapes, the transaction counter is profiled on the approach side, and the return worksurface is profiled on the user's side. All other edges are flat banded. Beaded (B) and tri-oval (V) available in L1 woodgrain colors only. Flat edge (G) available in all woodgrains and solid colors. Pattern laminates do not have matching edge color; patterns can be specified with woodgrain or solid edge. Vertical grain on approach side, end panel, worksurface, and transaction counter. Assembly required. Cam covers used to allow for non-handed design. Specify: Model.Edge Profile & EdgeColor.Worksurface & Counter Color.Chassis Color **SPECIFYING EXAMPLE: HLAM3348RR.GN.N.N**							

HOW TO SPECIFY

Select Model Number	Select Edge Profile and Edge Color	Select Grommet Color	Select Worksurface Laminate	Select Chassis Laminate	Select Accent Panel Laminate
	See page 29	**P** Black **T1** Platinum Not specified for model HLAM3348RR	See page 29	See page 29	See page 29 Not specified for model HLAM3348RR
H L A M 3 7 7 2 R D .	G N .	P .	N .	N .	L D W 1

GSA SIN 33721

Icon Legend on page 19

CONCINNITY™ Reception Stations

DESCRIPTION	MODEL	SHIP WEIGHT	CUBE	L1 LIST	L2 UPCHARGES COUNTER	L2 UPCHARGES CHASSIS
Reception Station Counter for Desk						
72″W x 17″D x 14⅝″H	**HNL1772RT**	74	4.3	**$725**	**$11**	**$16**

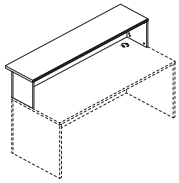

Compatible for use on 72″W x 30″ or 36″D desktops and worksurfaces. For cleanest approach-side aesthetic, use on desk built with modular components; desk comprised of either 72″W x 30″D rectangle worksurface and 72″W x 27⅞″H modesty/back panel, supported by 29⅛″D pedestal(s) and/or end panel(s), or 72″W x 36″D worksurface and 72″W x 27⅞″H modesty/back panel, supported by 35″D left and right end panels. The counter is 17″D with a 4″ approach-side overhang; end panels are 12⅜″D. Ships EZ. Transaction counter organizer (model HTCOL52) is available as an option; fits under transaction counter; organizer is available in black only.

SPECIFYING EXAMPLE: HNL1772RT.BH.H.H

L-Reception Station with Transaction Counter for Desk						
72″W x 88″D x 14⅝″H	**HNL8472RT**	103	4.5	**$1155**	**$11**	**$27**
72″W x 82″D x 14⅝″H	**HNL7872RT**	101	4.5	**$1127**	**$11**	**$27**

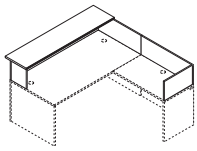

For Station with Right Return

NOTES: Intended for use on desk built with modular components, for clean approach-side aesthetic, connected to a return or modular return. Layout for 78″ and 84″D footprints:

- 72″W x 78″D:
  - Desk = 72″W x 30″D worksurface, 72″W x 27⅞″H modesty/back panel, supported by 29⅛″D pedestal(s) and/or end panel(s).
  - Return = 48″W x 24″D return; or 48″W x 24″D worksurface with vertical grain, 48″W x 27⅞″H modesty/back panel, supported by a 23⅛″D pedestal and/or end panel.
- 72″W x 78″D:
  - Desk = 72″W x 36″D worksurface, 72″W x 27⅞″H modesty/back panel, supported by 1-left and 1-right 35″D panel.
  - Return = 42″W x 24″D return; or 42″W x 24″D worksurface with vertical grain, 42″W x 27⅞″H modesty/back panel, supported by a 23⅛″D pedestal and/or end panel.
- 72″W x 84″D:
  - Desk = 72″W x 36″D worksurface, 72″W x 27⅞″H modesty/back panel, supported by 1-left and 1-right 35″D end panel.
  - Return = 48″W x 24″D return; or 48″W x 24″D worksurface with vertical grain, 48″W x 27⅞″H modesty/back panel, supported by a 23⅛″D pedestal and/or end panel.

Comprised of 17″D transaction counter, with 4″ approach-side overhang, for the desk and a vertical privacy panel extending the depth of the desk and width of the return. Ships EZ. Transaction counter organizer (model HTCOL52) is available as an option; fits under transaction counter; organizer is available in black only.

SPECIFYING EXAMPLE: HNL8472RT.BH.H.H

NOTES:

- Reception Station Counter for Desk, and L-Reception Station with Transaction Counter for Desk, have profiled edgeband on the approach and user sides.

L-Reception Station with Transaction Counter for Desk and Return has profiled edgeband on front side of transaction counter on desk approach-side only.

For L-reception station layouts where the return is not against a wall, specify return using modular components, as the modesty/back panel can be specified without a grommet. Assembled returns come standard with cord grommet in modesty/back panel.

HOW TO SPECIFY

Select Model Number	Select Edge Profile and Edge Color	Select Counter Color	Select Chassis Color
	See page 29	See page 29	See page 29
H N L 1 7 7 2 R T .	B H .	H .	H

CONCINNITY™ Reception Stations

GSA SIN 33721

Icon Legend on page 19

DESCRIPTION	MODEL	SHIP WEIGHT	CUBE	L1 LIST	L2 UPCHARGES COUNTER	L2 UPCHARGES CHASSIS
L-Reception Station with Transaction Counter for Desk and Return						
76″W x 88″D x 14⅝″H	**HNL8472RLT**	145	5.6	**$1382**	**$11**	**$27**
76″W x 82″D x 14⅝″H	**HNL7872RLT**	139	5.6	**$1334**	**$11**	**$27**

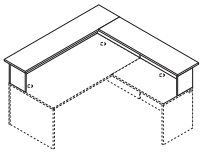

For Station with Right Return

NOTES: Intended for use on desk built with modular components, for clean approach-side aesthetic, connected to a return or modular return. Layout for 78″ and 84″D footprints:

- 72″W x 78″D:
  - Desk = 72″W x 30″D worksurface, 72″W x 27⅞″H modesty/back panel, supported by 29⅛″D pedestal(s) and/or end panel(s).
  - Return = 48″W x 24″D worksurface with vertical grain, 48″W x 27⅞″H modesty/back panel, supported by a 23⅛″D pedestal and/or end panel.
- 72″W x 78″D:
  - Desk = 72″W x 36″D worksurface, 72″W x 27⅞″H modesty/back panel, supported by 1-left and 1-right 35″D panel.
  - Return = 42″W x 24″D worksurface with vertical grain, 42″W x 27⅞″H modesty/back panel, supported by a 23⅛″D pedestal and/or end panel.
- 72″W x 84″D:
  - Desk = 72″W x 36″D worksurface, 72″W x 27⅞″H modesty/back panel, supported by 1-left and 1-right 35″D end panel.
  - Return = 48″W x 24″D worksurface with vertical grain, 48″W x 27⅞″H modesty/back panel, supported by a 23⅛″D pedestal and/or end panel.

! The 17″D transaction counter, with 4″ overhang, extends around the perimeter of the station, across the width of the desk, as well as along the depth of the desk and width of the return. Ships EZ. Transaction counter organizer (model HTCOL52) is available as an option; fits under transaction counter; organizer is available in black only.

SPECIFYING EXAMPLE: HNL8472RLT.BH.H.H

Transaction Counter Organizer						
48¾″W x 11⅛″D x 13″H	**HTCOL52**	24	1.1	**$351**	**N/A**	**N/A**

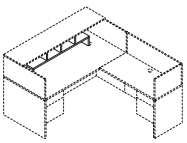

NOTES: Fits under reception station counters.

! Black only.

SPECIFYING EXAMPLE: HTCOL52.P

NOTES:

- Reception Station Counter for Desk, and L-Reception Station with Transaction Counter for Desk, have profiled edgeband on the approach and user sides.

! L-Reception Station with Transaction Counter for Desk and Return has profiled edgeband on front side of transaction counter on desk approach-side only.

! For L-reception station layouts where the return is not against a wall, specify return using modular components, as the modesty/back panel can be specified without a grommet. Assembled returns come standard with cord grommet in modesty/back panel.

HOW TO SPECIFY

Select Model Number	Select Edge Profile and Edge Color	Select Counter Color	Select Chassis Color
	See page 29	See page 29	See page 29
H N L 8 4 7 2 R L T .	B H .	H .	H

GSA SIN 33721

Icon Legend on page 19

CONCINNITY™ Mobile Pedestals

DESCRIPTION	MODEL	SHIP WEIGHT	CUBE	L1 LIST	L2 UPCHARGES TOP	CHASSIS	FRONTS
Mobile Pedestal — 15¾″W							
15¾″W x 20⅛″D x 28⅜″H, Box/Box/File	**HNL2116MBBF**	69	7.4	**$1177**	**N/A**	**$21**	**$11**
15¾″W x 20⅛″D x 28⅜″H, File/File	**HNL2116MFF**	70	7.4	**$1177**	**N/A**	**$21**	**$11**
15¾″W x 20⅛″D x 21½″H, Box/File	**HNL2116MBF**	55	5.8	**$998**	**N/A**	**$21**	**$11**

NOTES: Design positions the center of gravity towards the back of the cabinet to inhibit tipping. All drawers lock; interchangeable core removable lock makes re-keying quick and easy. Finish of lock is determined by, and aligned with, the handle finish specified. Keyed alike cores must be ordered separately; specify model HF23B (Black) or HF23S (Satin) and specific key number required. Pedestals, excluding cushion option, are sized to be positioned under 29½″H worksurfaces. Seat cushion model HLSL2016PH2 is optional. Cushion adds 1″ to the height of the pedestal. Box/File unit with cushion will fit below 29½″H worksurface. ¾″ thick top with flat edgeband; back inside end panel construction. Ships fully assembled.

SPECIFYING EXAMPLE: HNL2116MBBF.E.H.H

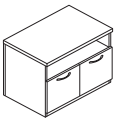

Mobile Pedestal — 30″W							
30″W x 20″D x 21½″H, Shelf/File/File/Cabinet	**HNL2030MSFC**	105	10.7	**$1478**	**$11**	**$27**	**$16**

NOTES: Sized to align with 20″D x 20½″H low credenzas. Open shelf over file drawer left and cabinet with door right. Design positions the center of gravity towards the back of the cabinet to inhibit tipping. Seat cushion model HLSL2030CH2 is optional. Cushion adds 1″ to the height of the pedestal. 1⅛″ thick top matches low credenza design. Ships fully assembled.

SPECIFYING EXAMPLE: HNL2030MSFC.BH.E.H.H.H

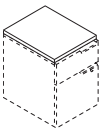

DESCRIPTION	MODEL	SHIP WEIGHT	CUBE	LIST PRICE BY FABRIC GRADE 1	2	3	4	5	6
Mobile Pedestal Cushion									
30″W x 20″D x 1″H	**HLSL2030CH2**	9	1.9	**$501**	**$539**	**$577**	**$614**	**$662**	**$712**
15⅞″W x 20″D x 1″H	**HLSL2016PH2**	6	1.1	**$416**	**$442**	**$467**	**$492**	**$524**	**$557**

NOTES: See pages 22-24 for available fabrics.

SPECIFYING EXAMPLE: HLSL2016PH2.APN23

NOTES:

- Mobile pedestals roll easily on four casters.
- Drawers operate on steel ball-bearing suspension with full extension.
- File drawers include hangrails for side-to-side letter and legal filing; and front-to-back for letter filing.

! 28⅜″H mobile pedestals are not designed for use with the 28½″H metal O-leg due to interference caused by (1) the O-leg worksurface attachment bracket, and (2) the external support channel on the underside of a 72″, 66″, and 60″W rectangle worksurface supported by O-leg(s).

HOW TO SPECIFY

Select Model Number	Select Handle and Lock Color	Select Chassis Color	Select Drawer Front Color
	See page 35	See page 29	See page 29
H N L 2 1 1 6 M B B F .	E .	H .	H

Select Model Number	Select Edge Profile and Edge Color	Select Handle and Lock Color	Select Top Color	Select Chassis Color	Select Drawer/Door Front Color
	See page 29	See page 35	See page 29	See page 29	See page 29
H N L 2 0 3 0 M S F C .	B H .	E .	H .	H .	H

CONCINNITY™ Lateral Files

GSA SIN 33721

Icon Legend on page 19

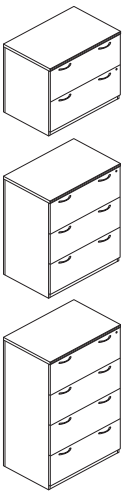

DESCRIPTION	MODEL	SHIP WEIGHT	CUBE	L1 LIST	L2 UPCHARGES TOP	CHASSIS	FRONTS
Lateral File							
36″W x 24″D x 59½″H, 4-Drawer	**HNL2436LD4**	276	34.3	**$2781**	**$16**	**$32**	**$32**
36″W x 24″D x 45½″H, 3-Drawer	**HNL2436LD3**	222	26.0	**$2308**	**$16**	**$27**	**$27**
36″W x 24″D x 29½″H, 2-Drawer	**HNL2436LD2**	178	18.4	**$1529**	**$16**	**$21**	**$21**

NOTES: Equipped with safety restraints; mechanical interlock inhibits the extension of more than one drawer at a time; counterweight positions the center of gravity towards the back of the cabinet to inhibit tipping. 24″ depth aligns evenly with credenzas, returns, storage cabinet, storage/file cabinet, storage cabinet/lateral file, wardrobe/storage cabinet, wardrobe/bookcase, storage towers, and 24″D modular components. 29½″H unit is sized to accommodate 36″W stack-on storage or bookcase hutch options. Drawers lock; interchangeable core removable lock makes re-keying quick and easy. Finish of lock is determined by, and aligned with, the handle finish specified. Keyed alike cores must be ordered separately; specify model HF23B (Black) or HF23S (Satin) and specific key number required. Ship fully assembled. 30″W two-drawer size can be specified and assembled using modular components. Drawers include hangrails to accept folders in letter or legal size.

SPECIFYING EXAMPLE: HNL2436LD2.BH.E.H.H.H

HOW TO SPECIFY

Select Model Number	Select Edge Profile and Edge Color	Select Handle and Lock Color	Select Top Color	Select Chassis Color	Select Drawer Front Color
	See page 29	See page 35	See page 29	See page 29	See page 29
H N L 2 4 3 6 L D 4 .	B H .	E .	H .	H .	H

GSA SIN 33721

Icon Legend on page 19

CONCINNITY™ Storage Cabinets

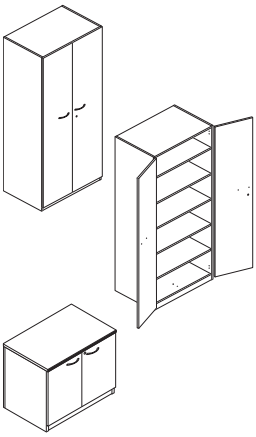

DESCRIPTION	MODEL	SHIP WEIGHT	CUBE	L1 LIST	L2 UPCHARGES TOP	CHASSIS	FRONTS
Storage Cabinet with Laminate Doors							
36″W x 24″D x 78⅛″H (shown)	**HNL243679SC**	317	47.4	**$3011**	**N/A**	**$63**	**$27**
36″W x 24″D x 64¾″H	**HNL243665SC**	252	40.8	**$2831**	**N/A**	**$58**	**$21**
36″W x 24″D x 29½″H	**HNL243629SC**	158	18.4	**$1363**	**$16**	**$21**	**$21**

NOTES: 29½″H size has one adjustable interior shelf. Shelf adjusts in 2½″ increments over a total range of 10″H, 64¾″H and 78⅛″ have five shelves (four adjustable) and six shelves (five adjustable), respectively; shelves adjust in 2½″ increments. Locking doors. 24″ depth aligns evenly with credenzas, returns, lateral files, storage/file cabinet, storage cabinet/lateral file, wardrobe/storage cabinet, wardrobe/bookcase, storage tower, bookcase with coat hook, and 24″D modular components. 29½″H unit is sized to accommodate 36″W stack-on storage or bookcase hutch options. Ships fully assembled. 30″W x 24″D x 29½″H freestanding unit can be built using modular components.

SPECIFYING EXAMPLE (29½″H): HNL243629SC.BH.E.H.H.H
SPECIFYING EXAMPLE (64¾-78⅛″H): HNL243665SC.E.H.H

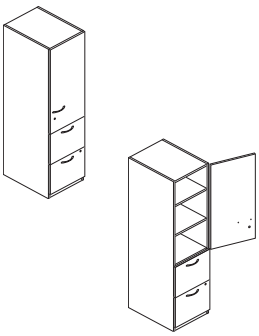

Storage/File Cabinet							
18″W x 24″D x 64¾″H, File/File, Laminate Door Hinged Right (shown)	**HNL241865SFLR**	184	21.6	**$2277**	**N/A**	**$27**	**$16**
18″W x 24″D x 64¾″H, File/File, Laminate Door Hinged Left	**HNL241865SFLL**	184	21.6	**$2277**	**N/A**	**$27**	**$16**
18″W x 24″D x 64¾″H, File/File, Open Shelves	**HNL241865SFX**	169	21.6	**$2163**	**N/A**	**$27**	**$16**

NOTES: Versatile unit features a storage cabinet plus two file drawers. Storage cabinet includes three shelves, two are adjustable; shelves adjust in 2½″ increments. Can be specified with door hinged left, door hinged right, or no door/open shelves. File drawers operate on steel ball-bearing suspensions with full extension. File drawers include hangrails to accept folders in letter or legal size. Storage cabinet door and file drawers lock separately; the two locks are keyed alike. Unit height is designed to match desk, credenza, or return plus 35¼″H stack-on storage (= 64¾″). Ships fully assembled.

SPECIFYING EXAMPLE (WITH DOOR): HNL241865SFLR.E.H.H
SPECIFYING EXAMPLE (WITHOUT DOOR): HNL241865SFX.E.H.H

NOTES:
- Interchangeable core removable lock makes re-keying quick and easy.
- Finish of lock is determined by, and aligned with, the handle finish specified.
- Keyed alike cores must be ordered separately; specify model HF23B (Black) or HF23S (Satin) and specific key number required.

HOW TO SPECIFY

Select Model Number	Select Edge Profile and Edge Color	Select Handle and Lock Color	Select Top Color	Select Chassis Color	Select Drawer Front Color
	See page 29	See page 35	See page 29	See page 29	See page 29
H N L 2 4 3 6 2 9 S C .	B H .	E .	H .	H .	H

Select Model Number	Select Handle and Lock Color	Select Chassis Color	Select Drawer Front Color
	See page 35	See page 29	See page 29
H N L 2 4 3 6 6 5 S C .	E .	H .	H
H N L 2 4 1 8 6 5 S F X .	E .	H .	H

CONCINNITY™ Storage Cabinets

GSA SIN 33721

Icon Legend on page 19

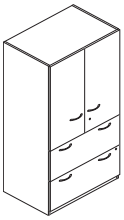

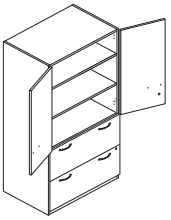

DESCRIPTION	MODEL	SHIP WEIGHT	CUBE	L1 LIST	L2 UPCHARGES TOP	CHASSIS	FRONTS
Storage Cabinet/Lateral File, Laminate Doors							
36″W x 24″D x 64¾″H	**HNL243665SLL**	328	40.8	**$3054**	**N/A**	**$58**	**$21**

NOTES: Cabinet includes one fixed and two full-width adjustable shelves; adjustable shelves can be removed. Overall storage compartment measures 34″W x 22″D x 34½″H and will accommodate supplies, books and binders. Lateral file equipped with mechanical interlock to inhibit the extension of more than one drawer at a time. Lateral file drawers include hangrails to accept folders in letter or legal size. Storage cabinet and lateral file lock independently; upper lock secures cabinet; lower locks secure file drawers. Locks are keyed alike. Door hinges rotate to 94 degrees. Unit height is designed to match desk, credenza, or return plus 35¼″H stack-on storage (= 64¾″). Ships fully assembled.

SPECIFYING EXAMPLE: HNL243665SLL.E.H.H

NOTES:

- Interchangeable core removable lock makes re-keying quick and easy.
- Finish of lock is determined by, and aligned with, the handle finish specified.
- Keyed alike cores must be ordered separately; specify model HF23B (Black) or HF23S (Satin) and specific key number required.

HOW TO SPECIFY

Select Model Number	Select Handle and Lock Color	Select Chassis Color	Select Door/Drawer Front Color
	See page 35	See page 29	See page 29
H N L 2 4 3 6 6 5 S L L .	E .	H .	H

CONCINNITY™ Wardrobes

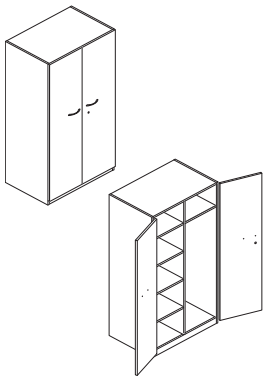

DESCRIPTION	MODEL	SHIP WEIGHT	CUBE	L1 LIST	L2 UPCHARGES CHASSIS	L2 UPCHARGES FRONTS
Wardrobe/Storage Cabinet, Laminate Doors — 36″W						
36″W x 24″D x 78⅛″H	**HNL243679WL**	303	40.8	**$3457**	**$63**	**$27**
36″W x 24″D x 64¾″H	**HNL243665WL**	284	40.8	**$3315**	**$58**	**$21**

NOTES: Spacious design combines a cabinet with adjustable shelves and a generous personal wardrobe compartment with a coat rod and upper shelf. 64¾″H and 78⅛″H have five shelves (four adjustable) and six shelves (five adjustable), respectively; shelves adjust in 2½″ increments. One lock secures both doors. Ships fully assembled.

SPECIFYING EXAMPLE: HNL243665WL.E.H.H

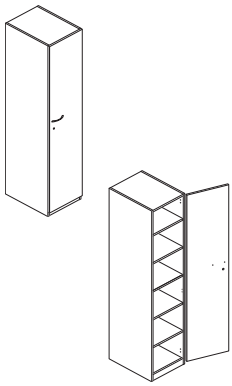

Wardrobe/Storage Cabinet, Laminate Door — 18″W						
18″W x 24″D x 78⅛″H, Hinged Right (shown)	**HNL241879WLR**	205	24.8	**$2270**	**$32**	**$21**
18″W x 24″D x 78⅛″H, Hinged Left	**HNL241879WLL**	205	24.8	**$2270**	**$32**	**$21**
18″W x 24″D x 64¾″H, Hinged Right	**HNL241865WLR**	157	21.6	**$2081**	**$27**	**$16**
18″W x 24″D x 64¾″H, Hinged Left	**HNL241865WLL**	157	21.6	**$2081**	**$27**	**$16**

NOTES: Design includes coat rod and shelves. 64¾″H and 78⅛″H have five shelves (four adjustable) and six shelves (five adjustable), respectively; shelves adjust in 2½″ increments. Middle shelves can be removed to provide space for garments; coat rod can be removed for storage only applications. Lock to secure contents. Ships fully assembled.

SPECIFYING EXAMPLE: HNL241865WLR.E.H.H

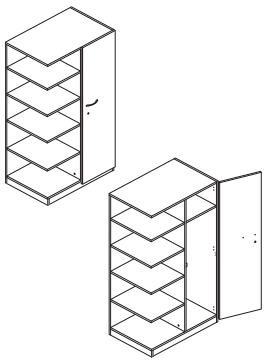

Wardrobe/Bookcase, Laminate Door						
36″W x 24″D x 78⅛″H, Wardrobe Left, Bookcase Right	**HNL243679WLBR**	302	47.4	**$3315**	**$63**	**$27**
36″W x 24″D x 78⅛″H, Wardrobe Right, Bookcase Left	**HNL243679WRBL**	302	47.4	**$3315**	**$63**	**$27**
36″W x 24″D x 64¾″H, Wardrobe Left, Bookcase Right	**HNL243665WLBR**	230	40.8	**$3133**	**$58**	**$21**
36″W x 24″D x 64¾″H, Wardrobe Right, Bookcase Left (shown)	**HNL243665WRBL**	230	40.8	**$3133**	**$58**	**$21**

NOTES: Combination closed-door wardrobe closet and open shelf bookcase. 64¾″H and 78⅛″H bookcases have five and six fixed shelves, respectively. Locking wardrobe compartment includes a coat rod and one shelf; shelf is positioned above the coat rod. Bookcase can be accessed from front or side. Left (L) model is wardrobe on left, bookcase on right; Right (R) model is wardrobe on right, bookcase on left. Ships fully assembled.

SPECIFYING EXAMPLE: HNL243665WRBL.E.H.H

NOTES:

- Heights designed to match desk, credenza, or return plus 35¼″H stack-on storage (= 64¾″) or 48⅝″H stack-on storage (= 78⅛″H).
- Finish of locks is determined by, and aligned with, the handle finish specified.
- Keyed alike cores must be ordered separately; specify model HF23B (Black) or HF23S (Satin) and specific key number required.

HOW TO SPECIFY

Select Model Number	Select Handle and Lock Color	Select Chassis Color	Select Door Front Color
	See page 35	See page 29	See page 29
H N L 2 4 3 6 6 5 W L .	E .	H .	H

CONCINNITY™ Storage Towers

GSA SIN 33721

Icon Legend on page 19

DESCRIPTION	MODEL	SHIP WEIGHT	CUBE	L1 LIST	L2 UPCHARGES CHASSIS	L2 UPCHARGES FRONTS
Storage Towers, Laminate Doors — 24″W						
24″W x 24″D x 78⅛″H, Wardrobe Hinged Left, Cabinet Hinged Right	**HNL242479TLL**	284	32.4	**$3211**	**$74**	**$48**
24″W x 24″D x 78⅛″H, Wardrobe Hinged Right, Cabinet Hinged Left	**HNL242479TLR**	284	32.4	**$3211**	**$74**	**$48**
24″W x 24″D x 64¾″H, Wardrobe Hinged Left, Cabinet Hinged Right	**HNL242465TLL**	241	27.6	**$2925**	**$63**	**$37**
24″W x 24″D x 64¾″H, Wardrobe Hinged Right, Cabinet Hinged Left (shown)	**HNL242465TLR**	241	27.6	**$2925**	**$63**	**$37**

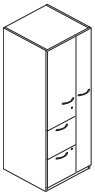

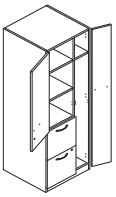

NOTES: Versatile design includes a wardrobe closet, storage cabinet, and two file drawers, in one compact unit. Wardrobe contains a coat rod and upper shelf. 64¾″H and 78⅛″H cabinets have three shelves (two adjustable) and four shelves (three adjustable), respectively; shelves adjust in 2½″ increments. File drawers operate on ball-bearing suspensions with full extension. File drawer design includes integrated hangrails for side-to-side letter or legal filing; and front-to-back for letter filing. Upper lock secures wardrobe closet and storage cabinet; lower lock secures file drawers; the two locks are keyed alike. Left (L) model is wardrobe hinged left, cabinet hinged right; Right (R) model is wardrobe hinged right, cabinet hinged left. Ships fully assembled.
SPECIFYING EXAMPLE: HNL242465TLR.E.H.H

Storage Towers, Laminate Door — 50″H						
18″W x 30″D x 50″H, Hinged Right	**HNL301850TLR**	135	19.8	**$1813**	**$53**	**$37**
18″W x 30″D x 50″H, Hinged Left	**HNL301850TLL**	135	19.8	**$1813**	**$53**	**$37**
18″W x 24″D x 50″H, Hinged Right	**HNL241850TLR**	121	15.9	**$1631**	**$53**	**$37**
18″W x 24″D x 50″H, Hinged Left	**HNL241850TLL**	121	15.9	**$1631**	**$53**	**$37**

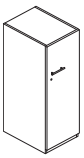

Hinged Right
HNL241850TLR shown

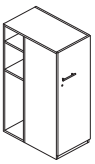

Hinged Right
HNL301850TLR shown

NOTES: Can be used next to 29½″H to standing, 42″H worksurfaces. Cabinet includes coat hook on back of door, perfect for jackets, sweaters, and purses. Two adjustable interior shelves, plus bottom of unit; shelves adjust in 2½″ increments. 30″D size has a slim side access storage space at rear of unit with two fixed interior shelves; the lower shelf is positioned to align with a 29½″H worksurface, the upper shelf with a 42″H worksurface. Hardware bag includes an extra coat hook which can be positioned on the side of the unit, below the worksurface; ideal for back packs. Left (L) model is door hinged left; Right (R) model is door hinged right. Worksurface tower bracket kit (model HSTB2W1) can be used to attach a worksurface directly to the tower. Bracket (1) eliminates the need for one end panel or O-leg support; (2) is not designed to be used as a support when a stack-on storage unit is placed over bracket. Ships fully assembled.
SPECIFYING EXAMPLE: HNL182450TLR.E.H.H

NOTES:
- Equipped with interchangeable core removable locks.
- Finish of locks is determined by, and aligned with, the handle finish specified.
- Keyed alike cores must be ordered separately; specify model HF23B (Black) or HF23S (Satin) and specific key number required.

CABINET/WARDROBE/TOWER SOLUTIONS BY SIZE			
	Low/50″H	Standard/64¾″H	Executive/78⅛″H
Storage Cabinet with Doors		•	•
Storage/File Cabinet		•	
Storage Cabinet/Lateral File		•	
Wardrobe/Storage Cabinet		•	•
Wardrobe/Bookcase		•	•
Storage Tower		•	•
Storage Tower with Side Access on 30″D	•		
Bookcase with Coat Hook		•	

HOW TO SPECIFY

Select Model Number

H N L 2 4 2 4 6 5 T L R .

Select Handle and Lock Color

See page 35

E .

Select Chassis Color

See page 29

H .

Select Door Front Color

See page 29

E

GSA SIN 33721

Icon Legend on page 19

CONCINNITY™ Bookcases

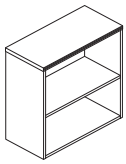

DESCRIPTION	MODEL	SHIP WEIGHT	CUBE	L1 LIST	L2 UPCHARGES TOP	L2 UPCHARGES CHASSIS
Bookcase with Adjustable Shelves						
30″W x 14¼″D x 78⅛″H, 6-Shelf	**HNL1530BK6**	170	25.7	**$1242**	**$32**	**$37**
30″W x 14¼″D x 65″H, 5-Shelf	**HNL1530BK5**	143	21.1	**$1102**	**$27**	**$32**
30″W x 14¼″D x 52¾″H, 4-Shelf	**HNL1530BK4**	118	17.4	**$956**	**$21**	**$27**
30″W x 14¼″D x 42″H, 3-Shelf	**HNL1530BK3**	95	14.1	**$840**	**$16**	**$21**
30″W x 14¼″D x 29½″H, 2-Shelf	**HNL1530BK2**	69	10.2	**$738**	**$16**	**$16**

NOTES: Profiled top edge; choose from edge detail options. Number of total and adjustable shelves:

Height	Shelves	Adjustable Shelves
29½″	2	1
42″	3	2
52¾″	4	3
65″	5	4
78⅛″	6	5

¾″ thick shelves adjust in 1¼″ increments. Inside shelf dimensions on all units are 28½″W x 13¼″D. Ships fully assembled.
SPECIFYING EXAMPLE: HNL1530BK2.BH.H.H

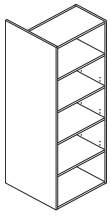

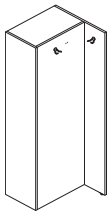

Back View

DESCRIPTION	MODEL	SHIP WEIGHT	CUBE	L1 LIST PRICE	L2 UPCHARGE
Bookcase with Coat Hooks					
24″W x 24″D x 64¾″H, 5-Shelf, with Coat Hooks, Right (shown)	**HNL2424BK5CR**	133	27.6	**$1254**	**$32**
24″W x 24″D x 64¾″H, 5-Shelf, with Coat Hooks, Left	**HNL2424BK5CL**	133	27.6	**$1254**	**$32**

NOTES: Inside shelf dimensions are 28½″W x 13¼″D. Two out of sight coat hooks for garments are secluded behind bookcase. One end panel measures 14¼″D, the other 24″D. “R” indicates coat hook access is on the right and the full 24″D end panel on the left; for use next to credenza or return with pedestal on right. “L” indicates coat hook access is on the left and the full 24″D end panel is on the right; for use next to credenza or return with pedestal on left. Unit height is designed to match desk, credenza, or return plus 35¼″H stack-on storage (= 64¾″). ¾″ thick, non-profiled top edge. Not available in two-tone laminate color combinations. Ships fully assembled.
SPECIFYING EXAMPLE: HNL2424BK5CR.H

HOW TO SPECIFY

Select Model Number

H N L 1 5 3 0 B K 2 .

Select Edge Profile and Edge Color

See page 29

B H .

Select Top Color

See page 29

H .

Select Chassis Color

See page 29

H

Select Model Number

H N L 2 4 2 4 B K 5 C R .

Select Laminate

See page 29

H

CONCINNITY™ Components — Worksurfaces

GSA SIN 33721

Icon Legend on page 19

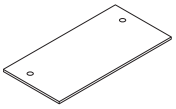

DESCRIPTION	MODEL	SHIP WEIGHT	CUBE	L1 LIST PRICE	L2 UPCHARGE
Rectangle Worksurface with Horizontal Grain					
84″W x 36″D	**HNLRC3684**	105	7.7	**$840**	**$32**
72″W x 36″D	**HNLRC3672**	90	6.7	**$703**	**$32**
84″W x 30″D	**HNLRC3084**	88	6.5	**$679**	**$27**
78″W x 30″D	**HNLRC3078**	81	6.1	**$616**	**$27**
72″W x 30″D	**HNLRC3072**	75	5.6	**$564**	**$21**
66″W x 30″D	**HNLRC3066**	69	5.2	**$520**	**$21**
60″W x 30″D	**HNLRC3060**	62	4.7	**$484**	**$21**
48″W x 30″D	**HNLRC3048**	50	3.9	**$397**	**$16**
96″W x 24″D	**HNLRC2496**	80	5.8	**$699**	**$32**
90″W x 24″D	**HNLRC2490**	75	5.5	**$686**	**$32**
84″W x 24″D	**HNLRC2484**	70	5.3	**$647**	**$27**
78″W x 24″D	**HNLRC2478**	65	4.9	**$578**	**$21**
72″W x 24″D	**HNLRC2472**	60	4.6	**$482**	**$21**
66″W x 24″D	**HNLRC2466**	55	4.2	**$464**	**$21**
60″W x 24″D	**HNLRC2460**	50	3.9	**$430**	**$21**
54″W x 24″D	**HNLRC2454**	45	3.5	**$394**	**$21**
48″W x 24″D	**HNLRC2448**	40	3.1	**$362**	**$16**
42″W x 24″D	**HNLRC2442**	35	2.8	**$337**	**$16**
36″W x 24″D Rectangle Worksurface/Pedestal Top	**HNLRC2436**	30	2.4	**$305**	**$16**
30″W x 24″D Rectangle Worksurface/Pedestal Top	**HNLRC2430**	25	2.1	**$305**	**$16**

NOTES: See chart on page 48 for cord management options.

! When grommets are specified for 30″D and 36″D rectangle worksurfaces, pre-drilled holes will not be included for a 4½″ diameter support column.

NOTES:

- Grain direction on all rectangle worksurfaces runs horizontal (side-to-side) except as follows: 30″W - 36″W - 42″W - 48″W - 54″W - 60″W x 24″D tops can be specified with horizontal (side-to-side) or vertical (front-to-back) grain.
- 42″W and 48″W x 20″D tops are available with vertical (front-to-back) grain only.
- For standing-height requirements, use worksurface with 41″H O-leg, end panel, L-shaped end panel, or pedestal supports.
- For mobile desks and tables, use post leg with casters.

! If using worksurfaces with Coordinate™ Height Adjustable Bases, an External Stiffener must be used.

! Attachment of above privacy screen models requires a minimum 1″ clear space/overhang on the underside of worksurface.

! Worksurfaces used with Coordinate™ Height Adjustable Bases should have 1″ perimeter gap on each side to provide clearance between other furniture. Failure to do so risks injury or product damage (not covered by warranty).

! When using end panels or O-legs with 84″, 90″, or 96″W worksurfaces, interior weight-bearing support components are required to minimize worksurface deflection.

! Attachment of above/below privacy screen models requires a minimum 2″ clear space/overhang on the underside of the worksurface.

! Steel external support channel can be attached to the underside of worksurfaces that are subjected to heavier loads. Channel is recommended to provide extra support on unsupported spans of 54″W or greater or per user preference. Ordered separately from worksurface.

! If using a 54″W or 60″W floating modesty panel, it is not necessary to specify an external support channel.

! When using an external support channel under the worksurface, the depth clearance for center drawers and keyboard platforms decreases by 8″.

! See "External Channel (Recommended Use)" chart on page 43.

HOW TO SPECIFY

Select Model Number

H N L R C 3 6 8 4 .

Select Edge Profile and Edge Color

See page 29

B H .

Select Worksurface Grommet Finish

P Black
T1 Platinum
X No Grommet

P .

Select Worksurface Color

See page 29

H

GSA SIN 33721

Icon Legend on page 19

CONCINNITY™ Components — Worksurfaces

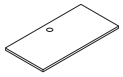

DESCRIPTION	MODEL	SHIP WEIGHT	CUBE	L1 LIST PRICE	L2 UPCHARGE
Rectangle Worksurface with Vertical Grain					
60″W x 24″D	**HNLRC2460V**	50	3.9	**$430**	**$21**
54″W x 24″D	**HNLRC2454V**	45	3.5	**$394**	**$21**
48″W x 24″D	**HNLRC2448V**	40	3.1	**$362**	**$16**
42″W x 24″D	**HNLRC2442V**	35	2.8	**$337**	**$16**
36″W x 24″D Rectangle Worksurface/Pedestal Top	**HNLRC2436V**	30	2.4	**$305**	**$16**
30″W x 24″D Rectangle Worksurface/Pedestal Top	**HNLRC2430V**	25	2.1	**$305**	**$16**
48″W x 20″D	**HNLRC2048V**	33	2.7	**$338**	**$11**
42″W x 20″D	**HNLRC2042V**	29	2.3	**$312**	**$11**

NOTES: Can be used in a host of applications, including as a desk, credenza, return, bridge, stationary or mobile table surface, in U- or L-shaped configurations, as part of a work wall layout with an island extension, or with the height adjustable electric base. The conference overhang dimension on the approach side of worksurfaces varies depending on the supports and modesty panels specified. Top can be positioned with a cantilevered conference overhang on one end when used with select worksurface supports, including an O-leg or 9½″W modular pedestal. For return applications in which there is an unsupported span wider than 54″, such as a 72″W x 24″D worksurface supported by a 15¾″W modular pedestal (= 56¼″) or a 60″W x 24″D worksurface supported by a 1⅛″ thick end panel (= 58⅞″), use internal support panel model HNL11SUPP. For bridges wider than 54″, use internal support panel HNL11SUPP. When using a 30″W, 36″W, 42″W, or 48″W rectangle worksurface as a bridge, no support legs are needed. When specifying a 84″W, 90″W, or 96″W worksurface, cannot use two O-legs for the supports. In these applications, the maximum number of supports that can be an O-leg is one; must choose from a 15¾″ or wider modular pedestal for use as the additional support component. For applications requiring connection to an adjoining worksurface, two flat brackets are included with 24″D and 20″D worksurfaces that are ≤48″W; one flat bracket is included with 24″D worksurfaces that are ≥54″W. Underside of worksurface includes pilot mounting holes for O-leg, 1⅛″ thick laminate end panel, pedestals, and flat brackets. See chart on page 48 for cord management options.

! When grommets are specified for 30″D and 36″D rectangle worksurfaces, pre-drilled holes will not be included for attachment of a 4½″ diameter support column.

NOTES:

- Grain direction on all rectangle worksurfaces runs horizontal (side-to-side) except as follows: 30″W - 36″W - 42″W - 48″W - 54″W - 60″W x 24″D tops can be specified with horizontal (side-to-side) or vertical (front-to-back) grain.
- 42″W and 48″W x 20″D tops are available with vertical (front-to-back) grain only.
- For standing-height requirements, use worksurface with 41″H O-leg, end panel, L-shaped end panel, or pedestal supports.
- For mobile desks and tables, use post leg with casters.

! If using worksurfaces with Coordinate™ Height Adjustable Bases, an External Stiffener must be used.

! Attachment of above privacy screen models requires a minimum 1″ clear space/overhang on the underside of worksurface.

! Worksurfaces used with Coordinate™ Height Adjustable Bases should have 1″ perimeter gap on each side to provide clearance between other furniture. Failure to do so risks injury or product damage (not covered by warranty).

! Attachment of above/below privacy screen models requires a minimum 2″ clear space/overhang on the underside of the worksurface.

! Steel external support channel can be attached to the underside of worksurfaces that are subjected to heavier loads. Channel is recommended to provide extra support on unsupported spans of 54″W or greater or per user preference. Ordered separately from worksurface.

! If using a 54″W or 60″W floating modesty panel, it is not necessary to specify an external support channel.

! When using an external support channel under the worksurface, the depth clearance for center drawers and keyboard platforms decreases by 8″.

! See "External Channel (Recommended Use)" chart on page 43.

HOW TO SPECIFY

Select Model Number

H N L R C 2 4 6 0 V .

Select Edge Profile and Edge Color

See page 29

B H .

Select Worksurface Grommet Finish

P Black
T1 Platinum
X No Grommet

P .

Select Worksurface Color

See page 29

H

CONCINNITY™ Components — Worksurfaces

GSA SIN 33721

Icon Legend on page 19

DESCRIPTION	MODEL	SHIP WEIGHT	CUBE	L1 LIST PRICE	L2 UPCHARGE
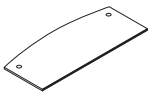 **Bow Worksurface**					
84″W x 36″D	**HNLBW3684**	94	7.7	**$896**	**$32**
72″W x 36″D	**HNLBW3672**	80	6.7	**$809**	**$32**
NOTES: 84″W size is ideal for executive layouts or for user's who require additional worksurface space. 72″W top can be combined with different pedestal support options to allow users to personalize their storage needs. Underside of worksurface includes pilot mounting holes for 1⅛″ and L-shaped laminate end panels, and 29⅛″D pedestals. Grain direction runs horizontal (side-to-side). See chart on page 48 for cord management options.					
Wedge Worksurface					
84″W x 36″D	**HNL3684WT**	166	20.3	**$975**	**$27**
78″W x 36″D	**HNL3678WT**	157	19.4	**$925**	**$21**
72″W x 36″D	**HNL3672WT**	144	17.7	**$812**	**$21**
66″W x 36″D	**HNL3666WT**	137	17.7	**$766**	**$21**
60″W x 36″D	**HNL3660WT**	131	17.7	**$706**	**$21**
84″W x 30″D	**HNL3084WT**	150	20.3	**$815**	**$27**
78″W x 30″D	**HNL3078WT**	142	19.4	**$775**	**$21**
72″W x 30″D	**HNL3072WT**	126	13.4	**$672**	**$21**
66″W x 30″D	**HNL3066WT**	121	13.4	**$643**	**$21**
60″W x 30″D	**HNL3060WT**	116	13.4	**$597**	**$21**
84″W x 24″D	**HNL2484WT**	134	20.3	**$785**	**$27**
78″W x 24″D	**HNL2478WT**	127	19.4	**$741**	**$21**
72″W x 24″D	**HNL2472WT**	109	11.2	**$598**	**$21**
66″W x 24″D	**HNL2466WT**	101	10.6	**$593**	**$21**
60″W x 24″D	**HNL2460WT**	92	9.5	**$547**	**$21**
NOTES: Wedge tops have boring for support column, post legs, and stanchion.					
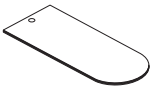 **Bullet Worksurface**					
84″W x 30″D	**HNLBU3084**	84	6.3	**$791**	**$27**
78″W x 30″D	**HNLBU3078**	78	6.3	**$752**	**$21**
72″W x 30″D	**HNLBU3072**	72	5.5	**$653**	**$21**
66″W x 30″D	**HNLBU3066**	66	5.5	**$624**	**$21**
60″W x 30″D	**HNLBU3060**	60	4.7	**$579**	**$21**
48″W x 30″D	**HNLBU3048**	54	3.7	**$508**	**$16**
NOTES: Applications include U- or L-shaped peninsula configurations and island extensions. Underside of worksurface includes pilot mounting holes for O-leg, T-shaped end panel, 29⅛″D pedestals, 4½″ diameter support column, and 2″ square post leg. One flat bracket is packaged with each worksurface for applications requiring connection to an adjoining worksurface. Grain direction runs horizontal (side-to-side). Can be used in combination with a 15¾″W or 9½″W x 29⅛″D x 28¼″H modular pedestal to create a freestanding desk. See chart on page 48 for cord management options.					

NOTES:

- When specifying an 84″W size, cannot use two O-legs; must use another type of support component such as a pedestal.
- Steel external support channel can be attached to the underside of worksurfaces that are subjected to heavier loads. Channel is recommended to provide extra support on unsupported spans of 54″W or greater or per user preference. Ordered separately from worksurface.
- If using a 54″W or 60″W floating modesty panel, it is not necessary to specify an external support channel.
- When using an external support channel under the worksurface, the depth clearance for center drawers and keyboard platforms decreases by 8″.
- See "External Channel (Recommended Use)" chart on page 43.

HOW TO SPECIFY

Select Model Number

H N L B W 3 6 8 4 .

Select Edge Profile and Edge Color

See page 29

B H .

Select Worksurface Grommet Finish

P Black
T1 Platinum
X No Grommet

P .

Select Worksurface Color

See page 29

H

CONCINNITY™ Components — Worksurfaces

DESCRIPTION	MODEL	SHIP WEIGHT	CUBE	L1 LIST PRICE	L2 UPCHARGE
Blade Worksurface, Left					
84″W x 36″D	**HNL3684LBT**	159	20.3	**$975**	**$27**
78″W x 36″D	**HNL3678LBT**	150	19.4	**$925**	**$21**
72″W x 36″D	**HNL3672LBT**	138	17.7	**$812**	**$21**
66″W x 36″D	**HNL3666LBT**	131	17.7	**$766**	**$21**
60″W x 36″D	**HNL3660LBT**	125	17.7	**$706**	**$21**
84″W x 30″D	**HNL3084LBT**	144	20.3	**$815**	**$27**
78″W x 30″D	**HNL3078LBT**	136	19.4	**$775**	**$21**
72″W x 30″D	**HNL3072LBT**	121	13.4	**$672**	**$21**
66″W x 30″D	**HNL3066LBT**	115	13.4	**$643**	**$21**
60″W x 30″D	**HNL3060LBT**	110	13.4	**$597**	**$21**
84″W x 24″D	**HNL2484LBT**	129	20.3	**$785**	**$27**
78″W x 24″D	**HNL2478LBT**	122	19.4	**$741**	**$21**
72″W x 24″D	**HNL2472LBT**	104	11.2	**$598**	**$21**
66″W x 24″D	**HNL2466LBT**	97	10.6	**$593**	**$21**
60″W x 24″D	**HNL2460LBT**	88	9.5	**$547**	**$21**

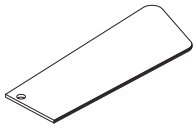

DESCRIPTION	MODEL	SHIP WEIGHT	CUBE	L1 LIST PRICE	L2 UPCHARGE
Blade Worksurface, Right					
84″W x 36″D	**HNL3684RBT**	159	20.3	**$975**	**$27**
78″W x 36″D	**HNL3678RBT**	150	19.4	**$925**	**$21**
72″W x 36″D	**HNL3672RBT**	138	17.7	**$812**	**$21**
66″W x 36″D	**HNL3666RBT**	131	17.7	**$766**	**$21**
60″W x 36″D	**HNL3660RBT**	125	17.7	**$706**	**$21**
84″W x 30″D	**HNL3084RBT**	144	20.3	**$815**	**$27**
78″W x 30″D	**HNL3078RBT**	136	19.4	**$775**	**$21**
72″W x 30″D	**HNL3072RBT**	121	13.4	**$672**	**$21**
66″W x 30″D	**HNL3066RBT**	115	13.4	**$643**	**$21**
60″W x 30″D	**HNL3060RBT**	110	13.4	**$597**	**$21**
84″W x 24″D	**HNL2484RBT**	129	20.3	**$785**	**$27**
78″W x 24″D	**HNL2478RBT**	122	19.4	**$741**	**$21**
72″W x 24″D	**HNL2472RBT**	104	11.2	**$598**	**$21**
66″W x 24″D	**HNL2466RBT**	97	10.6	**$593**	**$21**
60″W x 24″D	**HNL2460RBT**	88	9.5	**$547**	**$21**

NOTES:

- Blade tops have boring for support column, post legs, and stanchion.

! Support column cannot be used on stanchion applications for tops larger than 72″W.

HOW TO SPECIFY

Select Model Number

H N L 3 0 7 8 L B T .

Select Edge Profile and Edge Color

See page 29

B H .

Select Worksurface Grommet Finish

P Black
T1 Platinum
X No Grommet

P .

Select Worksurface Color

See page 29

H

CONCINNITY™ Components — Worksurfaces

GSA SIN 33721

Icon Legend on page 19

	DESCRIPTION	MODEL	SHIP WEIGHT	CUBE	L1 LIST PRICE	L2 UPCHARGE
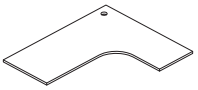 *Left*	**Height Adjustable Corner Cove Worksurface, Left**					
	72″W x 36″D x 60″R	**HNL723660LCH**	179	23.2	**$1130**	**$37**
	72″W x 30″D x 60″R	**HNL723060LCH**	171	23.2	**$1076**	**$37**
	72″W x 30″D x 54″R	**HNL723054LCH**	166	23.2	**$1021**	**$37**
	66″W x 36″D x 60″R	**HNL663660LCH**	172	20.3	**$1024**	**$32**
	66″W x 30″D x 60″R	**HNL663060LCH**	164	20.3	**$968**	**$32**
	66″W x 30″D x 54″R	**HNL663054LCH**	160	20.3	**$914**	**$32**
	60″W x 36″D x 60″R	**HNL603660LCH**	165	19.3	**$939**	**$27**
	60″W x 30″D x 60″R	**HNL603060LCH**	159	19.3	**$885**	**$27**
	60″W x 30″D x 54″R	**HNL603054LCH**	154	19.3	**$830**	**$27**
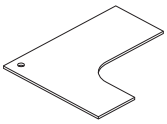 *Right*	**Height Adjustable Corner Cove Worksurface, Right**					
	72″W x 36″D x 60″R	**HNL723660RCH**	179	23.2	**$1130**	**$37**
	72″W x 30″D x 60″R	**HNL723060RCH**	171	23.2	**$1076**	**$37**
	72″W x 30″D x 54″R	**HNL723054RCH**	166	23.2	**$1021**	**$37**
	66″W x 36″D x 60″R	**HNL663660RCH**	172	20.3	**$1024**	**$32**
	66″W x 30″D x 60″R	**HNL663060RCH**	164	20.3	**$968**	**$32**
	66″W x 30″D x 54″R	**HNL663054RCH**	160	20.3	**$914**	**$32**
	60″W x 36″D x 60″R	**HNL603660RCH**	165	19.3	**$939**	**$27**
	60″W x 30″D x 60″R	**HNL603060RCH**	159	19.3	**$885**	**$27**
	60″W x 30″D x 54″R	**HNL603054RCH**	154	19.3	**$830**	**$27**
	P-Shaped Worksurface					
	72″W x 36″D, Left (shown)	**HNL3672LPT**	132	15.0	**$1093**	**$27**
	72″W x 30″D, Left	**HNL3072LPT**	115	13.1	**$1038**	**$21**
	72″W x 36″D, Right	**HNL3672RPT**	132	15.0	**$1093**	**$27**
	72″W x 30″D, Right	**HNL3072RPT**	115	13.1	**$1038**	**$21**

NOTES:
- Corner Cove worksurfaces have 1″ shorter top size on credenza side to accommodate for pinch points.
- P-Shaped worksurfaces have boring for support column, post legs, stanchion, O-leg, and laminate T-shaped end panel.

HOW TO SPECIFY

Select Model Number

H N L 6 6 3 0 6 0 L C H .

Select Edge Profile and Edge Color

See page 29

B H .

Select Worksurface Grommet Finish

P Black
T1 Platinum
X No Grommet

P .

Select Worksurface Color

See page 29

H

GSA SIN 33721

Icon Legend on page 19

CONCINNITY™ Components — Worksurfaces

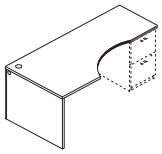

Right-hand model HNLEC367224R shown

DESCRIPTION	MODEL	SHIP WEIGHT	CUBE	L1 LIST	L2 UPCHARGES WORKSURFACE	L2 UPCHARGES END PANEL
Extended Corner Worksurface						
72″W x 48″D, Right	**HNLEC487224R**	130	8.9	**$1363**	**$53**	**$53**
72″W x 48″D, Left	**HNLEC487224L**	130	8.9	**$1363**	**$53**	**$53**
72″W x 36″D, Right	**HNLEC367224R**	106	6.6	**$1127**	**$48**	**$48**
72″W x 36″D, Left	**HNLEC367224L**	106	6.6	**$1127**	**$48**	**$48**

NOTES: For use in U- or L-shaped layouts. Includes top and long (47″D or 35″D) end panel components. Installation also requires modesty panel and either a 1⅛″ thick end panel or 15¾″ x 23⅛″D pedestal support for opposite end; both ordered separately. 72″W x 24/48″D or 48/24″D top is intended for use with 30/48″D or 48/30″D jetty peninsula to create a 2-piece "U" station with a curved cockpit on user's side. 72″W x 24/36″D or 36/24″D size is intended for use with 24″D returns or bridges. Underside of worksurface has pilot mounting holes for 1⅛″ thick end panel and 15¾″ x 23⅛″D modular pedestal. Edgebanding on the extended corner worksurface is profiled on the user's side and flat on the back (approach side) and ends. Grain direction runs horizontal (side-to-side).

! One flat bracket is packaged with each 48″D worksurface for applications requiring connection to a 48″D jetty peninsula. For 36″D extended corner worksurface, the flat bracket is shipped with the adjoining return or bridge. See chart on page 48 for cord management options. If grommet option is chosen, the worksurface component will match the color specified; the long end panel grommet color will be black.

NOTES:

! When specifying an 84″W size, cannot use two O-legs; must use another type of support component such as a pedestal.

! Steel external support channel can be attached to the underside of worksurfaces that are subjected to heavier loads. Channel is recommended to provide extra support on unsupported spans of 54″W or greater or per user preference. Ordered separately from worksurface.

! If using a 54″W or 60″W floating modesty panel, it is not necessary to specify an external support channel.

! When using an external support channel under the worksurface, the depth clearance for center drawers and keyboard platforms decreases by 8″.

! See "External Channel (Recommended Use)" chart on page 43.

HOW TO SPECIFY

Select Model Number	Select Edge Profile and Edge Color	Select Worksurface Grommet Finish	Select Worksurface Color	Select End Panel Color
	See page 29	**P** Black **T1** Platinum **X** No Grommet	See page 29	See page 29
H N L E C 4 8 7 2 2 4 R .	B H .	X .	H .	H

CONCINNITY™ Components — Supports

GSA SIN 33721 EXCEPT AS NOTED

Icon Legend on page 19

DESCRIPTION	MODEL	SHIP WEIGHT	CUBE	LIST PRICE
External Support Channel				
72″W for a 78″ Worksurface	**HLSLZ5SC84**	12	0.7	**$152**
66″W for a 72″ Worksurface	**HLSLZ5SC78**	7	0.5	**$152**
60″W for a 66″ Worksurface	**HLSLZ5SC72**	7	0.5	**$152**
54″W for a 60″ Worksurface	**HLSLZ5SC66**	7	0.5	**$141**
48″W for a 54″ Worksurface	**HLSLZ5SC60**	6	0.5	**$135**

! Available in Graphite paint only.

! Attaches to underside of worksurface; required for unsupported spans greater than 54″W.

! When specifying a 54″W or 60″W Floating Modesty Panel, it is not necessary to specify an external channel.

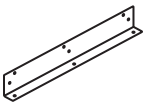

HVPWLBK24 shown

OPEN MARKET

Worksurface Wall Mount Bracket				
For 30″	**HVPWLBK30**	2	0.3	**$127**
For 24″	**HVPWLBK24**	2	0.3	**$114**

NOTES: Can be used in place of an end panel to support a worksurface. Cannot be used as a support when placing a stack-on storage unit on worksurface over bracket; must have two full-sized floor supports when using stack-on storage. Finish option not required.

SPECIFYING EXAMPLE: HVPWLBK30

DESCRIPTION	MODEL	SHIP WEIGHT	CUBE	LIST PRICE BY PAINT GRADE P1	P2	P3
Worksurface to Tower Bracket Kit						
18½″ long bracket for attaching 24″D worksurface directly to storage tower, wardrobe/bookcase, wardrobe/storage cabinet, storage cabinet/lateral file, storage cabinet, or lateral file.	**HSTB2W1**	4	0.6	**$112**	**$126**	**$128**

NOTES: Can be used in place of end panel or O-leg to support worksurfaces.

! Bracket not designed for use as a support if placing Stack-on Storage on worksurface over/above bracket. Two full-sized supports required when using Stack-on Storage.

Post Leg, 2-Pack						
28″H	**HMBPOST2**	12	3.0	**$295**	**$300**	**$312**

NOTES: Pricing shown is per carton. Ordering 2 of the model will result in 2 cartons being shipped, giving you 4 legs.

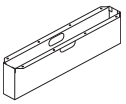

Credenza Stanchion						
Stanchion for use on 30″D and 36″D tops	**HNL28XS**	9	1.0	**$384**	**$389**	**$401**
Stanchion for use on 18″D and 24″D tops	**HNL16XS**	6	1.0	**$281**	**$286**	**$298**

NOTES: Includes pass-through grommet for easy cord management.

NOTES:

- Use the worksurface to tower bracket kit to attach worksurfaces to Storage Tower models.

! Depending on your support combination, an external channel may be required for extra support on unsupported spans greater than 54″W.

HOW TO SPECIFY

Select Model Number

H L S L Z 5 S C 8 4

Select Model Number

H N L 2 8 X S .

Select Paint Color

See page 29

P

GSA SIN 33721

Icon Legend on page 19

CONCINNITY™ Components — Modesty/Back Panels

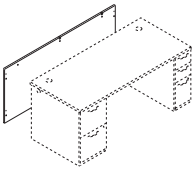

DESCRIPTION	MODEL	SHIP WEIGHT	CUBE	L1 LIST PRICE	L2 UPCHARGE
Modesty/Back Panels — Full-Length					
96″W x 27⅞″H	**HNLMP9628**	62	7.2	**$565**	**$27**
90″W x 27⅞″H	**HNLMP9028**	58	6.7	**$550**	**$27**
84″W x 27⅞″H	**HNLMP8428**	54	6.1	**$457**	**$27**
78″W x 27⅞″H	**HNLMP7828**	50	5.5	**$406**	**$21**
72″W x 27⅞″H	**HNLMP7228**	46	5.3	**$377**	**$21**
66″W x 27⅞″H	**HNLMP6628**	42	4.8	**$355**	**$21**
60″W x 27⅞″H	**HNLMP6028**	38	4.4	**$321**	**$21**
54″W x 27⅞″H	**HNLMP5428**	34	4.0	**$310**	**$21**
48″W x 27⅞″H	**HNLMP4828**	30	3.6	**$294**	**$16**
42″W x 27⅞″H	**HNLMP4228**	26	3.2	**$270**	**$16**
36″W x 27⅞″H Modesty/Pedestal Back Panel	**HNLMP3628**	22	2.8	**$250**	**$13**
30″W x 27⅞″H Modesty/Pedestal Back Panel	**HNLMP3028**	18	2.4	**$231**	**$13**

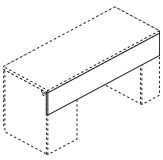

Back View

Modesty/Back Panels — Short					
96″W x 10″H	**HNLMP9610**	22	3.0	**$565**	**$16**
90″W x 10″H	**HNLMP9010**	21	2.8	**$550**	**$16**
84″W x 10″H	**HNLMP8410**	20	2.8	**$457**	**$16**
78″W x 10″H	**HNLMP7810**	19	2.3	**$406**	**$13**
72″W x 10″H	**HNLMP7210**	18	2.1	**$377**	**$13**
66″W x 10″H	**HNLMP6610**	17	1.9	**$355**	**$13**
60″W x 10″H	**HNLMP6010**	16	1.8	**$321**	**$13**
54″W x 10″H	**HNLMP5410**	15	1.6	**$310**	**$13**
48″W x 10″H	**HNLMP4810**	14	1.4	**$294**	**$11**
42″W x 10″H	**HNLMP4210**	13	1.3	**$270**	**$11**
36″W x 10″H	**HNLMP3610**	12	1.1	**$250**	**$11**
30″W x 10″H	**HNLMP3010**	11	0.9	**$231**	**$11**

NOTES: For use with modular worksurface and support components. Component is ¾″ thick. Full-to-floor sizes can be specified with or without grommet; see chart on page 48 for cord management options. For standing-height applications, a worksurface supported by 1⅛″ thick x 41″H laminate end panel(s) and/or 41″H support pedestal(s), the recommended modesty panel length extends 27⅞″ below the underside of the top, leaving 13″ of wall access; 9½″ and 15¾″W x 13″H backs are available to enclose the balance of the pedestal back. Worksurfaces supported by a 1⅛″ thick x 41″H laminate end panel and 41″H support pedestal, or by two 41″H support pedestals, can be used with a 10″ modesty panel to increase the amount of wall access, however in this application the pedestal(s) should be positioned against a wall, as there is not a 30⅞″H panel to cover the back of the pedestal that is exposed below the modesty panel. The 10″H modesty panel is not recommended for use in a standing-height shell, where both supports are 41″H laminate end panels; for this solution use the 27⅛″H modesty panel. For standing-height applications with the worksurface supported by 41″H O-legs or L-shaped end panels, use the appropriate floating modesty panel size.

NOTES:

- Provide approach-side kneespace privacy for user seated at desks, credenzas, returns, and bridges.
- Full-width laminate panel can be specified in 6″ increments from 30″-96″W, and in full-length (27⅞″H) or short (10″H).
- Formal, full-length, 27⅞″H models extend from the underside of the worksurface to the floor.
- 10″H sizes allow quick and easy access to wall power outlets.
- 30″W and 36″W x 27⅞″H are sized to serve as a modesty panel, or pedestal back for respective 30″W and 36″W support storage pedestal models.

! The full-width panel designs are specifically for use when the worksurface supports are two 1⅛″ thick end panels, two support storage pedestals, or one 1⅛″ thick end panel and one support storage pedestal; not for use with O-legs or L-shaped end panels.

! Full-length modesty panels not for use with height adjustable desks/shrouds.

HOW TO SPECIFY

Select Model Number

H N L M P 7 2 2 8 .

Select Grommet

P Black
X No Grommet

X .

Select Laminate Color

See page 29

H

Select Model Number

H N L M P 7 2 1 0 .

Select Laminate Color

See page 29

H

CONCINNITY™ Components — Modesty/Back Panels

GSA SIN 33721

Icon Legend on page 19

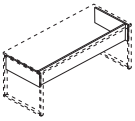

Not available in two-tone laminate

DESCRIPTION	MODEL	SHIP WEIGHT	CUBE	L1 LIST PRICE	L2 UPCHARGE
Modesty Panels for Desks with O-Legs					
68⅜"W x ¾"D x 10"H — For 72" x 30" Desks	**HLAMMP7230**	26	2.1	**$358**	**$16**
56⅜"W x ¾"D x 10"H — For 60" x 30" Desks	**HLAMMP6030**	23	1.8	**$328**	**$16**

NOTES: For use with 60"W or 72"W worksurfaces supported by O-legs. Comprised of three panels: one approach side and one for each end. Length below bottom of worksurface is 10". Steel external support channel (ordered separately) is recommended for unsupported spans greater than 54"W (i.e.: a distance in which there is not a vertical support between the underside of the worksurface and floor). Grain direction is vertical on approach and side panels for 56⅜"W (all laminate colors) and 68⅜"W (L1 laminate except Florence Walnut and Kingswood Walnut). Vertical on 27⅝" end panels (all laminate colors). Horizontal on all panels for L2 laminates as well as Florence Walnut and Kingswood Walnut.
Specify: Model.Laminate
SPECIFYING EXAMPLE: HLAMMP7230.N

! $16 upcharge for L2 laminates. See pages 247-248 for laminate options.

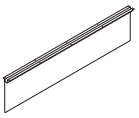

Laminate Floating Modesty Panel					
60"W x 14"H	**HLSL6014L** ✱	20	1.1	**$343**	**$13**
54"W x 14"H	**HLSL5414L** ✱	18	1.1	**$320**	**$13**
48"W x 14"H	**HLSL4814L** ✱	16	1.1	**$292**	**$13**
42"W x 14"H	**HLSL4214L** ✱	14	0.8	**$265**	**$11**
36"W x 14"H	**HLSL3614L** ✱	12	0.8	**$243**	**$11**
30"W x 14"H	**HLSL3014L** ✱	10	0.8	**$230**	**$11**

NOTES: The attachment bracket and modesty panel are packaged separately.
Specify: Model.Laminate.Paint
SPECIFYING EXAMPLE: HLSL3014L.N.P (Black is the only paint option for this model)

! When specifying the 54"W or 60"W Laminate Floating Modesty Panel, it is not necessary to specify an external support channel.

! 30"W and 36"W screens attach with L-brackets, not the external channel.

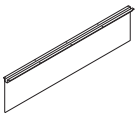

Mixed Material Floating Modesty Panel					
60"W x 14"H	**HLSL6014MM** ✱	13	3.3	**$1497**	**N/A**
54"W x 14"H	**HLSL5414MM** ✱	13	3.3	**$1314**	**N/A**
48"W x 14"H	**HLSL4814MM** ✱	11	2.6	**$1209**	**N/A**
42"W x 14"H	**HLSL4214MM** ✱	9	2.3	**$1093**	**N/A**
36"W x 14"H	**HLSL3614MM** ✱	8	2.0	**$979**	**N/A**
30"W x 14"H	**HLSL3014MM** ✱	8	2.0	**$911**	**N/A**

NOTES: The attachment bracket and modesty panel are packaged separately.
Specify: Model.Mixed Material.Paint
SPECIFYING EXAMPLE: HLSL3014MM.FT01.P (Frosted Translucent mixed material and Black paint are the only options for this model)

! When specifying the 54"W or 60"W Mixed Material Floating Modesty Panel, it is not necessary to specify an external support channel.

NOTES:
- Floating panel options attach under worksurfaces and are available in laminate or mixed (frosted translucent) material. The modesty panel and attachment bracket are packaged separately.
- If using a 54"W or 60"W floating modesty panel, it is not necessary to specify an external support channel.
- When using a floating modesty panel under the worksurface, the depth clearance for center drawers and keyboard platforms decreases by 8".
- The full width/half-height and full-to-floor/full-height panels are filler options designed only for use on 60", 66", and 72"W x 29½"H, double, 15¾"W, pedestal desks and credenzas that are specified/built with modular components.

✱ De-emphasized.

HOW TO SPECIFY

Select Model Number

H L S L 3 0 1 4 M M .

Select Mixed Material

FT01 Frosted Translucent

F T 0 1

GSA SIN 33721

Icon Legend on page 19

CONCINNITY™ Components — Modesty/Back Panels

DESCRIPTION	MODEL	SHIP WEIGHT	CUBE	L1 LIST PRICE	L2 UPCHARGE
Full Width/Half-Height Laminate Modesty Panel					
40″W x 14″H, for use with 72″ desks	**HLSL4014LM**	29	2.4	**$270**	**$11**
34″W x 14″H, for use with 66″ desks	**HLSL3414LM**	23	1.9	**$259**	**$11**
28″W x 14″H, for use with 60″ desks	**HLSL2814LM**	19	1.6	**$250**	**$11**
NOTES: Filler piece that can only be used between the following supports: two 15¾″W modular pedestals, two 15¾″W L-shaped end panels, or one 15¾″W modular pedestal and one 15¾″W L-shaped end panel. Attachment brackets included.					
Full-to-Floor/Full-Length Laminate Modesty Panel					
40″W x 28½″H, for use with 72″ desks	**HLSL4028LM**	44	3.6	**$411**	**$13**
34″W x 28½″H, for use with 66″ desks	**HLSL3428LM**	38	3.2	**$391**	**$13**
28″W x 28½″H, for use with 60″ desks	**HLSL2828LM**	33	2.7	**$333**	**$13**
NOTES: Filler piece that can only be used between the following supports: two 15¾″W modular pedestals, two 15¾″W L-shaped end panels, or one 15¾″W modular pedestal and one 15¾″W L-shaped end panel. Attachment brackets included.					
Half-Height Laminate Modesty Panel					
40″W x 14″H, for use with 72″ HAT tops	**HNL4014LM**	29	2.3	**$368**	**$21**
34″W x 14″H, for use with 66″ HAT tops	**HNL3414LM**	23	2.2	**$346**	**$21**
28″W x 14″H, for use with 60″ HAT tops	**HNL2814LM**	19	1.9	**$324**	**$21**
NOTES: For use with height adjustable base and top applications with low credenza.					

NOTES:

- Floating panel options attach under worksurfaces and are available in laminate or mixed (frosted translucent) material. The modesty panel and attachment bracket are packaged separately.
- If using a 54″W or 60″W floating modesty panel, it is not necessary to specify an external support channel.
- When using a floating modesty panel under the worksurface, the depth clearance for center drawers and keyboard platforms decreases by 8″.
- The full width/half-height and full-to-floor/full-height panels are filler options designed only for use on 60″, 66″, and 72″W x 29½″H, double, 15¾″W, pedestal desks and credenzas that are specified/built with modular components.

! Full-to-floor/full-length modesty panels not for use with height adjustable desks/shrouds.

HOW TO SPECIFY

Select Model Number

H L S L 2 8 1 4 L M .

Select Laminate Color

See page 29

N

CONCINNITY™ Components — Supports

GSA SIN 33721

Icon Legend on page 19

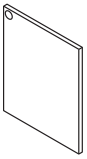

HNLEP2428R shown

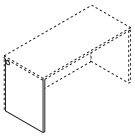

HNLEP2428L shown

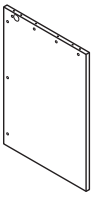

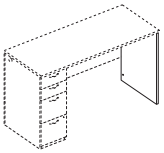

HNLEP2441R shown

DESCRIPTION	MODEL	SHIP WEIGHT	CUBE	L1 LIST PRICE	L2 UPCHARGE
1⅛″ Laminate End Panels — For 29½″H					
1⅛″W x 35″D x 28½″H for 36″D, Right	**HNLEP3628R**	39	2.8	**$344**	**$21**
1⅛″W x 35″D x 28½″H for 36″D, Left	**HNLEP3628L**	39	2.8	**$344**	**$21**
1⅛″W x 29⅛″D x 28½″H for 30″D, Right	**HNLEP3028R**	32	2.3	**$303**	**$16**
1⅛″W x 29⅛″D x 28½″H for 30″D, Left	**HNLEP3028L**	32	2.3	**$303**	**$16**
1⅛″W x 23⅛″D x 28½″H for 24″D, Right	**HNLEP2428R**	22	1.9	**$270**	**$11**
1⅛″W x 23⅛″D x 28½″H for 24″D, Left	**HNLEP2428L**	22	1.9	**$270**	**$11**
1⅛″ Laminate End Panels — For 42″H					
1⅛″W x 29⅛″D x 41″H for 30″D, Right	**HNLEP3041R**	47	3.2	**$340**	**$21**
1⅛″W x 29⅛″D x 41″H for 30″D, Left	**HNLEP3041L**	47	3.2	**$340**	**$21**
1⅛″W x 23⅛″D x 41″H for 24″D, Right	**HNLEP2441R**	37	2.6	**$321**	**$16**
1⅛″W x 23⅛″D x 41″H for 24″D, Left	**HNLEP2441L**	37	2.6	**$321**	**$16**

NOTES: Supports the end of a component worksurface where there is no modular pedestal. 1⅛″ Laminate End Panels must be used with a full-length (27⅞″H) or short (10″H) modesty/back panel; ordered separately, see page 93. The depth of an end panel is ¾″ less than the depth of the worksurface, to accommodate the modesty/back panel. Handed design (left and right models). Bottom of end panel is edgebanded for added strength and to seal out moisture. Applications include — For the non-pedestal end of single pedestal desks or credenzas utilizing modular storage components. For returns that do not have a modular storage pedestal to support the worksurface. For extended corner units that do not utilize a 15¾″W x 23⅛″D modular storage pedestal to support the 24″D worksurface dimension. For building desk or credenza shells comprised of a worksurface top and modesty/back panel components, and left and right end panel. Available in a woodgrain or solid laminate color only. Can be specified with or without grommet; see chart on page 48 for cord management options. If grommet option is chosen, the color is black only.

NOTES:

1⅛″ Laminate End Panels must be used with a full-length (27⅞″H) or short (10″H) modesty/back panel; ordered separately, see page 93.

HOW TO SPECIFY

Select Model Number

H N L E P 2 4 2 8 R .

Select Grommet

P Black
X No Grommet

X .

Select Laminate Color

See page 29

H

GSA SIN 33721

Icon Legend on page 19

CONCINNITY™ Kneespace Clearance End Panels

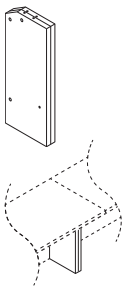

DESCRIPTION	MODEL	SHIP WEIGHT	CUBE	L1 LIST PRICE	L2 UPCHARGE
Kneespace Clearance End Panels					
1⅛″W x 11¼″D x 41″H for 24″D, 2 pk	**HNLEP1141**	25	2.8	**$377**	**$11**
1⅛″W x 11¼″D x 28½″H for 24″D, 2 pk	**HNLEP1128**	25	2.0	**$308**	**$11**

NOTES: Creates additional kneespace for the user. Two 1⅛″W x 11¼″D laminate end panels, one left, one right; sized to support two adjoining, contiguous 24″D worksurfaces. Can be specified with worksurfaces at time of installation or ordered as replacement for two side-by-side 1⅛″W x 23″D end panels. Available in 28½″ and 41″H. Can be used to connect up to three credenzas in line (2 kits). Not designed for use with returns. Allows conversion of units currently in the field; European fasteners make installation quick and easy. Cord routing notch in top back of each panel. Includes two 1⅛″ thick panels; European fastening hardware; flat connector bracket; self-tapping wood screws for ganging credenza to adjacent worksurface; and adjustable leveling glides. Can be specified in a woodgrain or solid laminate color only; not in a two-tone combination.

SPECIFYING EXAMPLE: HNLEP1128.H

HOW TO SPECIFY

Select Model Number

H N L E P 1 1 2 8 .

Select Grommet

P Black
X No Grommet

X

CONCINNITY™ Components — Supports

GSA SIN 33721

Icon Legend on page 19

DESCRIPTION	MODEL	SHIP WEIGHT	CUBE	L1 LIST PRICE	L2 UPCHARGE
Laminate End Panel — 7″H Support for Worksurfaces					
1⅛″W x 30″D x 7″H, Right	**HNLEP307R**	7	0.7	**$177**	**$11**
1⅛″W x 30″D x 7″H, Left	**HNLEP307L**	7	0.7	**$177**	**$11**
1⅛″W x 24″D x 7″H, Right	**HNLEP247R**	6	0.7	**$177**	**$11**
1⅛″W x 24″D x 7″H, Left	**HNLEP247L**	6	0.7	**$177**	**$11**

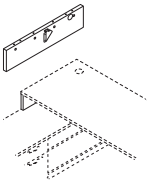

HNLEP307L shown

NOTES: Specifically for layered surface applications; used to support a 29½″H component worksurface over a 21½″H low credenza unit. 1⅛″ thick. Handed design (left and right models). Includes cord routing notch. Bottom of end panel is edgebanded for added strength and to seal out moisture. Attaches to underside of worksurface via cam fasteners and L-bracket; attaches to top of low credenza with double-sided tape. Can be specified in a woodgrain or solid laminate color only. For 7″H metal O-leg support see page 100.
SPECIFYING EXAMPLE: HNLEP307R.H

Laminate L-Shaped End Panels — For 29½″H					
15¾″W x 30″D x 28½″H, Right	**HNLLEP3028R**	38	4.3	**$484**	**$16**
15¾″W x 30″D x 28½″H, Left	**HNLLEP3028L**	38	4.3	**$484**	**$16**
15¾″W x 24″D x 28½″H, Right	**HNLLEP2428R**	32	2.8	**$436**	**$16**
15¾″W x 24″D x 28½″H, Left	**HNLLEP2428L**	32	2.8	**$436**	**$16**

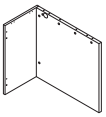

HNLLEP3028R shown

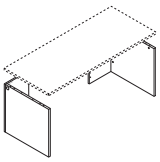

HNLLEP3028R and HNLLEP3028L shown

Laminate L-Shaped End Panels — For 42″H					
15¾″W x 30″D x 41″H, Right	**HNLLEP3041R**	55	4.3	**$537**	**$21**
15¾″W x 30″D x 41″H, Left	**HNLLEP3041L**	55	4.3	**$537**	**$21**
15¾″W x 24″D x 41″H, Right	**HNLLEP2441R**	47	2.8	**$479**	**$21**
15¾″W x 24″D x 41″H, Left	**HNLLEP2441L**	47	2.8	**$479**	**$21**

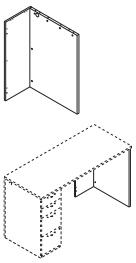

HNLLEP3041R shown

NOTES: Supports the end of a component worksurface where there is no modular pedestal. Provides easy, open access to wall electrical outlets. For configurations requiring a modesty panel, options include a laminate floating modesty panel or a mixed material floating modesty panel — see page 94. Tops and bottoms of panels are edgebanded. Two pieces; 1⅛″ end panel and ¾″ back panel. Ships EZ; simple assembly. Can be specified in a woodgrain or solid laminate color only; not available in a two-tone combination. See chart on page 48 for cord management options. If grommet option is chosen for the end panel, the color is black only.
SPECIFYING EXAMPLE: HNLLEP2428R.X.H

HOW TO SPECIFY

Select Model Number

H N L E P 3 0 7 R .

Select Laminate Color

See page 29

H

Select Model Number

H N L L E P 3 0 2 8 R .

Select Grommet

P Black
X No Grommet

X .

Select Laminate Color

See page 29

H

CONCINNITY™ Components — Supports

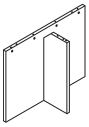

DESCRIPTION	MODEL	SHIP WEIGHT	CUBE	L1 LIST PRICE	L2 UPCHARGE
Laminate T-Shaped End Panels — For 29½″H					
11⅝″W x 35⅞″D x 28½″H	**HNLTEP3628**	45	3.7	**$496**	**$21**
11⅝″W x 29⅞″D x 28½″H	**HNLTEP3028**	39	3.3	**$463**	**$21**
11⅝″W x 23⅞″D x 28½″H	**HNLTEP2428**	33	2.9	**$436**	**$21**

NOTES: Supports the end of a component worksurface where there is no modular pedestal. Available in 24″, 30″, and 36″D x 28½″H. Two 1⅛″ thick pieces; one end and one brace panel. Cord routing notch in brace panel. Non-handed. Ships EZ; simple assembly. Can be specified in a woodgrain or solid laminate color only; not available in a two-tone combination.
SPECIFYING EXAMPLE: HNLTEP3628.H

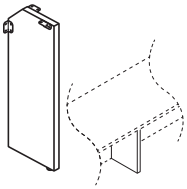

Support Brace — For 29½″H					
1⅛″W x 10½″D x 28½″H	**HNL11SUPP**	11	0.9	**$198**	**$11**

NOTES: Minimizes worksurface deflection by providing added internal support under 24″D tops with an unsupported span of 54″ or wider (distance for which there is no panel, leg, or pedestal support component). Not for use as an end panel. 11″D size provides kneespace clearance. Attaches with brackets to both the underside of the worksurface top and either a conventional full-length or 10″ laminate modesty panel; not for use with O-leg or L-shaped end panel supports. 1⅛″ thick. Cord routing notch in brace panel. Can be specified in a woodgrain or solid laminate color only.
SPECIFYING EXAMPLE: HNL11SUPP.H

HOW TO SPECIFY

Select Model Number

H N L 1 1 S U P P .

Select Laminate Color

See page 29

H

CONCINNITY™ Components — Supports

GSA SIN 33721

Icon Legend on page 19

DESCRIPTION	MODEL	SHIP WEIGHT	CUBE	LIST PRICE BY PAINT GRADE P1	P2	P3
O-Leg						
30″D x 28½″H	**HLSL3028O**	19	5.4	**$474**	**$479**	**$495**
24″D x 28½″H	**HLSL2428O**	17	3.7	**$428**	**$433**	**$449**

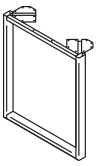

NOTES: Ship fully assembled, 1/pack. Non-handed.
IMPORTANT: The O-leg attachment bracket interferes with placement of 28⅜″H mobile pedestals, preventing them from being positioned directly next to (flush with) the O-leg. Box/file mobile pedestal (model HNL2116MBF) can be positioned along side the O-leg.
SPECIFYING EXAMPLE: HLSL2428O.T1

Double-Depth O-Leg Support for Worksurfaces						
60″D x 28½″H	**HLSL6028O**	19	8.7	**$893**	**$902**	**$914**
48″D x 28½″H	**HLSL4828O**	18	7.0	**$803**	**$812**	**$824**

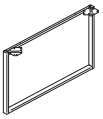

NOTES: Ship fully assembled, 1/pack. Non-handed. 48″D and 60″D sizes span back-to-back 24″D and 30″D worksurfaces, respectively.

O-Leg Shared Support for Worksurfaces						
30″D x 28½″H	**HLSL3028SL**	19	5.4	**$589**	**$594**	**$610**
24″D x 28½″H	**HLSL2428SL**	17	3.7	**$531**	**$536**	**$552**

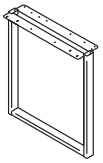

NOTES: Ship fully assembled, 1/pack. Non-handed.

! Specify paint only.
SPECIFYING EXAMPLE: HLSL2028SL.T1

O-Leg Support for Low Credenzas						
30″D x 7″H	**HLSL307O**	7	1.0	**$366**	**$371**	**$387**
24″D x 7″H	**HLSL247O**	6	1.0	**$288**	**$293**	**$309**

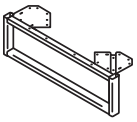

NOTES: Ship fully assembled, 1/pack. Non-handed. For 7″H laminate support see page 98.

! Specify paint only.
SPECIFYING EXAMPLE: HLSL207O.T1

Standing-Height O-Leg Support for Worksurfaces						
30″D x 41″H	**HLSL3041O**	17	6.5	**$639**	**$646**	**$660**
24″D x 41″H	**HLSL2441O**	16	5.3	**$571**	**$578**	**$592**



NOTES: Ship fully assembled, 1/pack. Non-handed.

Standing-Height O-Leg Shared Support for Worksurfaces						
30″D x 41″H	**HLSL3041SL**	17	6.5	**$711**	**$718**	**$732**
24″D x 41″H	**HLSL2441SL**	16	5.3	**$644**	**$651**	**$665**

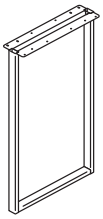

NOTES: Ship fully assembled, 1/pack. Non-handed. For use with two 24″D or 30″D worksurfaces positioned side-by-side along the depth dimension.

NOTES:
- Open frame, metal design.
- O-leg ships fully assembled with mounting hardware.
- O-leg glides have 2″ adjustability.
- Will have 6″ overhang when using 30″D O-legs with a 36″D worksurface.
- Shared O-legs create a cleaner aesthetic in all applications where two legs are used side-by-side.

! O-legs may only be attached to worksurfaces, not storage units.

! O-leg installation requires 6″ of clearance from the worksurface end.

! For use with worksurfaces up to 78″W. When using an 84″W or wider worksurface, cannot use two O-legs; must use one 15¾″ or wider pedestal for the other support.

HOW TO SPECIFY

Select Model Number

H L S L 3 0 2 8 O .

Select Paint Color

See page 173

T 1

GSA SIN 33721

Icon Legend on page 19

CONCINNITY™ Components — Supports

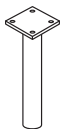

DESCRIPTION	MODEL	SHIP WEIGHT	CUBE	LIST PRICE
Support Column 3″ Diameter. Specify: HPC190X.P. **Black only.**	**HPC190X**	12	1.0	**$219**
Support Column 3″ Diameter. Specify: HPC191X.X. **Available in Silver only.**	**HPC191X**	12	1.0	**$219**

NOTES: For peninsula or island extension worksurface application.

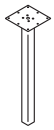

DESCRIPTION	MODEL	SHIP WEIGHT	CUBE	LIST PRICE BY PAINT GRADE P1	LIST PRICE BY PAINT GRADE P2
Post Leg Base 28½″H x 2″ square	**HLSL28P**	15	1.0	**$385**	**$390**

NOTES: Can only be used as the outbound support in a peninsula or island extension worksurface application. Glides have 2″ of adjustability. Ship 1/pack.
SPECIFYING EXAMPLE: HLSL28P.T1

NOTES:
- All bases allow tops to sit at 29½″ from the floor with glides half-way seated.
- Both glides and casters attach to the foot easily without tools for assembly.
- Bases specified with casters include two locking and two non-locking casters.
- Bases specified with glides have four adjustable glides, which adjust 1″.
- When post legs are used with 18″W tops, post leg to be specified with glides only.

! Support column must be specified for worksurfaces used as peninsulas or as an island extension.

! Post leg can only be used to support peninsula, not as primary supports for a top.

HOW TO SPECIFY

Select Model Number

H P C 1 9 0 X .

Select Paint Color

See page 173

T 1

CONCINNITY™ Components — Supports

GSA SIN 33721

Icon Legend on page 19

	DESCRIPTION	MODEL	SHIP WEIGHT	CUBE	LIST PRICE
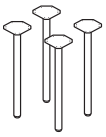	**Post Leg Base (Includes 4 Post Legs)** 24″D and 30″D Worksurfaces up to 72″W	**HMBPOST**	18	2.3	**$510**
	NOTES: For 54″ and 60″ worksurfaces, use one external channel, centered between user and approach sides. For 66″ and 72″W worksurfaces, use two external channels; if no grommets, locate the channels 3″ from user and approach sides; if grommets are in the worksurface, locate channels 3″ from user and 6″ from approach sides. 1¾″ diameter Post Leg Base with glide (HMBPOST.G); qty. 4; for 30″ to 72″W x 24″D and 48″ to 72″W x 30″D tops 1¾″ diameter Post Leg Base with casters (HMBPOST.C); qty. 4; for 30″ to 72″W x 24″D and 48″ to 72″W x 30″D tops				
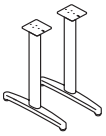	**Fixed Height T-Leg Base (Includes 2 T-legs)** For 24″D and 30″D Worksurfaces up to 72″W	**HMBTLEG24**	14	3.6	**$602**
	NOTES: Use external channel when space between the two legs is 54″W or greater. Center the channel between approach and user sides. See model listing on page 92. Fixed Height T-Leg Base with glide (HMBTLEG24.G); qty. 2; for 24″ and 30″D tops up to 72″W; adjustable glides have 1″ range Fixed Height T-Leg Base with casters (HMBTLEG24.C); qty. 2; for 24″ and 30″D tops up to 72″W; two locking and two non-locking casters				

NOTES:

- All bases allow tops to sit at 29½″ from the floor with glides half-way seated.
- Both glides and casters attach to the foot easily without tools for assembly.
- Bases specified with glides have four adjustable glides, which adjust 1″.
- When post legs are used with 18″W tops, post leg to be specified with glides only.

! Support column must be specified for worksurfaces used as peninsulas or as an island extension.

! Post leg can only be used to support peninsula, not as primary supports for a top.

HOW TO SPECIFY

Select Model Number

H M B T L E G 2 4 .

Select Glide/Caster Option

G Glide
C Caster

18″D tops are not available in Concinnity™

G .

Select Paint Color

See page 29

$21 upcharge per model, for Metallic paint

T 1

GSA SIN 33721

ABI EZ

Icon Legend on page 19

CONCINNITY™ Height Adjustable Bases

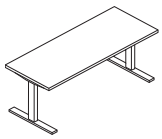

Base shown with worksurface attached.

DESCRIPTION	MODEL	SHIP WEIGHT	CUBE	LIST PRICE
Coordinate™ Height Adjustable Base – 2-Stage 2-Leg Rectangle T Foot	**HHATB2S2LT**	66	2.4	**$1058**

NOTES:
- Dual motor two-leg design. Legs raise from 25⅝″ to 45¼″.
- Base accommodates any rectangular worksurface between 23″D x 40″W and 30″D x 72″W.
- Weight capacity of 250 lbs. (excluding the weight of the worksurface) distributed evenly.
- For use in combination applications where one end will be installed into a HAT shroud base or HAT low credenzas and the other end will have an exposed T Foot.
- Model includes quantity 2 feet. The unused foot will need to be discarded at time of install.

! Only 2-Stage Coordinate™ bases will work with HAT shrouds and HAT low credenzas. 3-Stage Coordinate™ bases should not be used due to their lower height range.

NOTES:
Height Adjustable Base
- Control Box: 120V, 4A, 60Hz, 400W.
- 9′ grounded power cord.
- 1⅕″/second travel speed.
- <50 dB noise rating.
- **HON 10-Year Warranty.**

! **Requires the use of an external stiffener (purchased separately) for worksurfaces over 60″W when not used with a Coordinate™ worksurface.**

! Full-to-floor/full-length modesty panels not for use with height adjustable desks/shrouds.

HOW TO SPECIFY

Select Model Number

H H A T B 2 S 2 L T .

Select Paint Color

See page 114

P R 6 .

Select Foot

X Standard Foot
S Slide Glide

X .

Select Keypad

UD Basic Up/Down
MEM Memory Preset
PDL Paddle

M E M

CONCINNITY™ Height Adjustable Bases

OPEN MARKET EXCEPT AS NOTED

Icon Legend on page 19

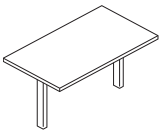

DESCRIPTION	MODEL	SHIP WEIGHT	CUBE	LIST PRICE
2-Leg Height Adjustable Base — 2-Stage	**HNLAB2SIL**	66	3.5	**$977**

NOTES: Base's design is without feet, which allows the leg to be directly installed into a shroud or low credenza.

Base cannot be used as a stand-alone model. Base must be directly installed into a shroud or low credenza. Base ships without feet.

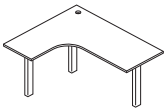

3-Leg Height Adjustable Base — 2-Stage	**HNLAB3SIL**	91	5.7	**$1630**

NOTES: Base's design is without feet, which allows the leg to be directly installed into a shroud or low credenza.

Base cannot be used as a stand-alone model. Base must be directly installed into a shroud or low credenza. Base ships without feet.

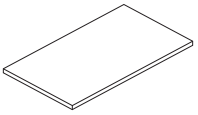

DESCRIPTION	MODEL	SHIP WEIGHT	CUBE	L1 LIST PRICE	L2 UPCHARGE
Return Top for Height Adjustable Base					
46″W x 23″D	**HNLRR4623**	38	3.8	**$362**	**$16**
40″W x 23″D	**HNLRR4023**	33	3.4	**$337**	**$16**
34″W x 23″D	**HNLRR3423**	28	3.0	**$305**	**$16**
28″W x 23″D	**HNLRR2823**	23	2.6	**$305**	**$16**

NOTES: Tops are 1″ shorter to accommodate for pinch points.

NOTES:

- Base is a two motor 2-stage design. Legs raise from 25 9/10″H to 45 1/10″H.
- Base telescopes to accommodate corner cove and rectangle/return worksurfaces.
- Supports weight capacity of 325 lbs. for 3-leg bases and 275 lbs. for 2-leg bases (excluding worksurface weight).
- 1 1/5″ per second travel speed.
- See page 90 for Corner Cove Tops for use with Height Adjustable Base.
- See pages 86-87 for Concinnity™ worksurfaces for Height Adjustable Bases and page 117 for Coordinate™ worksurfaces.
- See page 92 for HAT Half-Height Modesty Panels.
- **HON 7-Year Limited Warranty.**

HOW TO SPECIFY

Select Model Number

H N L A B 2 S I L .

Select Paint Color

See page 29

P .

Select Control

UD Basic Up/Down
MEM Memory Preset
PDL Paddle

M E M

Select Model Number

H N L R R 4 0 2 3 .

Select Edge Color

See page 29

H .

Select Laminate Color

See page 29

H

OPEN MARKET EXCEPT AS NOTED

ABI EZ

Icon Legend on page 19

CONCINNITY™ Height Adjustable Bases

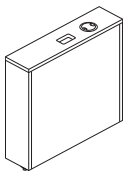

DESCRIPTION	MODEL	SHIP WEIGHT	CUBE	L1 LIST PRICE	L2 UPCHARGE
Shroud for Height Adjustable Base					
36″D	**HNL36SHR**	48	4.7	**$1122**	**$32**
30″D	**HNL30SHR**	40	3.9	**$1100**	**$27**
24″D	**HNL24SHR**	33	3.1	**$1078**	**$27**

NOTES: Depths designed to match worksurface depths. Right- or left-handed determines which side the grommet is on.

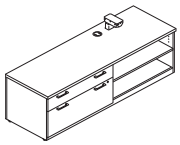

HAT Low Credenza					
72″W x 24″D x 21½″H, Left (shown)	**HNL247221LH**	254	27.2	**$2034**	**$21**
60″W x 24″D x 21½″H, Left	**HNL246021LH**	215	22.8	**$1895**	**$21**
72″W x 24″D x 21½″H, Right	**HNL247221RH**	254	27.2	**$2034**	**$21**
60″W x 24″D x 21½″H, Right	**HNL246021RH**	215	22.8	**$1895**	**$21**

NOTES:

- When specifying a grommet application, the grommet is near the front leg for cord management and has a grommet on the backside for cord management to wall power.
- See lock and grommet color matrix on page 35.
- HAT base is bolted directly into unit for a solid connection without the need for the HAT base freestanding on feet.
- In combination applications with one HAT leg integrated and one HAT leg with an exposed T Foot use footed Coordinate™ base model HHATB2S2LT on page 103 and discard the unused foot at time of install.
- In applications with both ends integrated into a shroud or credenza use the non-footed Coordinate™ bases HNLAB2SIL or HNLAB3SIL on page 104.

! Only 2-Stage Coordinate™ bases will work with HAT shrouds and HAT low credenzas. 3-Stage Coordinate™ bases should not be used due to their lower height range.

HOW TO SPECIFY

Select Model Number

H N L 3 0 S H R .

Select Grommet and Color

See page 29

X No Grommet
R Right Hand
L Left Hand

R .

Select Laminate Color

See page 29

H

Select Model Number

H N L 2 4 6 0 2 1 L H .

Select Edge Profile and Edge Color

See page 29

G H .

Select Handle

See page 35

J .

Select Grommet and Color

See page 29

X No Grommet
2L 2-Leg
3L 3-Leg

2 L .

Select Top Laminate

See page 29

H .

Select Chassis Laminate

See page 29

H .

Select Drawer Front Laminate

See page 29

H

CONCINNITY™ Components — Privacy Screens

GSA SIN 33721

Icon Legend on page 19

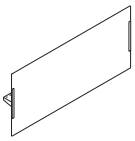

DESCRIPTION	MODEL	SHIP WEIGHT	CUBE	LIST PRICE
Above/Below Privacy Screen				
60″W x 28″H	**HLSL2860** ✱	9	8.6	**$1873**
54″W x 28″H	**HLSL2854** ✱	9	8.6	**$1862**
48″W x 28″H	**HLSL2848** ✱	8	8.2	**$1598**
42″W x 28″H	**HLSL2842** ✱	6	6.3	**$1500**
36″W x 28″H	**HLSL2836** ✱	6	6.4	**$1484**
30″W x 28″H	**HLSL2830** ✱	6	6.4	**$1074**

NOTES: Attachment bracket extends 2″ into top and underside of worksurface. Screen is frosted translucent acrylic. All brackets are platinum (no need to specify). Extends 13″ above and 13″ below worksurface.

! See page 45 for the "Above-Below Privacy Screen — HLSL28xx — Selection Guide".

! Available in Frosted Translucent Acrylic ONLY HLSL2830.FT01.

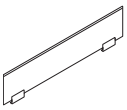

Above Privacy Screen				
60″W x 13″H	**HLSL1260** ✱	24	2.9	**$610**
54″W x 13″H	**HLSL1254** ✱	22	2.9	**$567**
48″W x 13″H	**HLSL1248** ✱	20	2.3	**$531**
42″W x 13″H	**HLSL1242** ✱	18	2.3	**$464**
36″W x 13″H	**HLSL1236** ✱	15	1.8	**$414**
30″W x 13″H	**HLSL1230** ✱	13	1.5	**$376**

NOTES: Attachment requires 1″ clear space/overhang on the underside of the worksurface. Screen is frosted glass. All brackets are platinum (no need to specify).

! Available in Frosted Glass ONLY HLSL1230.G.

! Above only privacy screen clamps onto worksurface and cannot be installed where support storage will be attached.

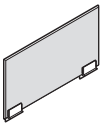

Above Frosted Polymer (Side) Privacy Screen				
36″W x 13″H	**HLSL1236FS** ✱	19 Ⓢ	1.9	**$537**
30″W x 13″H	**HLSL1230FS** ✱	16 Ⓢ	1.6	**$478**
24″W x 13″H	**HLSL1224FS** ✱	14 Ⓢ	1.4	**$444**

NOTES: Attach to top and side of worksurface with adhesive banding. Platinum color brackets are intended to be attached between users sitting side-by-side. Brackets create a ⅛″ separation between adjacent worksurfaces.

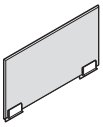

Above Frosted Glass (Side) Privacy Screen				
36″W x 13″H	**HLSL1236GS** ✱	20 Ⓢ	1.9	**$446**
30″W x 13″H	**HLSL1230GS** ✱	18 Ⓢ	1.6	**$400**
24″W x 13″H	**HLSL1224GS** ✱	16 Ⓢ	1.4	**$370**

NOTES: Attach to top and side of worksurface with adhesive banding. Platinum color brackets are intended to be attached between users sitting side-by-side. Brackets create a ⅛″ separation between adjacent worksurfaces.

NOTES:
- Ships complete with attachment brackets.
- All brackets are Platinum.
- Above Privacy Screen attaches to top of worksurface.
- Above and below privacy screen extends 13″ above and 13″ below the worksurface.

! Above screens must attach to edgeband and top of surface.

! Screens cannot be used with T-mold on series such as tables. Screens can only attach to edgeband. Surfaces must be cleaned prior to adhering the screen and must be left to cure for 24 hours without touching for best adhesion.

✱ De-emphasized.

HOW TO SPECIFY

Select Model Number

H L S L 2 8 3 0 .

H L S L 1 2 3 0 .

Select Mixed Material

FT01 Frosted Translucent Acrylic
Specified for Above/Below Privacy Screens only

G Frosted Glass
Specified for Above Privacy Screens only

F T 0 1

G

Select Model Number

H L S L 1 2 2 4 F S .

H L S L 1 2 2 4 G S .

Select Mixed Material

FT01 Frosted Translucent Acrylic
Specified for Above Screen models HLSL1224FS–HLSL1236FS only

G Frosted Glass
Specified for Above Screen models HLSL1224GS–HLSL1236GS only

F T 0 1

G

GSA SIN 33721

Icon Legend on page 19

CONCINNITY™ Components — Supports

DESCRIPTION	MODEL	SHIP WEIGHT	CUBE	L1 LIST	L2 UPCHARGES CHASSIS	L2 UPCHARGES FRONTS
Narrow Box/Box/File Pedestal						
9½"W x 29⅛"D x 28½"H	**HNL291028PBBF**	64	10.6	**$1011**	**$27**	**$11**
9½"W x 23⅛"D x 28½"H	**HNL231028PBBF**	53	8.6	**$905**	**$21**	**$11**

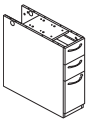

NOTES: Efficient, space saving design for smaller footprints. Three locking drawers; two box (supply) drawers, one for files. File drawer has high sides to accept hanging folders. Pedestal's top and back are open and require top and back panel components — ordered separately. See chart on page 48 for cord management options. Ships fully assembled.
SPECIFYING EXAMPLE: HNL291028PBBF.E.X.H.H

Narrow File/File Pedestal						
9½"W x 29⅛"D x 28½"H	**HNL291028PFF**	69	10.6	**$1011**	**$27**	**$11**
9½"W x 23⅛"D x 28½"H	**HNL231028PFF**	54	10.6	**$905**	**$21**	**$11**

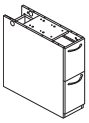

NOTES: Efficient, space saving design for smaller footprints. Two locking file drawers. Drawers have high sides to accept hanging folders. Pedestal's top and back are open and require top and back panel components — ordered separately. See chart on page 48 for cord management options. Ships fully assembled.
SPECIFYING EXAMPLE: HNL291028PFF.E.X.H.H

Box/Box/File Pedestal						
15¾"W x 29⅛"D x 28½"H	**HNL291628PBBF**	76	10.6	**$1027**	**$27**	**$11**
18"W x 23⅛"D x 28½"H	**HNL231828PBBF**	72	9.8	**$1030**	**$21**	**$11**
15¾"W x 23⅛"D x 28½"H	**HNL231628PBBF**	69	8.6	**$937**	**$21**	**$11**

NOTES: Three locking drawers; two box (supply) drawers, one for files. File drawer has high sides to accept hanging folders and front-to-back for letter filing. Pedestal's top and back are open and require top and back panel components — ordered separately. See chart on page 48 for cord management options. Ships fully assembled.
SPECIFYING EXAMPLE: HNL291628PBBF.E.X.H.H

File/File Pedestal						
15¾"W x 29⅛"D x 28½"H	**HNL291628PFF**	78	10.6	**$1027**	**$27**	**$11**
18"W x 23⅛"D x 28½"H	**HNL231828PFF**	72	9.8	**$1030**	**$21**	**$11**
15¾"W x 23⅛"D x 28½"H	**HNL231628PFF**	70	8.6	**$937**	**$21**	**$11**

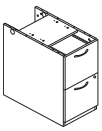

NOTES: Two locking file drawers. Drawers have high sides to accept hanging folders and front-to-back for letter filing. Pedestal's top and back are open and require top and back panel components — ordered separately. See chart on page 48 for cord management options. Ships fully assembled.
SPECIFYING EXAMPLE: HNL291628PFF.E.X.H.H

Lateral File Pedestal						
36"W x 23⅛"D x 28½"H	**HNL233628PLF**	134	18.4	**$1382**	**$42**	**$21**
30"W x 23⅛"D x 28½"H	**HNL233028PLF**	115	15.0	**$1262**	**$37**	**$21**

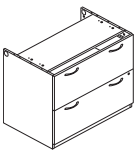

NOTES: Two locking file drawers; drawers include hangrails to accept folders in letter or legal size. For use under 24"D rectangle worksurface. Widths can also span depth dimension of respective 30" or 36"D rectangle worksurface. Anti-tip design includes mechanical interlock to inhibit the extension of more than one drawer at a time. Pedestal's top and back are open and require top and back panel components — ordered separately. See chart on page 48 for cord management options. Ships fully assembled.
SPECIFYING EXAMPLE: HNL233628PLF.E.X.H.H

NOTES:

- 29⅛"D pedestals can be used under 30" or 36"D worksurfaces; 23⅛"D pedestals can be used under 24"D worksurfaces only (30"D top grommet locations are not designed to create overhang desks with 23⅛"D pedestals).
- Drawers operate on steel ball-bearing suspensions to ensure smooth, quiet, long-lasting operation; full extension allows easy access to contents.
- Interchangeable core removable locks allow users to access all furniture pieces in an office with a single key for convenience and security. Makes re-keying quick and easy.
- See chart on page 48 for cord management options. If the pedestal grommet option is chosen, two cutouts, one per end/side panel, each with a black plastic cap, are included.

! Pedestal tops and backs are open and require top and back panel components — ordered separately.

! 9½"W pedestals are not designed to be used independently in a stand-alone application.

HOW TO SPECIFY

Select Model Number	Select Handle	Select Grommet	Select Chassis Color	Select Drawer Front Color
	See page 35	**P** Black **X** No Grommet	See page 29	See page 29
H N L 2 9 1 0 2 8 P B B F .	E .	X .	H .	H

CONCINNITY™ Components — Supports

GSA SIN 33721

Icon Legend on page 19

DESCRIPTION	MODEL	SHIP WEIGHT	CUBE	L1 LIST	L2 UPCHARGES CHASSIS	L2 UPCHARGES FRONTS
Shelf/Box/Box/Lateral File Pedestal						
36″W x 23⅛″D x 28½″H	**HNL233628PSL**	145	18.4	**$1631**	**$42**	**$21**
30″W x 23⅛″D x 28½″H	**HNL233028PSL**	126	15.0	**$1598**	**$37**	**$21**

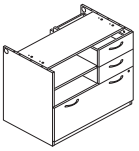

NOTES: Versatile unit features an open shelf and three drawers; two for supplies and one for files. For use under 24″D rectangle worksurface. Widths can also span depth dimension of respective 30″ or 36″D rectangle worksurface. Box (supply) drawers are located on the right and open shelves on the left. All drawers lock. Pedestal's top and back are open and require top and back panel components — ordered separately. See chart on page 48 for cord management options. Ships fully assembled.
SPECIFYING EXAMPLE: HNL233628PSL.E.X.H.H

Storage Cabinet Pedestal						
36″W x 23⅛″D x 28½″H	**HNL233628PSC**	104	18.4	**$1062**	**$42**	**$21**
30″W x 23⅛″D x 28½″H	**HNL233028PSC**	91	15.0	**$1027**	**$37**	**$21**

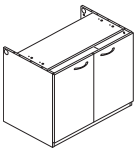

NOTES: One adjustable shelf, which adjusts in 2½″ increments. For use under 24″D rectangle worksurface. Widths can also span depth dimension of respective 30″ or 36″D rectangle worksurface. Doors are non-locking. Pedestal's top and back are open and require top and back panel components — ordered separately. See chart on page 48 for cord management options. Ships fully assembled.
SPECIFYING EXAMPLE: HNL233628PSC.E.X.H.H

Bookcase Pedestal						
36″W x 23⅛″D x 28½″H	**HNL233628PBK**	82	18.4	**$934**	**$42**	**N/A**
30″W x 23⅛″D x 28½″H	**HNL233028PBK**	73	15.0	**$913**	**$37**	**N/A**

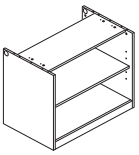

NOTES: Two shelves; bottom of unit plus one adjustable shelf, which adjusts in 2½″ increments. For use under 24″D rectangle worksurface. Widths can also span depth dimension of respective 30″ or 36″D rectangle worksurface. Pedestal's top and back are open and require top and back panel components — ordered separately. See chart on page 48 for cord management options. Ships fully assembled.
SPECIFYING EXAMPLE: HNL233628PBK.X.H

Bookcase End Support						
12″W x 36″D x 28½″H	**HNL123628BKE**	48	11.0	**$703**	**$27**	**N/A**
12″W x 30″D x 28½″H	**HNL123028BKE**	48	10.2	**$666**	**$21**	**N/A**
12″W x 24″D x 28½″H	**HNL122428BKE**	41	7.4	**$633**	**$21**	**N/A**

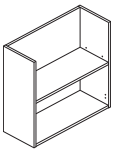

NOTES: Two shelves; bottom of unit plus one adjustable shelf, which adjusts in 1¼″ increments. Designed to span the depth dimension of 24″, 30″, or 36″D rectangle worksurface; shelves can be oriented facing outwards, or inwards towards the user's kneespace. Includes fully finished back. Ships with two (2) extra L-brackets for applications requiring attachment of a laminate modesty panel; the panel brackets to the back of the bookcase end support. Modesty panel specified should be 12″ less than the worksurface width. Open top; for use under worksurface only — ordered separately. Ships fully assembled.
SPECIFYING EXAMPLE: HNL123628BKE.H

NOTES:
- 23⅛″D pedestals can be used under 24″D worksurfaces only (30″D top grommet locations are not designed to create overhang desks with 23⅛″D pedestals).
- Drawers operate on steel ball-bearing suspensions to ensure smooth, quiet, long-lasting operation; full extension allows easy access to contents.
- Interchangeable core removable locks allow users to access all furniture pieces in an office with a single key for convenience and security. Makes re-keying quick and easy.
- See chart on page 48 for cord management options. If the pedestal grommet option is chosen, two cutouts, one per end/side panel, each with a black plastic cap, are included.

Pedestal tops and backs are open and require top and back panel components — ordered separately.

HOW TO SPECIFY

Select Model Number	Select Handle	Select Grommet	Select Chassis Color	Select Drawer Front Color
	See page 35	**P** Black **X** No Grommet	See page 29	See page 29
H N L 2 3 3 6 2 8 P S L .	E .	X .	H .	H

GSA SIN 33721

Icon Legend on page 19

CONCINNITY™ Components — Supports

DESCRIPTION	MODEL	SHIP WEIGHT	CUBE	L1 LIST	L2 UPCHARGES CHASSIS	L2 UPCHARGES FRONTS
Box/Box/File/File Pedestal						
15¾″W x 29⅛″D x 41″H	**HNL291641PBBFF**	114	14.7	**$2098**	**$48**	**$11**
15¾″W x 23⅛″D x 41″H	**HNL231641PBBFF**	102	11.9	**$1969**	**$42**	**$11**

NOTES: Four drawers: two box (supply) and two file. File drawer has high sides to accept hanging folders; hangrails are included for side-to-side letter or legal filing; and front-to-back for letter filing. The two box drawers do not lock. Pedestal's top and back are open and require top and back panel components — ordered separately. See chart on page 48 for cord management options. Ships fully assembled.
SPECIFYING EXAMPLE: HNL291641PBBFF.E.X.H.H

Shelf/Box/Box/File Pedestal						
15¾″W x 29⅛″D x 41″H	**HNL291641PSBBF**	99	14.7	**$2098**	**$48**	**$11**
15¾″W x 23⅛″D x 41″H	**HNL231641PSBBF**	89	11.9	**$1969**	**$42**	**$11**

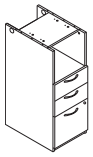

NOTES: Open shelf over three drawers: two box (supply) and one file. Interior dimensions of the open storage area are: 14⅛″W x 28¼″D x 12¼″H for the 29⅛″D pedestal. 14⅛″W x 22¼″D x 12¼″H for the 23⅛″D pedestal. File drawer has high sides to accept hanging folders; hangrails are included for side-to-side letter or legal filing; and front-to-back for letter filing. All drawers lock. Pedestal's top and back are open and require top and back panel components — ordered separately. See chart on page 48 for cord management options. Ships fully assembled.
SPECIFYING EXAMPLE: HNL291641PSBBF.E.X.H.H

Narrow Box/Box/File/File Pedestal						
9½″W x 29⅛″D x 41″H	**HNL291041PBBFF**	88	14.7	**$1847**	**$48**	**$21**
9½″W x 23⅛″D x 41″H	**HNL231041PBBFF**	79	11.9	**$1731**	**$42**	**$21**

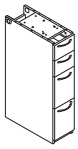

NOTES: Efficient, space saving design for smaller footprints. Four drawers: two box (supply) and two file. File drawers have high sides to accept hanging folders; hangrails are included for side-to-side letter or legal filing. When used in a double pedestal configuration under a 60″ and 48″W worksurface, provides 41″ and 29″ of kneespace width, respectively. The two box drawers do not lock. Pedestal's top and back are open and require top and back panel components — ordered separately. See chart on page 48 for cord management options. Ships fully assembled.
SPECIFYING EXAMPLE: HNL291041PBBFF.E.X.H.H

NOTES:
- Pedestals for standing-height workstations.
- 29⅛″D pedestals can be used under 30″ or 36″D worksurfaces; 23⅛″D pedestals can be used under 24″D worksurfaces only (30″D top grommet locations are not designed to create overhang desks with 23⅛″D pedestals).
- Drawers operate on steel ball-bearing suspensions to ensure smooth, quiet, long-lasting operation; full extension allows easy access to contents.
- See chart on page 48 for cord management options. If the pedestal grommet option is chosen, two cutouts, one per end/side panel, each with a black plastic cap, are included.

! Pedestal tops and backs are open and require top and back panel components — ordered separately.

! 9½″W pedestals are not designed to be used independently in a stand-alone application.

HOW TO SPECIFY

Select Model Number	Select Handle	Select Grommet	Select Chassis Color	Select Drawer Front Color
	See page 35	**P** Black **X** No Grommet	See page 29	See page 29
H N L 2 9 1 6 4 1 P B B F F .	E .	X .	H .	H

CONCINNITY™ Components — Pedestal Tops

GSA SIN 33721

Icon Legend on page 19

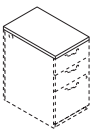

DESCRIPTION	MODEL	SHIP WEIGHT	CUBE	L1 LIST PRICE	L2 UPCHARGE
Pedestal Tops					
15¾″W x 30″D	**HNLPT3016**	16	1.4	**$306**	**$11**
18″W x 24″D	**HNLPT2418**	15	1.3	**$286**	**$11**
15¾″W x 24″D	**HNLPT2416**	13	1.2	**$286**	**$11**

NOTES: Component is 1⅛″ thick. Underside of top includes pilot mounting holes for pedestals. Grain direction on 15¾″ and 18″W pedestal tops runs horizontal (side-to-side). Component tops for 30″ and 36″W pedestals are listed with rectangle worksurface sizes. Grain direction on 30″ and 36″W pedestal tops can be specified horizontal (side-to-side) or vertical (front-to-back). For tri-oval and beaded edge options, there is a shaped profile on the user and approach sides, and a flat edge on the ends.

! For modular pedestals used in freestanding applications; not compatible when pedestal is positioned under a worksurface.

! 9½″W pedestals are not designed to be used independently in a freestanding application, so 9½″W tops are not available to order.

HOW TO SPECIFY

Select Model Number

H N L P T 3 0 1 6 .

Select Edge Profile and Edge Color

See page 29

B H .

Select Top Color

See page 29

H

GSA SIN 33721

Icon Legend on page 19

CONCINNITY™ Components — Pedestal Back Panels

DESCRIPTION	MODEL	SHIP WEIGHT	CUBE	L1 LIST PRICE	L2 UPCHARGE
Full Back Panels — For 28½″H Pedestals					
18″W x 27⅞″H	**HNLPB1828**	11	1.5	**$198**	**$11**
15¾″W x 27⅞″H	**HNLPB1628**	10	1.3	**$177**	**$11**
9½″W x 27⅞″H	**HNLPB1028**	6	0.9	**$168**	**$11**

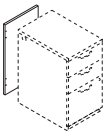

NOTES: Encloses the rear of 28½″H modular support pedestals, which come standard with an open, unfinished back. For use when a support storage pedestal is positioned under a 29½″H worksurface and a conventional worksurface width x 27⅞″H modesty/back panel is not specified to cover the back of the pedestal. For 30″ and 36″W pedestals, use the respective modesty/pedestal back panel size, see page 93.

SPECIFYING EXAMPLE (9½″, 15¾″, 18″W): HNLPB1028.H

Full Back Panels — For 41″H Pedestals					
15¾″W x 40⅜″H	**HNLPB1641**	15	1.8	**$202**	**$16**
9½″W x 40⅜″H	**HNLPB1041**	9	1.2	**$184**	**$16**

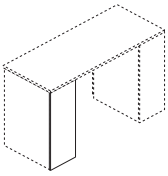

Back View

NOTES: Encloses the rear of 41″H modular support pedestals, which come standard with an open, unfinished back. For use when a support storage pedestal is positioned under a 42″H worksurface and no full-width, 27⅞″H laminate modesty and low, 13″H pedestal back panel are specified.

SPECIFYING EXAMPLE: HNLPB1641.H

Low Back Panels — For 28½″H Pedestals					
36″W x 18″H	**HNLLB3618**	15	1.9	**$198**	**$16**
30″W x 18″H	**HNLLB3018**	12	1.6	**$198**	**$16**
18″W x 18″H	**HNLLB1818**	7	1.0	**$177**	**$16**
15¾″W x 18″H	**HNLLB1618**	6	0.9	**$170**	**$11**
9½″W x 18″H	**HNLLB1018**	4	0.6	**$159**	**$11**

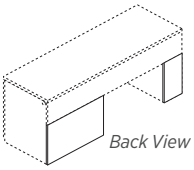

Back View

Shown with HNLLB3018 and HNLLB1018

NOTES: Encloses the rear of 28½″H modular support pedestals when positioned under a 29½″H worksurface with a full-width, 10″ laminate modesty panel. The modesty panel extends down from the underside of the worksurface to cover the upper back portion of the pedestal, the lower panel component encloses the remainder of the pedestal back. When used in combination, the 10″ modesty and pedestal low back panels fully conceal the rear of the pedestal. The pedestal low back panel is only for use when a modular pedestal is used in conjunction with a worksurface with a 10″ laminate modesty panel and the customer wants/needs to fully enclose the back section of the pedestal.

Low Back Panels — For 41″H Pedestals					
15¾″W x 13″H	**HNLLB1613**	4	0.7	**$170**	**$11**
9½″W x 13″H	**HNLLB1013**	3	0.5	**$159**	**$11**

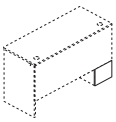

Back View

NOTES: Encloses the rear of 41″H modular support pedestals when positioned under a 42″H worksurface with a full-width, 27⅞″ laminate modesty panel. The modesty panel extends down from the underside of the worksurface to cover the upper back portion of the pedestal, the lower panel component encloses the remainder of the pedestal back. When used in combination, the 27⅞″ modesty and pedestal low back panels fully conceal the rear of the pedestal. The pedestal low back panel is only for use when a modular pedestal is used in conjunction with a worksurface with a 27⅞″ laminate modesty panel and the customer wants/needs to fully enclose the back section of the pedestal.

HOW TO SPECIFY

Select Model Number

H N L P B 1 8 2 8 .

Select Laminate Color

See page 29

H

Select Model Number

H N L L B 3 6 1 8 .

Select Laminate Color

See page 29

H

CONCINNITY™ Accessories

GSA SIN 33721

Icon Legend on page 19

Refer to page 112 for Center Drawer compatibility information

DESCRIPTION	MODEL	SHIP WEIGHT	CUBE	L1 LIST PRICE	L2 UPCHARGE
Laminate Center Drawer					
26″ x 15⅜″	**H1526**	12 Ⓢ	1.2	**$272**	**$16**
22″ x 15⅜″	**H1522**	11 Ⓢ	1.1	**$252**	**$16**

- 12″ drawer extension (3/4).
- Inside drawer dimension for H1526: 22⅞″W x 15½″D x 1½″H.
- Inside drawer dimension for H1522: 18⅞″W x 15½″D x 1½″H.
- Minimum clearance for mounting H1526: 27¼″W x 18½″D compatible with 72″W x 36″D, 66″W x 30″D, 60″W x 30″D Double Pedestal Desks, 72″W x 24″D, 66″W x 24″D, 60″W x 24″D Credenza w/Kneespace, 48″W x 24″D Return
- Minimum clearance for mounting H1522: 22¾″W x 18½″D compatible with 72″W x 36″D, 66″W x 30″D, 60″W x 30″D Double Pedestal Desks, 72″W x 36″D, 66″W x 30″D Single Pedestal Desks, Bullet and P-shaped Peninsulas, 72″W x 24″D, 66″W x 24″D, 60″W x 24″D Credenza w/Kneespace, 72″W x 24″D, 66″W x 24″D Single Pedestal Credenzas, 48″W x 24″D, 42″W x 24″D Returns

NOTES: Specify laminate for drawer. Model H1522 or H1022 can be used on peninsulas with modesty panel, model HPC180W. Laminate center drawers include pencil tray. For center drawer laminate colors, see page 29.

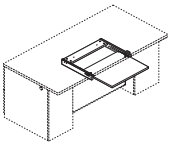

Collaborative Desk Shelf					
25″W x 23″D x 2½″H	**HNLCDSHELF**	18	1.5	**$469**	**$21**

NOTES: Convenient slide-out shelf on approach-side of desk provides workspace for guests. For use with 72″W x 36″D breakfront desk designs — see listings on page 55 — or with 60″ or wider worksurface, supported by pedestals, and no modesty panel. Minimum clearance for mounting: 28″W x 19¾″D. Fully extended shelf dimensions: 24″W x 19″D. Shelf extends 12⅜″. ¾″ thick. Not compatible on desks with under-surface center drawer or keyboard platform attached. Can be specified in a woodgrain or solid laminate color only.

! Collaborative desk shelf for use with 72″W x 36″D breakfront, floating modesty panel desk designs or with 60″ or wider worksurface, supported by pedestals, and no modesty panel.

SPECIFYING EXAMPLE: HNLCDSHELF.H

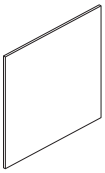

DESCRIPTION	MODEL	SHIP WEIGHT	CUBE	LIST PRICE
Wall Mount Tackboard				
36″W x 35¼″H	**HNL3636TB**	20	2.9	**$409**
30″W x 35¼″H	**HNL3630TB**	16	2.9	**$348**
36″W x 48⅝″H	**HNL4936TB**	27	5.5	**$454**
30″W x 48⅝″H	**HNL4930TB**	22	3.7	**$396**

NOTES: For a list of standard fabrics, see pages 25-26. For a complete list of fabrics, please go to hon.com/fabricsandfinishes. When positioned above 29½″H floor-standing storage, the sizes align with overhead storage height options. Can be positioned side-by-side with corresponding wall mount markerboard sizes. Easy to install; includes mounting hardware. Attaches to wall with horizontally mounted, interlocking Z-clip brackets. For the space directly below stack-on and wall mount storage cabinets, use the 18″H tackboard models listed on Pricer pages 69 and 73.

SPECIFYING EXAMPLE: HNL3636TB.APN15

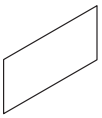

Markerboard				
36″W x 15″D	**HLSL1536SOMB**	8	1.0	**$243**
30″W x 15″D	**HLSL1530SOMB**	6	1.0	**$182**

NOTES: Markerboard laminate material with black edges, no frame. Adheres to laminate doors. Includes double-sided tape. No specification necessary.

HOW TO SPECIFY

Select Model Number

H N L C D S H E L F .

Select Laminate Color

See page 29

H