



# HUB<sup>®</sup> LOUNGE FURNITURE

## PRICE LIST

January 3, 2011

Updated April 31, 2023

800.424.2432



<b>Ordering Customer's Own Material (C.O.M.) Upholstery</b>		
Information		3
<b>Hub®</b>		
General Information		5
Product Color Options		8
Lounge Seating		9
Tables		13
Screens and Accessories		14



Customer’s Own Material ■  
Specifications Form  
January 2023

How to Specify

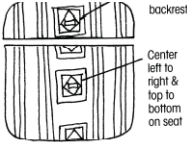
As a standard procedure, KI applies seating upholstery as swatched by the textile distributor. Reference distributor’s website. Upholstery that is required to be applied differently than is swatched, will need a Product Modification Request written specifying the direction the upholstery is to be applied.

Seating upholstery requiring specific positioning of intricate patterns or patterns repeats on seats and backrests, will need a Product Modification Request written including a sketch noting the specific requirements, as in Diagram A.

C.O.M. must be supplied in continuous yardage.

Yardage requirements listed in price list are based on plain goods 54” wide. Fabrics less than 54” wide, or those requiring matching (stripes, plaids, prints, large patterns) will require additional yardage based on the fabric used and the item ordered. Consult matrix below for additional yardage needed.

Diagram A



**C.O.M. INCREASE MATRIX** (yardage matrix is also applicable to any reservations of KI Ingrade, Pallas, or K.O.M. upholsteries).

This table is a general guide.

FABRIC WIDTH	PLAIN FABRIC	UNDER 7” REPEAT	8”–13” REPEAT	14”-21” REPEAT	22”-27” REPEAT	28”-33” REPEAT	34”-40” REPEAT	41”-48” REPEAT
54”	0	20%	25%	30%	45%	55%	70%	80%
51”-53”	15%	25%	30%	35%	50%	60%	80%	90%
48”-50”	20%	30%	35%	40%	55%	65%	85%	95%
45”-47”	30%	45%	50%	55%	60%	80%	90%	100%
36”-44”	50%	65%	70%	75%	80%	100%	110%	120%

Fabric with double repeat: If using a fabric with a double repeat, please follow this formula: take the total amount of the larger and half of the smaller repeat; add together to find the correct overall repeat. Example: 10” vertical with 14” horizontal would be 14+5=19.

If fabric comes in on multiple rolls, one additional yard per roll needs to be added to the yardage requirement.

Leather hides must be a minimum of 50 square feet of usable material. The outer edges cannot be calculated as square feet or yardage. To determine square footage, multiply unit yardage by 18 square feet to obtain the total square footage required per unit.

For exact production yardage requirements, call 1-800-424-2432, ext. 2707.

Production

Customer’s upholstery must be approved prior to acceptance for production.

After approval, a memo swatch of the C.O.M. from the textile distributor must accompany the order. KI assumes no responsibility for wear, defects, or performance of C.O.M. or K.O.M. upholstery.

C.O.M. not received into the appropriate facility 3 weeks prior to acknowledged delivery date may go on hold. See KI C.O.M.

Shipping Location listing for the correct facility address by product.

All C.O.M. must be labeled as follows:

1. Name and address
2. Your purchase order number
3. Our style number to which fabric is to be applied
4. Supplier name and fabric name, number, and color

ALL C.O.M. Shipments must be prepaid. Collect shipments will be refused.

Testing

When KI requires testing, actual yardage to upholster one chair may be required. The C.O.M. Specialist will confirm model and fabric testing requirements when applicable.

ALL C.O.M. Shipments must be prepaid. Collect shipments will be refused.

Treated Materials

If C.O.M. requires processing such as a stain resistance treatment or acrylic backing, it may shrink. To prevent delays in delivery or back ordering due to shrinkage, please have your processor verify measurement after processing and assure adequate yardage shipped.

Split Orders

If a portion of the shipment which does not require C.O.M. application is to be processed and shipped early, KI will enter the order immediately at your request. These split shipments are subject to minimum order changes.

Excess Upholstery Material

KI will dispose of excess upholstery material at the time of shipment unless expressly requested to return it with the product shipment.

Cancelled or Changed Orders

KI assumes no responsibility for extra C.O.M. due to a change of upholstery or cancellation of an order. If it the customer’s responsibility to arrange for return of the material.

Contact the C.O.M. Specialist at 1-800-424-2432, ext. 2707, with questions or to request a split order



C.O.M. SHIPPING LOCATION



Architectural Walls	System 3000..... MN	Maestro Stack Chairs ..... GB
Evoke..... MN	Universal Overheads..... MN	Medical & Laboratory Stools..... OM
Genius Walls..... MN	Wireworks ..... MN	MyPlace Lounge Seating .....HN
	Unite..... MN	MyWay Seating.....HN
Casegoods		Oath Task Chairs and Stools..... GB
Aristotle Tackboards.....MN	Residence Hall Furniture	Opt4 ..... GB
Likha Tackboards.....MN	RoomScape Furniture ..... MN	Pilot Task Chairs..... OM
		Promenade Seating System .....BW
Classroom Furniture	Screens	Ruckus..... GB
Intellect Wave Chairs..... GB	All Terrain..... KP	Sela Lounge Seating .....HN
Learn2 ..... GB	Connection Zone.....BW	Sift Task Chairs ..... GB
Ruckus.....GB	True/Volition ..... KP	Signia Task Chairs and Stools .....OM
	Genesis..... KP	Soltice Metal Collection.....HN
Desking	Tattoo..... MN	Soltice Multiple, Healthcare & Guest .HN
700 Series Desking .....KP	Universal.....BW	Soltice II Healthcare Seating.....HN
Balance Overheads..... MN		Strive Multiple, Stack & Task ..... GB
Genesis Desking..... MN	Seating	Sway .....BW
True Desking .....KP	400 Series Folding Chairs.....BW	Tattoo.....HN
Universal Overheads..... MN	600 Series Folding Chairs.....BW	Torsion-on-the-Go! Nesting Chairs .... GB
WorkZone Desking ..... MN	600 Series Stools .....BW	Torsion Air Stack and Task Seating .... GB
	Affina Collection..... HN	Zoetry .....HN
Files & Storage	Altus Task Chairs..... GB	
700 Series Pedestal Cushion ..... GB	Apply Stack Chairs..... GB	
Connection Zone Pads.....BW	Calida Lounge Seating ..... HN	
U-Series Pedestal Cushion..... GB	Diem Task Chairs..... OM	
Tattoo.....BW	Doni Collection..... GB	
	Gladly Lounge Seating ..... VQ	
Fixed Seating	Grazie Seating ..... GB	
Concerto Auditorium Seating .....BW	Hub Modular Lounge Seating .....HN	
Single Pedestal Seating ..... GB	Impress Task Chairs..... OM	
Jury Base Seating..... GB	Impress Ultra Task Chairs ..... OM	
Lancaster Auditorium Seating .....BW	Jessa Lounge Seating .....HN	
Sequence Seating..... GB	Jubilee Lounge Seating.....VQ	
University Seating..... GB	Katera Guest Chair..... GB	
	Kurv Benches.....HN	
Panel Systems	LaResta Day Beds ..... HN	
All Terrain.....KP	LimeLite ..... GB	
Balance Overheads ..... MN	Lyra Lounge Seating.....HN	

KI C.O.M. Manufacturing Site Addresses:

<u>BW</u> KI Bonduel Attn: COM Storage 204 West South St. Bonduel, WI 54107	<u>HN</u> KI High Point Attn: COM Storage 217 Feld Avenue High Point, NC 27263	<u>MN</u> KI Manitowoc Attn: COM Storage 1400 S. 41st St. Manitowoc, WI 54220	<u>VQ</u> KI Attn: COM Fabrics 6892 Marlin Circle La Palma, CA 90623
<u>GB</u> KI Green Bay Attn: COM Storage 1687 Westminster Drive - Gate 3 Green Bay, WI 54302	<u>KP</u> KI Pembroke Attn: COM Storage 1000 Olympic Dr. Pembroke, Ontario K8A6X7	<u>OM</u> KI Attn: COM Storage 1110 S. Mildred Ave. Ontario, CA 91761	



	Armless Lounge (H23)	Armless Lounge (H33)	Armless Lounge (H43)	Laminate Back Lounge (H20B)	Laminate Back Lounge (H23B)	Laminate Back Lounge (H33LB)
General Dimensions						
Seat width	26"	39"	78"	26"	26"	39"
Seat depth	21"	21"	21"	21"	21"	21"
Seat height	17"	17"	17"	17"	17"	17"
Overall Dimensions						
Width	26"	39"	78"	26"	26"	39"
Depth	26"	26"	26"	26"	26"	26"
Height	30-1/4"	30-1/4"	30-1/4"	30-1/4"	30-1/4"	30-1/4"
Height w/Privacy Screen	57"	57"	57"	57"	57"	57"



	Ottoman (H20)	Wedge (H60W)	Wedge (H45W)	Table (H13T)	Table (H24T)
General Dimensions					
Seat width	26"	34"	27-1/2"		
Seat depth	26"	23"	24"		
Seat height	17"	17"	17"		
Overall Dimensions					
Width	26"	34"	27-1/2"	13"	26"
Depth	26"	23"	24"	26"	26"
Height	17"	17"	17"	17"	17"



Black/Black Power Module



Silver/White Power Module



White/White Power Module

#### Wood Frame

Seat frames are constructed of 3/4" laminated hardwood plywood that is CNC cut with 5/4 maple cross rails. Ottomans are constructed of 3/4" laminated hardwood plywood. All mainframe joints are nailed and glued. Stress points are further reinforced with the use of glue blocks that are stapled or screwed in place. Plywood is assembled with notch and pocket type connections.

#### Sled Base

All legs are constructed of 1" O.D. x 16-gauge round steel tubing welded to 14-gauge steel mounting plate and secured to the frame with 16 #10 x 1.5" steel pan head wood screws. Optional glides are a nylon press-fit to the underside of the metal tubing.

#### Seat and Back

The seat is constructed with stretch strap webbing, inner woven and stapled into position. Both seats and backs are covered with a layer of reinforced non-woven fiber (FLW) on top. The back foam has a density of 1.5 and compression of 26 lb. foam that is 3" thick and countour

cut for consistency. The seat foam is 6" thick with a density of 2.5 and compression of 45 lb. A .5" super soft wrap covers the front and top of the seat.

#### Backrest Supports

Backrest supports are 1-1/8" O.D. 16-gauge for lounges with laminated transom or 12-gauge steel tubing inserted over 7/8" O.D. 16-gauge steel tubing for all fully upholstered models. Backrest supports are fastened to the wooden lounge frames using 1/4-20 steel bolts into steel threaded inserts.

#### Plastic Armcaps

Armcap tops and bottoms are 1/8" thick UL-HB rated ABS plastic. Tops are fastened to the bottom halves with screws and anchored to steel arm tubes.

#### Steel Armcap Support

Supporting either wood or plastic armcaps is 11-gauge steel tubing, 1-1/8" O.D., inserted over 7/8" O.D. 12-gauge steel tubing. The tubing is fastened to the lounge frame using steel 1/4-20

bolts into steel inserts. The arm tube is also supported with the backrest tubes by a steel 12-gauge plate with welded support tubes of 1" O.D. 18-gauge steel.

#### Gangers

UL HB rated nylon hooks and glass filled nylon pegs are mounted to 14-gauge steel plates with thread locking screws and steel inserts. The ganging plate assemblies are mounted to the wood frame using 1-1/2" #10 wood screws.

#### Electrical Wire Routing Conduit

Polypropylene extrusion 1-5/8" x 1" cut to length is fastened to the underside of any lounge product with wood screws.

#### Laminate - Table

Table panels and top are 15mm thick laminated plywood, .035 thick high-pressure laminate on all sides and top. Panels are secured together using glued joints, staples and wood screws.

#### Laminate - Lounge Transom

.035 thick high-pressure laminate over 15mm thick plywood. All joints are glued and stapled or nailed for strength.

#### UPHOLSTERY INFORMATION

##### C.O.M. Fabric

For C.O.M. fabric sent to KI-High Point on multiple rolls, add an additional yard of fabric per roll to the yardage requirements. Multiple rolls have shorter pieces of fabric on them and do not allow nesting and stacking of the fabric to achieve the best yeild as is done with one large roll. This results in yardage shortages and requests for additional fabric from the client, which can delay an order. For each roll that is sent, one yard needs to be added to one of the rolls, not separately.

##### Fabric Disclaimer

Fabric will be applied as swatched by the fabric manufacturer. Fabric that is required to be applied differently than is swatched will need a Product Modification Request written specifying the direction the fabric is to be applied.

#### FINISH INFORMATION

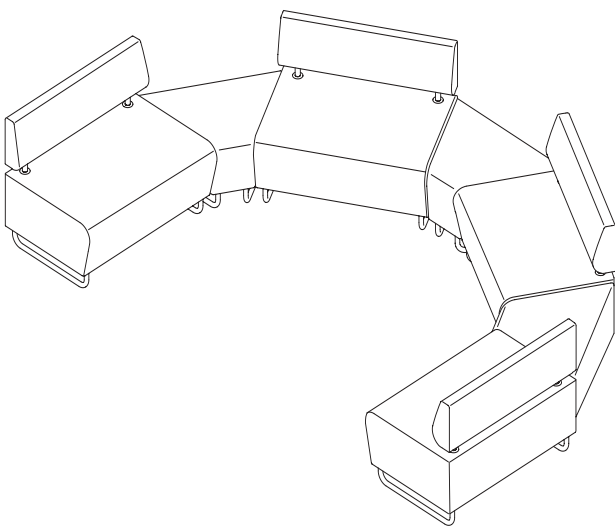
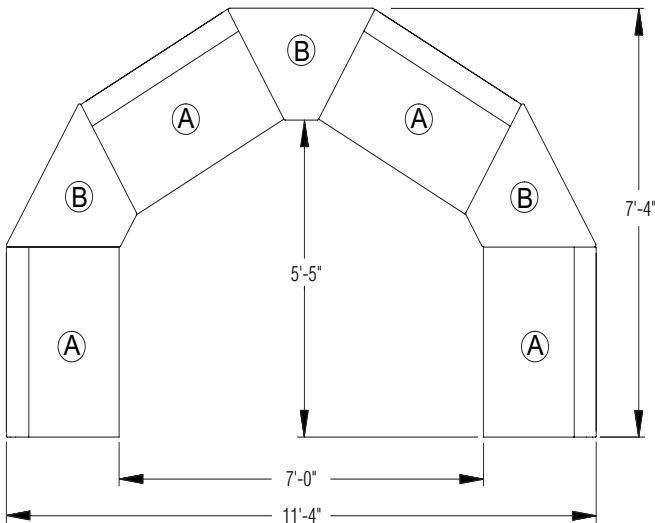
##### Color Match

KI offers the additional option of color matching paint, polypropylene, or wood stain through Product Modification Requests. Contact Customer Service for details.

#### INFORMATION

##### Warranty

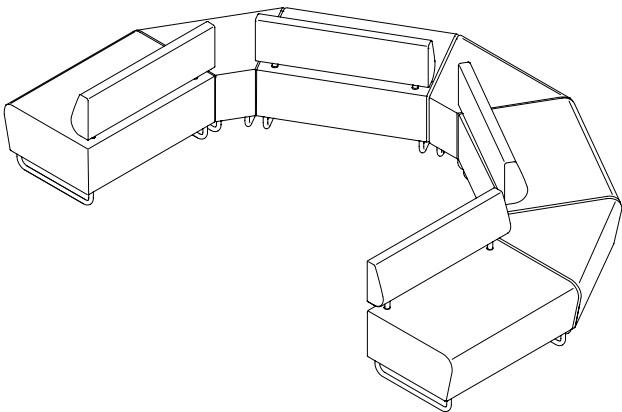
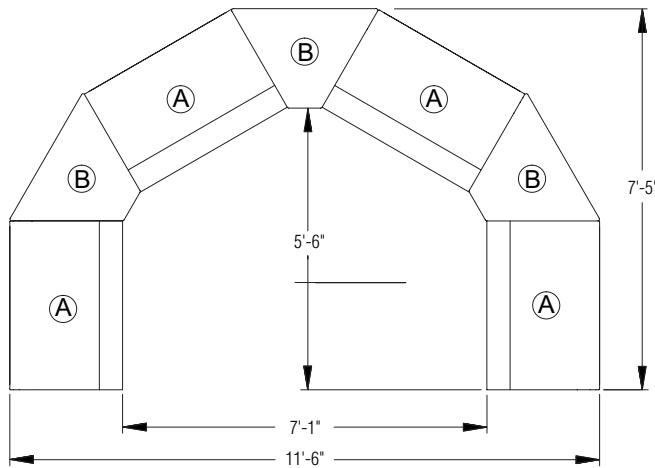
Refer to KI Terms & Conditions document or visit [ki.com](http://ki.com)



QTY	MODEL	ITEM
4	H33	A
3	H60WI	B

### Inside Half Circle Configuration

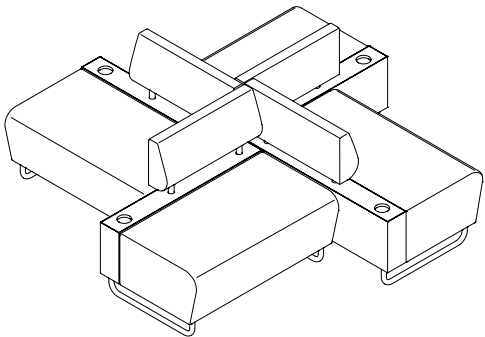
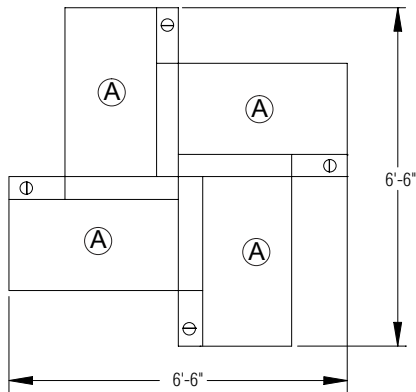
\* All configurations consist of multiple individual units.  
Gangers must be specified on each individual unit in order to connect units.



QTY	MODEL	ITEM
4	H33	A
3	H60W	B

### Outside Half Circle Configuration

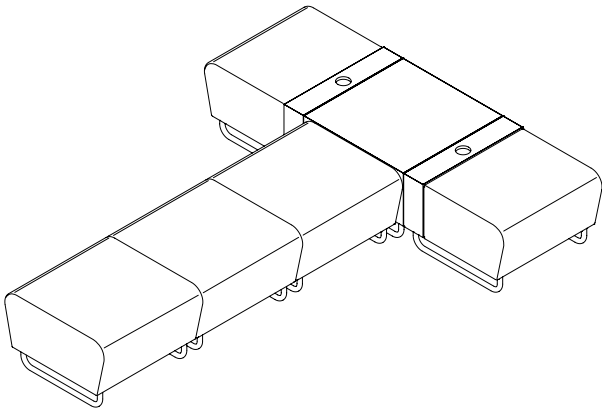
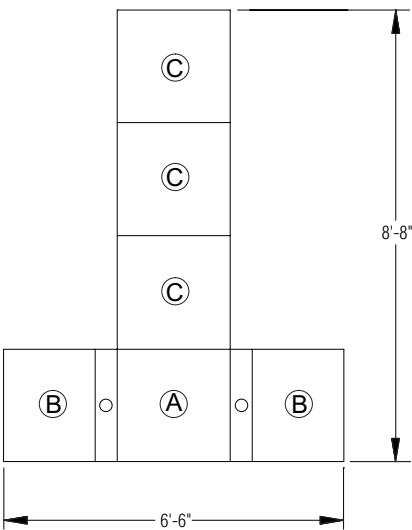
\* All configurations consist of multiple individual units.  
Gangers must be specified on each individual unit in order to connect units.



QTY	MODEL	ITEM
4	H33RB	A

### Wheel Configuration

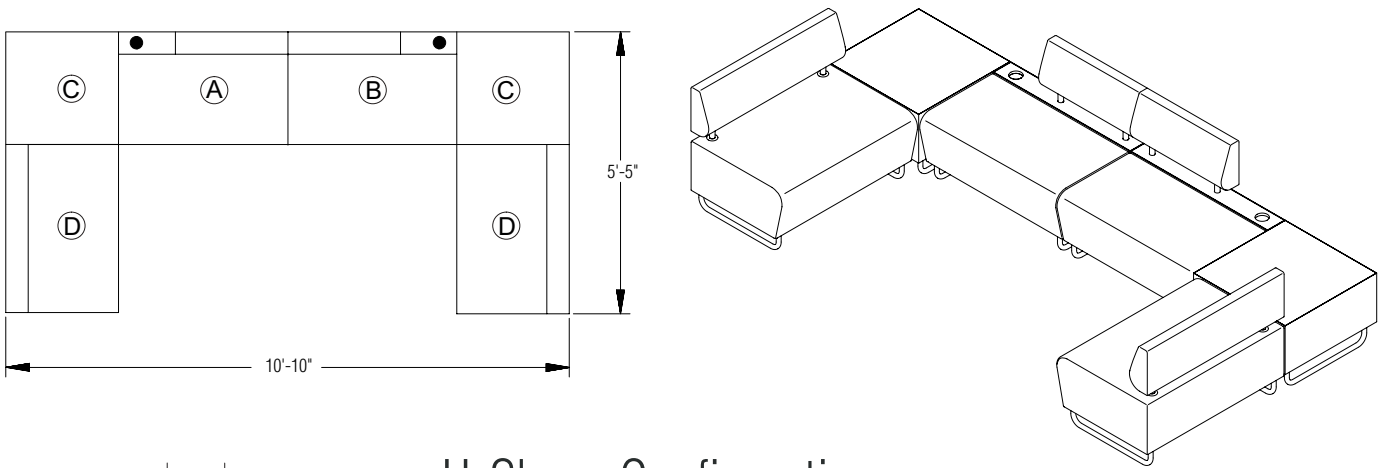
\* All configurations consist of multiple individual units.  
Gangers must be specified on each individual unit in order to connect units.



QTY	MODEL	ITEM
1	H24T	A
2	H20B	B
3	H20S	C

### T-Shape Configuration

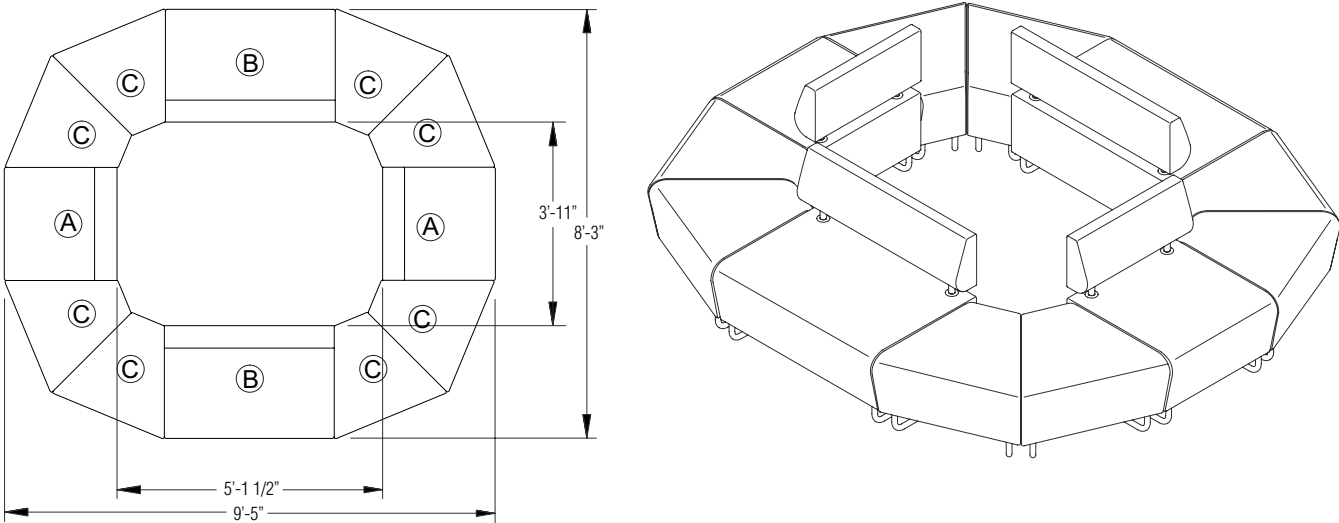
\* All configurations consist of multiple individual units.  
Gangers must be specified on each individual unit in order to connect units.



QTY	MODEL	ITEM
1	H33RB	A
1	H33LB	B
2	H24T	C
2	H33	D

U-Shape Configuration

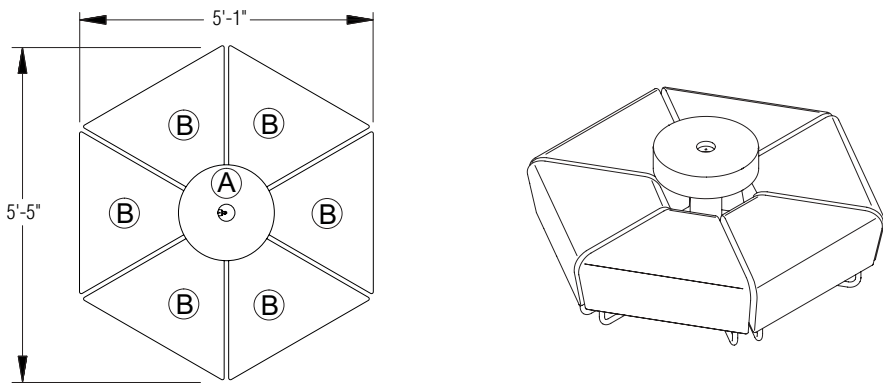
\* All configurations consist of multiple individual units.  
Gangers must be specified on each individual unit in order to connect units.



QTY	MODEL	ITEM
2	H23	A
2	H33	B
8	H45W0	C

Column Configuration

\* All configurations consist of multiple individual units.  
Gangers must be specified on each individual unit in order to connect units.



QTY	MODEL	ITEM
1	H25DT	A
6	H60W0	B

Outside Docking Configuration

\* All configurations consist of multiple individual units.



Base Finish		Back Finish - Laminate		Table Top - Primary Laminate		Table Side - Secondary Laminate	
Black	BL	Belair	LBQ	Belair	LBQ	Belair	LBQ2
Blue Grey	GR	Biltmore Cherry	LBT	Biltmore Cherry	LBT	Biltmore Cherry	LBT2
Bronze Metallic	ZM	Black	LBK	Black	LBK	Black	LBK2
Cayenne	CY	Brighton Walnut	LBW	Brighton Walnut	LBW	Brighton Walnut	LBW2
Champagne Metallic	CM	Canyon Zephyr	LCA	Canyon Zephyr	LCA	Canyon Zephyr	LCA2
Chrome	CH	Castle Oak	LCO	Castle Oak	LCO	Castle Oak	LCO2
Cool Grey	CG	Casual Linen	LCU	Casual Linen	LCU	Casual Linen	LCU2
Cottonwood	CO	Cherry Storm	LCX	Cherry Storm	LCX	Cherry Storm	LCX2
Earthen Clay	EY	Classic Linen	LCI	Classic Linen	LCI	Classic Linen	LCI2
Espresso Metallic	EX	Cloud Zephyr	LCL	Cloud Zephyr	LCL	Cloud Zephyr	LCL2
Everglade Shade	EV	Cocobala	LCC	Cocobala	LCC	Cocobala	LCC2
Flannel	FN	Crisp Linen	LRI	Crisp Linen	LRI	Crisp Linen	LRI2
Glitz Metallic	GZ	Desert Zephyr	LDZ	Desert Zephyr	LDZ	Desert Zephyr	LDZ2
Hazy Jade	HJ	Dove Grey	LDG	Dove Grey	LDG	Dove Grey	LDG2
Honey Bee	HY	Fired Steel	LIL	Fired Steel	LIL	Fired Steel	LIL2
Light Tone	LG	Flax Linen	LXF	Flax Linen	LXF	Flax Linen	LXF2
Mardi Gras	MG	Florence Walnut	LFC	Florence Walnut	LFC	Florence Walnut	LFC2
Misty Brown	MY	Forged Steel	LOL	Forged Steel	LOL	Forged Steel	LOL2
Nemo	NE	Friston Ash	LFH	Friston Ash	LFH	Friston Ash	LFH2
Nordic	ND	Frosty White	LFW	Frosty White	LFW	Frosty White	LFW2
Poppy Red	PR	Graphite Nebula	LGN	Graphite Nebula	LGN	Graphite Nebula	LGN2
Purple Haze	PH	Grey	LGE	Grey	LGE	Grey	LGE2
Rubber Ducky	RK	High Rise	LHE	High Rise	LHE	High Rise	LHE2
Sand	SA	Hollyberry	LHY	Hollyberry	LHY	Hollyberry	LHY2
Sky Blue	SK	Irish Linen	LIH	Irish Linen	LIH	Irish Linen	LIH2
Starlight Silver Metallic	SX	Island	LID	Island	LID	Island	LID2
Surf's Up	SP	Italian Silver Ash	LIT	Italian Silver Ash	LIT	Italian Silver Ash	LIT2
Twilight Shadow	TI	Kensington Maple	LKM	Kensington Maple	LKM	Kensington Maple	LKM2
Ultra Blue	UB	Lapis Blue	LLB	Lapis Blue	LLB	Lapis Blue	LLB2
Warm Grey	WG	Markerboard White	LMK	Markerboard White	LMK	Markerboard White	LMK2
Zesty Lime	ZL	Misted Zephyr	LMR	Misted Zephyr	LMR	Misted Zephyr	LMR2
Bottom Arm - Poly Color		Monticello Maple	LMT	Monticello Maple	LMT	Monticello Maple	LMT2
		Nickel Evolv	LNV	Nickel Evolv	LNV	Nickel Evolv	LNV2
		North Sea	LNA	North Sea	LNA	North Sea	LNA2
		Ocean	LON	Ocean	LON	Ocean	LON2
Top Armcap - Poly Color		Pearl Bisque	LPB	Pearl Bisque	LPB	Pearl Bisque	LPB2
		Pearl Silver	LPS	Pearl Silver	LPS	Pearl Silver	LPS2
		Pressed Linen	LPR	Pressed Linen	LPR	Pressed Linen	LPR2
		River Cherry	LRY	River Cherry	LRY	River Cherry	LRY2
Privacy Screen Color		Rugged Linen	LRG	Rugged Linen	LRG	Rugged Linen	LRG2
		Satin Stainless	LSS	Satin Stainless	LSS	Satin Stainless	LSS2
		Shadow Zephyr	LSR	Shadow Zephyr	LSR	Shadow Zephyr	LSR2
		Silicon evolv	LSV	Silicon evolv	LSV	Silicon evolv	LSV2
		Sterling Ash	LAZ	Sterling Ash	LAZ	Sterling Ash	LAZS
		Tailored Linen	LTL	Tailored Linen	LTL	Tailored Linen	LTL2
		Titanium evolv	LTV	Titanium evolv	LTV	Titanium evolv	LTV2
		White Nebula	LWL	White Nebula	LWL	White Nebula	LWL2
		White Sand	LWN	White Sand	LWN	White Sand	LWN2
		Windsor Mahogany	LWY	Windsor Mahogany	LWY	Windsor Mahogany	LWY2

Finish Cards

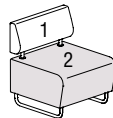
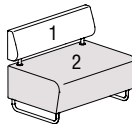
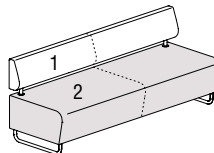
View color swatches for items listed within this document.

- Paints
- Plastics/Poly
- Wood/Veneer
- Laminates
- Molded Edges
- Edge Styles
- Hard Plastics
- Glass

Certain options referenced may not be available on GSA Schedule.





		MODEL NUMBER																					
		Basic Model	Non-Contrast or Fabric Contrast 1	Fabric Contrast 2	Base Finish	Ganging Option	Privacy Screen Attachment	Glide Option	Moisture Barrier														
Features										Approx. Packaged Weight	Grade C.O.M.	Grade C	Grade D	Grade E & C.O.L.	Grade F	Grade G	Grade H	Grade I	Grade J	Grade K	Grade L Leather	Grade M Leather	Moisture Barrier add to list price
 HUB <b>26 x 26 Armless Lounge</b> <ul style="list-style-type: none"><li>Non-contrast C.O.M = 2 yds</li><li>1 = Back (Fabric Contrast 1) C.O.M. = 1 yd</li><li>2 = Seat, sides (Fabric Contrast 2) C.O.M. = 2 yd</li></ul>	Non-contrast	H23/NC	□□□□		□□	□□□	□□□	□□	□□□	75.0#	\$ 2163	\$ 2254	\$ 2281	\$ 2312	\$ 2331	\$ 2372	\$ 2415	\$ 2462	\$ 2565	\$ 2665	\$ 2766	\$ 2970	\$ 182
	Contrast	H23/FC	□□□□	□□□□	□□	□□□	□□□	□□	□□□	75.0#	2237	2331	2356	2388	2410	2448	2489	2539	2640	2742	2843	3045	182
 HUB <b>26 x 39 Armless Lounge</b> <ul style="list-style-type: none"><li>Non-contrast C.O.M = 3 yds</li><li>1 = Back (Fabric Contrast 1) C.O.M. = 1 yd</li><li>2 = Seat, sides (Fabric Contrast 2) C.O.M. = 2 yd</li></ul>	Non-contrast	H33/NC	□□□□		□□	□□□	□□□	□□	□□□	100.0#	\$ 2738	\$ 2889	\$ 2930	\$ 2978	\$ 3010	\$ 3073	\$ 3134	\$ 3216	\$ 3372	\$ 3533	\$ 3692	\$ 4008	\$ 197
	Contrast	H33/FC	□□□□	□□□□	□□	□□□	□□□	□□	□□□	100.0#	2861	3012	3052	3099	3132	3193	3259	3338	3496	3657	3812	4130	197
 HUB <b>26 x 78 Armless Lounge</b> <ul style="list-style-type: none"><li>Non-contrast C.O.M = 5.25 yds</li><li>1 = Back (Fabric Contrast 1) C.O.M. = 2 yd</li><li>2 = Seat, sides (Fabric Contrast 2) C.O.M. = 3.5 yd</li></ul>	Non-contrast	H43/NC	□□□□		□□	□□□	□□□	□□	□□□	160.0#	\$ 3731	\$ 3980	\$ 4045	\$ 4125	\$ 4175	\$ 4280	\$ 4381	\$ 4512	\$ 4773	\$ 5030	\$ 5293	\$ 5809	\$ 219
	Contrast	H43/FC	□□□□	□□□□	□□	□□□	□□□	□□	□□□	160.0#	3922	4169	4233	4309	4363	4468	4570	4699	4960	5220	5480	5998	219

A

B

C

D

E

F

G

H

A

B

C

D

E

F

G

H

HOW TO ORDER

Indicate the following information on order form:  
1. Quantity of each item.  
2. Model number, including options. See “How To Build a Model Number”.  
3. Any special service required.

Note: • The □ indicates that a choice is required.  
• The absence of the □ indicates that no choice is required.  
• Alpha-numeric characters in place of □ indicate that no other alternatives are available.

HOW TO BUILD A MODEL NUMBER

- A**Select basic model.
- B**Select non-contrast or fabric contrast 1. Refer to [ki.com/fabrics](#)
- C**Select fabric contrast 2. Refer to [ki.com/fabrics](#)
- D**Select base and upright finish color. Refer to the **Product Color Options** page in this price list.
- E**Select ganging option.  
HNG - No gangers  
HWG - Ganging; add \$75  
Two ganging assemblies shipped per unit.
- F**Select privacy screen attachments.  
NPSA - No privacy screen attachments  
WPSA - Privacy screen attachments (privacy screen ordered separately)

- G**Select glide option.  
NGL - No glides  
GNY - Nylon glides (black); add \$6

- H**Select moisture barrier.  
MB - Moisture barrier  
NMB - No moisture barrier  
See pricing column for moisture barrier upcharge.

OPTIONS

**Sled Glide Option**  
To order sled glides (polycarbonate), add /SG to the end of the model number and add \$6.

NOTE

Units with privacy screens are unable to be ganged in a back-to-back configuration.

SPECIAL SERVICES

Special Carton Marking

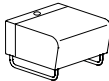
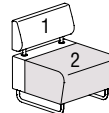
With specially marked information N/C

Shipping

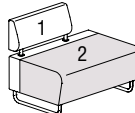
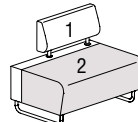
Ships **assembled, FOB High Point, NC 27263, freight prepaid**. Freight class 175

Specifications and prices are subject to change without prior notice.



		MODEL NUMBER																								
		Basic Model	Non-Contrast or Fabric Contrast 1	Fabric Contrast 2	Base Finish	Lam. Color	Power Option	Gang. Option	Privacy Screen Attachment	Glide Option	Moist. Barrier															
Features												Approx. Packaged Weight	Grade C.O.M.	Grade C	Grade D	Grade E & C.O.L.	Grade F	Grade G	Grade H	Grade I	Grade J	Grade K	Grade L Leather	Grade M Leather	Moisture Barrier add to list price	
 HUB 26 x 26 Laminate Backless Lounge <ul style="list-style-type: none"><li>Non-contrast C.O.M = 1.75 yds</li><li>Optional privacy screen model SK24 fits this model</li></ul>	Non-contrast	H20B	<input type="checkbox"/> <input type="checkbox"/> <input type="checkbox"/>		<input type="checkbox"/> <input type="checkbox"/>	<input type="checkbox"/> <input type="checkbox"/>	<input type="checkbox"/> <input type="checkbox"/> <input type="checkbox"/>	<input type="checkbox"/> <input type="checkbox"/>	<input type="checkbox"/> <input type="checkbox"/>	<input type="checkbox"/> <input type="checkbox"/>	<input type="checkbox"/> <input type="checkbox"/>	50.0#	\$ 2480	\$ 2535	\$ 2550	\$ 2566	\$ 2576	\$ 2600	\$ 2623	\$ 2653	\$ 2712	\$ 2767	\$ 2825	\$ 2941	\$ 173	
 HUB 26 x 26 Laminate Back Lounge <ul style="list-style-type: none"><li>Non-contrast C.O.M = 2 yds</li><li>1 = Back (Fabric Contrast 1) C.O.M. = 1 yd</li><li>2 = Seat, sides (Fabric Contrast 2) C.O.M. = 1.5 yd</li><li>Optional privacy screen model SK24 fits this model</li></ul>	Non-contrast	H23B/NC	<input type="checkbox"/> <input type="checkbox"/> <input type="checkbox"/>		<input type="checkbox"/> <input type="checkbox"/>	<input type="checkbox"/> <input type="checkbox"/>		<input type="checkbox"/> <input type="checkbox"/>	<input type="checkbox"/> <input type="checkbox"/>	<input type="checkbox"/> <input type="checkbox"/>	<input type="checkbox"/> <input type="checkbox"/>	80.0#	\$ 2884	\$ 2980	\$ 3006	\$ 3037	\$ 3055	\$ 3096	\$ 3134	\$ 3186	\$ 3288	\$ 3387	\$ 3490	\$ 3692	\$ 182	
	Contrast	H23B/FC	<input type="checkbox"/> <input type="checkbox"/> <input type="checkbox"/>	<input type="checkbox"/> <input type="checkbox"/> <input type="checkbox"/>	<input type="checkbox"/> <input type="checkbox"/>	<input type="checkbox"/> <input type="checkbox"/>		<input type="checkbox"/> <input type="checkbox"/>	<input type="checkbox"/> <input type="checkbox"/>	<input type="checkbox"/> <input type="checkbox"/>	<input type="checkbox"/> <input type="checkbox"/>	80.0#	2959	3055	3081	3114	3132	3174	3214	3263	3365	3466	3566	3768	182	



		MODEL NUMBER																								
		Basic Model	Non-Contrast or Fabric Contrast 1	Fabric Contrast 2	Base Finish	Lam. Color	Power Option	Gang. Option	Privacy Screen Attachment	Glide Option	Moist. Barrier															
Features													Approx. Packaged Weight	Grade C.O.M.	Grade C	Grade D	Grade E & C.O.L.	Grade F	Grade G	Grade H	Grade I	Grade J	Grade K	Grade L Leather	Grade M Leather	Moisture Barrier add to list price
 HUB 26 x 39 Laminate Back Lounge - Left Facing Back <ul style="list-style-type: none"><li>Non-contrast C.O.M = 2.5 yds</li><li>1 = Back (Fabric Contrast 1) C.O.M. = 1 yd</li><li>2 = Seat, sides (Fabric Contrast 2) C.O.M. = 2 yd</li><li>Optional privacy screen model SK37 fits this model</li></ul>	Non-contrast	H33LB/NC	<input type="checkbox"/> <input type="checkbox"/> <input type="checkbox"/>	<input type="checkbox"/> <input type="checkbox"/> <input type="checkbox"/>	<input type="checkbox"/> <input type="checkbox"/>	<input type="checkbox"/> <input type="checkbox"/>	<input type="checkbox"/> <input type="checkbox"/> <input type="checkbox"/> <input type="checkbox"/>	<input type="checkbox"/> <input type="checkbox"/>	<input type="checkbox"/> <input type="checkbox"/>	<input type="checkbox"/> <input type="checkbox"/>	<input type="checkbox"/> <input type="checkbox"/>		115.0#	\$ 3567	\$ 3704	\$ 3739	\$ 3784	\$ 3812	\$ 3869	\$ 3930	\$ 4001	\$ 4145	\$ 4288	\$ 4432	\$ 4722	\$ 194
	Contrast	H33LB/FC	<input type="checkbox"/> <input type="checkbox"/> <input type="checkbox"/>	<input type="checkbox"/> <input type="checkbox"/> <input type="checkbox"/>	<input type="checkbox"/> <input type="checkbox"/>	<input type="checkbox"/> <input type="checkbox"/>	<input type="checkbox"/> <input type="checkbox"/> <input type="checkbox"/> <input type="checkbox"/>	<input type="checkbox"/> <input type="checkbox"/>	<input type="checkbox"/> <input type="checkbox"/>	<input type="checkbox"/> <input type="checkbox"/>	<input type="checkbox"/> <input type="checkbox"/>		115.0#	3756	3892	3930	3972	4003	4060	4117	4186	4334	4478	4622	4911	194
 HUB 26 x 39 Laminate Back Lounge - Right Facing Back <ul style="list-style-type: none"><li>Non-contrast C.O.M = 2.5 yds</li><li>1 = Back (Fabric Contrast 1) C.O.M. = 1 yd</li><li>2 = Seat, sides (Fabric Contrast 2) C.O.M. = 2 yd</li><li>Optional privacy screen model SK37 fits this model</li></ul>	Non-contrast	H33RB/NC	<input type="checkbox"/> <input type="checkbox"/> <input type="checkbox"/>	<input type="checkbox"/> <input type="checkbox"/> <input type="checkbox"/>	<input type="checkbox"/> <input type="checkbox"/>	<input type="checkbox"/> <input type="checkbox"/>	<input type="checkbox"/> <input type="checkbox"/> <input type="checkbox"/> <input type="checkbox"/>	<input type="checkbox"/> <input type="checkbox"/>	<input type="checkbox"/> <input type="checkbox"/>	<input type="checkbox"/> <input type="checkbox"/>	<input type="checkbox"/> <input type="checkbox"/>		115.0#	\$ 3567	\$ 3704	\$ 3739	\$ 3784	\$ 3812	\$ 3869	\$ 3930	\$ 4001	\$ 4145	\$ 4288	\$ 4432	\$ 4722	\$ 194
	Contrast	H33RB/FC	<input type="checkbox"/> <input type="checkbox"/> <input type="checkbox"/>	<input type="checkbox"/> <input type="checkbox"/> <input type="checkbox"/>	<input type="checkbox"/> <input type="checkbox"/>	<input type="checkbox"/> <input type="checkbox"/>	<input type="checkbox"/> <input type="checkbox"/> <input type="checkbox"/> <input type="checkbox"/>	<input type="checkbox"/> <input type="checkbox"/>	<input type="checkbox"/> <input type="checkbox"/>	<input type="checkbox"/> <input type="checkbox"/>	<input type="checkbox"/> <input type="checkbox"/>		115.0#	3756	3892	3930	3972	4003	4060	4117	4186	4334	4478	4622	4911	194

A

B

C

D

E

F

G

H

I

J

HOW TO ORDER

Indicate the following information on order form:

- Quantity of each item.
- Model number, including options. See “How To Build a Model Number”.
- Any special service required.

Note:

- The ☐ indicates that a choice is required.
- The absence of the ☐ indicates that no choice is required.
- Alpha-numeric characters in place of ☐ indicate that no other alternatives are available.

HOW TO BUILD A MODEL NUMBER

- A**Select basic model.
- B**Select non-contrast or fabric contrast 1. Refer to [ki.com/fabrics](#)
- C**Select fabric contrast 2. Refer to [ki.com/fabrics](#)
- D**Select base and upright finish color. Refer to the **Product Color Options** page in this price list.
- E**Select back laminate. Refer to the **Product Color Options** page in this price list.
- F**Select power option.

NP

- No power

WPBL

- Black power module; add \$374

WPSL

- Silver power module; add \$374

WPWH

- White power module; add \$374

- G**Select ganging option.

HNG

- No gangers

HWG

- Ganging; add \$75

Two ganging assemblies shipped per unit.
- H**Select privacy screen attachments.

NPSA

- No privacy screen attachments

WPSA

- Privacy screen attachments (privacy screen ordered separately)
- I**Select glide option.

NGL

- No glides

GNY

- Nylon glides (black); add \$6
- J**Select moisture barrier.

MB

- Moisture barrier

NMB

- No moisture barrier

See pricing column for moisture barrier upcharge.

OPTIONS

**Sled Glide Option**  
To order sled glides (polycarbonate), add /SG to the end of the model number and add \$6.

**NOTE**  
Units with privacy screens are unable to be ganged in a back-to-back configuration.

SPECIAL SERVICES

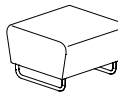
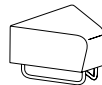

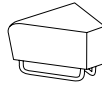
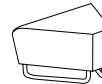
Special Carton Marking

With specially marked information      N/C

**Shipping**  
Ships **assembled, FOB High Point, NC 27263, freight prepaid.** Freight class 175

Specifications and prices are subject to change without prior notice.



			MODEL NUMBER																					
			Basic Model	Non-Contrast or Fabric Contrast 1	Base Finish	Ganging Option	Handle	Glide Option	Moisture Barrier															
MODEL	Features									Approx. Packaged Weight	Grade C.O.M.	Grade C	Grade D	Grade E & C.O.L.	Grade F	Grade G	Grade H	Grade I	Grade J	Grade K	Grade L Leather	Grade M Leather	Moisture Barrier add to list price	
 HUB	<b>26 x 26 Upholstered Ottoman</b> <ul style="list-style-type: none"><li>Non-contrast C.O.M = 2 yds</li><li>The handle (WH), when selected, is powder coated to match the sled base color. If Chrome is the sled base color, then handle will be Starlight Silver Metallic.</li></ul>	Non-contrast	H20	<input type="checkbox"/> <input type="checkbox"/> <input type="checkbox"/> <input type="checkbox"/>	<input type="checkbox"/> <input type="checkbox"/>	<input type="checkbox"/> <input type="checkbox"/> <input type="checkbox"/>	<input type="checkbox"/> <input type="checkbox"/>	<input type="checkbox"/> <input type="checkbox"/>	<input type="checkbox"/> <input type="checkbox"/> <input type="checkbox"/>	50.0#	\$ 1511	\$ 1594	\$ 1617	\$ 1642	\$ 1659	\$ 1693	\$ 1728	\$ 1770	\$ 1855	\$ 1943	\$ 2033	\$ 2204	\$ 178	
 HUB	<b>45 Degree Wedge - Inside</b> <ul style="list-style-type: none"><li>Non-contrast C.O.M = 1.75 yds</li><li>Inside-facing while seated</li><li>The handle (WH), when selected, is powder coated to match the sled base color. If Chrome is the sled base color, then handle will be Starlight Silver Metallic.</li></ul>	Non-contrast	H45WI	<input type="checkbox"/> <input type="checkbox"/> <input type="checkbox"/> <input type="checkbox"/>	<input type="checkbox"/> <input type="checkbox"/>	<input type="checkbox"/> <input type="checkbox"/> <input type="checkbox"/>	<input type="checkbox"/> <input type="checkbox"/>	<input type="checkbox"/> <input type="checkbox"/>	<input type="checkbox"/> <input type="checkbox"/> <input type="checkbox"/>	55.0#	\$ 1541	\$ 1623	\$ 1644	\$ 1672	\$ 1688	\$ 1725	\$ 1757	\$ 1800	\$ 1888	\$ 1974	\$ 2060	\$ 2234	\$ 178	
 HUB	<b>60 Degree Wedge - Inside</b> <ul style="list-style-type: none"><li>Non-contrast C.O.M = 1.75 yds</li><li>Inside-facing while seated</li><li>The handle (WH), when selected, is powder coated to match the sled base color. If Chrome is the sled base color, then handle will be Starlight Silver Metallic.</li></ul>	Non-contrast	H60WI	<input type="checkbox"/> <input type="checkbox"/> <input type="checkbox"/> <input type="checkbox"/>	<input type="checkbox"/> <input type="checkbox"/>	<input type="checkbox"/> <input type="checkbox"/> <input type="checkbox"/>	<input type="checkbox"/> <input type="checkbox"/>	<input type="checkbox"/> <input type="checkbox"/>	<input type="checkbox"/> <input type="checkbox"/> <input type="checkbox"/>	55.0#	\$ 1541	\$ 1623	\$ 1644	\$ 1672	\$ 1688	\$ 1725	\$ 1757	\$ 1800	\$ 1888	\$ 1974	\$ 2060	\$ 2234	\$ 178	
 HUB	<b>45 Degree Wedge - Outside</b> <ul style="list-style-type: none"><li>Non-contrast C.O.M = 1.75 yds</li><li>Outside-facing while seated</li><li>The handle (WH), when selected, is powder coated to match the sled base color. If Chrome is the sled base color, then handle will be Starlight Silver Metallic.</li></ul>	Non-contrast	H45WO	<input type="checkbox"/> <input type="checkbox"/> <input type="checkbox"/> <input type="checkbox"/>	<input type="checkbox"/> <input type="checkbox"/>	<input type="checkbox"/> <input type="checkbox"/> <input type="checkbox"/>	<input type="checkbox"/> <input type="checkbox"/>	<input type="checkbox"/> <input type="checkbox"/>	<input type="checkbox"/> <input type="checkbox"/> <input type="checkbox"/>	60.0#	\$ 1541	\$ 1623	\$ 1644	\$ 1672	\$ 1688	\$ 1725	\$ 1757	\$ 1800	\$ 1888	\$ 1974	\$ 2060	\$ 2234	\$ 178	
 HUB	<b>60 Degree Wedge - Outside</b> <ul style="list-style-type: none"><li>Non-contrast C.O.M = 1.75 yds</li><li>Outside-facing while seated</li><li>The handle (WH), when selected, is powder coated to match the sled base color. If Chrome is the sled base color, then handle will be Starlight Silver Metallic.</li></ul>	Non-contrast	H60WO	<input type="checkbox"/> <input type="checkbox"/> <input type="checkbox"/> <input type="checkbox"/>	<input type="checkbox"/> <input type="checkbox"/>	<input type="checkbox"/> <input type="checkbox"/> <input type="checkbox"/>	<input type="checkbox"/> <input type="checkbox"/>	<input type="checkbox"/> <input type="checkbox"/>	<input type="checkbox"/> <input type="checkbox"/> <input type="checkbox"/>	60.0#	\$ 1541	\$ 1623	\$ 1644	\$ 1672	\$ 1688	\$ 1725	\$ 1757	\$ 1800	\$ 1888	\$ 1974	\$ 2060	\$ 2234	\$ 178	
			<b>A</b>	<b>B</b>	<b>C</b>	<b>D</b>	<b>E</b>	<b>F</b>	<b>G</b>															

HOW TO ORDER

Indicate the following information on order form:

- Quantity of each item.
- Model number, including options. See “How To Build a Model Number”.
- Any special service required.

Note:

- The ☐ indicates that a choice is required.
- The absence of the ☐ indicates that no choice is required.
- Alpha-numeric characters in place of ☐ indicate that no other alternatives are available.

HOW TO BUILD A MODEL NUMBER

- A**Select basic model.
- B**Select non-contrast or fabric contrast 1. Refer to [ki.com/fabrics](https://www.ki.com/fabrics)
- C**Select base finish color. Refer to the **Product Color Options** page in this price list.
- D**Select ganging option.

HNG

- No gangers

HWG

- Ganging; add \$75

Two ganging assemblies shipped per unit.
- E**Select handle.

WH

- Handle; add \$140

NH

- No handle
- F**Select glide option.

NGL

- No glides

GNY

- Nylon glides (black); add \$6

- G**Select moisture barrier.

MB

- Moisture barrier

NMB

- No moisture barrier

See pricing column for moisture barrier upcharge.

OPTIONS

**Sled Glide Option**  
To order sled glides (polycarbonate), add /SG to the end of the model number and add \$6.

SPECIAL SERVICES


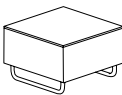
Special Carton Marking

With specially marked information      N/C

**Shipping**  
Ships **assembled, FOB High Point, NC 27263, freight prepaid.** Freight class 175

Specifications and prices are subject to change without prior notice.



		MODEL NUMBER								
		Basic Model	Primary Laminate Color (1)	Secondary Laminate Color (2)	Base Finish	Power Option	Ganging Option	Glide Option		
MODEL									Approx. Packaged Weight	Delivered Pricing
	13 x 26 Laminate Table	H13T	<input type="checkbox"/> <input type="checkbox"/> <input type="checkbox"/>	<input type="checkbox"/> <input type="checkbox"/> <input type="checkbox"/>	<input type="checkbox"/> <input type="checkbox"/>	<input type="checkbox"/> <input type="checkbox"/> <input type="checkbox"/> <input type="checkbox"/>	<input type="checkbox"/> <input type="checkbox"/> <input type="checkbox"/>	<input type="checkbox"/> <input type="checkbox"/>	55.0#	\$ 1517
HUBT										
	26 x 26 Laminate Table	H24T	<input type="checkbox"/> <input type="checkbox"/> <input type="checkbox"/>	<input type="checkbox"/> <input type="checkbox"/> <input type="checkbox"/>	<input type="checkbox"/> <input type="checkbox"/>	<input type="checkbox"/> <input type="checkbox"/> <input type="checkbox"/> <input type="checkbox"/>	<input type="checkbox"/> <input type="checkbox"/> <input type="checkbox"/>	<input type="checkbox"/> <input type="checkbox"/>	80.0#	\$ 1548
HUBT										
		A	B	C	D	E	F	G		

HOW TO ORDER

Indicate the following information on order form:

- Quantity of each item.
- Model number, including options. See “How To Build a Model Number”.
- Any special service required.

Note:

- The ☐ indicates that a choice is required.
- The absence of the ☐ indicates that no choice is required.
- Alpha-numeric characters in place of ☐ indicate that no other alternatives are available.

HOW TO BUILD A MODEL NUMBER

- A**Select basic model.
- B**Select primary laminate color.  
Primary laminate selection is for top.  
Refer to the **Product Color Options** page in this price list.
- C**Select secondary laminate color.  
Secondary laminate selection is for side panels.  
Refer to the **Product Color Options** page in this price list.
- D**Select base finish color.  
Refer to the **Product Color Options** page in this price list.
- E**Select power option.

NP

- No power

WPBL

- Black power module; add \$374

WPSL

- Silver power module; add \$374

WPWH

- White power module; add \$374

SP

- Sensio power module (black-3 receptacle, 2 USB ports); add \$597

Sensio power available on model H25DT only.

- F**Select ganging option.

HNG

- No gangers

HWG

- Ganging; add \$75

Two ganging assemblies shipped per unit.
- G**Select glide option.

NGL

- No glides

GNY

- Nylon glides (black); add \$6

OPTIONS

**Sled Glide Option**  
To order sled glides (polycarbonate), add /SG to the end of the model number and add \$6.

SPECIAL SERVICES

Special Carton Marking

With specially marked information      N/C

**Shipping**  
Ships **assembled, FOB High Point, NC 27263, freight prepaid.** Freight class 175

Specifications and prices are subject to change without prior notice.

**A**

## HOW TO BUILD A MODEL NUMBER

**A** Select basic model.

- B** Select privacy screen fabric.

Refer to the **Product Color Options** page in this price list.

- The absence of the ☐ indicates that no choice is required.

- Alpha-numeric characters in place of □ indicate that no other alternatives are available.

## SPECIAL SERVICES

## Special Carton Marking

With specially marked information N/C

## Shipping

**Ships assembled, FOB High Point, NC 27263,  
freight prepaid. Freight class 175**

Specifications and prices are subject to change without prior notice.

1330 Bellevue Street  
P.O. Box 8100  
Green Bay, WI 54308-8100  
800.424.2432  
ki.com

KI and Furnishing Knowledge are registered  
trademarks of Krueger International, Inc.

© 2020 Krueger International, Inc.  
All Rights Reserved.  
Code KI-PLW-000444/KI/PDF



Furnishing Knowledge®