

# VIRCO Furniture & Equipment

FOR EDUCATION, HOSPITALITY AND PUBLIC ENVIRONMENTS

## 2023 F.O.B. Factory List Prices

Effective January 1, 2023



# WHOLESALE/DEALER ORDER INFORMATION

## Factories, Showrooms and Distribution Centers

Virco's Torrance, CA facility is the F.O.B. FACTORY AND DELIVERY LOCATION, for these states: AK, AZ, CA, CO, HI, ID, MT, NM, NV, OR, UT, WA, and WY.  
NOTE: Alaska and Hawaii residents contact Virco for delivered prices.

Virco Inc.  
2027 Harpers Way  
Torrance, CA 90501  
Phone: 800-448-4726  
Fax: 800-258-7367  
Customer Service Hours: 6:30 a.m. to 4:30 p.m. (PST)

Virco's Conway, AR facility is the F.O.B. FACTORY AND DELIVERY LOCATION, for these states: AL, AR, CT, DC, DE, FL, GA, IA, IL, IN, KS, KY, LA, MA, MD, ME, MI, MN, MO, MS, NE, ND, NH, NJ, NY, NC, OH, OK, PA, RI, SC, SD, TN, TX, VT, VA, WI, and WV.

Virco Inc.  
Highway 65, South  
Conway, AR 72032  
Phone: 800-448-4726  
Fax: 800-396-8232  
Customer Service Hours: 7:30 a.m. to 4:30 p.m. (CST)

## VIRCO 2023 WHOLESALE AND DEALER PRODUCT ASSORTMENT

This price list describes Virco's extensive selection of educational and institutional furniture, all of which are made year-round at our factories in Conway, Arkansas, and Torrance, California. Furniture selected from this price list is generally ready to ship in 8 weeks from order acknowledgment except for Quick Ship and Campus Basics items which have a faster lead time as indicated in the price list. Custom orders and orders that require a minimum purchase quantity may require additional manufacturing time. In addition, during the heavy summer months unusually high demand for a specific item may result in longer lead times.

TO OPEN AN ACCOUNT with Virco, a minimum initial order of \$5,000 is required. All for-profit accounts will pay cash in advance for initial purchase. Customers desiring an open line of credit are required to fill-out a credit application. This information will be reviewed to determine whether a credit line will be activated and what its size will be. Accounts with open terms are reviewed annually and subject to credit hold if account is late or over approved limit. Accounts with lower annual volume will be closed at year-end. Accounts closed for this reason may be reactivated at any time by placing a \$5,000 order.

INVOICE TERMS for credit accounts are 1%, 10 days, or Net 30 days. Customers without a Virco credit line must submit payment via credit card at time of placing orders. CIA accounts do not receive a discount for payment.

We do accept Visa, Master Card, American Express, and Discover as forms of payment. Payments made with credit cards do not receive an early pay discount.

Items are to be purchased in full carton quantities. Additional costs may apply for broken cartons.

## PURCHASE ORDERS

You can send purchase orders via email to [orders@virco.com](mailto:orders@virco.com), or by fax. All purchase orders must include: Your complete billing information, including the billing address, the contact person and their phone number (If you know your Virco account number, please provide that as well) Complete shipping information (where the furniture should be sent) including physical address, the contact person and their phone number, and any special delivery requirements (special delivery requests may incur additional shipping charges), and requested delivery date range (extremely important - see below)

The requested delivery date is a required element of the order. Failure to indicate a delivery date will result in the order shipping as soon as it is ready. Indication of a delivery date that is earlier than the stated lead times for the items on the order will result in the order shipping as soon as it is ready. If a specific delivery date is needed, please indicate a range of dates that are acceptable as it may not be possible to deliver on a specific date. If an order cannot be received until a certain date, please indicate a "not before" date, with the understanding that the order can arrive any time after that date and will not necessarily arrive the next day. During our peak season of July and August, delivery dates may be extended due to heavy demand for both product and transportation. Accepting orders as soon as they are ready is the best way to ensure your order is fulfilled.

If you are seeking the fastest delivery times, order products from different groups (Quick Ship Models, Campus Basics Models, Made-to-Order Models) on different purchase orders. Orders with product from mixed groups will be shipped when complete, which will be at the longest model lead time. Orders for Quick Ship models only will be shipped as soon as possible, unless otherwise requested. Due to the quick turnaround of these orders, no shipping notification will be provided. Sorry, but we cannot accept C.O.D. orders. All orders are confirmed with a printed acknowledgment, which is mailed (or e-mailed on request) to the sold-to address within two days after entry. Please check the acknowledgment carefully to ensure that your order has been entered correctly. We will make every effort to accommodate requested delivery dates. Some orders may ship sooner than our stated lead-times, especially during winter, spring and fall. Summer lead-times may extend one or two weeks longer than normal. Please note critical delivery dates, such as openings or special events, on your purchase order. This is essential to help us manage your end user's expectations. For more information on Virco's stocking program, please contact your Virco Territory Sales Manager.

## WILL-CALL ORDERS

Will-call orders will be held for 30 days after Virco has notified the customer that merchandise is ready for pick-up. After 30 days, Virco reserves the right to release such merchandise for other orders.

# WHOLESALE/DEALER ORDER INFORMATION

## **F.O.B. FACTORY SHIPMENTS/FREIGHT COLLECT**

Title changes hands at shipping point upon tender of shipment to carrier in good condition. All charges for freight are paid by the customer or beneficial owner. Claims for loss or damage in transit are resolved by the carrier and the customer or beneficial owner.

## **F.O.B. DELIVERED SHIPMENTS/FREIGHT PREPAID**

Title changes hands at the delivery point upon receipt in good condition. Virco pays freight charges and resolves all claims for loss or damage in transit. Minimum order size may apply for delivered pricing.

## **LOSS OR DAMAGE IN TRANSIT**

Virco will honor requests for credit due to loss or damage in transit only when terms of sale are F.O.B. Delivered.

## **CHANGES OR CANCELLATIONS OF ORDERS**

Purchase orders acknowledged by Virco Inc. cannot be changed or cancelled without Virco Inc.'s consent, which consent may be conditioned upon Customer's agreement to pay increased or additional expenses resulting from the requested change or cancellation, including but not limited to a twenty-five percent (25%) cancellation charge if order is cancelled or changed within a minimum of twenty (20) days prior to expected delivery date as acknowledged. Products with custom options cannot be cancelled or returned. Product not in our Quick Ship or Campus Basics program may be refused for cancellation.

## **NO INTERNET RESALE:**

Prohibition of reselling products on the internet. Distributor may not resell products on the internet, including but not limited to Amazon, Overstock and Wayfair. Violation of this provision can lead to immediate termination of dealer status.

## **NO INTERNATIONAL EXPORT: Prohibition Of Selling Products Outside The United States**

Distributor may not resell product outside of the USA without prior written approval from Virco. Violation of this provision can lead to immediate termination of dealer status.

## **DELIVERY OPTIONS**

- Will Call F.O.B. FACTORY is the standard delivery option for wholesalers and dealers. Most wholesale and dealer partners select F.O.B. Factory pricing and arrange their own freight. When a Will Call order is ready, you will be contacted to schedule an appointment for pickup. Once the appointment is set, Virco will stage the product for pickup. Virco's Will Call does not include loading of the product. Our dock hours are 8:00 a.m. — noon, and 1:00 — 3:00 p.m., Monday through Friday. All Will Call orders are staged and held for one day. If you miss your scheduled appointment, Virco may choose to restock your order, which would require you to reschedule your appointment. Will Call privileges may be revoked due to excessive missed appointments.

### **For those who desire additional service, we offer the following options:**

- DROP SHIPMENTS are available at F.O.B. Factory pricing with a surcharge. Drop Shipments also require contact names and phone numbers at both the end user and billing address. Please remember that many end users are not familiar with commercial shipping procedures or the demands of handling heavy furniture.
- TAILGATE DELIVERY is available for a surcharge. Tailgate Delivery assumes consolidation and does not allow for partial line item shipments. Additional shipping and handling charges will apply to partial shipments, if necessary.

Tailgate delivery means that the driver is responsible for moving the goods to the tailgate of the truck only. Therefore, you must have personnel on hand to unload the truck. We can arrange for 24 hours advance notice of the delivery at your request.

## **FedEx**

Items with an (\*) in the FedEx column of this price list may be shipped via FedEx as of January 1, 2023. FedEx periodically changes their shipping terms and conditions. We recommend that you refer to the FedEx website at [www.fedex.com](http://www.fedex.com) for the latest policy.

## **REDELIVERY AND RESTOCKING CHARGES**

When consignees refuse or are unable to accept delivered orders, we will charge 100% of the original freight cost plus demurrage charges to redeliver the order. Returned orders due to refusal or customer error will be credited at FOB factory cost less a minimum 20% restock fee. Merchandise returns can only be accepted with prior authorization from Virco's Customer Service Department; moreover, all returned items must be unused and still in their original packaging. Authorization to return merchandise must be approved by Virco Customer Service no later than 90 days after initial delivery. We do not accept returns of custom-made products, and we will refuse returns that are submitted without prior authorization from Virco Customer Service. Product not in our Quick Ship or Campus Basics program may be refused for return.

## WHOLESALE/DEALER ORDER INFORMATION

### **MERCHANDISE RETURNS**

No merchandise will be returned by customers without the express written approval of the Conway or Torrance factory. Unauthorized returns will be refused and returned to customer at customer's own expense.

### **STEPS TO TAKE WHEN RECEIVING SHIPMENTS**

#### **VERIFY COUNT**

Make sure you receive as many cartons as are listed on the delivery receipt. If any shortage is discovered, note exactly how many cartons are short on the carrier's delivery receipt and have the driver note the shortage on your copy.

#### **CAREFULLY EXAMINE EACH CARTON FOR DAMAGE**

If damage is visible, note this fact on the delivery receipt and have the driver clearly note the damage on your copy. If you suspect that the carton contents may be damaged, insist that the driver remain present while you open the carton and jointly inspect the contents. Any concealed damage discovered should also be noted on the delivery receipt and on your copy. Be sure to retain your copy.

#### **IMMEDIATELY AFTER DELIVERY, OPEN ALL CARTONS AND INSPECT FOR CONCEALED DAMAGE**

All cartons should be opened, and contents inspected for possible concealed damage.

#### **REPORT ANY PROBLEMS TO VIRCO CUSTOMER SERVICE IMMEDIATELY (800-448-4726)**

If damage is found, details should be reported to Virco immediately. According to ICC regulations, failure to report concealed damage within 5 calendar days of the delivery date could result in the carrier denying the claim and any replacement costs may be your responsibility.

### **STEPS TO TAKE WHEN CARRIER MAKES INSPECTION OF DAMAGED ITEMS**

#### **HAVE DAMAGED ITEMS IN THE RECEIVING AREA**

Make certain that the damaged items have not been moved from the receiving area. Allow the inspector to inspect the damaged items, cartons, inner packing materials and freight bill. Be sure to retain your delivery receipt since it will be needed as supporting documentation when the claim is filed.

#### **AFTER THE INSPECTOR FILLS OUT THE REPORT, READ IT CAREFULLY BEFORE SIGNING**

If you do not agree with any statements made by the inspector on the report, do not sign it. Unless repairs will be completely satisfactory, be sure the inspector requests replacement on the inspection report. A new item can be ordered only if the report specifies "replace."

#### **CONTINUE TO RETAIN DAMAGED MERCHANDISE**

Even though the inspection has been completed, damaged items cannot be used or disposed of without written permission from the carrier or Virco. After the claim has been settled, the carrier will either pick-up the damaged items or send a letter asking you to dispose of the merchandise.



# WHOLESALE DIRECTORY

## ALABAMA

Budget Wholesale  
PO Box 940146  
Miami, FL 33194  
(833) 283-4385  
Fax: (877) 225-2797  
E: [quotes@schoolfurnituresupplier.com](mailto:quotes@schoolfurnituresupplier.com)  
[www.schoolfurnituresupplier.com](http://www.schoolfurnituresupplier.com)

COE Distributing  
1020 Franklin Drive  
Smock, PA 15480  
(800) 388-8202  
Fax: (866) 437-6037  
[www.coedistributing.com](http://www.coedistributing.com)

S. P. Richards Co.  
204 Industrial Drive  
Birmingham, AL 35211  
(844) 387-6777  
E: [sprfurnitureorders@sprich.com](mailto:sprfurnitureorders@sprich.com)  
[www.sprichards.com](http://www.sprichards.com)

Worthington Direct Wholesale  
6301 Gaston Ave., Suite 670  
Dallas, TX 75214  
(800) 599-6636  
Fax: (800) 943-6687  
[www.WorthingtonDirect.com](http://www.WorthingtonDirect.com)

## ARIZONA

Budget Wholesale  
PO Box 940146  
Miami, FL 33194  
(833) 283-4385  
Fax: (877) 225-2797  
E: [quotes@schoolfurnituresupplier.com](mailto:quotes@schoolfurnituresupplier.com)  
[www.schoolfurnituresupplier.com](http://www.schoolfurnituresupplier.com)

COE Distributing  
1020 Franklin Drive  
Smoek, PA 15480  
(800) 388-8202  
Fax: (866) 437-6037  
[www.coedistributing.com](http://www.coedistributing.com)

S. P. Richards Co.  
1429 S. 40th Avenue, Suite C  
Phoenix, AZ 85009  
(844) 387-6777  
E: [sprfurnitureorders@sprich.com](mailto:sprfurnitureorders@sprich.com)  
[www.sprichards.com](http://www.sprichards.com)

Worthington Direct Wholesale  
6301 Gaston Ave., Suite 670  
Dallas, TX 75214  
(800) 599-6636  
Fax: (800) 943-6687  
[www.WorthingtonDirect.com](http://www.WorthingtonDirect.com)

## ARKANSAS

Budget Wholesale  
PO Box 940146  
Miami, FL 33194  
(833) 283-4385  
Fax: (877) 225-2797  
E: [quotes@schoolfurnituresupplier.com](mailto:quotes@schoolfurnituresupplier.com)  
[www.schoolfurnituresupplier.com](http://www.schoolfurnituresupplier.com)

## ARKANSAS cont'd

COE Distributing  
1020 Franklin Drive  
Smoek, PA 15480  
(800) 388-8202  
Fax: (866) 437-6037  
[www.coedistributing.com](http://www.coedistributing.com)

S. P. Richards Co.  
PO Box 1266  
Smyrna, GA 30081-1266  
(844) 387-6777  
E: [sprfurnitureorders@sprich.com](mailto:sprfurnitureorders@sprich.com)  
[www.sprichards.com](http://www.sprichards.com)

Worthington Direct Wholesale  
6301 Gaston Ave., Suite 670  
Dallas, TX 75214  
(800) 599-6636  
Fax: (800) 943-6687  
[www.WorthingtonDirect.com](http://www.WorthingtonDirect.com)

## CALIFORNIA

Budget Wholesale  
PO Box 940146  
Miami, FL 33194  
(833) 283-4385  
Fax: (877) 225-2797  
E: [quotes@schoolfurnituresupplier.com](mailto:quotes@schoolfurnituresupplier.com)  
[www.schoolfurnituresupplier.com](http://www.schoolfurnituresupplier.com)

COE Distributing  
1020 Franklin Drive  
Smoek, PA 15480  
(800) 388-8202  
Fax: (866) 437-6037  
[www.coedistributing.com](http://www.coedistributing.com)

S. P. Richards Co.  
10235 San Sevaire Way, Bldg. 120  
Mira Loma, CA 91752  
(844) 387-6777  
E: [sprfurnitureorders@sprich.com](mailto:sprfurnitureorders@sprich.com)  
[www.sprichards.com](http://www.sprichards.com)

S. P. Richards Co.  
2190 Hanson Way  
Sacramento, CA 95776  
(844) 387-6777  
E: [sprfurnitureorders@sprich.com](mailto:sprfurnitureorders@sprich.com)  
[www.sprichards.com](http://www.sprichards.com)

Worthington Direct Wholesale  
6301 Gaston Ave., Suite 670  
Dallas, TX 75214  
(800) 599-6636  
Fax: (800) 943-6687  
[www.WorthingtonDirect.com](http://www.WorthingtonDirect.com)

## COLORADO

Budget Wholesale  
PO Box 940146  
Miami, FL 33194  
(833) 283-4385  
Fax: (877) 225-2797  
E: [quotes@schoolfurnituresupplier.com](mailto:quotes@schoolfurnituresupplier.com)  
[www.schoolfurnituresupplier.com](http://www.schoolfurnituresupplier.com)

## COLORADO cont'd

COE Distributing  
1020 Franklin Drive  
Smoek, PA 15480  
(800) 388-8202  
Fax: (866) 437-6037  
[www.coedistributing.com](http://www.coedistributing.com)

S. P. Richards Co.  
11600 East 56th Avenue  
Denver, CO 80239  
(844) 387-6777  
E: [sprfurnitureorders@sprich.com](mailto:sprfurnitureorders@sprich.com)  
[www.sprichards.com](http://www.sprichards.com)

Worthington Direct Wholesale  
6301 Gaston Ave., Suite 670  
Dallas, TX 75214  
(800) 599-6636  
Fax: (800) 943-6687  
[www.WorthingtonDirect.com](http://www.WorthingtonDirect.com)

## CONNECTICUT

Budget Wholesale  
PO Box 940146  
Miami, FL 33194  
(833) 283-4385  
Fax: (877) 225-2797  
E: [quotes@schoolfurnituresupplier.com](mailto:quotes@schoolfurnituresupplier.com)  
[www.schoolfurnituresupplier.com](http://www.schoolfurnituresupplier.com)

COE Distributing  
1020 Franklin Drive  
Smoek, PA 15480  
(800) 388-8202  
Fax: (866) 437-6037  
[www.coedistributing.com](http://www.coedistributing.com)

S. P. Richards Co.  
PO Box 1266  
Smyrna, GA 30081-1266  
(844) 387-6777  
E: [sprfurnitureorders@sprich.com](mailto:sprfurnitureorders@sprich.com)  
[www.sprichards.com](http://www.sprichards.com)

Worthington Direct Wholesale  
6301 Gaston Ave., Suite 670  
Dallas, TX 75214  
(800) 599-6636  
Fax: (800) 943-6687  
[www.WorthingtonDirect.com](http://www.WorthingtonDirect.com)

## DELAWARE

Budget Wholesale  
PO Box 940146  
Miami, FL 33194  
(833) 283-4385  
Fax: (877) 225-2797  
E: [quotes@schoolfurnituresupplier.com](mailto:quotes@schoolfurnituresupplier.com)  
[www.schoolfurnituresupplier.com](http://www.schoolfurnituresupplier.com)

COE Distributing  
1020 Franklin Drive  
Smoek, PA 15480  
(800) 388-8202  
Fax: (866) 437-6037  
[www.coedistributing.com](http://www.coedistributing.com)

## DELAWARE cont'd

S. P. Richards Co.  
PO Box 1266  
Smyrna, GA 30081-1266  
(844) 387-6777  
E: [sprfurnitureorders@sprich.com](mailto:sprfurnitureorders@sprich.com)  
[www.sprichards.com](http://www.sprichards.com)

Worthington Direct Wholesale  
6301 Gaston Ave., Suite 670  
Dallas, TX 75214  
(800) 599-6636  
Fax: (800) 943-6687  
[www.WorthingtonDirect.com](http://www.WorthingtonDirect.com)

## DISTRICT OF COLUMBIA

Budget Wholesale  
PO Box 940146  
Miami, FL 33194  
(833) 283-4385  
Fax: (877) 225-2797  
E: [quotes@schoolfurnituresupplier.com](mailto:quotes@schoolfurnituresupplier.com)  
[www.schoolfurnituresupplier.com](http://www.schoolfurnituresupplier.com)

COE Distributing  
1020 Franklin Drive  
Smoek, PA 15480  
(800) 388-8202  
Fax: (866) 437-6037  
[www.coedistributing.com](http://www.coedistributing.com)

S. P. Richards Co.  
PO Box 1266  
Smyrna, GA 30081-1266  
(844) 387-6777  
E: [sprfurnitureorders@sprich.com](mailto:sprfurnitureorders@sprich.com)  
[www.sprichards.com](http://www.sprichards.com)

Worthington Direct Wholesale  
6301 Gaston Ave., Suite 670  
Dallas, TX 75214  
(800) 599-6636  
Fax: (800) 943-6687  
[www.WorthingtonDirect.com](http://www.WorthingtonDirect.com)

## FLORIDA

Budget Wholesale  
PO Box 940146  
Miami, FL 33194  
(833) 283-4385  
Fax: (877) 225-2797  
E: [quotes@schoolfurnituresupplier.com](mailto:quotes@schoolfurnituresupplier.com)  
[www.schoolfurnituresupplier.com](http://www.schoolfurnituresupplier.com)

COE Distributing  
1020 Franklin Drive  
Smoek, PA 15480  
(800) 388-8202  
Fax: (866) 437-6037  
[www.coedistributing.com](http://www.coedistributing.com)

S. P. Richards Co.  
6525 Harney Road  
Tampa, FL 33610  
(844) 387-6777  
E: [sprfurnitureorders@sprich.com](mailto:sprfurnitureorders@sprich.com)  
[www.sprichards.com](http://www.sprichards.com)

## FLORIDA cont'd

S. P. Richards Co.  
3590 N.W. 114th Street  
Miami, FL 33167  
(844) 387-6777  
E: [sprfurnitureorders@sprich.com](mailto:sprfurnitureorders@sprich.com)  
[www.sprichards.com](http://www.sprichards.com)

S. P. Richards Co.  
5301 East Hanna Street  
Tampa, FL 33610  
(844) 387-6777  
E: [sprfurnitureorders@sprich.com](mailto:sprfurnitureorders@sprich.com)  
[www.sprichards.com](http://www.sprichards.com)

Worthington Direct Wholesale  
6301 Gaston Ave., Suite 670  
Dallas, TX 75214  
(800) 599-6636  
Fax: (800) 943-6687  
[www.WorthingtonDirect.com](http://www.WorthingtonDirect.com)

## GEORGIA

Budget Wholesale  
PO Box 940146  
Miami, FL 33194  
(833) 283-4385  
Fax: (877) 225-2797  
E: [quotes@schoolfurnituresupplier.com](mailto:quotes@schoolfurnituresupplier.com)  
[www.schoolfurnituresupplier.com](http://www.schoolfurnituresupplier.com)

COE Distributing  
1020 Franklin Drive  
Smoek, PA 15480  
(800) 388-8202  
Fax: (866) 437-6037  
[www.coedistributing.com](http://www.coedistributing.com)

S. P. Richards Co.  
PO Box 1458 (Zip: 30081-1458)  
6300 Highlands Parkway  
Smyrna, GA 30082  
(844) 387-6777  
E: [sprfurnitureorders@sprich.com](mailto:sprfurnitureorders@sprich.com)  
[www.sprichards.com](http://www.sprichards.com)

S. P. Richards Co.  
190 Selig Drive  
Atlanta, GA 30336  
(844) 387-6777  
E: [sprfurnitureorders@sprich.com](mailto:sprfurnitureorders@sprich.com)  
[www.sprichards.com](http://www.sprichards.com)

Worthington Direct Wholesale  
6301 Gaston Ave., Suite 670  
Dallas, TX 75214  
(800) 599-6636  
Fax: (800) 943-6687  
[www.WorthingtonDirect.com](http://www.WorthingtonDirect.com)

## IDAHO

Budget Wholesale  
PO Box 940146  
Miami, FL 33194  
(833) 283-4385  
Fax: (877) 225-2797  
E: [quotes@schoolfurnituresupplier.com](mailto:quotes@schoolfurnituresupplier.com)  
[www.schoolfurnituresupplier.com](http://www.schoolfurnituresupplier.com)

# WHOLESALE DIRECTORIES

## IDAHO cont'd

COE Distributing  
1020 Franklin Drive  
Smock, PA 15480  
(800) 388-8202  
Fax: (866) 437-6037  
www.coedistributing.com

S. P. Richards Co.  
PO Box 1266  
Smyrna, GA 30081-1266  
(844) 387-6777  
E: sprfurnitureorders@sprich.com  
www.sprichards.com

Worthington Direct Wholesale  
6301 Gaston Ave., Suite 670  
Dallas, TX 75214  
(800) 599-6636  
Fax: (800) 943-6687  
www.WorthingtonDirect.com

## ILLINOIS

Budget Wholesale  
PO Box 940146  
Miami, FL 33194  
(833) 283-4385  
Fax: (877) 225-2797  
E: quotes@schoolfurnituresupplier.com  
www.schoolfurnituresupplier.com

COE Distributing  
1020 Franklin Drive  
Smock, PA 15480  
(800) 388-8202  
Fax: (866) 437-6037  
www.coedistributing.com

S. P. Richards Co.  
2650 Lively Blvd.  
Elk Grove Village, IL 60007  
(844) 387-6777  
E: sprfurnitureorders@sprich.com  
www.sprichards.com

Worthington Direct Wholesale  
6301 Gaston Ave., Suite 670  
Dallas, TX 75214  
(800) 599-6636  
Fax: (800) 943-6687  
www.WorthingtonDirect.com

## INDIANA

Budget Wholesale  
PO Box 940146  
Miami, FL 33194  
(833) 283-4385  
Fax: (877) 225-2797  
E: quotes@schoolfurnituresupplier.com  
www.schoolfurnituresupplier.com

COE Distributing  
1020 Franklin Drive  
Smock, PA 15480  
(800) 388-8202  
Fax: (866) 437-6037  
www.coedistributing.com

## INDIANA cont'd

S. P. Richards Co.  
8009 Allison Avenue  
Indianapolis, IN 46268  
(844) 387-6777  
E: sprfurnitureorders@sprich.com  
www.sprichards.com

Worthington Direct Wholesale  
6301 Gaston Ave., Suite 670  
Dallas, TX 75214  
(800) 599-6636  
Fax: (800) 943-6687  
www.WorthingtonDirect.com

## IOWA

Budget Wholesale  
PO Box 940146  
Miami, FL 33194  
(833) 283-4385  
Fax: (877) 225-2797  
E: quotes@schoolfurnituresupplier.com  
www.schoolfurnituresupplier.com

COE Distributing  
1020 Franklin Drive  
Smock, PA 15480  
(800) 388-8202  
Fax: (866) 437-6037  
www.coedistributing.com

S. P. Richards Co.  
PO Box 1266  
Smyrna, GA 30081-1266  
(844) 387-6777  
E: sprfurnitureorders@sprich.com  
www.sprichards.com

Worthington Direct Wholesale  
6301 Gaston Ave., Suite 670  
Dallas, TX 75214  
(800) 599-6636  
Fax: (800) 943-6687  
www.WorthingtonDirect.com

## KANSAS

Budget Wholesale  
PO Box 940146  
Miami, FL 33194  
(833) 283-4385  
Fax: (877) 225-2797  
E: quotes@schoolfurnituresupplier.com  
www.schoolfurnituresupplier.com

COE Distributing  
1020 Franklin Drive  
Smock, PA 15480  
(800) 388-8202  
Fax: (866) 437-6037  
www.coedistributing.com

S. P. Richards Co.  
PO Box 1266  
Smyrna, GA 30081-1266  
(844) 387-6777  
E: sprfurnitureorders@sprich.com  
www.sprichards.com

## KANSAS cont'd

Worthington Direct Wholesale  
6301 Gaston Ave., Suite 670  
Dallas, TX 75214  
(800) 599-6636  
Fax: (800) 943-6687  
www.WorthingtonDirect.com

## KENTUCKY

Budget Wholesale  
PO Box 940146  
Miami, FL 33194  
(833) 283-4385  
Fax: (877) 225-2797  
E: quotes@schoolfurnituresupplier.com  
www.schoolfurnituresupplier.com

COE Distributing  
1020 Franklin Drive  
Smock, PA 15480  
(800) 388-8202  
Fax: (866) 437-6037  
www.coedistributing.com

S. P. Richards Co.  
PO Box 1266  
Smyrna, GA 30081-1266  
(844) 387-6777  
E: sprfurnitureorders@sprich.com  
www.sprichards.com

Worthington Direct Wholesale  
6301 Gaston Ave., Suite 670  
Dallas, TX 75214  
(800) 599-6636  
Fax: (800) 943-6687  
www.WorthingtonDirect.com

## LOUISIANA

Budget Wholesale  
PO Box 940146  
Miami, FL 33194  
(833) 283-4385  
Fax: (877) 225-2797  
E: quotes@schoolfurnituresupplier.com  
www.schoolfurnituresupplier.com

COE Distributing  
1020 Franklin Drive  
Smock, PA 15480  
(800) 388-8202  
Fax: (866) 437-6037  
www.coedistributing.com

S. P. Richards Co.  
PO Box 687 (Zip: 70004)  
1012 McDermott Road, LaBarre Bus.  
Park  
Metairie, LA 70001  
(844) 387-6777  
E: sprfurnitureorders@sprich.com  
www.sprichards.com

Worthington Direct Wholesale  
6301 Gaston Ave., Suite 670  
Dallas, TX 75214  
(800) 599-6636  
Fax: (800) 943-6687  
www.WorthingtonDirect.com

## MAINE

Budget Wholesale  
PO Box 940146  
Miami, FL 33194  
(833) 283-4385  
Fax: (877) 225-2797  
E: quotes@schoolfurnituresupplier.com  
www.schoolfurnituresupplier.com

COE Distributing  
1020 Franklin Drive  
Smock, PA 15480  
(800) 388-8202  
Fax: (866) 437-6037  
www.coedistributing.com

S. P. Richards Co.  
PO Box 1266  
Smyrna, GA 30081-1266  
(844) 387-6777  
E: sprfurnitureorders@sprich.com  
www.sprichards.com

Worthington Direct Wholesale  
6301 Gaston Ave., Suite 670  
Dallas, TX 75214  
(800) 599-6636  
Fax: (800) 943-6687  
www.WorthingtonDirect.com

## MARYLAND

Budget Wholesale  
PO Box 940146  
Miami, FL 33194  
(833) 283-4385  
Fax: (877) 225-2797  
E: quotes@schoolfurnituresupplier.com  
www.schoolfurnituresupplier.com

COE Distributing  
1020 Franklin Drive  
Smock, PA 15480  
(800) 388-8202  
Fax: (866) 437-6037  
www.coedistributing.com

S. P. Richards Co.  
PO Box 1275  
8231-C Stayton Drive  
Jessup, MD 20794  
(844) 387-6777  
E: sprfurnitureorders@sprich.com  
www.sprichards.com

Worthington Direct Wholesale  
6301 Gaston Ave., Suite 670  
Dallas, TX 75214  
(800) 599-6636  
Fax: (800) 943-6687  
www.WorthingtonDirect.com

## MASSACHUSETTS

Budget Wholesale  
PO Box 940146  
Miami, FL 33194  
(833) 283-4385  
Fax: (877) 225-2797  
E: quotes@schoolfurnituresupplier.com  
www.schoolfurnituresupplier.com

## MASSACHUSETTS cont'd

COE Distributing  
1020 Franklin Drive  
Smock, PA 15480  
(800) 388-8202  
Fax: (866) 437-6037  
www.coedistributing.com

S. P. Richards Co.  
4 Capitol Street  
Nashua, NH 03063  
(844) 387-6777  
E: sprfurnitureorders@sprich.com  
www.sprichards.com

Worthington Direct Wholesale  
6301 Gaston Ave., Suite 670  
Dallas, TX 75214  
(800) 599-6636  
Fax: (800) 943-6687  
www.WorthingtonDirect.com

## MICHIGAN

Budget Wholesale  
PO Box 940146  
Miami, FL 33194  
(833) 283-4385  
Fax: (877) 225-2797  
E: quotes@schoolfurnituresupplier.com  
www.schoolfurnituresupplier.com

COE Distributing  
1020 Franklin Drive  
Smock, PA 15480  
(800) 388-8202  
Fax: (866) 437-6037  
www.coedistributing.com

S. P. Richards Co.  
4120 Brockton Dr., S.E., Ste. 100  
Kentwood, MI 49512  
(844) 387-6777  
E: sprfurnitureorders@sprich.com  
www.sprichards.com

Worthington Direct Wholesale  
6301 Gaston Ave., Suite 670  
Dallas, TX 75214  
(800) 599-6636  
Fax: (800) 943-6687  
www.WorthingtonDirect.com

## MINNESOTA

Budget Wholesale  
PO Box 940146  
Miami, FL 33194  
(833) 283-4385  
Fax: (877) 225-2797  
E: quotes@schoolfurnituresupplier.com  
www.schoolfurnituresupplier.com

COE Distributing  
1020 Franklin Drive  
Smock, PA 15480  
(800) 388-8202  
Fax: (866) 437-6037  
www.coedistributing.com

# WHOLESALE DIRECTORIES

## MINNESOTA cont'd

S. P. Richards Co.  
2416 Maplewood Drive  
St. Paul, MN 55109  
(844) 387-6777  
E: [sprfurnitureorders@sprich.com](mailto:sprfurnitureorders@sprich.com)  
[www.sprichards.com](http://www.sprichards.com)

Worthington Direct Wholesale  
6301 Gaston Ave., Suite 670  
Dallas, TX 75214  
(800) 599-6636  
Fax: (800) 943-6687  
[www.WorthingtonDirect.com](http://www.WorthingtonDirect.com)

## MISSISSIPPI

Budget Wholesale  
PO Box 940146  
Miami, FL 33194  
(833) 283-4385  
Fax: (877) 225-2797  
E: [quotes@schoolfurnituresupplier.com](mailto:quotes@schoolfurnituresupplier.com)  
[www.schoolfurnituresupplier.com](http://www.schoolfurnituresupplier.com)

COE Distributing  
1020 Franklin Drive  
Smock, PA 15480  
(800) 388-8202  
Fax: (866) 437-6037  
[www.coedistributing.com](http://www.coedistributing.com)

S. P. Richards Co.  
PO Box 1266  
Smyrna, GA 30081-1266  
(844) 387-6777  
E: [sprfurnitureorders@sprich.com](mailto:sprfurnitureorders@sprich.com)  
[www.sprichards.com](http://www.sprichards.com)

Worthington Direct Wholesale  
6301 Gaston Ave., Suite 670  
Dallas, TX 75214  
(800) 599-6636  
Fax: (800) 943-6687  
[www.WorthingtonDirect.com](http://www.WorthingtonDirect.com)

## MISSOURI

Budget Wholesale  
PO Box 940146  
Miami, FL 33194  
(833) 283-4385  
Fax: (877) 225-2797  
E: [quotes@schoolfurnituresupplier.com](mailto:quotes@schoolfurnituresupplier.com)  
[www.schoolfurnituresupplier.com](http://www.schoolfurnituresupplier.com)

COE Distributing  
1020 Franklin Drive  
Smock, PA 15480  
(800) 388-8202  
Fax: (866) 437-6037  
[www.coedistributing.com](http://www.coedistributing.com)

S. P. Richards Co.  
8750 Elwood Avenue, Ste. 400  
Kansas City, MO 64132  
(844) 387-6777  
E: [sprfurnitureorders@sprich.com](mailto:sprfurnitureorders@sprich.com)  
[www.sprichards.com](http://www.sprichards.com)

## MISSOURI cont'd

S. P. Richards Co.  
3673 Corporate Trail Drive  
Earth City, MO 63045  
(844) 387-6777  
E: [sprfurnitureorders@sprich.com](mailto:sprfurnitureorders@sprich.com)  
[www.sprichards.com](http://www.sprichards.com)

Worthington Direct Wholesale  
6301 Gaston Ave., Suite 670  
Dallas, TX 75214  
(800) 599-6636  
Fax: (800) 943-6687  
[www.WorthingtonDirect.com](http://www.WorthingtonDirect.com)

## MONTANA

Budget Wholesale  
PO Box 940146  
Miami, FL 33194  
(833) 283-4385  
Fax: (877) 225-2797  
E: [quotes@schoolfurnituresupplier.com](mailto:quotes@schoolfurnituresupplier.com)  
[www.schoolfurnituresupplier.com](http://www.schoolfurnituresupplier.com)

COE Distributing  
1020 Franklin Drive  
Smock, PA 15480  
(800) 388-8202  
Fax: (866) 437-6037  
[www.coedistributing.com](http://www.coedistributing.com)

S. P. Richards Co.  
PO Box 1266  
Smyrna, GA 30081-1266  
(844) 387-6777  
E: [sprfurnitureorders@sprich.com](mailto:sprfurnitureorders@sprich.com)  
[www.sprichards.com](http://www.sprichards.com)

Worthington Direct Wholesale  
6301 Gaston Ave., Suite 670  
Dallas, TX 75214  
(800) 599-6636  
Fax: (800) 943-6687  
[www.WorthingtonDirect.com](http://www.WorthingtonDirect.com)

## NEBRASKA

Budget Wholesale  
PO Box 940146  
Miami, FL 33194  
(833) 283-4385  
Fax: (877) 225-2797  
E: [quotes@schoolfurnituresupplier.com](mailto:quotes@schoolfurnituresupplier.com)  
[www.schoolfurnituresupplier.com](http://www.schoolfurnituresupplier.com)

COE Distributing  
1020 Franklin Drive  
Smock, PA 15480  
(800) 388-8202  
Fax: (866) 437-6037  
[www.coedistributing.com](http://www.coedistributing.com)

S. P. Richards Co.  
PO Box 1266  
Smyrna, GA 30081-1266  
(844) 387-6777  
E: [sprfurnitureorders@sprich.com](mailto:sprfurnitureorders@sprich.com)  
[www.sprichards.com](http://www.sprichards.com)

## NEBRASKA cont'd

Worthington Direct Wholesale  
6301 Gaston Ave., Suite 670  
Dallas, TX 75214  
(800) 599-6636  
Fax: (800) 943-6687  
[www.WorthingtonDirect.com](http://www.WorthingtonDirect.com)

## NEVADA

Budget Wholesale  
PO Box 940146  
Miami, FL 33194  
(833) 283-4385  
Fax: (877) 225-2797  
E: [quotes@schoolfurnituresupplier.com](mailto:quotes@schoolfurnituresupplier.com)  
[www.schoolfurnituresupplier.com](http://www.schoolfurnituresupplier.com)

COE Distributing  
1020 Franklin Drive  
Smock, PA 15480  
(800) 388-8202  
Fax: (866) 437-6037  
[www.coedistributing.com](http://www.coedistributing.com)

S. P. Richards Co.  
PO Box 1266  
Smyrna, GA 30081-1266  
(844) 387-6777  
E: [sprfurnitureorders@sprich.com](mailto:sprfurnitureorders@sprich.com)  
[www.sprichards.com](http://www.sprichards.com)

Worthington Direct Wholesale  
6301 Gaston Ave., Suite 670  
Dallas, TX 75214  
(800) 599-6636  
Fax: (800) 943-6687  
[www.WorthingtonDirect.com](http://www.WorthingtonDirect.com)

## NEW HAMPSHIRE

Budget Wholesale  
PO Box 940146  
Miami, FL 33194  
(833) 283-4385  
Fax: (877) 225-2797  
E: [quotes@schoolfurnituresupplier.com](mailto:quotes@schoolfurnituresupplier.com)  
[www.schoolfurnituresupplier.com](http://www.schoolfurnituresupplier.com)

COE Distributing  
1020 Franklin Drive  
Smock, PA 15480  
(800) 388-8202  
Fax: (866) 437-6037  
[www.coedistributing.com](http://www.coedistributing.com)

S. P. Richards Co.  
PO Box 1266  
Smyrna, GA 30081-1266  
(844) 387-6777  
E: [sprfurnitureorders@sprich.com](mailto:sprfurnitureorders@sprich.com)  
[www.sprichards.com](http://www.sprichards.com)

Worthington Direct Wholesale  
6301 Gaston Ave., Suite 670  
Dallas, TX 75214  
(800) 599-6636  
Fax: (800) 943-6687  
[www.WorthingtonDirect.com](http://www.WorthingtonDirect.com)

## NEW JERSEY

Budget Wholesale  
PO Box 940146  
Miami, FL 33194  
(833) 283-4385  
Fax: (877) 225-2797  
E: [quotes@schoolfurnituresupplier.com](mailto:quotes@schoolfurnituresupplier.com)  
[www.schoolfurnituresupplier.com](http://www.schoolfurnituresupplier.com)

COE Distributing  
1020 Franklin Drive  
Smock, PA 15480  
(800) 388-8202  
Fax: (866) 437-6037  
[www.coedistributing.com](http://www.coedistributing.com)

S. P. Richards Co.  
40 Commerce Drive  
Cranbury, NJ 08512  
(844) 387-6777  
E: [sprfurnitureorders@sprich.com](mailto:sprfurnitureorders@sprich.com)  
[www.sprichards.com](http://www.sprichards.com)

Worthington Direct Wholesale  
6301 Gaston Ave., Suite 670  
Dallas, TX 75214  
(800) 599-6636  
Fax: (800) 943-6687  
[www.WorthingtonDirect.com](http://www.WorthingtonDirect.com)

## NEW MEXICO

Budget Wholesale  
PO Box 940146  
Miami, FL 33194  
(833) 283-4385  
Fax: (877) 225-2797  
E: [quotes@schoolfurnituresupplier.com](mailto:quotes@schoolfurnituresupplier.com)  
[www.schoolfurnituresupplier.com](http://www.schoolfurnituresupplier.com)

COE Distributing  
1020 Franklin Drive  
Smock, PA 15480  
(800) 388-8202  
Fax: (866) 437-6037  
[www.coedistributing.com](http://www.coedistributing.com)

S. P. Richards Co.  
PO Box 1266  
Smyrna, GA 30081-1266  
(844) 387-6777  
E: [sprfurnitureorders@sprich.com](mailto:sprfurnitureorders@sprich.com)  
[www.sprichards.com](http://www.sprichards.com)

Worthington Direct Wholesale  
6301 Gaston Ave., Suite 670  
Dallas, TX 75214  
(800) 599-6636  
Fax: (800) 943-6687  
[www.WorthingtonDirect.com](http://www.WorthingtonDirect.com)

## NEW YORK (Upstate)

Budget Wholesale  
PO Box 940146  
Miami, FL 33194  
(833) 283-4385  
Fax: (877) 225-2797  
E: [quotes@schoolfurnituresupplier.com](mailto:quotes@schoolfurnituresupplier.com)  
[www.schoolfurnituresupplier.com](http://www.schoolfurnituresupplier.com)

## NEW YORK (Upstate) cont'd

COE Distributing  
1020 Franklin Drive  
Smock, PA 15480  
(800) 388-8202  
Fax: (866) 437-6037  
[www.coedistributing.com](http://www.coedistributing.com)

Worthington Direct Wholesale  
6301 Gaston Ave., Suite 670  
Dallas, TX 75214  
(800) 599-6636  
Fax: (800) 943-6687  
[www.WorthingtonDirect.com](http://www.WorthingtonDirect.com)

## NEW YORK (Metro)

Budget Wholesale  
PO Box 940146  
Miami, FL 33194  
(833) 283-4385  
Fax: (877) 225-2797  
E: [quotes@schoolfurnituresupplier.com](mailto:quotes@schoolfurnituresupplier.com)  
[www.schoolfurnituresupplier.com](http://www.schoolfurnituresupplier.com)

COE Distributing  
1020 Franklin Drive  
Smock, PA 15480  
(800) 388-8202  
Fax: (866) 437-6037  
[www.coedistributing.com](http://www.coedistributing.com)

S. P. Richards Co.  
24 Wes Warren Drive  
Middletown, NY 10941  
(844) 387-6777  
E: [sprfurnitureorders@sprich.com](mailto:sprfurnitureorders@sprich.com)  
[www.sprichards.com](http://www.sprichards.com)

Worthington Direct Wholesale  
6301 Gaston Ave., Suite 670  
Dallas, TX 75214  
(800) 599-6636  
Fax: (800) 943-6687  
[www.WorthingtonDirect.com](http://www.WorthingtonDirect.com)

## NORTH CAROLINA

Budget Wholesale  
PO Box 940146  
Miami, FL 33194  
(833) 283-4385  
Fax: (877) 225-2797  
E: [quotes@schoolfurnituresupplier.com](mailto:quotes@schoolfurnituresupplier.com)  
[www.schoolfurnituresupplier.com](http://www.schoolfurnituresupplier.com)

COE Distributing  
1020 Franklin Drive  
Smock, PA 15480  
(800) 388-8202  
Fax: (866) 437-6037  
[www.coedistributing.com](http://www.coedistributing.com)

S. P. Richards Co.  
6280 Glen Afton Blvd. (Kannapolis)  
Concord, NC 28027  
(844) 387-6777  
E: [sprfurnitureorders@sprich.com](mailto:sprfurnitureorders@sprich.com)  
[www.sprichards.com](http://www.sprichards.com)

# WHOLESALE DIRECTORY

## NORTH CAROLINA cont'd

Worthington Direct Wholesale  
6301 Gaston Ave., Suite 670  
Dallas, TX 75214  
(800) 599-6636  
Fax: (800) 943-6687  
www.WorthingtonDirect.com

## NORTH DAKOTA

Budget Wholesale  
PO Box 940146  
Miami, FL 33194  
(833) 283-4385  
Fax: (877) 225-2797  
E: quotes@schoolfurnituresupplier.com  
www.schoolfurnituresupplier.com

COE Distributing  
1020 Franklin Drive  
Smock, PA 15480  
(800) 388-8202  
Fax: (866) 437-6037  
www.coedistributing.com

S. P. Richards Co.  
PO Box 1266  
Smyrna, GA 30081-1266  
(844) 387-6777  
E: sprfurnitureorders@sprich.com  
www.sprichards.com

Worthington Direct Wholesale  
6301 Gaston Ave., Suite 670  
Dallas, TX 75214  
(800) 599-6636  
Fax: (800) 943-6687  
www.WorthingtonDirect.com

## OHIO

Budget Wholesale  
PO Box 940146  
Miami, FL 33194  
(833) 283-4385  
Fax: (877) 225-2797  
E: quotes@schoolfurnituresupplier.com  
www.schoolfurnituresupplier.com

COE Distributing  
1020 Franklin Drive  
Smyrna, PA 15480  
(800) 388-8202  
Fax: (866) 437-6037  
www.coedistributing.com

S. P. Richards Co.  
2410 McGaw Road  
Columbus, OH 43207  
(844) 387-6777  
E: sprfurnitureorders@sprich.com  
www.sprichards.com

Worthington Direct Wholesale  
6301 Gaston Ave., Suite 670  
Dallas, TX 75214  
(800) 599-6636  
Fax: (800) 943-6687  
www.WorthingtonDirect.com

## OKLAHOMA

Budget Wholesale  
PO Box 940146  
Miami, FL 33194  
(833) 283-4385  
Fax: (877) 225-2797  
E: quotes@schoolfurnituresupplier.com  
www.schoolfurnituresupplier.com

COE Distributing  
1020 Franklin Drive  
Smyrna, PA 15480  
(800) 388-8202  
Fax: (866) 437-6037  
www.coedistributing.com

S. P. Richards Co.  
1326 Enterprise Avenue  
Oklahoma City, OK 73128-1431  
(844) 387-6777  
E: sprfurnitureorders@sprich.com  
www.sprichards.com

Worthington Direct Wholesale  
6301 Gaston Ave., Suite 670  
Dallas, TX 75214  
(800) 599-6636  
Fax: (800) 943-6687  
www.WorthingtonDirect.com

## OREGON

Budget Wholesale  
PO Box 940146  
Miami, FL 33194  
(833) 283-4385  
Fax: (877) 225-2797  
E: quotes@schoolfurnituresupplier.com  
www.schoolfurnituresupplier.com

COE Distributing  
1020 Franklin Drive  
Smyrna, PA 15480  
(800) 388-8202  
Fax: (866) 437-6037  
www.coedistributing.com

S. P. Richards Co.  
PO Box 1266  
Smyrna, GA 30081-1266  
(844) 387-6777  
E: sprfurnitureorders@sprich.com  
www.sprichards.com

Worthington Direct Wholesale  
6301 Gaston Ave., Suite 670  
Dallas, TX 75214  
(800) 599-6636  
Fax: (800) 943-6687  
www.WorthingtonDirect.com

## PENNSYLVANIA

Budget Wholesale  
PO Box 940146  
Miami, FL 33194  
(833) 283-4385  
Fax: (877) 225-2797  
E: quotes@schoolfurnituresupplier.com  
www.schoolfurnituresupplier.com

## PENNSYLVANIA cont'd

COE Distributing  
1020 Franklin Drive  
Smyrna, PA 15480  
(800) 388-8202  
Fax: (866) 437-6037  
www.coedistributing.com

S. P. Richards Co.  
336 New Albany Road  
Moorestown, NJ 08057  
(844) 387-6777  
E: sprfurnitureorders@sprich.com  
www.sprichards.com

S. P. Richards Co.  
810 Vista Park Drive  
Pittsburgh, PA 15205  
(844) 387-6777  
E: sprfurnitureorders@sprich.com  
www.sprichards.com

Worthington Direct Wholesale  
6301 Gaston Ave., Suite 670  
Dallas, TX 75214  
(800) 599-6636  
Fax: (800) 943-6687  
www.WorthingtonDirect.com

## RHODE ISLAND

Budget Wholesale  
PO Box 940146  
Miami, FL 33194  
(833) 283-4385  
Fax: (877) 225-2797  
E: quotes@schoolfurnituresupplier.com  
www.schoolfurnituresupplier.com

COE Distributing  
1020 Franklin Drive  
Smyrna, PA 15480  
(800) 388-8202  
Fax: (866) 437-6037  
www.coedistributing.com

S. P. Richards Co.  
PO Box 1266  
Smyrna, GA 30081-1266  
(844) 387-6777  
E: sprfurnitureorders@sprich.com  
www.sprichards.com

Worthington Direct Wholesale  
6301 Gaston Ave., Suite 670  
Dallas, TX 75214  
(800) 599-6636  
Fax: (800) 943-6687  
www.WorthingtonDirect.com

## SOUTH CAROLINA

Budget Wholesale  
PO Box 940146  
Miami, FL 33194  
(833) 283-4385  
Fax: (877) 225-2797  
E: quotes@schoolfurnituresupplier.com  
www.schoolfurnituresupplier.com

## SOUTH CAROLINA cont'd

COE Distributing  
1020 Franklin Drive  
Smyrna, PA 15480  
(800) 388-8202  
Fax: (866) 437-6037  
www.coedistributing.com

S. P. Richards Co.  
PO Box 1266  
Smyrna, GA 30081-1266  
(844) 387-6777  
E: sprfurnitureorders@sprich.com  
www.sprichards.com

Worthington Direct Wholesale  
6301 Gaston Ave., Suite 670  
Dallas, TX 75214  
(800) 599-6636  
Fax: (800) 943-6687  
www.WorthingtonDirect.com

## SOUTH DAKOTA

Budget Wholesale  
PO Box 940146  
Miami, FL 33194  
(833) 283-4385  
Fax: (877) 225-2797  
E: quotes@schoolfurnituresupplier.com  
www.schoolfurnituresupplier.com

COE Distributing  
1020 Franklin Drive  
Smyrna, PA 15480  
(800) 388-8202  
Fax: (866) 437-6037  
www.coedistributing.com

S. P. Richards Co.  
PO Box 1266  
Smyrna, GA 30081-1266  
(844) 387-6777  
E: sprfurnitureorders@sprich.com  
www.sprichards.com

Worthington Direct Wholesale  
6301 Gaston Ave., Suite 670  
Dallas, TX 75214  
(800) 599-6636  
Fax: (800) 943-6687  
www.WorthingtonDirect.com

## TENNESSEE

Budget Wholesale  
PO Box 940146  
Miami, FL 33194  
(833) 283-4385  
Fax: (877) 225-2797  
E: quotes@schoolfurnituresupplier.com  
www.schoolfurnituresupplier.com

COE Distributing  
1020 Franklin Drive  
Smyrna, PA 15480  
(800) 388-8202  
Fax: (866) 437-6037  
www.coedistributing.com

## TENNESSEE cont'd

S. P. Richards Co.  
730 Freeland Station Road, Metro Center  
Nashville, TN 37228  
(844) 387-6777  
E: sprfurnitureorders@sprich.com  
www.sprichards.com

S. P. Richards Co.  
5820 East Shelby Drive  
Memphis, TN 38141  
(844) 387-6777  
E: sprfurnitureorders@sprich.com  
www.sprichards.com

Worthington Direct Wholesale  
6301 Gaston Ave., Suite 670  
Dallas, TX 75214  
(800) 599-6636  
Fax: (800) 943-6687  
www.WorthingtonDirect.com

## TEXAS

Budget Wholesale  
PO Box 940146  
Miami, FL 33194  
(833) 283-4385  
Fax: (877) 225-2797  
E: quotes@schoolfurnituresupplier.com  
www.schoolfurnituresupplier.com

COE Distributing  
1020 Franklin Drive  
Smyrna, PA 15480  
(800) 388-8202  
Fax: (866) 437-6037  
www.coedistributing.com

S. P. Richards Co.  
611 S. Royal Lane, Ste. 100  
Coppell, TX 75019  
(844) 387-6777  
E: sprfurnitureorders@sprich.com  
www.sprichards.com

S. P. Richards Co.  
6555 Pine Vista Lane  
Houston, TX 77092  
(844) 387-6777  
E: sprfurnitureorders@sprich.com  
www.sprichards.com

S. P. Richards Co.  
6409 Tri-County Ind. Park  
Schertz, TX 78154  
(844) 387-6777  
E: sprfurnitureorders@sprich.com  
www.sprichards.com

Worthington Direct Wholesale  
6301 Gaston Ave., Suite 670  
Dallas, TX 75214  
(800) 599-6636  
Fax: (800) 943-6687  
www.WorthingtonDirect.com



# WHOLESALE DIRECTORIES

## UTAH

Budget Wholesale  
PO Box 940146  
Miami, FL 33194  
(833) 283-4385  
Fax: (877) 225-2797  
E: [quotes@schoolfurnituresupplier.com](mailto:quotes@schoolfurnituresupplier.com)  
[www.schoolfurnituresupplier.com](http://www.schoolfurnituresupplier.com)

COE Distributing  
1020 Franklin Drive  
Smock, PA 15480  
(800) 388-8202  
Fax: (866) 437-6037  
[www.coedistributing.com](http://www.coedistributing.com)

S. P. Richards Co.  
1970 South 3850 West, Unit B  
Salt Lake City, UT 84104  
(844) 387-6777  
E: [sprfurnitureorders@sprich.com](mailto:sprfurnitureorders@sprich.com)  
[www.sprichards.com](http://www.sprichards.com)

Worthington Direct Wholesale  
6301 Gaston Ave., Suite 670  
Dallas, TX 75214  
(800) 599-6636  
Fax: (800) 943-6687  
[www.WorthingtonDirect.com](http://www.WorthingtonDirect.com)

## VERMONT

Budget Wholesale  
PO Box 940146  
Miami, FL 33194  
(833) 283-4385  
Fax: (877) 225-2797  
E: [quotes@schoolfurnituresupplier.com](mailto:quotes@schoolfurnituresupplier.com)  
[www.schoolfurnituresupplier.com](http://www.schoolfurnituresupplier.com)

COE Distributing  
1020 Franklin Drive  
Smock, PA 15480  
(800) 388-8202  
Fax: (866) 437-6037  
[www.coedistributing.com](http://www.coedistributing.com)

S. P. Richards Co.  
PO Box 1266  
Smyrna, GA 30081-1266  
(844) 387-6777  
E: [sprfurnitureorders@sprich.com](mailto:sprfurnitureorders@sprich.com)  
[www.sprichards.com](http://www.sprichards.com)

Worthington Direct Wholesale  
6301 Gaston Ave., Suite 670  
Dallas, TX 75214  
(800) 599-6636  
Fax: (800) 943-6687  
[www.WorthingtonDirect.com](http://www.WorthingtonDirect.com)

## VIRGINIA

Budget Wholesale  
PO Box 940146  
Miami, FL 33194  
(833) 283-4385  
Fax: (877) 225-2797  
E: [quotes@schoolfurnituresupplier.com](mailto:quotes@schoolfurnituresupplier.com)  
[www.schoolfurnituresupplier.com](http://www.schoolfurnituresupplier.com)

## VIRGINIA cont'd

COE Distributing  
1020 Franklin Drive  
Smock, PA 15480  
(800) 388-8202  
Fax: (866) 437-6037  
[www.coedistributing.com](http://www.coedistributing.com)

S. P. Richards Co.  
PO Box 1266  
Smyrna, GA 30081-1266  
(844) 387-6777  
E: [sprfurnitureorders@sprich.com](mailto:sprfurnitureorders@sprich.com)  
[www.sprichards.com](http://www.sprichards.com)

Worthington Direct Wholesale  
6301 Gaston Ave., Suite 670  
Dallas, TX 75214  
(800) 599-6636  
Fax: (800) 943-6687  
[www.WorthingtonDirect.com](http://www.WorthingtonDirect.com)

## WASHINGTON

Budget Wholesale  
PO Box 940146  
Miami, FL 33194  
(833) 283-4385  
Fax: (877) 225-2797  
E: [quotes@schoolfurnituresupplier.com](mailto:quotes@schoolfurnituresupplier.com)  
[www.schoolfurnituresupplier.com](http://www.schoolfurnituresupplier.com)

COE Distributing  
1020 Franklin Drive  
Smock, PA 15480  
(800) 388-8202  
Fax: (866) 437-6037  
[www.coedistributing.com](http://www.coedistributing.com)

S. P. Richards Co.  
1100 Andover Park West  
Tukwila, WA 98188  
(844) 387-6777  
E: [sprfurnitureorders@sprich.com](mailto:sprfurnitureorders@sprich.com)  
[www.sprichards.com](http://www.sprichards.com)

Worthington Direct Wholesale  
6301 Gaston Ave., Suite 670  
Dallas, TX 75214  
(800) 599-6636  
Fax: (800) 943-6687  
[www.WorthingtonDirect.com](http://www.WorthingtonDirect.com)

## WEST VIRGINIA

Budget Wholesale  
PO Box 940146  
Miami, FL 33194  
(833) 283-4385  
Fax: (877) 225-2797  
E: [quotes@schoolfurnituresupplier.com](mailto:quotes@schoolfurnituresupplier.com)  
[www.schoolfurnituresupplier.com](http://www.schoolfurnituresupplier.com)

COE Distributing  
1020 Franklin Drive  
Smock, PA 15480  
(800) 388-8202  
Fax: (866) 437-6037  
[www.coedistributing.com](http://www.coedistributing.com)

## WEST VIRGINIA cont'd

S. P. Richards Co.  
PO Box 1266  
Smyrna, GA 30081-1266  
(844) 387-6777  
E: [sprfurnitureorders@sprich.com](mailto:sprfurnitureorders@sprich.com)  
[www.sprichards.com](http://www.sprichards.com)

Worthington Direct Wholesale  
6301 Gaston Ave., Suite 670  
Dallas, TX 75214  
(800) 599-6636  
Fax: (800) 943-6687  
[www.WorthingtonDirect.com](http://www.WorthingtonDirect.com)

## WISCONSIN

Budget Wholesale  
PO Box 940146  
Miami, FL 33194  
(833) 283-4385  
Fax: (877) 225-2797  
E: [quotes@schoolfurnituresupplier.com](mailto:quotes@schoolfurnituresupplier.com)  
[www.schoolfurnituresupplier.com](http://www.schoolfurnituresupplier.com)

COE Distributing  
1020 Franklin Drive  
Smock, PA 15480  
(800) 388-8202  
Fax: (866) 437-6037  
[www.coedistributing.com](http://www.coedistributing.com)

S. P. Richards Co.  
PO Box 1266  
Smyrna, GA 30081-1266  
(844) 387-6777  
E: [sprfurnitureorders@sprich.com](mailto:sprfurnitureorders@sprich.com)  
[www.sprichards.com](http://www.sprichards.com)

Worthington Direct Wholesale  
6301 Gaston Ave., Suite 670  
Dallas, TX 75214  
(800) 599-6636  
Fax: (800) 943-6687  
[www.WorthingtonDirect.com](http://www.WorthingtonDirect.com)

## WYOMING

Budget Wholesale  
PO Box 940146  
Miami, FL 33194  
(833) 283-4385  
Fax: (877) 225-2797  
E: [quotes@schoolfurnituresupplier.com](mailto:quotes@schoolfurnituresupplier.com)  
[www.schoolfurnituresupplier.com](http://www.schoolfurnituresupplier.com)

COE Distributing  
1020 Franklin Drive  
Smock, PA 15480  
(800) 388-8202  
Fax: (866) 437-6037  
[www.coedistributing.com](http://www.coedistributing.com)

S. P. Richards Co.  
PO Box 1266  
Smyrna, GA 30081-1266  
(844) 387-6777  
E: [sprfurnitureorders@sprich.com](mailto:sprfurnitureorders@sprich.com)  
[www.sprichards.com](http://www.sprichards.com)

## WYOMING cont'd

Worthington Direct Wholesale  
6301 Gaston Ave., Suite 670  
Dallas, TX 75214  
(800) 599-6636  
Fax: (800) 943-6687  
[www.WorthingtonDirect.com](http://www.WorthingtonDirect.com)

## COLORS, FINISHES & LEAD-TIMES

*Virco's extensive product solutions – including custom engineered solutions – are available in a wide range of colors and finishes.*

### **VIRCO'S FULL PALETTE OF COLORS, FABRICS, LAMINATES AND FINISHES**

Virco's full palette of standard colors and finishes as shown on pages xi-xii of this price list.

- Optional upholstery listed on page xiii may be subject to extended lead-times depending on the material suppliers inventory and/or production schedule.

### **CUSTOM COLORS, FABRICS, LAMINATES, FINISHES, AND MINIMUM ORDERS**

- We offer a broad range of colors and finishes which are available in minimum order quantities (varies by model) and/or with a set-up fee (\$250 - \$1000).
- Because of the capabilities and processes available in our U.S. Factories, we have the ability to do custom color matches from samples or swatches with minimum quantities and a set-up fee (varies by model).
- On wood-substrate tables and laminated work surfaces, we offer custom patterns and edge treatments, including logo designs and school mascots with minimum quantities and a set-up fee (varies).
- Custom finishes are quoted on a project-by-project basis and require purchase of complete production including any over-runs.
- Please contact your Virco sales representative for more information.

### **CUSTOM ENGINEERED SOLUTIONS**

- In some cases, your project may require customized engineering solutions. This is sometimes the case in refurbishment or retrofit projects, where a certain number of furniture pieces – including modified versions of standard products – have to fit into an 'as-built' pre-existing space.
- Our in-house engineers and domestic factories are uniquely positioned to design, prototype, and test such solutions, to help ensure that your custom requirement also meets BIFMA industry standards for safety and reliability, as well as Federal ADA guidelines and standards.
- Custom Engineered Solutions are quoted on a project-by-project basis and require minimums, set-up fees, and extended lead-times.
- Please contact your Virco sales representative for more information.

# COLORS & FINISHES

## SOFT PLASTIC AND ABS PLASTIC COLORS (Standard)

*(Seats, Book Boxes, Stools and Stool Tables)*

BLACK-BLK01  
CHOCOLATE-BRN14  
COBALT BLUE-BLU65  
FOREST GREEN-GRN75  
GRAPHITE-GRY41  
GREEN APPLE-GRN12  
NAVY-BLU51  
PURPLE IRIS-PUR43  
RED-RED70  
SKY BLUE-BLU40  
SQUASH-YLW47  
WINE-RED50

## SOFT PLASTIC AND ABS PLASTIC COLORS (Minimums)

*(Require minimum quantity/set-up fee)*

ADOBE-BRN42  
ARCTIC WHITE-WHT74  
AVOCADO-GRN08\*  
CELERY-GRN19\*  
CORAL-RED53  
CUCUMBER-GRN34  
DRIFTWOOD-WHT21  
DUSK-BRN55  
ECLIPSE-GRY11  
FUCHSIA-RED72  
GOLD FINCH-GLD22  
GUAVA-RED75  
HORIZON-BLU14  
HYACINTH-BLU44  
KELLY GREEN-GRN15  
LAVENDER-PUR45  
LEMON YELLOW-YLW45  
MOONSTONE-GRY05  
MOSS-GRN77  
MUSTARD-YLW21\*  
PAPAYA-YLW44  
PAPRIKA-ORG31  
PEACH-RED35\*  
PINK-RED73  
SEA MIST-GRN07  
SUNSET-ORG30  
TEAL-GRN11  
TURQUOISE-BLU45  
VAPOR-GRY65  
WILLOW-GRN13  
WISTERIA-PUR65

*\*Not available on glides, ABS plastic stools and stool tables.*

## 2000 & 9000 SERIES with PADDED SEATS

BLACK-BLK01-BLK261  
FOREST GREEN-GRN75-GRN203  
GRAPHITE-GRY41-GRY265  
NAVY-BLU51-BLU204  
WINE-RED50-RED201

## SAGE & ANALOGY SERIES (EL) PADDED SEATS

ADOBE-BRN42-BRN262  
BLACK-BLK01-BLK261  
COBALT BLUE-BLU65-BLU270  
ECLIPSE-GRY11-GRY265  
HORIZON-BLU14-BLU263  
NAVY-BLU51-BLU266  
RED-RED70-RED270  
SQUASH-YLW47-BRN364  
WILLOW-GRN13-GRN264  
WINE-RED50-RED267

## HARD PLASTIC & FRW™ SEATS & BACKS (Standard)

BLACK-BLK01  
FOREST GREEN-GRN75  
NAVY-BLU51  
RED-RED70  
SANDSTONE-BRN96  
SKY BLUE-BLU40  
WINE-RED50

## FRW™ SEATS & BACKS (Minimums)

*(Require minimum quantity/set-up fee)*

CHOCOLATE-BRN14  
CORAL-RED53  
FUCHSIA-RED72  
GRAPHITE-GRY41  
GREEN APPLE-GRN12  
INDIGO-BLU61  
LAGOON-BLU50  
MERLOT-RED60  
NATURAL-BRN62  
PAPAYA-YLW44  
PINE-GRN85  
PINK-RED73  
RAVEN-BLK21  
SEA MIST-GRN07  
SQUASH-YLW47  
STRAWBERRY-RED80

*A note on ZUMAFrd™ Hard Plastic Colors:*

*Due to the high recycled content and visible grain patterns in ZUMAFrd products, you may notice slight color variations among individual items.*

## HARD PLASTIC TOPS (Standard)

FUSION MAPLE-BRN38  
GREY NEBULA-GRY91  
MEDIUM OAK-OAK84  
SANDSTONE-BRN96

## HARD PLASTIC TOPS (Minimums)

*(Require minimum quantity/set-up fee)*

ASIAN SAND-MPL08  
DRY CREEK PLUM-OAK72  
LOOKS LIKATRE-WHT66

## THERMOFUSED MELAMINE FOR MOBILE CABINETS, STEEL-FRAME BOOKCASES AND 6000 SERIES FOLDING TABLES (Standard)

FUSION MAPLE-MPL385  
GREY NEBULA-GRY091  
MEDIUM OAK-OAK084  
WALNUT-WAL078

## HP LAMINATES FOR MOBILE CABINETS, STEEL-FRAME BOOKCASES AND 6000 SERIES FOLDING TABLES (Minimums)

*(There is a 15% upcharge on all High-Pressure Laminate orders)*

ANTIQUE WHITE-WHT001  
ASIAN SAND-MPL008  
ATLANTIS-BLU043  
BILTMORE CHERRY-MHG588  
BRONZE LEGACY-BRN416  
CARMEL SAGAWOOD-WOD619  
CLOUD NEBULA-BLU092  
DRY CREEK PLUM-OAK072  
GRAPHITE NEBULA-BLK535  
GREY-GRY005  
GREY ELM-WOD803  
GREY GLACE-GRY065  
HOLLYBERRY-RED431  
LOOKS LIKATRE-WHT066  
MARIGOLD-YLW031  
NATURAL TIGRIS-BRN697  
PEPPERDUST-BRN039  
SHADOW-BRN415  
WHITE NEBULA-GRY074  
WILD CHERRY-MHG586

## LAMINATES FOR DESKS (Standard)

FUSION MAPLE-MPL385  
GREY NEBULA-GRY091  
MEDIUM OAK-OAK084  
WALNUT-WAL078

## LAMINATES FOR DESKS (Minimums)

*(Require minimum quantity/set-up fee)*

ANTIQUE WHITE-WHT001  
ASIAN SAND-MPL008  
ATLANTIS-BLU043  
BILTMORE CHERRY-MHG588  
BRONZE LEGACY-BRN416  
CARMEL SAGAWOOD-WOD619  
CLOUD NEBULA-BLU092  
DRY CREEK PLUM-OAK072  
GRAPHITE NEBULA-BLK535  
GREY-GRY005  
GREY ELM-WOD803  
GREY GLACE-GRY065  
HOLLYBERRY-RED431  
LOOKS LIKATRE-WHT066  
MARIGOLD-YLW031  
NATURAL TIGRIS-BRN697  
PEPPERDUST-BRN039  
SHADOW-BRN415  
WHITE NEBULA-GRY074  
WILD CHERRY-MHG586

## LAMINATES FOR TABLES (Standard)

ASIAN SAND-MPL008  
CARMEL SAGAWOOD-WOD619  
DRY CREEK PLUM-OAK072  
FUSION MAPLE-MPL385  
GREY NEBULA-GRY091  
LOOKS LIKATRE-WHT066  
MEDIUM OAK-OAK084  
WALNUT-WAL078  
WILD CHERRY-MHG586

## LAMINATES FOR TABLES (Minimums)

*(Require minimum quantity/set-up fee)*

ANTIQUE WHITE-WHT001  
ATLANTIS-BLU043  
BILTMORE CHERRY-MHG588  
BRONZE LEGACY-BRN416  
CLOUD NEBULA-BLU092  
GRAPHITE NEBULA-BLK535  
GREY-GRY005  
GREY ELM-WOD803  
GREY GLACE-GRY065  
HOLLYBERRY-RED431  
MARIGOLD-YLW031  
NATURAL TIGRIS-BRN697  
PEPPERDUST-BRN039  
SHADOW-BRN415  
WHITE NEBULA-GRY074

## DRY ERASE LAMINATES

*(There is a 15% upcharge on all Dry Erase Laminate orders)*

DE FOLKSTONE GRAY-GRY069  
DE ICE WHITE-WHT067  
DE NEUTRA-BRN068

## WOOD STAIN FINISHES For Plywood Seats and Backs (Standard)

BLACK-BLK01  
CHARCOAL GREY-GRY17  
CLASSIC BLACK-BLK16  
CLEAR-CLR  
DEEP OCEAN-BLU15  
FRUIT PUNCH-RED19

## WOOD STAIN FINISHES For Plywood Seats and Backs (Minimums)

*(Require minimum quantity/set-up fee)*

GREEN TEA-GRN18  
MUSTARD-YLW21  
NATURAL BEIGE-BRN24  
ORIENTAL GINGER-BRN27  
PARCHMENT-WHT07  
RED MAHOGANY-RED81  
SMOKE-GRY22

# COLORS & FINISHES

## FRAME FINISHES

ADOBE-BRN42  
CHAR BLACK-BLK01  
CHROME-CHRM  
CLEAR COAT-CLR\*\*  
ECLIPSE-GRY11  
EL DORADO BRONZE-GLD93  
ESPRESSO-BRN26  
FOREST GREEN-GRN75  
GOLDEN BRONZE-GLD91  
MOONSTONE-GRY05  
NATURAL STEEL-NST1  
NAVY-BLU51  
RED-RED70  
SILVER MIST-GRY02  
SQUASH-YLW47

\*Mocha (BRN16) is only available on models 162 & 168 folding chairs.

\*\*Virco's Clear Coat is a transparent secondary powder coat finish that adds extra sheen and protection to other Virco paint finishes over which it is applied. Please note, however, that Clear Coat cannot be used as a secondary finish over Virco's Natural Steel paint finish.

❖ Virco's Natural Steel is a transparent gloss powder coat that is applied to a raw material frame resulting in an industrial looking finish.

## EDGE BANDING (3/4")



- Bookcases (Steel-Frame)
- Mobile Cabinets (Steel-Frame)
- 6000 & 62000 Series Folding Tables
- MT, MTB, MTC & MTS Mobile Tables

### COLORS

CHAR BLACK-BLK01  
FUSION MAPLE-BRN38

## UNIVERSAL EDGE BANDING (1 1/8")



- 4000 Series
- 5000 Series Tables and Desks
- 540 Series
- 5700 Series
- 6800 Series
- Café Table Tops
- Flip-Top Technology Tables
- HWT Series
- Molecule Series Desks
- Tetra™ Series
- Tilt-Top Training Tables

### COLORS

ADOBE-BRN42  
BLOND TUSCANI-BRN09  
CHAR BLACK-BLK01  
COBALT BLUE-BLU65  
ECLIPSE-GRY11  
FOREST GREEN-GRN75  
FUSION MAPLE-BRN38  
GOLDEN ALLUSION-GLD01  
GREEN APPLE-GRN12  
KELLY GREEN-GRN15  
MOONSTONE-GRY05  
NAVY-BLU51  
PURPLE IRIS-PUR43  
RED-RED70  
SKY BLUE-BLU40  
SQUASH-YLW47

## ARCHITECTURAL EDGE BANDING (1 1/8")



- CT Series
- Instructor Media Stations
- Lunada® Series
- Parameter® Series
- Plateau® Series
- TEXT® Series Tables
- TEXT® Help Desks
- Textameter™ Series
- ZBOOM Desks
- ZUMA® 2-Student & Wheelchair Desks

### COLORS

ADOBE-BRN42  
BLOND TUSCANI-BRN09  
CARMEL SAGAWOOD-BRN61  
CHAR BLACK-BLK01  
ECLIPSE-GRY11  
FUSION MAPLE-BRN38  
GOLDEN ALLUSION-GLD01  
MOONSTONE-GRY05  
WINDSOR CHERRY-MHG67

## EDGE TREATMENTS

Edge treatments for 3/8" particleboard high-pressure laminate tops for single pupil desks, chair desks and combo units have the following standard color combinations:

- Grey Nebula with Black painted edge
- Medium Oak with Clear lacquered edge
- Fusion Maple with Clear lacquered edge
- Walnut with Clear lacquered edge

## LACQUERED EDGE FINISH (Standard)

BLACK-BLK01  
CLEAR-CLR

## LACQUERED EDGE FINISH (Minimums)

(Require minimum quantity/set-up fee)

RED MAHOGANY-RED81  
SMOKE-GRY22

## SURE EDGE® TREATMENT

(There is a 15% upcharge on all Sure Edge Treatment orders)

ADOBE-BRN42  
BLOND TUSCANI-BRN09  
CHAR BLACK-BLK01  
COBALT BLUE-BLU65  
ECLIPSE-GRY11  
FOREST GREEN-GRN75  
FUSION MAPLE-BRN38  
GOLDEN ALLUSION-GLD01  
GREEN APPLE-GRN12  
KELLY GREEN-GRN15  
MOONSTONE-GRY05  
NAVY-BLU51  
PURPLE IRIS-PUR43  
RED-RED70  
SKY BLUE-BLU40  
SQUASH-YLW47

## TOPAZ™ SERIES 3MM EDGE (1 1/8")



### COLORS

ADOBE-BRN42  
BLOND TUSCANI-BRN09  
CARMEL SAGAWOOD-BRN61  
CHAR BLACK-BLK01  
ECLIPSE-GRY11  
FUSION MAPLE-BRN38  
GOLDEN ALLUSION-GLD01  
MOONSTONE-GRY05  
WINDSOR CHERRY-MHG67

## TOPAZ™ SERIES TRIM COLORS

(Trim colors include drawer pulls, key-hole trim and spacers)

ECLIPSE-GRY11  
MOONSTONE-GRY05

## MOBILE CHAIRS BASE COLORS

CHAR BLACK-BLK01  
SILVER MIST - GRY02

## VINYL UPHOLSTERY

LINEN BURGUNDY-RED140  
LINEN GREY-GRY142  
LINEN SLATE BLUE-BLU141  
LINEN TAN-BRN146  
SELECT BLACK-BLK134\*  
SELECT BROWN-BRN136\*  
SELECT RED-RED130\*

\*SELECT vinyl is only available for use with models 168, 8917 and 8926.

## FABRIC UPHOLSTERY (Standard)

PACIFICA BLUE SAPPHIRE-BLU211  
PACIFICA GRAPHITE-GRY212  
SEDONA JAVA-BRN202  
SEDONA LODEN-GRN203  
SEDONA OCEAN-BLU205  
SEDONA PASSION-RED208  
SEDONA RUBY-RED201  
SEDONA SAILOR-BLU204  
SEDONA WINTERGREEN-GRN206

## FABRIC UPHOLSTERY (Minimums)

(Require minimum quantity/set-up fee)

OPEN HOUSE 2334 GERANIUM-RED270  
OPEN HOUSE 2334 GOOSE-BRN262  
OPEN HOUSE 2334 LAPIS-BLU270  
OPEN HOUSE 2334 SUNSHINE-BRN364  
OPEN HOUSE 2334 WILLOW-GRN264  
PACIFICA WINEBERRY-RED213

## PARAMETER SERIES UPHOLSTERY FOR FABRIC SCREENS

OPEN HOUSE 2334 AMBER-BRN222  
OPEN HOUSE 2334 ANGORA-BRN366  
OPEN HOUSE 2334 ASTEROID-GRY366  
OPEN HOUSE 2334 AUBERGINE-PUR161  
OPEN HOUSE 2334 BIRCH-BRN362  
OPEN HOUSE 2334 COBALT-BLU271  
OPEN HOUSE 2334 COFFEE BEAN-BRN367  
OPEN HOUSE 2334 CUMIN-BRN368  
OPEN HOUSE 2334 EUCALYPTUS-GRN266  
OPEN HOUSE 2334 FERN-GRN146  
OPEN HOUSE 2334 FOSSIL-BRN361  
OPEN HOUSE 2334 GERANIUM-RED270  
OPEN HOUSE 2334 GOOSE-BRN262  
OPEN HOUSE 2334 GRAPHITE-GRY265  
OPEN HOUSE 2334 GREEN APPLE-GRN267  
OPEN HOUSE 2334 GREEN OLIVE-GRN265  
OPEN HOUSE 2334 HENNA-BRN369  
OPEN HOUSE 2334 LAPIS-BLU270  
OPEN HOUSE 2334 MIDNIGHT-BLU266  
OPEN HOUSE 2334 MULBERRY-RED267  
OPEN HOUSE 2334 ONYX-BLK261  
OPEN HOUSE 2334 POOL-BLU142  
OPEN HOUSE 2334 PUMPKIN-ORG223  
OPEN HOUSE 2334 QUARRY BLUE-BLU263  
OPEN HOUSE 2334 RED DELICIOUS-RED272  
OPEN HOUSE 2334 SLATE-GRY364  
OPEN HOUSE 2334 STRAW-BRN365  
OPEN HOUSE 2334 SUNSHINE-BRN364  
OPEN HOUSE 2334 THISTLE-PUR162  
OPEN HOUSE 2334 VANILLA-BRN363  
OPEN HOUSE 2334 WATERFALL-BLU062  
OPEN HOUSE 2334 WHITE-WHT222  
OPEN HOUSE 2334 WILLOW-GRN264  
OPEN HOUSE 2334 WOLF-GRY269



## OPTIONAL UPHOLSTERY (Require minimum quantity/set-up fee)

### GROUP A UPHOLSTERY

Includes C.O.M. fabric (Customers Own Material)

Pattern (Swatch Card)	Mill
Sherpa/Shire	Absecon Mills

### GROUP D UPHOLSTERY

Pattern (Swatch Card)	Mill
Canyon (Studio)	Nassimi
Persuasion (Studio)	Nassimi
Phoenix (Studio) Nassimi Vibe (Studio)	Nassimi

### GROUP B UPHOLSTERY

Pattern (Swatch Card)	Mill
Interweave	TAHOE LLC FABRICS
Neptune	TAHOE LLC FABRICS
Fandango	Culp Contract Fabrics
Venus	TAHOE LLC FABRICS

### GROUP C UPHOLSTERY

Pattern (Swatch Card)	Mill
Open House 2334	Guilford of Maine

# TABLE OF CONTENTS

## CARTS AND DOLLIES ..... 119

Chair Trucks.....	119
Large-Scale Chair Storage.....	119
Large-Scale Table Storage.....	119
Table Trucks.....	119

## CHAIRS..... 2-22

120 Series - Stools.....	2
121 Series - Stools.....	2
122 Series - Stools.....	2
123 Series - Stools.....	2
160 Series - Folding Chairs.....	3
190 Series - Convention Center Folding Chairs.....	4
2000 Series.....	5
3000 Series.....	5
4300 Series - Office Chairs.....	6
4400 Series - Mesh-Back Office Chairs.....	6
4400 Series - Office Chairs.....	6
7700 Series - Executive Office Chairs.....	7
8800 Series - Comfort Stacker™.....	7
8800 Series - Convention Center Stack Chair.....	7
8900 Series.....	8-9
9000 Series.....	9
Adjust-Right Stool.....	3
Analogy® Series.....	10-12
Civitas® Plywood Series.....	13
Metaphor® Series.....	13
N2 Series.....	14
Parison® Series.....	15
Sage™ Series.....	15-18
Telos® Series.....	18-19
UP Stools.....	2
Wood Chairs.....	22
Wood Rockers.....	22
ZUMA® Series.....	19-21
ZUMAFrd™ Series.....	22

## COMBO UNITS ..... 23-35

2000 Series.....	23
3000 Series.....	23
9000 Series.....	23
Analogy® Series.....	24-27
Civitas® Plywood Series.....	27-28
Metaphor® Series.....	28-29
N2 Series.....	29
Sage™ Series.....	29-32
Telos® Series.....	32
ZUMA® Series.....	33-35
ZUMAFrd™ Series.....	35

## DESKS ..... 36-65

5000 Series.....	48-49
53 Series.....	52
540 Series.....	53
751 Series.....	43
765 Series.....	50

## DESKS ..... 36-65 continued

785 Series.....	43
7900 Series.....	42
Instructor Media Towers and Stations.....	53-54
Metonymy® Series.....	45
Molecule Series.....	44
Parameter® Series.....	56-65
Plateau® Series Office Solutions.....	54-55
Plateau® Series (Student Desks).....	50
Room to Move® - Sit-to-Stand Workstations.....	36
Sigma® Series.....	44
Sigma® Series (Adjustable Cantilever Desks).....	45
Tetra™ Series (Student Desks).....	49
Tetra™ Series (Teachers' Desks).....	52
TEXT® Series (Student Desks).....	46
TEXT® Series Help Desks.....	47-48
Textameter™ Series.....	51
Topaz™ Series - Teachers Desks.....	51
Topaz™ Series - Teachers Desk Accessory Table.....	51
Topaz™ Series - Sit-to-Stand Workstations.....	37
ZUMA® Series.....	38-42

## ESSENTIALS ..... 120-122

Art Equipment.....	120
Art Stations.....	120
Building Services.....	122
Easels and Whiteboards.....	120
Play Time.....	121
Projection Screens.....	120
Teaching and Learning Rugs.....	121

## STORAGE ..... 107-118

53 Series - Lateral Files.....	107
53 Series - Metal Storage Cabinets.....	108
53 Series - Mobile Pedestal Cabinets.....	108
53 Series - Vertical Files.....	109
53 Series - Wardrobe Towers.....	109
54 Series - Vertical Files.....	110
Book Display Stands.....	118
Circulation Desk Components.....	116
Fire-Resistant Vertical File.....	110
Lecterns.....	118
Library Book Cart.....	115
Library Shelving.....	116
Metal Bookcases.....	114-115
Mobile Storage Cabinets.....	111-112
Plateau® Series Bookcases.....	114
Plateau® Series Mobile Storage Cabinets.....	112
Presentation Stations.....	118
Steel-Frame Bookcases.....	114
Storage Cabinets.....	116-117
Storage Lockers.....	117
Topaz™ Series Classroom Cart.....	115
Topaz™ Series Mobile Storage Cabinets.....	113
Topaz™ Series Mobile Bookcases.....	115

# TABLE OF CONTENTS

## **TABLES..... 66-106**

4000 Series .....	66-68
5000 Series .....	68-70
5700 Series .....	70-71
6000 Series .....	71
62000 Series .....	72
6800 Series .....	73
7900 Series .....	73
Art Tables.....	73
Butcher Block Series Tables .....	74
Café Table Tops & Bases .....	75
Civitas® Café Table Tops & Bases .....	75-76
Core-a-Gator® Folding Tables.....	72
CT Series .....	79
Flip-Top Technology Tables.....	78
HWT Technology Tables .....	79
Library Tables .....	80
Lunada® Series Café Table Bases .....	77
Lunada® Series - Conference & Seminar Tables.....	80
Makerspace Series Tables .....	81
MT Series Mobile Tables .....	82
MTB Series Bench Tables.....	83
MTC Convertible Bench Tables .....	84
MTS Series Stool Tables.....	84-85
Plateau® Series Tables.....	86-93
Plateau® Series Library & Technology Tables.....	93-94
Plateau® Series Media Tables .....	95-97
Science Lab Demonstration Table .....	98
Steel-Frame Science Tables .....	98
Tetra™ Series Tables.....	99-100
TEXT® Series Tables .....	101-104
TEXT® Series Hinged Wire Trough Tables .....	105
TEXT® Series Tilt-Top and Slide Tables .....	105-106
TEXT® Series with Post-Formed Tops .....	104
Tilt-Top Training Tables .....	106
Wood-Frame Science Tables.....	97

## **SUPPLEMENTAL PRICE LIST ..... 123-127**

## **PRODUCT INDEX ..... 128-133**

## **GENERAL INFORMATION ..... 134**

## **WARRANTY ..... 135**

## **VIRCO & THE ENVIRONMENT ..... 136-137**

# CHAIRS

SOLD IN FULL CARTONS ONLY

Model No.	Description	Unit Price F.O.B. Warehouse	Units Per Carton	Unit Weight	Unit Cube	Fed Ex.	Freight Class
-----------	-------------	-----------------------------------	------------------------	----------------	--------------	------------	------------------

## 120 SERIES - Stools

Tubular steel frame, one-piece molded polypropylene seat, nylon-base swivel glides. Optional steel-base and felt-base glides are available for models 12018, 12024 and 12030 only. Metal surfaces are available chromed or with a powder coat finish.



12018	17½" seat height.	286.00	2	8.3	1.72	*	175
12024	23½" seat height.	305.00	2	9.5	2.21	*	250
12030	29½" seat height.	321.00	2	10.5	2.21	*	175
1201927SG	19"-27" adjustable seat height, steel-base swivel glides only.	321.00	2	10.5	1.72	*	175
1202533SG	25"-33" adjustable seat height, steel-base swivel glides only.	339.00	2	11.7	2.21	*	175

### HOW TO ORDER:

- Plastic and frame finish colors and color codes are listed on pages xi-xii.
- To order, specify the model number, plastic seat and frame finish color codes. (e.g., 12018-BLU51-CHRM).
- Glide Options: Felt-Base Glides - Add "FG" to model no. (e.g. 12018FG). Not offered on models 1201927SG & 1202533SG.; Steel-Base Glides - Add "SG" to model no. (e.g. 12018SG).

## 121 SERIES - Stools (Martest® 21 Hard Plastic)

Tubular steel frame, molded Martest® 21 or Fortified Recycled Wood™ (FRW™) hard plastic seat, nylon-base swivel glides. Optional steel-base and felt-base glides are available for models 12118, 12124 and 12130 only. Metal surfaces are available chromed or with a powder coat finish.



12118	17¼" seat height.	397.00	2	10.7	1.72	*	125
12124	23½" seat height.	414.00	2	12.4	2.21		175
12130	29¼" seat height.	431.00	2	13.3	2.21		175
1211927SG	19"-27" adjustable seat height, steel-base swivel glides only.	431.00	2	12.9	1.72	*	125
1212533SG	25"-33" adjustable seat height, steel-base swivel glides only.	448.00	2	14.5	2.21	*	175

### HOW TO ORDER:

- Plastic and frame finish colors and color codes are listed on pages xi-xii.
- To order, specify the model number, plastic seat and frame finish color codes. (e.g., 12118-BLU51-CHRM).
- Glide Options: Felt-Base Glides - Add "FG" to model no. (e.g. 12118FG) Not offered on models 1211927SG & 1212533SG.; Steel-Base Glides - Add "SG" to model no. (e.g. 12118SG).

## 122 SERIES - Stools

Tubular steel frame, formed steel seat with a Masonite® inset, nylon-base swivel glides. Optional steel-base and felt-base glides are available for models 12218, 12224 and 12230 only. Metal surfaces are available with a Silver Mist steel frame powder coat finish.



12218	17½" seat height.	289.00	2	10.7	1.72	*	92.5
12224	23½" seat height.	306.00	2	11.5	2.21	*	92.5
12230	29½" seat height.	322.00	2	12.7	2.21	*	92.5
1221927SG	19"-27" adjustable seat height, steel-base swivel glides only.	322.00	2	12.9	1.72	*	175
1222533SG	25"-33" adjustable seat height, steel-base swivel glides only.	340.00	2	13.7	2.21	*	175

### HOW TO ORDER:

- To order, specify the model number and Silver Mist frame (GRY02). (e.g., 12218-GRY02).
- Glide Options: Felt-Base Glides - Add "FG" to model no. (e.g. 12218FG). Not offered on models 1221927SG & 1222533SG.; Steel-Base Glides - Add "SG" to model no. (e.g. 12218SG).

## 123 SERIES - Stools

All wood seat and frame. Natural Oak color.



12318	18" seat height.	629.00	1	10.0	2.07		175
12324	24" seat height.	649.00	1	10.0	2.79		175
12330	30" seat height.	710.00	1	13.0	3.77		250

### HOW TO ORDER:

- To order, specify the model number and Natural Oak (OAK083). (e.g., 12318-OAK083).

## UP STOOLS

The UP Stool is an ergonomic seating solution or standing aid. Stool is made of a durable polyamide material and rounded, non-slip floor stand. Available in six colors: Black (BLK07), White (WHT13), Yellow (YLW25), Salmon (RED78), Blue (BLU53), and Red (RED79).



UP090U	Up Stool Junior - 15" to 19" adj seat height.	888.00	1	10.0	3.00		250
UP100U	Up Stool Standard - 18" to 25" adj seat height.	969.00	1	12.0	3.00		175
UP110U	Up Stool Stand-Up - 23" to 33" adj seat height.	1085.00	1	12.0	3.00		175

### HOW TO ORDER:

- To order chairs, specify the model number and color codes (e.g., UP100U-BLK07).



Products on this page are GREENGUARD® certified.

Virco®



# CHAIRS

SOLD IN FULL CARTONS ONLY

Model No.	Description	Unit Price F.O.B. Warehouse	Units Per Carton	Unit Weight	Unit Cube	Fed Ex.	Freight Class
-----------	-------------	-----------------------------------	------------------------	----------------	--------------	------------	------------------

## ADJUST-RIGHT STOOL

The Adjust-Right Stool was designed to adapt to each user as they develop and strengthen their core and sense of balance. This unique stool offers two types of adjustment for optimal positioning; the stool allows for dual-adjustment in seat height from 14" to 19" and a seat tilt range of 0 to 8 degrees. The Adjust-Right Stool is an ideal device for use by therapists in working with individuals on balance reactions and sensory integration responses, aiding in helping someone to be able to sit still and/or develop a sense of balance. Must be used with proper adult supervision. 12" diameter seat.



ARSTL	14"-19" seat height.	1635.00	1	16.4	1.31		92.5
-------	----------------------	---------	---	------	------	--	------

### HOW TO ORDER:

- To order, specify the model number and ARSTL. (e.g., ARSTL).

## 160 SERIES - Folding Chairs

Tubular steel frame, front and rear leg braces and polyethylene leg caps. Contoured, one-piece seat pan consists of steel with a curled lower edge. Curved steel backrest panel is curled along the full width of its bottom edge.

Optional configurations include custom frame finishes and a ganging device. Metal surfaces are available with a powder coat finish.

Seat height: 17".



162	Front and rear leg braces.	162.00	4	11.1	0.92	*	85
-----	----------------------------	--------	---	------	------	---	----



167	One front and two rear leg braces.	173.00	4	11.5	0.92		85
-----	------------------------------------	--------	---	------	------	--	----



168	Vinyl upholstered seat and back.	236.00	4	11.5	0.92		85
-----	----------------------------------	--------	---	------	------	--	----



188	Upholstered seat and back.	246.00	4	12.0	0.92		85
-----	----------------------------	--------	---	------	------	--	----

**Optional Configurations** - Available with an 8-week lead time unless stated otherwise.

Ganging Device - Add "G" to model no. (e.g., 162G) (Minimum quantity 100 per model, per color selection for ganging device).	+ 35.00	
--	---------	--

Custom frame finishes (Minimum quantity 200 per model, per color selection).	+ 6.00	
--	--------	--

### HOW TO ORDER:

- Frame finish and upholstery colors and color codes are listed on page xii.
- To order, specify the model number, upholstery and/or frame finish color (e.g., 188-BLU204-GRY02).

# CHAIRS

SOLD IN FULL CARTONS ONLY

Model No.	Description	Unit Price F.O.B. Warehouse	Units Per Carton	Unit Weight	Unit Cube	Fed Ex.	Freight Class
-----------	-------------	-----------------------------------	------------------------	----------------	--------------	------------	------------------

## 190 SERIES - Folding Chairs (Models 190 & 190G)

Tubular steel frame. Model 190 folding chair features an extra-thick upholstered seat with an enclosed seat pan for a convention center, auditorium, and arena-related applications. The seat can be folded independently for easy passage through rows of model 190G chairs. An identification plate is mounted beneath the seat for numbering chairs. Chair seat assembly consists of 1/2" thick plywood, overlaid with 2 1/2" thick polyurethane foam covered with fabric or vinyl. The chair back consists of a 3/4" thick polyurethane foam pad attached to 1/8" thick hardboard, covered with fabric or vinyl. Optional configurations include custom frame finishes, upgraded upholstery selections, and a ganging device. The ganging device has two sets of ganging assemblies affixed to the front legs, one on top of the other.

A polyethylene plastic cap is inserted into the top of each rear leg. Polyethylene crutch tips are placed over the bottom of each front and rear leg. Four rubber bumpers are attached to the bottom of the seat assembly to dampen noise when the seat is folded down.

Metal surfaces are available with a powder coat finish.

Dimensions: Center-to-center width of ganged chairs is 18". Seat height: 18 1/2". Overall dimensions: 17 1/4"W x 18"D x 31 1/2"H.

190	Enclosed seat pan.	859.00	1	20.1	2.51	*	85
198ARM	One arm for 190G & 198G deluxe folding chair.	183.00	1	20.0	2.30		Call

**Optional Configurations** - Available with an 8-week lead time unless stated otherwise.

Ganging Device - Add "G" to model no. (e.g., 190G) (Minimum quantity 100 per model, per color selection for ganging device)	+ 35.00	
Standard upholstery	No Upcharge	
Group A upholstery:	+ 6.00	
Group B upholstery:	+ 13.00	
Group C upholstery:	+ 27.00	
Group D upholstery:	+ 44.00	
Designer Options Powder Coat frame:	+ 6.00	

### HOW TO ORDER:

- Upholstery and frame finish colors are listed on pages xii-xiii.
- To order, specify the model number, upholstery and frame finish color codes (e.g., 190-RED208-BLK01).

## 190 SERIES - Folding Chairs (Models 198 & 198G)

Tubular steel frame. Model 198 folding chair features an extra-thick upholstered seat for convention center, auditorium and arena-related applications. The seat can be folded independently for easy passage through rows of model 198G chairs. Chair seat assembly consists of 3/8" thick laminated particleboard, overlaid with 2 1/2" thick polyurethane foam covered with fabric or vinyl. The chair back consists of a 3/4" thick polyurethane foam pad attached to 1/8" thick hardboard, covered with fabric or vinyl. Optional configurations include custom frame finishes, upgraded upholstery selections, and a ganging device. The ganging device has two sets of ganging assemblies affixed to the front legs, one on top of the other.

A polyethylene plastic cap is inserted into the top of each rear leg. Polyethylene crutch tips are placed over the bottom of each front and rear leg. Four rubber bumpers are attached to the bottom of the seat assembly to dampen noise when the seat is folded down.

Metal surfaces are available chromed, or with a powder coat finish.

Dimensions: Center-to-center width of ganged chairs is 18". Seat height: 18 1/2". Overall dimensions: 17 1/4"W x 18"D x 32"H.

198	2 1/2" thick padded seat.	866.00	1	20.5	2.51		85
198ARM	One arm for 190G & 198G deluxe folding chair.	183.00	1	20.0	2.30		Call

**Optional Configurations** - Available with an 8-week lead time unless stated otherwise.

Ganging Device - Add "G" to model no. (e.g., 198G) (Minimum quantity 100 per model, per color selection for ganging device)	+ 35.00	
Standard upholstery	No Upcharge	
Group A upholstery:	+ 6.00	
Group B upholstery:	+ 13.00	
Group C upholstery:	+ 27.00	
Group D upholstery:	+ 44.00	
Designer Options Powder Coat frame:	+ 6.00	

### HOW TO ORDER:

- Upholstery and frame finish colors are listed on pages viii-ix.
- To order, specify the model number, upholstery and frame finish color (e.g., 198-RED208-CHRM).



Products on this page are GREENGUARD® certified.

Virco®

# CHAIRS

SOLD IN FULL CARTONS ONLY

Model No.	Description	Unit Price F.O.B. Warehouse	Units Per Carton	Unit Weight	Unit Cube	Fed Ex.	Freight Class
-----------	-------------	-----------------------------------	------------------------	----------------	--------------	------------	------------------

## 2000 SERIES - 4-Leg Stack Chairs

Tubular steel frame, one-piece molded polypropylene shell, nylon-base swivel glides. Optional configurations include a bookrack, extra-large seat, ganging device, and seat and back pads for 18" seat height only. Optional steel-base and felt-base glides are available. Metal surfaces are available chromed or with a powder coat finish.



2012	12" seat height.	156.00	4	6.5	1.38		175
2014	14" seat height.	156.00	4	7.0	1.51		175
2016	16" seat height.	178.00	4	8.0	2.42		175
2018	18" seat height.	186.00	4	10.9	2.46	*	175

**Optional Configurations** - Available with an 8-week lead time unless stated otherwise.

Bookrack - Add "BR" to model no. (e.g., 2018BR). Available on 18" seat height chairs only.	+ 45.00	
Extra-Large Seat - Add "EL" to model no. (e.g., 2018EL). Available on 18" seat height chairs only.	+ 25.00	
Ganging Device - Add "G" to model no. (e.g., 2018G) (Min. order -100). Available on 18" seat height chairs only.	+ 35.00	
Padded Seat - Add "P" to model no. (e.g., 2018P). Available on 18" seat height chairs only.	+ 55.00	

### HOW TO ORDER:

- Plastic, upholstery and frame finish colors and color codes are listed on pages xi-xii.
- To order chairs, specify the model number, plastic seat and frame finish color codes (e.g., 2012-BLU40-CHRM).
- To order chairs with upholstered seat and back pads, specify the model number, plastic seat, upholstery and frame finish color codes (e.g., 2018P-GRN75-GRN203-CHRM).
- Glide Options: Felt-Base Glides - Add "FG" to model no. (e.g. 2018FG); Steel-Base Glides - Add "SG" to model no. (e.g. 2018SG).

## 3000 SERIES - 4-Leg Stack Chairs

Tubular steel frame, molded Martest® 21 or Fortified Recycled Wood™ (FRW™) hard plastic seat and back, nylon-base swivel glides. Optional steel-base and felt-base glides are available. Metal surfaces are available chromed or with a powder coat finish.



3012	12" seat height.	332.00	4	11.1	1.38		125
3014	14" seat height.	332.00	4	14.5	1.83		125
3016	16" seat height.	355.00	4	16.2	2.08		125
3018	18" seat height.	364.00	4	19.8	2.89		125

### HOW TO ORDER:

- Plastic and frame finish colors and color codes are listed on pages xi-xii.
- To order chairs, specify the model number, plastic seat and frame finish color codes (e.g., 3012-BLU51-CHRM).
- Glide Options: Felt-Base Glides - Add "FG" to model no. (e.g. 3012FG); Steel-Base Glides - Add "SG" to model no. (e.g. 3012SG).

## 3000 SERIES - Mobile Task Chairs (Adjustable-Height)

Martest® 21 or Fortified Recycled Wood™ (FRW™) hard plastic seat and back, pneumatic cylinder. Chair swivels 360°. Pedestal base has a five-prong construction. Five 2" diameter, dual-wheel, hooded swivel casters. Seat height adjusts from 18" to 22½". Optional 5-pack of fixed glides and 5-pack of soft-wheel casters are available.



3860GC	Task chair.	773.00	1	28.1	4.82		100
UGLIDE	Optional Fixed Glides (5 pack).	84.00	1	1.0	0.09		65
U9024CAST	Optional Soft-Wheel Casters (5 pack).	127.00	1	1.3	0.09		65

### HOW TO ORDER:

- Plastic and base color codes are listed on pages xi-xii.
- To order mobile task chairs, specify the model number, plastic seat and base color codes (e.g., 3860GC-BLU51-BLK01).

# CHAIRS

SOLD IN FULL CARTONS ONLY

Model No.	Description	Unit Price F.O.B. Warehouse	Units Per Carton	Unit Weight	Unit Cube	Fed Ex.	Freight Class
-----------	-------------	-----------------------------------	------------------------	----------------	--------------	------------	------------------

## 4300 SERIES - Office Chairs

Task chairs feature an upholstered seat and back. Model 4300 is available with a gas cylinder for easy seat height adjustment. Model 4301 features a gas cylinder for easy seat height adjustment, and a mechanism that allows independent adjustments of the seat and back. The seats have a contoured plywood core covered with a contoured 100% polyurethane foam cushion. The mechanism attaches to the seat core and allows for independent adjustment of seat height and back location (front to back) by means of a tension knob. Gas cylinder is a gas spring type with a steel cylinder housing. Ball bearings are placed in the housing to allow swivel movement. Five-prong base made of glass-reinforced nylon and are tapered to accept the gas cylinder. Five 2" diameter, dual wheel, hooded swivel casters made of high-impact plastic with steel stems and lock-fit expansion rings. Optional dual wheel, molded nylon soft casters are available; to order, specify U43CAST. Optional press-fit glides with nylon housings and foot pads are available. For optional glides, specify UGLIDE. Optional arms are either adjustable-height plastic T-arms or self-skinned urethane wing arms. For optional wing arms, specify 43WARM. For optional T-arms, Specify 43TARM. Seats and backs are available in a variety of upholstery fabrics listed below.

4300	Seat height adjusts from 17" to 22". Back height is 17". Seat depth is 18½". Overall width shall be 19½". Maximum overall height is 39".	1176.00	1	31.6	4.82		100
4301	Seat height adjusts from 17¼" to 22¼". Back height is 16½". Seat depth shall be 18½". Overall width is 19¼". Maximum overall height is 38".	1255.00	1	34.7	4.82		100

## Optional Accessories

43WARM	Wing arm, non-adjustable. Black frame.	195.00	1	8.4	0.75		100
43TARM	T-arm, adjustable-height, padded self-skinned urethane arm rest. Black frame.	162.00	1	7.8	0.57		100
U43CAST	Soft caster pack (5).	86.00	1	1.4	0.09		65
UGLIDE	Optional Fixed Glides (5 pack).	84.00	1	1.0	0.09		65

## HOW TO ORDER:

- Upholstery and base color codes are listed below.
- To order, specify the model number, upholstery and frame finish color (e.g., 4300-GRY215-BLK01).

Upholstery Colors:  
 Confetti Black-BLK258  
 Confetti Burgundy-RED216  
 Confetti Grey-GRY215  
 Confetti Navy-BLU214

Base Color:  
 Char Black-BLK01

## 4400 SERIES - Office Chairs

4440A	Black mesh back, molded foam Black fabric seat, Black contoured arms, 4 leg Black steel tube frame, Black nylon floor glides. Seat: 18"D x 18½"W x 19"H.	1369.00	2	22.5	1.67	*	100
4445A	Black mesh mid-back, molded foam Black fabric seat, height and width adjustable arms, seat slider, tilt tension control, 4 paddle task mechanism, dual wheel casters. Seat: 19"D x 21"W x 18¼"-22½"H.	2806.00	1	56.0	5.27	*	100

## HOW TO ORDER:

- To order, specify the model number (e.g., 4440A-BLK01-BLK01).

## 4400 SERIES - Mesh-Back Office Chairs

4435A	Management chair, mesh-back, pneumatic seat-height adjustment, 2-to-1 synchro-tilt, adjustable-height arms. Black.	2203.00	1	41.0	5.28		100
4430	Guest chair, mesh-back, fixed angled T-arms, sled-based, 22½"W x 27"D x 33"H. Black.	1824.00	1	38.5	5.59		125

## HOW TO ORDER:

- To order, specify the model number and BLK182-BLK01 (e.g., 4435A-BLK182-BLK01).



Products on this page are GREENGUARD® certified.

Virco®



# CHAIRS

SOLD IN FULL CARTONS ONLY

Model No.	Description	Unit Price F.O.B. Warehouse	Units Per Carton	Unit Weight	Unit Cube	Fed Ex.	Freight Class
-----------	-------------	-----------------------------------	------------------------	----------------	--------------	------------	------------------

## 7700 SERIES - Executive Office Chairs



7745A	Executive Mid Back Chair, 27"W x 28"D x 38"-41"H, pneumatic seat height, 360° swivel, knee tilt, tilt lock, tilt-tension, polished aluminum arms topped with soft arm pads, aluminum base, black vinyl upholstery.	3166.00	1	46.0	7.90		175
7765A	Executive High Back Chair, 27"W x 29.5"D x 45"-48"H, pneumatic seat height, 360-degree swivel, knee tilt, tilt lock, tilt-tension, polished aluminum arms topped with soft arm pads, aluminum base, black vinyl upholstery.	3409.00	1	50.0	7.90		125

### HOW TO ORDER:

- To order model number 7745A, specify model no. 7745VBK-BLACK.
- To order model number 7765A, specify model no. 7765VBK-BLACK.

## 8800 SERIES - Comfort Stacker™ Chairs

Tubular steel frame, contoured seat and backrest. Seat consists of a contoured core of  $\frac{1}{2}$ " thick particleboard covered with a 1" thick polyurethane foam pad for an overall seat thickness of 1½". Backrest consists of a contoured core of  $\frac{1}{2}$ " thick particleboard covered with a ¾" thick polyurethane foam pad. Each chair has six high-impact plastic stack bumpers. Polyethylene rocker glides.

Optional configurations include custom frame finishes, upgraded upholstery selections, and a ganging device. The optional ganging device is formed of steel rods in a hook and clasp configuration that is welded to the frame. Gang devices will not impede stacking. Upholstery is available in a selection of fabric or vinyl. Metal surfaces are available chromed or with a powder coat finish. Dimensions: Seat height: 17".



8802	Comfort Stacker™.	455.00	4	16.6	3.98		175
8806	Comfort Stacker™ with arms.	493.00	4	17.4	3.98		175

### Optional Configurations - Available with an 8-week lead time unless stated otherwise.

Ganging device: Add "G" to model no. 8802 (e.g., 8802G) (Minimum quantity 100 for ganging device).

Group A upholstery:

Group B upholstery:

Group C upholstery:

Group D upholstery:

Chrome frame on models 8802 and 8806:

Designer Options Powder Coat frame:

### HOW TO ORDER:

- Upholstery and frame finish colors are listed on pages xii-xiii.
- To order, specify the model number, upholstery color, and frame finish color codes (e.g., 8802-RED208-BLK01).

## 8800 SERIES - Convention Center Stack Chair

Tubular steel frame with stack bars, ganging device and contoured seat and backrest. The seat consists of a contoured core of ½" thick plywood covered with a 1" thick polyurethane foam pad for an overall seat thickness of 1½". The backrest is assembled from outer and center wood cores. The outer core consists of ½" hardboard covered with a ¾" thick, polyurethane foam pad. The center core consists of ½" shaped plywood. Each chair has four stack bumpers made of high-impact clear PVC plastic. Each leg has a ¾" diameter inside-holding clear butyrate glide. The ganging device is welded to the left leg bracket in order to lock over the right leg bracket of the adjoining chair. Upholstery is available in a selection of fabric or vinyl. Metal surfaces are available with a chromed finish.

Dimensions: Seat height: 18".



8830SBG	Upholstered seat and back, stack bars and ganging device, Chrome frame only.	819.00	4	17.3	3.07		175
---------	--	--------	---	------	------	--	-----

### Optional Configurations - Available with an 8-week lead time unless stated otherwise.

Group A upholstery:

Group B upholstery:

Group C upholstery:

Group D upholstery:

### HOW TO ORDER:

- Upholstery and frame finish colors are listed on pages xii-xiii.
- To order, specify the model number, upholstery and frame finish color (e.g., 8830SBG-RED208-CHRM).

# CHAIRS

SOLD IN FULL CARTONS ONLY

Model No.	Description	Unit Price F.O.B. Warehouse	Units Per Carton	Unit Weight	Unit Cube	Fed Ex.	Freight Class
-----------	-------------	-----------------------------------	------------------------	----------------	--------------	------------	------------------

## 8900 SERIES CHAIRS

*Tubular steel frame. Upholstered seat and back. Each chair has six high-impact clear PVC plastic stack bumpers.*

*Optional configurations include custom frame finishes, upgraded upholstery selections, stack bars and a ganging device. Models with optional stack bars consist of steel tubing and are welded between the front and rear legs on both sides.*

*The optional ganging device is formed of steel rods, in a hook and clasp configuration which is welded to the frame. Ganging devices will not impede stacking. Upholstery is available in a selection of fabric or vinyl. Chairs are available chromed or with a powder coat finish.*



8915	Rounded back, crown seat, 2" seat thickness, rocker glides.	302.00	4	17.4	3.06	*	175
------	---	--------	---	------	------	---	-----



8916SB	Rounded back, crown seat, 2½" seat thickness, steel glides.	599.00	4	20.5	3.44	*	175
--------	---	--------	---	------	------	---	-----



8916SBCB	Rounded back with concealed screws, crown seat, 2½" seat thickness, steel glides.	647.00	4	16.0	3.10	*	175
----------	---	--------	---	------	------	---	-----



8917	Rounded back, dome seat, 2" seat thickness, rocker glides.	290.00	4	17.1	3.06	*	175
------	--	--------	---	------	------	---	-----



8918SB	Queen back, crown seat, 2½" seat thickness, steel glides.	685.00	4	19.3	3.57	*	175
--------	---	--------	---	------	------	---	-----



8919SB	Queen back, crown seat, 3" seat thickness, steel glides.	869.00	3	20.6	5.27	*	175
--------	--	--------	---	------	------	---	-----



8920SB	Tulip back, crown seat, 2½" seat thickness, steel glides.	651.00	4	21.5	3.67	*	175
--------	---	--------	---	------	------	---	-----



8925	Trapezoidal back, crown seat, 2" overall seat thickness, rocker glides.	303.00	4	16.3	3.06	*	175
------	---	--------	---	------	------	---	-----



8926	Trapezoidal back, dome seat, 2" seat thickness, rocker glides.	291.00	4	16.2	3.06	*	175
------	--	--------	---	------	------	---	-----



8936SB	Queen back, crown seat, 2½" seat thickness, steel glides.	922.00	4	16.0	3.30	*	175
--------	---	--------	---	------	------	---	-----



8970SB	Trapezoidal back, crown seat, 3" seat thickness, steel glides.	849.00	3	18.0	5.00		175
--------	--	--------	---	------	------	--	-----

8900 Series continued on page 9.



# CHAIRS

SOLD IN FULL CARTONS ONLY

Model No.	Description	Unit Price F.O.B. Warehouse	Units Per Carton	Unit Weight	Unit Cube	Fed Ex.	Freight Class
-----------	-------------	-----------------------------------	------------------------	----------------	--------------	------------	------------------

## 8900 SERIES CHAIRS continued

**Optional Configurations** - Available with an 8-week lead time unless stated otherwise.

### 8900 SERIES OPTIONAL FRAME FINISHES

Chrome frame:	+ 14.00	
Clear coat (for powder coat frames only):	+ 6.00	
Designer Options powder coat frame:	+ 6.00	

### 8900 SERIES FRAME OPTIONS

Ganging device: Add "G" to model no. (e.g., 8918G).	+ 35.00	
Stack bar: Add "SB" to model no. (e.g., 8915SB).	+ 35.00	
Stack bar and ganging device: Add "SBG" to model no. (e.g., 8918SBG).	+ 70.00	

### 8900 SERIES UPHOLSTERY OPTIONS (see page xiii for choices.)

#### PRICING FOR MODELS 8915, 8917, 8925, 8926:

Group A upholstery:	+ 6.00	
Group B upholstery:	+ 13.00	
Group C upholstery:	+ 27.00	
Group D upholstery:	+ 44.00	

#### PRICING FOR MODELS 8916SB, 8916SCB, 8918SB, 8919SB, 8920SB, 8936SB, 8970SB:

Group A upholstery:	+ 11.00	
Group B upholstery:	+ 16.00	
Group C upholstery:	+ 30.00	
Group D upholstery:	+ 48.00	

**NOTE:** C.O.M. fabric (Customers Own Material) is priced as Group A upholstery.

#### HOW TO ORDER:

- Upholstery and frame finish colors are listed on pages xii-xiii.
- To order, specify the model number, upholstery and frame finish color codes (e.g., 8926-RED140-BLK01).

## 9000 SERIES - 4-Leg Stack Chairs

Tubular steel frame, one-piece molded polyethylene shell. Optional configurations include a bookrack, ganging device, and seat and back pads for 18" seat height only. Chairs with seat and back pads consist of polyurethane foam covered with fabric. Nylon-base swivel glides. Optional steel-base and felt-base glides are available. Metal surfaces are available chromed or with a powder coat finish.



9010	10" seat height.	156.00	4	6.5	1.04	*	125
9012	12" seat height.	156.00	4	7.1	1.38	*	175
9014	14" seat height.	156.00	4	7.9	1.51		175
9016	16" seat height.	178.00	4	9.9	2.09		175
9018	18" seat height.	186.00	4	11.6	2.61		175

**Optional Configurations** - Available with an 8-week lead time unless stated otherwise.

Bookrack - Add "BR" to model no. (e.g., 9018BR). Available on 18" seat height chairs only.	+ 45.00	
Ganging Device - Add "G" to model no. (e.g., 9018G) (Min. order -100). Available on 18" seat height chairs only.	+ 35.00	
Padded Seat - Add "P" to model no. (e.g., 9018P). Available on 18" seat height chairs only.	+ 55.00	

#### HOW TO ORDER:

- Plastic, upholstery and frame finish colors and color codes are listed on pages xi-xii.
- To order chairs, specify the model number, plastic seat and frame finish color codes (e.g., 9018-RED70-CHRM).
- To order chairs with upholstered seat and back pads, specify the model number, plastic seat, upholstery and frame finish color codes (e.g., 9018P-BLU51-BLU204-CHRM).
- Glide Options: Felt-Base Glides - Add "FG" to model no. (e.g., 9018FG); Steel-Base Glides - Add "SG" to model no. (e.g., 9018SG).

## 9000 SERIES - Mobile Task Chairs (Adjustable-Height)

One-piece molded polyethylene shell, a pneumatic cylinder. Models are available with seat and back pads consisting of polyurethane foam covered with fabric. Chair swivels 360°. Pedestal base has a five-prong construction. Five 2" diameter, dual-wheel, hooded swivel casters. Seat height adjusts from 18¼" to 22½". The overall height is adjustable from 30¼" to 34¾". Optional 5-pack of fixed glides and 5-pack of soft-wheel casters are available.



9260PGC	18¼" to 22½" seat height, upholstered seat and back pads.	773.00	1	21.1	4.82		175
UGLIDE	Optional Fixed Glides (5 pack).	84.00	1	1.0	0.09		65
U9024CAST	Optional Soft-Wheel Casters (5 pack).	127.00	1	1.3	0.09		65

#### HOW TO ORDER:

- Plastic, upholstery and base colors and color codes are listed on pages xi-xii.
- To order mobile task chairs, specify the model number, plastic seat/upholstery color, frame and base color codes (e.g., 9260PGC-BLU51-BLU204-BLK01).



Products on this page are GREENGUARD® certified.

# CHAIRS

SOLD IN FULL CARTONS ONLY

Model No.	Description	Unit Price F.O.B. Warehouse	Units Per Carton	Unit Weight	Unit Cube	Fed Ex.	Freight Class
-----------	-------------	-----------------------------------	------------------------	----------------	--------------	------------	------------------

## ANALOGY® SERIES - 4-Leg Stack Chairs

Tubular steel frame and ergonomically contoured polypropylene shell. Optional configurations include a bookrack, extra-large seat, upholstered padded seat for model AN18EL only. Nylon-base swivel glides. Optional steel-base and felt-base glides are available. Standard with Graphite glide sleeves only. Metal surfaces are available chromed or with a powder coat finish.

AN12	12" seat height.	334.00	5	8.2	1.45		Call
AN14	14" seat height.	334.00	5	8.4	1.54		175
AN16	16" seat height.	353.00	5	11.2	2.08		175
AN18	18" seat height.	388.00	4	12.2	2.84		175

**Optional Configurations** - Available with an 8-week lead time unless stated otherwise.

Bookrack - Add "BR" to model no. (e.g., AN18BR). Available on 18" seat height chairs only.

+ 45.00

Extra-Large Seat - Add "EL" to model no. (e.g., AN18EL). Available on 18" seat height chairs only.

+ 25.00

Padded Seat - Add "P" to model no. (e.g., AN18ELP). Available only on model AN18EL.

+ 75.00

### HOW TO ORDER:

- Plastic, upholstery and frame finish colors and color codes are listed on pages xi-xii.
- To order chairs, specify the model number, plastic seat and frame finish color codes (e.g., AN18-BLU65-CHRM).
- To order chairs with upholstered seat pads, specify the model number, plastic seat, upholstery and frame finish color codes (e.g., AN18ELP-BLU65-BLU270-CHRM).
- Glide Options: Felt-Base Glides - Add "FG" to model no. (e.g. AN18FG); Steel-Base Glides - Add "SG" to model no. (e.g. AN18SG).

## ANALOGY® SERIES - C2M (Choose to Move) 4-Leg Chairs

Tubular steel frame and ergonomically contoured polypropylene shell. While the chair is in active mode, you can move from side-to-side or back-and-forth, letting students shift and adjust to their most comfortable position. When general seating is more appropriate, a simple twist transforms the chair into an ergonomic, fixed position. Optional configurations include an extra-large seat and upholstered padded seat for model ANC2M18EL only. Nylon-base swivel glides. Optional steel-base and felt-base glides are available. Standard with Graphite glide sleeves only. Metal surfaces are available chromed.

ANC2M15	15" seat height.	595.00	1	18.5	6.25	*	250
ANC2M18	18" seat height.	666.00	1	23.8	9.51	*	250

**Optional Configurations** - Available with an 8-week lead time unless stated otherwise.

Extra-Large Seat - Add "EL" to model no. (e.g., ANC2M18EL). Available on 18" seat height chairs only.

+ 25.00

Padded Seat - Add "P" to model no. (e.g., ANC2M18ELP). Available only on model ANC2M18EL.

+ 75.00

### HOW TO ORDER:

- Plastic, upholstery and frame finish colors and color codes are listed on pages xi-xii.
- To order chairs, specify the model number, plastic seat and frame finish color codes (e.g., ANC2M15-BLU65-CHRM).
- To order chairs with upholstered seat pads, specify the model number, plastic seat, upholstery and frame finish color codes (e.g., ANC2M18ELP-BLU65-BLU270-CHRM).
- Glide Options: Felt-Base Glides - Add "FG" to model no. (e.g. ANC2M15FG); Steel-Base Glides - Add "SG" to model no. (e.g. ANC2M15SG).

## ANALOGY® SERIES - 4-Leg Chairs with Civitas Frame

Tubular steel frame and ergonomically contoured polypropylene shell. Available in 18", 25" and 30" seat heights. Optional configurations include twin-wheel swivel casters and upholstered padded seat. Nylon-base swivel glides. Standard with Graphite glide sleeves only. Optional steel-base and felt-base glides are available. Metal surfaces are available chromed or with a powder coat finish.

CA18EL	18" seat height, extra-large seat, Civitas leg frame.	375.00	4	14.4	3.13	*	175
CA25EL	25" seat height, extra-large seat, Civitas leg frame.	450.00	2	19.4	7.02		175
CA30EL	30" seat height, extra-large seat, Civitas leg frame.	542.00	2	20.4	7.71		175

**Optional Configurations** - Available with an 8-week lead time unless stated otherwise.

Casters - Add "C" to model no. (e.g., CA18ELC). Available on 18" seat height chairs only.

+ 50.00

Padded Seat - Add "P" to model no. (e.g., CA30ELP).

+ 75.00

### HOW TO ORDER:

- Plastic, upholstery and frame finish colors and color codes are listed on pages xi-xii.
- To order chairs, specify the model number, plastic seat and frame finish color codes (e.g., CA18EL-BLU65-CHRM).
- To order chairs with upholstered seat pads, specify the model number, plastic seat, upholstery and frame finish color codes (e.g., CA30ELP-BLU65-BLU270-CHRM).
- Glide Options: Felt-Base Glides - Add "FG" to model no. (e.g. CA18ELFG); Steel-Base Glides - Add "SG" to model no. (e.g. CA18ELSG).

Analogy Series continued on page 11.



Products on this page are GREENGUARD® certified.

Virco®

# CHAIRS

SOLD IN FULL CARTONS ONLY

Model No.	Description	Unit Price F.O.B. Warehouse	Units Per Carton	Unit Weight	Unit Cube	Fed Ex.	Freight Class
-----------	-------------	-----------------------------------	------------------------	----------------	--------------	------------	------------------

## ANALOGY® SERIES - Rocking Chairs

Tubular steel frame, ergonomically contoured polypropylene shell with color-coordinated glides. Four nylon glides, two of which cover the ends of the frame tubes. Recommended for use on carpeted surfaces only; however, an optional factory-installed felt strip on the bottom of each leg is available for flooring applications where a felt contact surface is appropriate. Not recommended for use on VCT flooring (Vinyl Composition Tile). This model also has optional rear bump glides designed for environments where limited motion may be desired, such as areas for children with severe sensory integration problems or Autism. Models with the optional rear bump glides come standard with Graphite color glides. Optional configurations include an extra-large seat, upholstered padded seat, bump glides and felt strips. Metal surfaces are available chromed.



ANROCK14	12 $\frac{1}{2}$ " seat height.	494.00	2	12.5	3.23		175
ANROCK16	14 $\frac{1}{2}$ " seat height.	505.00	2	14.8	4.16		175
ANROCK18	17 $\frac{1}{2}$ " seat height.	542.00	2	21.7	6.08		250

**Optional Configurations** - Available with an 8-week lead time unless stated otherwise.

Extra-Large Seat - Add "EL" to model no. (e.g., ANROCK18EL). Available on 18" seat height chairs only.	+ 25.00	
Padded Seat - Add "P" to model no. (e.g., ANROCK18ELP). Available only on model ANROCK18EL.	+ 75.00	
Bump Glides - Add "BG" to model no. (e.g., ANROCK18BG).	No Upcharge	
Felt Strip on Each Leg - Add "FG" to model no. (e.g., ANROCK18FG).	No Upcharge	

### HOW TO ORDER:

- Plastic, upholstery and frame finish colors and color codes are listed on pages xi-xii.
- To order chairs, specify the model number, plastic seat and frame finish color codes (e.g., ANROCK18-BLU65-CHRM).
- To order chairs with upholstered seat pads, specify the model number, plastic seat, upholstery and frame finish color codes (e.g., ANROCK18ELP-BLU65-BLU270-CHRM).

## ANALOGY® SERIES - Floor Rocker

Ergonomically contoured polypropylene shell with a color-coordinated base. The base is covered with a non-marring black foam padded cushion for a smooth rock. Rockers provide a gentle back-and-forth motion and encourage healthy sitting. Approximate seat height is 5".



ANFLOCK15	K - 4th Grade. Overall dimensions: 16"W x 21"D x 17 $\frac{1}{2}$ "H.	353.00	1	9.7	3.64		250
ANFLOCK18	5th Grade and up. Overall dimensions: 16"W x 22"D x 19"H.	388.00	1	12.0	5.26		250

### HOW TO ORDER:

- Plastic colors and color codes are listed on page xi.
- To order chairs, specify the model number and plastic seat color codes (e.g., ANFLOCK15-BLU51).

## ANALOGY® SERIES - Cantilever Chairs

Tubular steel frame and ergonomically contoured polypropylene shell. Optional configurations include a bookrack for 16" and 18" seat height only, an extra-large seat. Four nylon, swiveling, self-leveling nylon-base glides, two of which cover the ends of the frame tubes. Optional swiveling, self-leveling steel-base and felt-base glides are available. Metal surfaces are available chromed or with a powder coat finish. Standard with Graphite color glides only.



ANCANT14	13 $\frac{1}{2}$ " seat height.	386.00	2	12.6	3.23		175
ANCANT16	16" seat height.	404.00	2	15.0	4.16		250
ANCANT18	17 $\frac{1}{2}$ " seat height.	443.00	2	17.9	5.99		250

**Optional Configurations** - Available with an 8-week lead time unless stated otherwise.

Bookrack - Add "BR" to model no. (e.g., ANCANT16BR). Available on 16" and 18" seat height chairs only.	+ 45.00	
Extra-Large Seat - Add "EL" to model no. (e.g., ANCANT18EL). Available on 18" seat height chairs only.	+ 25.00	
Padded Seat - Add "P" to model no. (e.g., ANCANT18ELP). Available only on model ANCANT18EL.	+ 75.00	

### HOW TO ORDER:

- Plastic, upholstery and frame finish colors and color codes are listed on pages xi-xii.
- To order chairs, specify the model number, plastic seat and frame finish color codes (e.g., ANCANT18-BLU65-CHRM).
- To order chairs with upholstered seat pads, specify the model number, plastic seat, upholstery and frame finish color codes (e.g., ANCANT18ELP-BLU65-BLU270-CHRM).

Analogy Series continued on page 12.

# CHAIRS

SOLD IN FULL CARTONS ONLY

Model No.	Description	Unit Price F.O.B. Warehouse	Units Per Carton	Unit Weight	Unit Cube	Fed Ex.	Freight Class
-----------	-------------	-----------------------------------	------------------------	----------------	--------------	------------	------------------

## ANALOGY® SERIES - R2M (Room to Move®) Mobile Task Chairs

Ergonomically contoured polypropylene shell, a pneumatic cylinder. Chair moves with you to help activate your best sitting position. With an ergonomic seat secured by four air coils that flex and compress as you move, the chair provides controlled movement in all directions from front-to-back, side-to-side and in-between. Chair swivels 360°. Pedestal base has a five-prong construction. Five 2" diameter, dual-wheel, hooded swivel casters. Optional configurations include an extra-large seat and upholstered padded seat. Optional 5-pack of fixed glides and 5-pack of soft-wheel casters are available.

ANR2MTASK18	17½"-20½" seat height.	899.00	1	25.7	5.19	*	250
UGLIDE	Optional Fixed Glides (5 pack).	84.00	1	1.0	0.09		65
U9024CAST	Optional Soft-Wheel Casters (5 pack).	127.00	1	1.3	0.09		65

**Optional Configurations** - Available with an 8-week lead time unless stated otherwise.

Extra-Large Seat - Add "EL" to model no. (e.g., ANR2MTASK18EL).	+ 25.00	
---	---------	--

Padded Seat - Add "P" to model no. (e.g., ANR2MTASK18ELP).	+ 75.00	
--	---------	--

### HOW TO ORDER:

- Plastic, upholstery and base colors and color codes are listed on pages xi-xii.
- To order chairs, specify the model number, plastic seat color and base color codes (e.g., ANR2MTASK18-BLU65-BLK01).
- To order chairs with upholstered seat pads, specify the model number, plastic seat, upholstery and base color codes (e.g., ANR2MTASK18ELP-BLU65-BLU270-BLK01).

## ANALOGY® SERIES - Mobile Task Chairs

Ergonomically contoured polypropylene shell, a pneumatic cylinder. Chair swivels 360°. Pedestal base has a five-prong construction. Five 2" diameter, dual-wheel, hooded swivel casters. Optional configurations include an extra-large seat, upholstered padded seat for model ANTASK18EL only. Optional 5-pack of fixed glides and 5-pack of soft-wheel casters are available.

ANTASK16	12½" to 15½" seat height.	738.00	1	19.3	3.73		100
ANTASK18	15½" to 20½" seat height.	832.00	1	24.6	4.82		100
UGLIDE	Optional Fixed Glides (5 pack).	84.00	1	1.0	0.09		65
U9024CAST	Optional Soft-Wheel Casters (5 pack).	127.00	1	1.3	0.09		65

**Optional Configurations** - Available with an 8-week lead time unless stated otherwise.

Extra-Large Seat - Add "EL" to model no. (e.g., ANTASK18EL). Available on model ANTASK18 only.	+ 25.00	
--	---------	--

Padded Seat - Add "P" to model no. (e.g., ANTASK18ELP). Available only on model ANTASK18EL.	+ 75.00	
---	---------	--

### HOW TO ORDER:

- Plastic, upholstery and base colors and color codes are listed on pages xi-xii.
- To order chairs, specify the model number, plastic seat color and base color codes (e.g., ANTASK18-BLU65-BLK01).
- To order chairs with upholstered seat pads, specify the model number, plastic seat, upholstery and base color codes (e.g., ANTASK18ELP-BLU65-BLU270-BLK01).

## ANALOGY® SERIES - Lab Stools

Ergonomically contoured polypropylene shell, a pneumatic cylinder. Chair swivels 360°. Pedestal base has a five-prong construction. Adjustable 18" diameter Chrome footring. Five 2" diameter, dual-wheel, hooded swivel casters. Seat height adjusts from 19¾" to 26¾"; the footring is adjustable from 8" to 14". The overall height is adjustable from 33¾" to 40¾". Optional configurations include an extra-large seat, upholstered padded seat for model ANLABEL only. Optional 5-pack of fixed glides and 5-pack of soft-wheel casters are available.

ANLAB	Lab stool.	996.00	1	28.6	4.82		175
UGLIDE	Optional Fixed Glides (5 pack).	84.00	1	1.0	0.09		65
U9024CAST	Optional Soft-Wheel Casters (5 pack).	127.00	1	1.3	0.09		65

**Optional Configurations** - Available with an 8-week lead time unless stated otherwise.

Extra-Large Seat - Add "EL" to model no. (e.g., ANLABEL). Available on model ANLABEL only.	+ 25.00	
--	---------	--

Padded Seat - Add "P" to model no. (e.g., ANLABELP). Available only on model ANLABEL only.	+ 75.00	
--	---------	--

### HOW TO ORDER:

- Plastic, upholstery and base color codes are listed on pages xi-xii.
- To order lab stools, specify the model number, plastic seat and base color codes (e.g., ANLAB-BLU51-BLK01).
- To order lab stools with upholstered seat pads, specify the model number, plastic seat and base color codes (e.g., ANLABELP-BLU65-BLU270-BLK01).



Products on this page are GREENGUARD® certified.

Virco®



# CHAIRS

SOLD IN FULL CARTONS ONLY

Model No.	Description	Unit Price F.O.B. Warehouse	Units Per Carton	Unit Weight	Unit Cube	Fed Ex.	Freight Class
-----------	-------------	-----------------------------------	------------------------	----------------	--------------	------------	------------------

## CIVITAS® PLYWOOD SERIES - 4-Leg Chairs and Stools with Civitas Frame

Tubular steel frame, two-piece plywood seat and back, nylon-base swivel glides. Available in 18", 25" and 30" seat heights. Optional steel-base and felt-base glides are available. Optional configurations include twin-wheel swivel casters. Metal surfaces are available chromed or with a powder coat finish.



CW18	18" seat height, plywood seat and back.	1495.00	1	21.2	9.51	*	250
CW25	25" seat height, plywood seat and back.	1654.00	1	26.6	12.26		250
CW30	30" seat height, plywood seat and back.	1743.00	1	28.7	14.66		250

**Optional Configurations** - Available with an 8-week lead time unless stated otherwise.

Casters - Add "C" to model no. (e.g., CW18C). Available on 18" seat height chairs only.

+ 50.00

### HOW TO ORDER:

- Wood stains and frame finish colors and color codes are listed on page xii.
- To order chairs and stools, specify the model number, wood stain and frame finish color codes (e.g., CW18-RED19-CHRM).
- Glide Options: Felt-Base Glides - Add "FG" to model no. (e.g. CW18FG); Steel-Base Glides - Add "SG" to model no. (e.g. CW18SG).

## METAPHOR® SERIES - 4-Leg Stack Chairs

Tubular steel frame, one-piece molded polypropylene shell. Optional configurations include a bookrack, ganging device. Nylon-base swivel glides. Optional steel-base and felt-base glides are available. Standard with Graphite color glides only. Metal surfaces are available chromed or with a powder coat finish.



N912	12½" seat height.	235.00	4	9.8	1.38		125
N914	14½" seat height.	235.00	4	10.3	1.51		125
N916	16½" seat height.	272.00	4	13.0	2.11		125
N918	18" seat height.	307.00	4	14.7	2.69		175

**Optional Configurations** - Available with an 8-week lead time unless stated otherwise.

Bookrack - Add "BR" to model no. (e.g., N918BR). (For 18" seat height only).

+ 45.00

Ganging Device - Add "G" to model no. (e.g., N918G) (For 18" seat height only. Min. order -100).

+ 35.00

### HOW TO ORDER:

- Plastic and frame finish colors and color codes are listed on pages xi-xii.
- To order chairs, specify the model number, plastic seat and frame finish color codes (e.g., N918-RED70-CHRM).
- Glide Options: Felt-Base Glides - Add "FG" to model no. (e.g. N918FG); Steel-Base Glides - Add "SG" to model no. (e.g. N918SG).

## METAPHOR® SERIES - Mobile Task Chairs

One-piece molded polypropylene shell, a pneumatic cylinder. Chair swivels 360°. Pedestal base has a five-prong construction. Five 2" diameter, dual-wheel, hooded swivel casters. Optional 5-pack of fixed glides and 5-pack of soft-wheel casters are available.



N9TASK16	13¾" to 16¾" seat height.	709.00	1	20.9	3.73		100
N9TASK18	15"-19¾" seat height.	807.00	1	24.8	4.82		175
UGLIDE	Optional Fixed Glides (5 pack).	84.00	1	1.0	0.09		65
U9024CAST	Optional Soft-Wheel Casters (5 pack).	127.00	1	1.3	0.09		65

### HOW TO ORDER:

- Plastic and base colors and color codes are listed on pages xi-xii.
- To order chairs, specify the model number, plastic seat color and base color codes (e.g., N9TASK18-BLU51-BLK01).

## METAPHOR® SERIES - Lab Stools

One-piece molded polypropylene shell, pneumatic cylinder. Chair swivels 360°. Pedestal base has a five-prong construction. Adjustable 18" diameter Chrome footring. Five 2" diameter, dual-wheel, hooded swivel casters. Seat height adjusts from 18¾" to 26¼"; the footring is adjustable from 8" to 14". The overall height is adjustable from 32" to 39½". Optional 5-pack of fixed glides and 5-pack of soft-wheel casters are available.



N9LAB	Lab stool.	942.00	1	29.8	4.82		125
UGLIDE	Optional Fixed Glides (5 pack).	84.00	1	1.0	0.09		65
U9024CAST	Optional Soft-Wheel Casters (5 pack).	127.00	1	1.3	0.09		65

### HOW TO ORDER:

- Plastic and base colors and color codes are listed on pages xi-xii.
- To order chairs, specify the model number, plastic seat color and base color codes (e.g., N9LAB-BLU51-BLK01).



Products on this page are GREENGUARD® certified.

# CHAIRS

SOLD IN FULL CARTONS ONLY

Model No.	Description	Unit Price F.O.B. Warehouse	Units Per Carton	Unit Weight	Unit Cube	Fed Ex.	Freight Class
-----------	-------------	-----------------------------------	------------------------	----------------	--------------	------------	------------------

## N2 SERIES - 4-Leg Stack Chairs

Tubular steel frame, one-piece molded polypropylene shell. Optional configurations include a bookrack, extra-large seat, and a ganging device for 18" seat height only. Nylon-base swivel glides. Optional steel-base and felt-base glides are available. Metal surfaces are available chromed or with a powder coat finish.

N212	12" seat height.	186.00	4	6.5	1.38		175
N214	14" seat height.	186.00	4	7.0	1.51	*	175
N216	16" seat height.	209.00	4	8.0	2.42		250
N218	18" seat height.	219.00	4	11.0	2.46		175

**Optional Configurations** - Available with an 8-week lead time unless stated otherwise.

Bookrack - Add "BR" to model no. (e.g., N218BR). (For 18" seat height only).	+ 45.00	
Extra-Large Seat - Add "EL" to model no. (e.g., N218EL). (For 18" seat height only-Bookracks and Ganging Devices are not available with this option).	+ 25.00	
Ganging Device - Add "G" to model no. (e.g., N218G) (For 18" seat height only) (Min. order -100).	+ 35.00	

### HOW TO ORDER:

- Plastic and frame finish colors and color codes are listed on pages xi-xii.
- To order chairs, specify the model number, plastic seat and frame finish color codes (e.g., N218-RED70-CHRM).
- Glide Options: Felt-Base Glides - Add "FG" to model no. (e.g. N218FG); Steel-Base Glides - Add "SG" to model no. (e.g. N218SG).

## N2 SERIES - Mobile Chairs

Tubular steel legs, one-piece, molded polypropylene shell, four 2" dual-wheel swivel casters. Optional configurations include an extra-large seat. An optional 4-pack of soft-wheel casters is available. Metal surfaces are available chromed or with a powder coat finish. For use on both carpeted and non-carpeted floors.

N250	18" seat height.	322.00	2	14.4	5.29	*	250
U9050CAST	Optional Soft-Wheel Casters (4 pack).	127.00	1	1.0	0.09		65

**Optional Configurations** - Available with an 8-week lead time unless stated otherwise.

Extra-Large Seat - Add "EL" to model no. (e.g., N250EL).	+ 25.00	
--	---------	--

### HOW TO ORDER:

- Plastic and frame finish colors and color codes are listed on pages xi-xii.
- To order chairs, specify the model number, plastic seat and frame finish color codes (e.g., N250-BLU51-CHRM).

## N2 SERIES - Mobile Task Chairs (Adjustable-Height)

One-piece molded polypropylene shell, a pneumatic cylinder. Chair swivels 360°. Pedestal base has a five-prong construction. Five 2" diameter, dual-wheel, hooded swivel casters. Optional 5-pack of fixed glides and 5-pack of soft-wheel casters are available.

N260GC	18 <sup>1</sup> / <sub>2</sub> " to 22 <sup>1</sup> / <sub>2</sub> " seat height.	801.00	1	34.7	5.19	*	125
UGLIDE	Optional Fixed Glides (5 pack).	84.00	1	1.0	0.09		65
U9024CAST	Optional Soft-Wheel Casters (5 pack).	127.00	1	1.3	0.09		65

### HOW TO ORDER:

- Plastic and base color codes are listed on pages xi-xii.
- To order task chairs, specify the model number, plastic seat and base color codes (e.g., N260GC-BLU51-BLK01).

## N2 SERIES - Lab Stools

One-piece molded polypropylene shell, a pneumatic cylinder. Chair swivels 360°. Pedestal base has a five-prong construction. Adjustable 18" diameter Chrome footring. Five 2" diameter, dual-wheel, hooded swivel casters. Optional 5-pack of fixed glides and 5-pack of soft-wheel casters are available.

N260GCLS	22 <sup>1</sup> / <sub>2</sub> " to 28 <sup>1</sup> / <sub>2</sub> " seat height.	953.00	1	35.1	5.32	*	125
UGLIDE	Optional Fixed Glides (5 pack).	84.00	1	1.0	0.09		65
U9024CAST	Optional Soft-Wheel Casters (5 pack).	127.00	1	1.3	0.09		65

### HOW TO ORDER:

- Plastic and base color codes are listed on pages xi-xii.
- To order task and lab stools, specify the model number, plastic seat and base color codes (e.g., N260GCLS-BLU51-BLK01).



Products on this page are GREENGUARD® certified.

Virco®

# CHAIRS

SOLD IN FULL CARTONS ONLY

Model No.	Description	Unit Price F.O.B. Warehouse	Units Per Carton	Unit Weight	Unit Cube	Fed Ex.	Freight Class
-----------	-------------	-----------------------------------	------------------------	----------------	--------------	------------	------------------

## PARISON® SERIES - 4-Leg Chairs

Tubular steel frame, two-piece molded polypropylene shell. Available in 18", 25" and 30" seat heights. Optional configurations include casters and upholstered seat pads. Chairs with upholstered seat consist of polyurethane foam covered with fabric. Nylon-base swivel glides. Optional steel-base and felt-base glides are available. Metal surfaces are available chromed or with a powder coat finish.



PS18	18" seat height.	459.00	4	16.2	3.55	*	175
PS25	25" seat height.	728.00	2	21.7	7.02	*	250
PS30	30" seat height.	765.00	2	22.9	7.71	*	250

**Optional Configurations** - Available with an 8-week lead time unless stated otherwise.

Casters - Add "C" to model no. (e.g., PS18C). Available on 18" seat height only.

+ 50.00

Padded Seat - Add "P" to model no. (e.g., PS25P).

+ 60.00

### HOW TO ORDER:

- Plastic, upholstery and frame finish colors and color codes are listed on pages xi-xii.
- To order chairs, specify the model number, plastic seat and frame finish color codes (e.g., PS25-BRN14-CHRM).
- To order chairs with upholstered padded seat, specify the model number, plastic seat, upholstery and frame finish color codes (e.g., PS25P-BRN14-BLK656-CHRM).
- Glide Options: Felt-Base Glides - Add "FG" to model no. (e.g. PS18FG); Steel-Base Glides - Add "SG" to model no. (e.g. PS18SG).

## PARISON® SERIES - Mobile Task Chairs

Chair swivels 360°. Pedestal base has a five-prong construction. Optional configurations include armrests and upholstered seat pads. Chairs with upholstered seat consist of polyurethane foam covered with fabric. Five 2" diameter, dual-wheel, hooded swivel casters. Metal surfaces are available chromed or with a powder coat finish. Optional 5-pack of fixed glides and 5-pack of soft-wheel casters are available.



PSTASK18	16"-20½" seat height.	996.00	1	26.5	4.82	*	175
UGLIDE	Optional Fixed Glides (5 pack).	84.00	1	1.0	0.09		65
U9024CAST	Optional Soft-Wheel Casters (5 pack).	127.00	1	1.3	0.09		65

**Optional Configurations** - Available with an 8-week lead time unless stated otherwise.

Armrests - Add "A" to model no. (e.g., PSTASK18A). Armrests are only available in Graphite color.

+ 30.00

Padded Seat - Add "P" to model no. (e.g., PSTASK18P).

+ 60.00

### HOW TO ORDER:

- Plastic, upholstery and frame finish colors and color codes are listed on pages xi-xii.
- To order task chairs, specify the model number, plastic seat and base color codes (e.g., PSTASK18-BLU51-BLK01).
- To order task chairs with upholstered seat pad, specify the model number, plastic seat, upholstery and base color codes (e.g., PSTASK18P-BRN14-BLK656-BLK01).

## SAGE™ SERIES - 4-Leg Stack Chairs

Tubular steel frame, one-piece molded polypropylene shell with color-coordinated glide sleeves. Optional configurations include armrests, a bookrack, ganging device, and a seat pad for 18" seat height only (except where noted below). Models with molded polypropylene armrests cannot accept an optional ganging device. Nylon-base swivel glides. Optional steel-base and felt-base glides are available. 10" seat height does not have color-coordinated glide sleeves. Metal surfaces are available chromed or with a powder coat finish.



SG410	10" seat height.	391.00	5	7.7	1.10		125
SG413	13" seat height.	391.00	5	9.4	1.54		125
SG415	15" seat height.	399.00	5	11.2	2.08		175
SG418	18" seat height.	447.00	4	15.5	3.13		175
SG419	19" seat height.	490.00	4	16.0	3.56		175

**Optional Configurations** - Available with an 8-week lead time unless stated otherwise.

Armrests - Add "A" to model no. (e.g., SG418A). Armrests are not available on 10" seat height chairs. Armrests are only available in Graphite color.

+ 30.00

Bookrack - Add "BR" to model no. (e.g., SG418BR). Available on 18" and 19" seat height chairs only.

+ 45.00

Ganging Device - Add "G" to model no. (e.g., SG418G) (Min. order -100). Available on 18" and 19" seat height chairs only. Cannot use ganging device on chairs with armrests.

+ 35.00

Padded Seat - Add "P" to model no. (e.g., SG418P). Available on 18" and 19" seat height chairs only.

+ 60.00

### HOW TO ORDER:

- Plastic, upholstery and frame finish colors and color codes are listed on pages xi-xii.
- To order chairs, specify the model number, plastic seat and frame finish color codes (e.g., SG418-BLU40-CHRM).
- To order chairs with upholstered padded seat, specify the model number, plastic seat, upholstery and frame finish color codes (e.g., SG418P-BLU65-BLU270-CHRM).
- Glide Options: Felt-Base Glides - Add "FG" to model no. (e.g. SG418FG); Steel-Base Glides - Add "SG" to model no. (e.g. SG418SG).

Sage Series continued on page 16.

# CHAIRS

SOLD IN FULL CARTONS ONLY

Model No.	Description	Unit Price F.O.B. Warehouse	Units Per Carton	Unit Weight	Unit Cube	Fed Ex.	Freight Class
-----------	-------------	-----------------------------------	------------------------	----------------	--------------	------------	------------------

## SAGE™ SERIES - C2M (Choose to Move) 4-Leg Chairs

Tubular steel frame and ergonomically contoured polypropylene shell. While the chair is in active mode, you can move from side-to-side or back-and-forth, letting students shift and adjust to their most comfortable position. When general seating is more appropriate, a simple twist transforms the chair into an ergonomic, fixed position. Optional configurations include upholstered seat pads. Nylon-base swivel glides. Optional steel-base and felt-base glides are available. Standard with Graphite glide sleeves only. Metal surfaces are available chromed.



SGC2M15	15" seat height.	587.00	1	18.5	6.25	*	250
SGC2M18	18" seat height.	657.00	1	24.8	9.51	*	250

**Optional Configurations** - Available with an 8-week lead time unless stated otherwise.

Padded Seat - Add "P" to model no. (e.g., SGC2M18P). Available on 18" seat height only.

+ 60.00

### HOW TO ORDER:

- Plastic, upholstery and frame finish colors and color codes are listed on pages xi-xii.
- To order chairs, specify the model number, plastic seat and frame finish color codes (e.g., SGC2M18-BLU40-CHRM).
- To order chairs with upholstered padded seat, specify the model number, plastic seat, upholstery and frame finish color codes (e.g., SGC2M18P-BLU65-BLU270-CHRM).
- Glide Options: Felt-Base Glides - Add "FG" to model no. (e.g. SGC2M18FG); Steel-Base Glides - Add "SG" to model no. (e.g. SGC2M18SG).

## SAGE™ SERIES - 4-Leg Chairs with Civitas Frame

Tubular steel frame, one-piece molded polypropylene shell. Available in 18", 25" and 30" seat heights. Optional configurations include casters and upholstered seat pads. Nylon-base swivel glides. Optional steel-base and felt-base glides are available. Metal surfaces are available chromed or with a powder coat finish.



CS18	18" seat height.	404.00	4	14.3	3.13	*	175
CS25	25" seat height.	572.00	2	19.4	7.02		175
CS30	30" seat height.	607.00	2	20.5	7.71		175

**Optional Configurations** - Available with an 8-week lead time unless stated otherwise.

Casters - Add "C" to model no. (e.g., CS18C). Available on 18" seat height chairs only.

+ 50.00

Padded Seat - Add "P" to model no. (e.g., CS18P).

+ 60.00

### HOW TO ORDER:

- Plastic, upholstery and frame finish colors and color codes are listed on pages xi-xii.
- To order chairs, specify the model number, plastic seat and frame finish color codes (e.g., CS18-BLU40-CHRM).
- To order chairs with upholstered padded seat, specify the model number, plastic seat, upholstery and frame finish color codes (e.g., CS18P-BLU65-BLU270-CHRM).
- Glide Options: Felt-Base Glides - Add "FG" to model no. (e.g. CS18FG); Steel-Base Glides - Add "SG" to model no. (e.g. CS18SG).

## SAGE™ CONTRACT SERIES CHAIRS

Tubular steel frame, one-piece molded polypropylene shell, nylon-base swivel glides. Optional configurations include casters, a bookrack and padded seat pad. Models with a seat pad consist of polyurethane foam covered with fabric. Optional steel-base and felt-base glides are available. Metal surfaces are available chromed or with a powder coat finish. Stacking Capabilities: Model SG1 chairs are stackable up to 4 high when used with Virco's model HCT4 or HCT789 chair trucks. Virco recommends that model SG1 chairs be stacked only with other model SG1 chairs. Model SG1 chairs, which are not upholstered and do not have a molded plastic underseat cover to help protect the upholstered seat pad fabric of stacked chairs, should not be inter-stacked with model SG1P chairs, which have a padded, upholstered seat.



SG1	17½" seat height.	467.00	2	19.0	5.60	*	175
-----	-------------------	--------	---	------	------	---	-----

**Optional Configurations** - Available with an 8-week lead time unless stated otherwise.

Bookrack - Add "BR" to model no. (e.g., SG1BR).

+ 45.00

Padded Seat - Add "P" to model no. (e.g., SG1P).

+ 60.00

Casters - Add "C" to model no. (e.g., SG1C).

+ 50.00

### HOW TO ORDER:

- Plastic, upholstery and frame finish colors and color codes are listed on pages xi-xii.
- To order chairs, specify the model number, plastic seat and frame finish color codes (e.g., SG1-BLU40-CHRM).
- To order chairs with upholstered padded seat, specify the model number, plastic seat, upholstery and frame finish color codes (e.g., SG1P-BLU65-BLU270-CHRM).
- Glide Options: Felt-Base Glides - Add "FG" to model no. (e.g. SG1FG); Steel-Base Glides - Add "SG" to model no. (e.g. SG1SG).

## SAGE™ SERIES - 4-Leg Stacking Caster Chair

Tubular steel frame, one-piece molded polypropylene shell. Four 2" dual-wheel casters. Recommend chairs stack 5 high. Metal surfaces are available chromed or with a powder coat finish.



SGST13C	13" seat height.	508.00	4	10.6	2.18		175
SGST15C	15" seat height.	526.00	4	12.8	2.85		175
SGST18C	18" seat height.	561.00	4	16.6	4.33		175

### HOW TO ORDER:

- Plastic and frame finish colors and color codes are listed on pages xi-xii.
- To order chairs, specify the model number, plastic seat and frame finish color codes (e.g., SGST18C-BLU40-CHRM).

Sage Series continued on page 17.



Products on this page are GREENGUARD® certified.

Virco®

# CHAIRS

SOLD IN FULL CARTONS ONLY

Model No.	Description	Unit Price F.O.B. Warehouse	Units Per Carton	Unit Weight	Unit Cube	Fed Ex.	Freight Class
-----------	-------------	-----------------------------------	------------------------	----------------	--------------	------------	------------------

## SAGE™ SERIES - Rocking Chairs

Tubular steel frame, one-piece molded polypropylene shell with color-coordinated glides. Optional configurations include armrests. Four nylon glides, two of which cover the ends of the frame tubes. Recommended for use on carpeted surfaces only; however, an optional factory-installed felt strip on the bottom of each leg is available for flooring applications where a felt contact surface is appropriate. Not recommended for use on VCT flooring (Vinyl Composition Tile). Models are available with optional rear bump glides designed for environments where limited motion may be desired, such as areas for children with severe sensory integration problems or Autism. Models with the optional rear bump glides come standard with Graphite color glides. Metal surfaces are available chromed.



SGROCK13	13" seat height.	555.00	2	12.1	3.23		175
SGROCK15	15" seat height.	562.00	2	14.8	4.16		175
SGROCK18	17½" seat height.	651.00	2	22.4	6.08		250

**Optional Configurations** - Available with an 8-week lead time unless stated otherwise.

Armrests - Add "A" to model no. (e.g., SGROCK13A). Armrests are only available in Graphite color.

+ 30.00

Bump Glides - Add "BG" to model no. (e.g., SGROCK18BG).

No Upcharge

Felt Strip on Each Leg - Add "FG" to model no. (e.g., SGROCK18FG).

No Upcharge

### HOW TO ORDER:

- Plastic and frame finish colors and color codes are listed on pages xi-xii.
- To order chairs, specify the model number, plastic seat and frame finish color codes (e.g., SGROCK18-BLU40-CHRM).

## SAGE™ SERIES - Floor Rocker

Ergonomically contoured polypropylene shell with a color-coordinated base. The base is covered with a non-marring black padded cushion for a smooth rock. Rockers provide a gentle back-and-forth motion and encourage healthy sitting. Optional configurations include upholstered padded seat for model SGFLROCK18 only. Approximate seat height is 5½".



SGFLROCK15	K - 4th Grade. Overall dimensions: 16"W x 21"D x 18"H	399.00	1	10.1	3.64		250
SGFLROCK18	5th Grade and up. Overall dimensions: 17½"W x 22½"D x 20¼"H	447.00	1	13.0	5.26		250

**Optional Configurations** - Available with an 8-week lead time unless stated otherwise.

Padded Seat - Add "P" to model no. (e.g., SGFLROCK18P). Available on model SGFLROCK18 only.

+ 60.00

### HOW TO ORDER:

- Plastic, upholstery and frame finish colors and color codes are listed on pages xi-xii.
- To order chairs, specify the model number and plastic seat color codes (e.g., SGFLROCK18-BLU40).
- To order chairs with upholstered seat pads, specify the model number, plastic seat and upholstery color codes (e.g., SGFLROCK18P-BLU65-BLU270).

## SAGE™ SERIES - Cantilever Chairs

Tubular steel frame, one-piece molded polypropylene shell. Optional configurations include armrests, a bookrack for 16" and 18½" seat height only, upholstered padded seat for model SGCANT18 only. Four nylon, swiveling, self-leveling nylon-base glides, two of which cover the ends of the frame tubes. Optional swiveling, self-leveling steel-base and felt-base glides are available. Standard with Graphite color glides only. Metal surfaces are available chromed or with a powder coat finish.



SGCANT13	13½" seat height.	410.00	2	12.0	3.23		250
SGCANT15	16" seat height.	421.00	2	14.9	4.16		250
SGCANT18	18½" seat height.	467.00	2	18.9	5.99		250

**Optional Configurations** - Available with an 8-week lead time unless stated otherwise.

Armrests - Add "A" to model no. (e.g., SGCANT18A). Armrests are only available in Graphite color. Available on 18" seat height chairs only.

+ 30.00

Bookrack - Add "BR" to model no. (e.g., SGCANT18BR). Available on 16" and 18" seat height chairs only.

+ 45.00

Padded Seat - Add "P" to model no. (e.g., SGCANT18P). Available on 18" seat height chairs only.

+ 60.00

### HOW TO ORDER:

- Plastic, upholstery and frame finish colors and color codes are listed on pages xi-xii.
- To order chairs, specify the model number, plastic seat and frame finish color codes (e.g., SGCANT18-BLU65-CHRM).
- To order chairs with upholstered seat pads, specify the model number, plastic seat, upholstery and frame finish color codes (e.g., SGCANT18P-BLU65-BLU270-CHRM).

## SAGE™ SERIES - R2M (Room to Move®) Mobile Task Chairs

Ergonomically contoured polypropylene shell, a pneumatic cylinder. Chair moves with you to help activate your best sitting position. With an ergonomic seat secured by four air coils that flex and compress as you move, the chair provides controlled movement in all directions from front-to-back, side-to-side and in-between. Chair swivels 360°. Pedestal base has a five-prong construction. Five 2" diameter, dual-wheel, hooded swivel casters. Optional 5-pack of fixed glides and 5-pack of soft-wheel casters are available.



SGR2MTASK18	17½"-20½" seat height.	932.00	1	27.3	5.19	*	175
UGLIDE	Optional Fixed Glides (5 pack).	84.00	1	1.0	0.09		65
U9024CAST	Optional Soft-Wheel Casters (5 pack).	127.00	1	1.3	0.09		65

### HOW TO ORDER:

- Plastic, upholstery and base colors and color codes are listed on pages xi-xii.
- To order chairs, specify the model number, plastic seat color and base color codes (e.g., SGR2MTASK18-BLU51-BLK01).

Sage Series continued on page 18.



Products on this page are GREENGUARD® certified.



# CHAIRS

SOLD IN FULL CARTONS ONLY

Model No.	Description	Unit Price F.O.B. Warehouse	Units Per Carton	Unit Weight	Unit Cube	Fed Ex.	Freight Class
-----------	-------------	-----------------------------------	------------------------	----------------	--------------	------------	------------------

## SAGE™ SERIES - Mobile Task Chairs

One-piece molded polypropylene shell, a pneumatic cylinder. Chair swivels 360°. Pedestal base has a five-prong construction. Five 2" diameter, dual-wheel, hooded swivel casters. Models are available with a seat pad that consists of polyurethane foam covered with fabric. Optional configurations include armrests. Optional 5-pack of fixed glides and 5-pack of soft-wheel casters are available.

SGTASK15	14"-17" seat height.	773.00	1	19.3	3.73		100
SGTASK18	16"-20½" seat height.	868.00	1	25.3	4.82		100
SGTASK18P	16"-20½" seat height, upholstered padded seat.	963.00	1	26.8	4.82		100
UGLIDE	Optional Fixed Glides (5 pack).	84.00	1	1.0	0.09		65
U9024CAST	Optional Soft-Wheel Casters (5 pack).	127.00	1	1.3	0.09		65

**Optional Configurations** - Available with an 8-week lead time unless stated otherwise.

Armrests - Add "A" to model no. (e.g., SGTASK18A). Armrests are only available in Graphite color. Available on model SGTASK18 and SGTASK18P only.

+ 30.00

### HOW TO ORDER:

- Plastic, upholstery and base color codes are listed on pages xi-xii.
- To order task chairs, specify the model number, plastic seat and base color codes (e.g., SGTASK18-BLU51-BLK01).
- To order task chairs with upholstered seat pads, specify the model number, plastic seat and base color codes (e.g., SGTASK18P-BLU65-BLU270-BLK01).

## SAGE™ SERIES - Lab Stools

One-piece molded polypropylene shell, pneumatic cylinder. Chair swivels 360°. Pedestal base has a five-prong construction. Adjustable 18" diameter Chrome footring. Five 2" diameter, dual-wheel, hooded swivel casters. Models are available with a seat pad that consists of polyurethane foam covered with fabric. Seat height adjusts from 19½" to 27"; the footring is adjustable from 8" to 14". The overall height is adjustable from 34½" to 42". Optional 5-pack of fixed glides and 5-pack of soft-wheel casters are available.

SGLAB	Lab stool.	1049.00	1	29.3	4.82		125
SGLABP	Lab stool, upholstered padded seat.	1092.00	1	30.8	4.82		100
UGLIDE	Optional Fixed Glides (5 pack).	84.00	1	1.0	0.09		65
U9024CAST	Optional Soft-Wheel Casters (5 pack).	127.00	1	1.3	0.09		65

### HOW TO ORDER:

- Plastic, upholstery and base color codes are listed on pages xi-xii.
- To order lab stools, specify the model number, plastic seat and base color codes (e.g., SGLAB-BLU51-BLK01).
- To order lab stools with upholstered padded seat, specify the model number, plastic seat and base color codes (e.g., SGLABP-BLU65-BLU270-BLK01).

## TELOS® SERIES - 4-Leg Stack Chairs

Tubular steel frame, molded Martest® 21 or Fortified Recycled Wood™ (FRW™) hard plastic seat and back. Optional configurations include a ganging device. Nylon-base swivel glides. Optional steel-base and felt-base glides are available. Metal surfaces are available chromed or with a powder coat finish.

N312	12" seat height.	369.00	4	14.2	1.38		92.5
N314	14" seat height.	369.00	4	15.0	1.51		100
N316	16" seat height.	391.00	4	19.2	2.11		100
N318	18" seat height.	403.00	4	22.1	2.69		100

**Optional Configurations** - Available with an 8-week lead time unless stated otherwise.

Ganging Device - Add "G" to model no. (e.g., N318G) (Min. order -100). Available on 18" seat height chairs only.

+ 35.00

### HOW TO ORDER:

- Plastic and frame finish colors and color codes are listed on pages xi-xii.
- To order chairs, specify the model number, plastic seat, and frame finish color codes (e.g., N318-BLU40-CHRM).
- Glide Options: Felt-Base Glides - Add "FG" to model no. (e.g. N318FG); Steel-Base Glides - Add "SG" to model no. (e.g. N318SG).

## TELOS® SERIES - Mobile Task Chairs

Martest® 21 or Fortified Recycled Wood™ (FRW™) hard plastic seat and back, a pneumatic cylinder. Chair swivels 360°. Pedestal base has a five-prong construction. Five 2" diameter, dual-wheel, hooded swivel casters. Optional 5-pack of fixed glides and 5-pack of soft-wheel casters are available.

N3TASK16	13¾" to 16¾" seat height.	773.00	1	27.2	3.73		100
N3TASK18	15"-19¾" seat height.	868.00	1	31.1	4.82		100
UGLIDE	Optional Fixed Glides (5 pack).	84.00	1	1.0	0.09		65
U9024CAST	Optional Soft-Wheel Casters (5 pack).	127.00	1	1.3	0.09		65

### HOW TO ORDER:

- Plastic and base color codes are listed on pages xi-xii.
- To order task chairs, specify the model number, plastic seat and base color codes (e.g., N3TASK18-BLU40-BLK01).

Telos Series continued on page 19.



Products on this page are GREENGUARD® certified.

Virco®



# CHAIRS

SOLD IN FULL CARTONS ONLY

Model No.	Description	Unit Price F.O.B. Warehouse	Units Per Carton	Unit Weight	Unit Cube	Fed Ex.	Freight Class
-----------	-------------	-----------------------------------	------------------------	----------------	--------------	------------	------------------

## TELOS® SERIES - Lab Stools

Martest® 21 or Fortified Recycled Wood™ (FRW™) hard plastic seat and back, a pneumatic cylinder. Chair swivels 360°. Pedestal base has a five-prong construction. Adjustable 18" diameter Chrome footring. Five 2" diameter, dual-wheel, hooded swivel casters. Seat height adjusts from 18½" to 26¼"; the footring shall be adjustable from 8" to 14". The overall height of this unit adjusts from 31⅞" to 39⅜". Optional 5-pack of fixed glides and 5-pack of soft-wheel casters are available.



N3LAB	Lab stool.	996.00	1	36.1	4.82		100
UGLIDE	Optional Fixed Glides (5 pack).	84.00	1	1.0	0.09		65
U9024CAST	Optional Soft-Wheel Casters (5 pack).	127.00	1	1.3	0.09		65

### HOW TO ORDER:

- Plastic and base color codes are listed on pages xi-xii.
- To order task chairs, specify the model number, plastic seat and base color codes (e.g., N3LAB-BLU40-BLK01).

## ZUMA® SERIES - 4-Leg Stack Chairs

Tubular steel frame, one-piece molded polypropylene shell with color-coordinated glides. Optional configurations include armrests, a bookrack, a ganging device for 18" seat height only. Models with molded polypropylene armrests cannot accept an optional ganging device. Nylon-base swivel glides. Optional steel-base and felt-base glides are available. 10" seat height does not have color-coordinated glide sleeves. Metal surfaces are available chromed or with a powder coat finish.



ZU410	10" seat height.	334.00	5	7.9	1.10		125
ZU413	13" seat height.	334.00	5	9.6	1.54		125
ZU415	15" seat height.	353.00	5	11.2	2.08		175
ZU418	18" seat height.	388.00	4	15.6	3.13		175

**Optional Configurations** - Available with an 8-week lead time unless stated otherwise.

Armrests - Add "A" to model no. (e.g., ZU413A). Armrests are only available in Graphite color. Available on 13", 15" and 18" seat height chairs only.

+ 30.00

Bookrack - Add "BR" to model no. (e.g., ZU418BR). Available on 18" seat height chairs only.

+ 45.00

Ganging Device - Add "G" to model no. (e.g., ZU418G) (Min. order -100) Available on 18" seat height chairs only.

+ 35.00

### HOW TO ORDER:

- Plastic and frame finish colors and color codes are listed on pages xi-xii.
- To order chairs, specify the model number, plastic seat and frame finish color codes (e.g., ZU418-BLU40-CHRM).
- Glide Options: Felt-Base Glides - Add "FG" to model no. (e.g. ZU418FG); Steel-Base Glides - Add "SG" to model no. (e.g. ZU418SG).

## ZUMA® SERIES - C2M (Choose to Move) 4-Leg Chairs

Tubular steel frame and ergonomically contoured polypropylene shell. While the chair is in active mode, you can move from side-to-side or back-and-forth, letting students shift and adjust to their most comfortable position. When general seating is more appropriate, a simple twist transforms the chair into an ergonomic, fixed position. Nylon-base swivel glides. Optional steel-base and felt-base glides are available. Standard with Graphite glide sleeves only. Metal surfaces are available chromed.



ZC2M15	15½" seat height.	595.00	1	18.4	6.25	*	250
ZC2M18	18" seat height.	666.00	1	24.4	9.51	*	250

### HOW TO ORDER:

- Plastic and frame finish colors and color codes are listed on pages xi-xii.
- To order chairs, specify the model number, plastic seat and frame finish color codes (e.g., ZC2M18-BLU40-CHRM).
- Glide Options: Felt-Base Glides - Add "FG" to model no. (e.g. ZC2M18FG); Steel-Base Glides - Add "SG" to model no. (e.g. ZC2M18SG).

## ZUMA® SERIES - 4-Leg Stacking Caster Chair

Tubular steel frame, one-piece molded polypropylene shell. Four 2" dual-wheel casters. Recommend chairs stack 5 high. Metal surfaces are available chromed or with a powder coat finish.



ZUST13C	13" seat height.	423.00	4	10.8	2.18		175
ZUST15C	15" seat height.	442.00	4	12.8	2.85		175
ZUST18C	18" seat height.	475.00	4	16.0	4.33		175

### HOW TO ORDER:

- Plastic and frame finish colors and color codes are listed on pages xi-xii.
- To order chairs, specify the model number, plastic seat and frame finish color codes (e.g., ZUST18C-BLU40-CHRM).

ZUMA Series continued on page 20.

# CHAIRS

SOLD IN FULL CARTONS ONLY

Model No.	Description	Unit Price F.O.B. Warehouse	Units Per Carton	Unit Weight	Unit Cube	Fed Ex.	Freight Class
-----------	-------------	-----------------------------------	------------------------	----------------	--------------	------------	------------------

## ZUMA® SERIES - 4-Leg Chairs with Civitas Frame

Tubular steel frame, one-piece molded polypropylene shell. Available in 18", 25" and 30" seat heights. Optional configurations include twin-wheel swivel casters. Nylon-base swivel glides. Optional steel-base and felt-base glides are available.

CZ18	18" seat height.	345.00	4	14.2	3.13	*	175
CZ25	25" seat height.	422.00	2	19.3	7.02		175
CZ30	30" seat height.	514.00	2	20.4	7.71		175

**Optional Configurations** - Available with an 8-week lead time unless stated otherwise.

Casters - Add "C" to model no. (e.g., CZ18C). Available on 18" seat height chairs only.

+ 50.00

### HOW TO ORDER:

- Plastic and frame finish colors and color codes are listed on pages xi-xii.
- To order chairs, specify the model number, plastic seat and frame finish color codes (e.g., CZ18-BLU40-CHRM).
- Glide Options: Felt-Base Glides - Add "FG" to model no. (e.g. CZ18FG); Steel-Base Glides - Add "SG" to model no. (e.g. CZ18SG).

## ZUMA® SERIES - Rocking Chairs

Tubular steel frame, one-piece molded polypropylene shell with color-coordinated glides. Optional configurations include armrests. Four nylon glides, two of which cover the ends of the frame tubes. Recommended for use on carpeted surfaces only; however, an optional factory-installed felt strip on the bottom of each leg is available for flooring applications where a felt contact surface is appropriate. Not recommended for use on VCT flooring (Vinyl Composition Tile). Models are available with optional rear bump glides designed for environments where limited motion may be desired, such as areas for children with severe sensory integration problems or Autism. Models with the optional rear bump glides come standard with Graphite color glides. Metal surfaces are available chromed.

ZROCK13	13" seat height.	494.00	2	12.1	3.23		175
ZROCK15	15" seat height.	505.00	2	14.8	4.16		175
ZROCK18	18" seat height.	542.00	2	21.7	6.08		250

**Optional Configurations** - Available with an 8-week lead time unless stated otherwise.

Armrests - Add "A" to model no. (e.g., ZROCK13A). Armrests are only available in Graphite color.

+ 30.00

Bump Glides - Add "BG" to model no. (e.g., ZROCK18BG).

No Upcharge

Felt Strip on Each Leg - Add "FG" to model no. (e.g., ZROCK18FG).

No Upcharge

### HOW TO ORDER:

- Plastic and frame finish colors and color codes are listed on pages xi-xii.
- To order chairs, specify the model number, plastic seat and frame finish color codes (e.g., ZROCK18-BLU40-CHRM).

## ZUMA® SERIES - Floor Rocker

Ergonomically contoured polypropylene shell with a color-coordinated base. The base is covered with a non-marring black padded cushion for a smooth rock. Rockers provide a gentle back-and-forth motion and encourage healthy sitting. Approximate seat height is 5¼".

ZFLOOR15	K - 4th Grade. Overall dimensions: 16"W x 21"D x 17¼"H.	353.00	1	10.0	3.64		250
ZFLOOR18	5th Grade and up. Overall dimensions: 18"W x 22½"D x 19½"H.	388.00	1	12.5	5.26		250

### HOW TO ORDER:

- Plastic colors and color codes are listed on page xi.
- To order chairs, specify the model number and plastic seat color codes (e.g., ZFLOOR15-BLU51).

## ZUMA® SERIES - Cantilever Chairs

Tubular steel frame, one-piece molded polypropylene shell. Optional configurations include armrests, a bookrack for 15½" and 18" seat height only. Four nylon, swiveling, self-leveling nylon-base glides, two of which cover the ends of the frame tubes. Optional swiveling, self-leveling steel-base and felt-base glides are available. Metal surfaces are available chromed or with a powder coat finish. Standard with Graphite color glides only.

ZCANT13	13½" seat height.	386.00	2	12.2	3.23		175
ZCANT15	15½" seat height.	404.00	2	14.9	4.16		250
ZCANT18	18" seat height.	443.00	2	18.3	5.99		250

**Optional Configurations** - Available with an 8-week lead time unless stated otherwise.

Armrests - Add "A" to model no. (e.g., ZCANT18A). (For 18" seat height) Armrests are only available in Graphite color.

+ 30.00

Bookrack - Add "BR" to model no. (e.g., ZCANT15BR). (For 15" and 18" seat heights)

+ 45.00

### HOW TO ORDER:

- Plastic and frame finish colors and color codes are listed on pages xi-xii.
- To order chairs, specify the model number, plastic seat and frame finish color codes (e.g., ZCANT18-BLU51-CHRM).

ZUMA Series continued on page 21.



Products on this page are GREENGUARD® certified.

Virco®

# CHAIRS

SOLD IN FULL CARTONS ONLY

Model No.	Description	Unit Price F.O.B. Warehouse	Units Per Carton	Unit Weight	Unit Cube	Fed Ex.	Freight Class
-----------	-------------	-----------------------------------	------------------------	----------------	--------------	------------	------------------

## ZUMA® SERIES - Stacking Cantilever Chairs

Tubular steel frame, one-piece molded polypropylene shell. Recommend chairs stack 4 high. Under-seat bumpers protect contact surfaces and allow chair to easily rest on table/desk surface. Four nylon, swiveling, self-leveling nylon-base glides, two of which cover the ends of the frame tubes. Optional swiveling, self-leveling steel-base and felt-base glides are available. Metal surfaces are available chromed or with a powder coat finish. Standard with Graphite color glides only.

ZSTCANT13	13" seat height.	397.00	4	11.2	2.02		250
ZSTCANT15	15" seat height.	414.00	4	13.1	2.61		250
ZSTCANT18	18" seat height.	448.00	4	19.3	4.07		250

### HOW TO ORDER:

- Plastic and frame finish colors and color codes are listed on pages xi-xii.
- To order chairs, specify the model number, plastic seat and frame finish color codes (e.g., ZSTCANT18-BLU51-CHRM).

## ZUMA® SERIES - R2M (Room to Move®) Mobile Task Chairs

Ergonomically contoured polypropylene shell, a pneumatic cylinder. Chair moves with you to help activate your best sitting position. With an ergonomic seat secured by four air coils that flex and compress as you move, the chair provides controlled movement in all directions from front-to-back, side-to-side and in-between. Chair swivels 360°. Pedestal base has a five-prong construction. Five 2" diameter, dual-wheel, hooded swivel casters. Optional 5-pack of fixed glides and 5-pack of soft-wheel casters are available.

ZR2MTASK18	17½"-20½" seat height.	899.00	1	26.8	5.19	*	175
UGLIDE	Optional Fixed Glides (5 pack).	84.00	1	1.0	0.09		65
U9024CAST	Optional Soft-Wheel Casters (5 pack).	127.00	1	1.3	0.09		65

### HOW TO ORDER:

- Plastic and base colors and color codes are listed on pages xi-xii.
- To order chairs, specify the model number, plastic seat color and base color codes (e.g., ZR2MTASK18-BLU51-BLK01).

## ZUMA® SERIES - Mobile Task Chairs

One-piece molded polypropylene shell, a pneumatic cylinder. Chair swivels 360°. Pedestal base has a five-prong construction. Five 2" diameter, dual-wheel, hooded swivel casters. Optional configurations include armrests. Optional 5-pack of fixed glides and 5-pack of soft-wheel casters are available.

ZTASK15	14"-17" seat height.	738.00	1	19.3	3.73		100
ZTASK18	16"-20½" seat height.	832.00	1	24.6	4.82		100
UGLIDE	Optional Fixed Glides (5 pack).	84.00	1	1.0	0.09		65
U9024CAST	Optional Soft-Wheel Casters (5 pack).	127.00	1	1.3	0.09		65

**Optional Configurations** - Available with an 8-week lead time unless stated otherwise.

Armrests - Add "A" to model no. (e.g., ZTASK18A). Available on model ZTASK18 only. Armrests are only available in Graphite color.

+ 30.00

### HOW TO ORDER:

- Plastic and base colors and color codes are listed on pages xi-xii.
- To order chairs, specify the model number, plastic seat and base color codes (e.g., ZTASK18-BLU51-BLK01).

## ZUMA® SERIES - Lab Stools (Adjustable-Height)

One-piece molded polypropylene shell, a pneumatic cylinder. Chair swivels 360°. Pedestal base has a five-prong construction. Adjustable 18" diameter Chrome footring. Five 2" diameter, dual-wheel, hooded swivel casters. Seat height adjusts from 19½" to 27"; the footring is adjustable from 8" to 14". The overall height is adjustable from 34½" to 42". Optional 5-pack of fixed glides and 5-pack of soft-wheel casters are available.

ZLAB	19½"-27" seat height.	996.00	1	28.6	4.82		175
UGLIDE	Optional Fixed Glides (5 pack).	84.00	1	1.0	0.09		65
U9024CAST	Optional Soft-Wheel Casters (5 pack).	127.00	1	1.3	0.09		65

### HOW TO ORDER:

- Plastic and base color codes are listed on pages xi-xii.
- To order lab stools, specify the model number, plastic seat and base color codes (e.g., ZLAB-BLU51-BLK01).

## ZUMA® SERIES - 4-Leg Lab Stools

Tubular steel frame, one-piece molded polypropylene shell. Self-returning swivel seat rotates approximately 180°. Nylon-base swivel glides. Optional steel-base and felt-base glides are available. Metal surfaces are available chromed or with a powder coat finish. Fixed-height models are available with nylon-base swivel glides. Optional steel-base and felt-base glides are available for models ZU18LS and ZU21LS only. Model ZU2533LSSG is available with steel-base swivel glides only. Metal surfaces are available chromed or with a powder coat finish.

ZU18LS	18½" seat height.	738.00	1	28.6	7.32		250
ZU21LS	21½" seat height.	760.00	1	29.3	7.32		175
ZU2533LSSG	25"-33" adjustable seat height, steel-base swivel glides only.	760.00	1	31.1	10.27		250

### HOW TO ORDER:

- Plastic and frame finish colors and color codes are listed on pages xi-xii.
- To order stools, specify the model number, plastic seat and frame finish color codes (e.g., ZU18LS-BLU40-CHRM).
- Glide Options: Felt-Base Glides - Add "FG" to model no. (e.g. ZU18LSFG); Steel-Base Glides - Add "SG" to model no. (e.g. ZU18LSSG).

ZUMA Series continued on page 22.



Products on this page are GREENGUARD® certified.

# CHAIRS

SOLD IN FULL CARTONS ONLY

Model No.	Description	Unit Price F.O.B. Warehouse	Units Per Carton	Unit Weight	Unit Cube	Fed Ex.	Freight Class
-----------	-------------	-----------------------------------	------------------------	----------------	--------------	------------	------------------

## ZUMAFRD™ SERIES - 4-Leg Chairs and Stools with Civitas Frame

Tubular steel frame, two-piece hard plastic seat and back, nylon-base swivel glides. Available in 18", 25" and 30" seat heights. Optional steel-base and felt-base glides are available. Optional configurations include twin-wheel swivel casters. Metal surfaces are available chromed or with a powder coat finish.

CZ18FRW	18" seat height.	337.00	1	30.0	9.51	*	250
CZ25FRW	25" seat height.	514.00	1	35.1	12.26		250
CZ30FRW	30" seat height.	607.00	1	37.5	14.66		250

**Optional Configurations** - Available with an 8-week lead time unless stated otherwise.

Castors - Add "C" to model no. (e.g., CZ18FRWC). Available on 18" seat height chairs only.

+ 50.00

### HOW TO ORDER:

- Plastic and frame finish colors and color codes are listed on pages xi-xii.
- To order chairs and stools, specify the model number, plastic seat and frame finish color codes (e.g., CZ18FRW-GRN12-CHRM).
- Glide Options: Felt-Base Glides - Add "FG" to model no. (e.g. CZ30FRWFG); Steel-Base Glides - Add "SG" to model no. (e.g. CZ30FRWSG).

## ZUMAFRD™ SERIES - Cantilever Chair

Tubular steel frame, molded Martest® 21 or Fortified Recycled Wood™ (FRW™) hard plastic seat and back. Four nylon, swiveling, self-leveling nylon-base glides, two of which cover the ends of the frame tubes. Optional swiveling, self-leveling steel-base and felt-base glides are available. Metal surfaces are available chromed or with a powder coat finish. Standard with Graphite color glides only.

ZFRDCANT18	18½" seat height.	786.00	1	33.3	9.68		250
------------	-------------------	--------	---	------	------	--	-----

### HOW TO ORDER:

- Plastic and frame finish colors and color codes are listed on pages xi-xii.
- To order chairs, specify the model number, plastic seat and frame finish color codes (e.g., ZFRDCANT18-BLU51-CHRM).

## ZUMAFRD™ SERIES - 4-Leg Chair

Tubular steel frame, molded Martest® 21 or Fortified Recycled Wood™ (FRW™) hard plastic seat and back, steel-rod bookrack, nylon-base swivel glides. Optional steel-base and felt-base glides are available. Metal surfaces are available chromed or with a powder coat finish. Standard with Graphite color glides only.

ZFRD418BR	18" seat height, bookrack.	840.00	1	28.5	10.26		300
-----------	----------------------------	--------	---	------	-------	--	-----

### HOW TO ORDER:

- Plastic and frame finish colors and color codes are listed on pages xi-xii.
- To order chairs, specify the model number, plastic seat and frame finish color codes (e.g., ZFRD418BR-BLU51-CHRM).
- Glide Options for 4-Leg Chair: Felt-Base Glides - Add "FG" to model no. (e.g. ZFRD418BRFG); Steel-Base Glides - Add "SG" to model no. (e.g. ZFRD418BRSG).

## WOOD CHAIRS

ECCH12*	Chair, hardwood, 12" seat height.	632.00	2	10.0	2.00		125
ECCH14*	Chair, hardwood, 14" seat height.	670.00	2	10.0	2.00		175

Color: Solid Birch.

### HOW TO ORDER:

- To order, specify the model number and WOD622 (e.g., ECCH12-WOD622).
- \*Healthy Kids™ products, see page 136 for additional information.

## SLED-BASED WOOD CHAIRS

LIBCH16	Chair, library, wooden, armless, 16" seat height, sled-based.	1795.00	1	18.0	3.60		Call
LIBCH18	Chair, library, wooden, armless, 18" seat height, sled-based.	1795.00	2	28.0	9.80		175

Color: Natural Oak finish.

### HOW TO ORDER:

- To order, specify the model number and OAK083 (e.g., LIBCH16-OAK083).

## WOOD ROCKERS

ECROCK12	Juvenile rocker, 12" seat height.	1032.00	1	22.0	2.52		100
ECROCK18	Rocking chair, wood, adult, 18" seat height.	2856.00	1	22.0	2.52		100

Natural Oak.

### HOW TO ORDER:

- To order, specify the model number and OAK083 (e.g., ECROCK18-OAK083).



Products on this page are GREENGUARD® certified.

Virco®

# COMBO UNITS

SOLD IN FULL CARTONS ONLY

Model No.	Description	Unit Price F.O.B. Warehouse	Units Per Carton	Unit Weight	Unit Cube	Fed Ex.	Freight Class
-----------	-------------	-----------------------------------	------------------------	----------------	--------------	------------	------------------

## 2000 SERIES - Chair Desks

Tubular steel frame, one-piece molded polypropylene shell. Models are available with a particleboard-core high-pressure laminate work surface with beveled and lacquer-sealed edges. Optional configurations include an extra-large seat, an FRW™ hard plastic work surface, a plywood-core high-pressure laminate work surface with beveled and lacquer-sealed edges, and a particleboard-core laminate work surface with a urethane-based Sure Edge® finish. Available with or without a steel-rod bookrack. Nylon-base swivel glides. Optional steel-base and felt-base glides are available. Metal surfaces are available chromed or with a powder coat finish.



2400BR	18" x 24" laminate top, bookrack.	599.00	2	34.1	10.12		300
2400NBR	18" x 24" laminate top, no bookrack.	554.00	2	31.8	10.12		300
2700BR	12" x 20" x 25" laminate top, bookrack.	572.00	2	27.6	8.98		300

**Optional Configurations** - Available with an 8-week lead time unless stated otherwise.

Extra-Large Seat - Add "EL" to model no. (e.g., 2400ELBR).	+ 25.00	
Hard Plastic Top (18" x 24") - Add "M" to model no. (e.g., 2400BRM).	+ 75.00	
Hard Plastic Top (12" x 20" x 25") - Add "M" to model no. (e.g., 2700BRM).	+ 75.00	
Plywood Top (18" x 24") - Add "PL" to model no. (e.g., 2400BRPL).	+ 60.00	
Sure Edge Finish - Add "AE" to model no. (e.g., 2400BRAE).	+ 40.00	

### HOW TO ORDER:

- Plastic, top and frame finish colors and color codes are listed on pages xi-xii.
- To order combo units, specify the model number, plastic seat, top and frame finish color codes (e.g., 2400BR-BLU40-OAK084CLR-CHRM).
- Glide Options: Felt-Base Glides - Add "FG" to model no. (e.g. 2400BRFG); Steel-Base Glides - Add "SG" to model no. (e.g. 2400BRSG).

## 3000 SERIES - Chair Desks

Tubular steel frame, Martest® 21 or Fortified Recycled Wood™ (FRW™) hard plastic seat and back. Models are available with an FRW™ hard plastic work surface. Available with or without a steel-rod bookrack. Nylon-base swivel glides. Optional steel-base and felt-base glides are available. Metal surfaces are available chromed or with a powder coat finish.



3400BRM	18" x 24" hard plastic top, bookrack.	811.00	2	46.5	8.98		300
3400LABRM	18" x 21" x 30" hard plastic top, bookrack.	830.00	2	49.2	8.98		300
3700BRM	14½" x 20" x 28" hard plastic top, bookrack.	797.00	2	38.9	8.98		300

**Optional Configurations** - Available with an 8-week lead time unless stated otherwise.

No Bookrack - Add "NBR" to model no. (e.g., 3400NBRM). (Deduct).	- 45.00	
--	---------	--

### HOW TO ORDER:

- Plastic, top and frame finish colors and color codes are listed on pages xi-xii.
- To order combo units, specify the model number, plastic seat, top and frame finish color codes (e.g., 3400BRM-BLU51-BRN96-CHRM).
- Glide Options: Felt-Base Glides - Add "FG" to model no. (e.g. 3400BRMFG); Steel-Base Glides - Add "SG" to model no. (e.g. 3400BRMSG).

## 9000 SERIES - Chair Desks

Tubular steel frame, one-piece molded polyethylene shell. Models are available with a particleboard-core high-pressure laminate work surface with beveled and lacquer-sealed edges. Optional configurations include an FRW™ hard plastic work surface, a plywood-core high-pressure laminate work surface with beveled and lacquer-sealed edges, and a particleboard-core laminate work surface with a urethane-based Sure Edge® finish. Available with or without a steel-rod bookrack. Nylon-base swivel glides. Optional steel-base and felt-base glides are available. Metal surfaces are available chromed or with a powder coat finish.



9400BR	18" x 24" laminate top, bookrack.	601.00	2	34.5	8.98		300
9400NBR	18" x 24" laminate top, no bookrack.	556.00	2	32.6	8.98		300
9400LABR	15" x 24" x 30" laminate top, bookrack.	624.00	2	36.8	8.98		300
9400LANBR	15" x 24" x 30" laminate top, no bookrack.	579.00	2	35.8	8.98		300
9700BR	20" x 25½" x 12" laminate top, bookrack.	572.00	2	27.5	8.98		300
9700BRLH	20" x 25½" x 12" laminate top, bookrack, left-handed.	572.00	2	27.5	8.98		300

**Optional Configurations** - Available with an 8-week lead time unless stated otherwise.

Hard Plastic Top - Add "M" to model no. (e.g., 9400BRM).	+ 75.00	
Plywood Top (18" x 24") - Add "PL" to model no. (e.g., 9400BRPL).	+ 60.00	
Sure Edge Finish (18" x 24") - Add "AE" to model no. (e.g., 9400BRAE).	+ 40.00	

### HOW TO ORDER:

- Plastic, top and frame finish colors and color codes are listed on pages xi-xii.
- To order combo units, specify the model number, plastic seat, top and frame finish color codes (e.g., 9400BR-BLU40-MPL385CLR-CHRM).
- Glide Options: Felt-Base Glides - Add "FG" to model no. (e.g. 9400BRFG); Steel-Base Glides - Add "SG" to model no. (e.g. 9400BRSG).



# COMBO UNITS

SOLD IN FULL CARTONS ONLY

Model No.	Description	Unit Price F.O.B. Warehouse	Units Per Carton	Unit Weight	Unit Cube	Fed Ex.	Freight Class
-----------	-------------	-----------------------------------	------------------------	----------------	--------------	------------	------------------

## ANALOGY® SERIES - Chair Desks (19 3/8" x 25 3/8" Top)

Tubular steel frame and ergonomically contoured polypropylene shell. Models are available with a particleboard-core high-pressure laminate work surface with beveled and lacquer-sealed edges. Optional configurations include an extra-large seat, a padded seat, a left-handed work surface, an FRW™ hard plastic work surface, and a laminate work surface with a urethane-based Sure Edge® finish. Available right-handed or left-handed, with or without a steel-rod bookrack and backpack hanger. Nylon-base swivel glides. Optional steel-base and felt-base glides are available. Standard with Graphite glide sleeves only. Metal surfaces are available chromed or with a powder coat finish. Seat height is 18". Overall dimensions: 36 1/2"D x 25 3/8"W x 32 3/8"H.



ANC1	Laminate top, bookrack, right-handed.	1220.00	2	32.8	10.28		300
ANC2	Laminate top, bookrack, backpack hanger, right-handed.	1250.00	2	33.7	10.28		Call
ANC3	Laminate top, no bookrack, right-handed.	1175.00	2	30.2	10.28		300
ANC4	Laminate top, no bookrack, backpack hanger, right-handed.	1205.00	2	30.7	10.28		300

### Optional Configurations - Available with an 8-week lead time unless stated otherwise.

Extra-Large Seat - Add "EL" to model no. (e.g., ANCEL1).	+ 25.00	
Hard Plastic Top - Add "M" to model no. (e.g., ANC1M).	+ 90.00	
Padded Seat - Add "P" to model no. (e.g., ANCEL1P). Available only on model ANCEL1.	+ 75.00	
Sure Edge Finish - Add "AE" to model no. (e.g., ANC1AE).	+ 40.00	
Left-Handed - Add "LH" to model no. (e.g., ANC1LH).	No Upcharge	

### HOW TO ORDER:

- Plastic, top, upholstery and frame finish colors and color codes are listed on pages xi-xii.
- To order combo units, specify the model number, plastic seat, top and frame finish color codes (e.g., ANC1-BLU65-MPL385CLR-CHRM).
- To order combo units with upholstery, specify the model number, plastic seat, upholstery, top and frame finish color codes (e.g., ANCEL1P-BLU65-BLU270-MPL385CLR-CHRM).
- Glide Options: Felt-Base Glides - Add "FG" to model no. (e.g., ANC1FG); Steel-Base Glides - Add "SG" to model no. (e.g., ANC1SG).

## ANALOGY® SERIES - Chair Desks (19 7/8" x 32 1/2" Top) Collaborative Learning Top

Tubular steel frame and ergonomically contoured polypropylene shell. Tops are hexagon-shaped to support collaborative grouping of desks. Models are available with a particleboard-core high-pressure laminate work surface with beveled and lacquer-sealed edges. Optional configurations include a cup holder, an extra-large seat, a padded seat, an FRW™ hard plastic work surface, a left-handed work surface, and a laminate work surface with a urethane-based Sure Edge® finish. Available with or without a steel-rod bookrack and backpack hanger. Nylon-base swivel glides. Optional steel-base and felt-base glides are available. Standard with Graphite glide sleeves only. Metal surfaces are available chromed or with a powder coat finish. Seat height is 17 1/2". Overall dimensions: 34 1/8"D x 22"W x 31 3/8"H. Body Clearance: 16 1/2".



ANC1CT	Laminate top, bookrack, right-handed.	1280.00	2	36.3	14.07		300
ANC2CT	Laminate top, bookrack, backpack hanger, right-handed.	1310.00	2	36.8	14.07		300
ANC3CT	Laminate top, no bookrack, right-handed.	1235.00	2	33.7	14.07		300
ANC4CT	Laminate top, no bookrack, backpack hanger, right-handed.	1265.00	2	38.7	14.07		300

### Optional Configurations - Available with an 8-week lead time unless stated otherwise.

Cup Holder - Add "C" to model no. (e.g., ANC1CTC).	+ 45.00	
Extra-Large Seat - Add "EL" to model no. (e.g., ANCEL1CT).	+ 25.00	
Hard Plastic Top - Add "M" to model no. (e.g., ANC1CTM).	+ 90.00	
Padded Seat - Add "P" to model no. (e.g., ANCEL1CTP). Available only on model ANCEL1CT.	+ 75.00	
Sure Edge Finish - Add "AE" to model no. (e.g., ANC1CTAE).	+ 40.00	
Left-Handed - Add "LH" to model no. (e.g., ANC1LHCT).	No Upcharge	

### HOW TO ORDER:

- Plastic, top, upholstery and frame finish colors and color codes are listed on pages xi-xii.
- To order combo units, specify the model number, plastic seat, top and frame finish color codes (e.g., ANC1CT-BLU65-MPL385CLR-CHRM).
- To order combo units with upholstery, specify the model number, plastic seat, upholstery, top and frame finish color codes (e.g., ANCEL1CTP-BLU65-BLU270-MPL385CLR-CHRM).
- Glide Options: Felt-Base Glides - Add "FG" to model no. (e.g., ANC1CTFG); Steel-Base Glides - Add "SG" to model no. (e.g., ANC1CTSG).

Analogy Series continued on page 25.





# COMBO UNITS

SOLD IN FULL CARTONS ONLY

Model No.	Description	Unit Price F.O.B. Warehouse	Units Per Carton	Unit Weight	Unit Cube	Fed Ex.	Freight Class
-----------	-------------	-----------------------------------	------------------------	----------------	--------------	------------	------------------

## ANALOGY® SERIES - Chair Desks (19<sup>3</sup>/<sub>8</sub>" x 25<sup>3</sup>/<sub>8</sub>" Top) with Civitas Frame

Tubular steel frame and ergonomically contoured polypropylene shell. Models are available with a particleboard-core high-pressure laminate work surface with beveled and lacquer-sealed edges. Optional configurations include an extra-large seat, a padded seat, a left-handed work surface, an FRW™ hard plastic work surface, and a laminate work surface with a urethane-based Sure Edge® finish. Available right-handed or left-handed, and with or without a steel-rod bookrack and backpack hanger. Nylon-base swivel glides. Optional steel-base and felt-base glides are available. Standard with Graphite glide sleeves only. Metal surfaces are available chromed or with a powder coat finish. Seat height is 18".



CCA1	Laminate top, bookrack, right-handed.	1049.00	2	36.5	10.28		300
CCA2	Laminate top, bookrack, backpack hanger, right-handed.	1079.00	2	37.0	10.28		300
CCA3	Laminate top, no bookrack, right-handed.	1004.00	2	31.3	10.28		300
CCA4	Laminate top, no bookrack, backpack hanger, right-handed.	1034.00	2	31.8	10.28		300

### Optional Configurations - Available with an 8-week lead time unless stated otherwise.

Extra-Large Seat - Add "EL" to model no. (e.g., CCAEL1).	+ 25.00	
Hard Plastic Top - Add "M" to model no. (e.g., CCA1M).	+ 90.00	
Padded Seat - Add "P" to model no. (e.g., CCAEL1P). Available only on model CCAEL1.	+ 75.00	
Sure Edge Finish - Add "AE" to model no. (e.g., CCA1AE).	+ 40.00	
Left-Handed - Add "LH" to model no. (e.g., CCA1LH).	No Upcharge	

### HOW TO ORDER:

- Plastic, top, upholstery and frame finish colors and color codes are listed on pages xi-xii.
- To order combo units, specify the model number, plastic seat, top and frame finish color codes (e.g., CCA1-BLU65-MPL385CLR-CHRM).
- To order combo units with upholstery, specify the model number, plastic seat, upholstery, top and frame finish color codes (e.g., CCAEL1P-BLU65-BLU270-MPL385CLR-CHRM).
- Glide Options: Felt-Base Glides - Add "FG" to model no. (e.g. CCA1FG); Steel-Base Glides - Add "SG" to model no. (e.g. CCA1SG).

## ANALOGY® SERIES - Articulating Tablet Arm Chair Desks (21<sup>1</sup>/<sub>4</sub>" x 15" x 10<sup>5</sup>/<sub>8</sub>" Top)

Tubular steel frame and ergonomically contoured polypropylene shell. Models are available with a plywood-core high-pressure laminate work surface with beveled and lacquer-sealed edges. Optional configurations include an extra-large seat, a padded seat, a left-handed work surface, and a laminate work surface with a urethane-based Sure Edge® finish. Nylon-base swivel glides. Optional steel-base and felt-base glides are available. Standard with Graphite glide sleeves only. Metal surfaces are available chromed or with a powder coat finish. Seat height is 18". Overall dimensions: 28<sup>1</sup>/<sub>8</sub>"D x 22<sup>1</sup>/<sub>8</sub>"W x 32<sup>1</sup>/<sub>8</sub>"H. Body Clearance: 16<sup>1</sup>/<sub>2</sub>".



ANT1	Laminate top, bookrack, right-handed.	1144.00	1	33.7	14.63		300
------	---------------------------------------	---------	---	------	-------	--	-----

### Optional Configurations - Available with an 8-week lead time unless stated otherwise.

Extra-Large Seat - Add "EL" to model no. (e.g., ANTEL1).	+ 25.00	
Padded Seat - Add "P" to model no. (e.g., ANTEL1P). Available only on model ANTEL1.	+ 75.00	
Sure Edge Finish - Add "AE" to model no. (e.g., ANT1AE).	+ 40.00	
Left-Handed - Add "LH" to model no. (e.g., ANT1LH).	No Upcharge	

### HOW TO ORDER:

- Plastic, top, upholstery and frame finish colors and color codes are listed on pages xi-xii.
- To order combo units, specify the model number, plastic seat, top and frame finish color codes (e.g., ANT1-BLU65-MPL385CLR-CHRM).
- To order combo units with upholstery, specify the model number, plastic seat, upholstery, top and frame finish color codes (e.g., ANTEL1P-BLU65-BLU270-MPL385CLR-CHRM).
- Glide Options: Felt-Base Glides - Add "FG" to model no. (e.g. ANT1FG); Steel-Base Glides - Add "SG" to model no. (e.g. ANT1SG).

## ANALOGY® SERIES - Fixed Tablet Arm Chair Desks (21<sup>3</sup>/<sub>4</sub>" x 22<sup>1</sup>/<sub>4</sub>" x 7<sup>1</sup>/<sub>4</sub>" Top)

Tubular steel frame and ergonomically contoured polypropylene shell. Models are available with a plywood-core high-pressure laminate work surface with beveled and lacquer-sealed edges. Optional configurations include an extra-large seat, a padded seat, a left-handed work surface, and a laminate work surface with a urethane-based Sure Edge® finish. Nylon-base swivel glides. Optional steel-base and felt-base glides are available. Standard with Graphite glide sleeves only. Metal surfaces are available chromed or with a powder coat finish. Seat height is 18". Overall dimensions: 32<sup>1</sup>/<sub>8</sub>"D x 22"W x 31<sup>5</sup>/<sub>8</sub>"H. Body Clearance: 16".



ANTF1	Laminate top, bookrack, right-handed.	903.00	1	34.8	14.63		300
-------	---------------------------------------	--------	---	------	-------	--	-----

### Optional Configurations - Available with an 8-week lead time unless stated otherwise.

Extra-Large Seat - Add "EL" to model no. (e.g., ANTFEL1).	+ 25.00	
Padded Seat - Add "P" to model no. (e.g., ANTFEL1P). Available only on model ANTFEL1.	+ 75.00	
Sure Edge Finish - Add "AE" to model no. (e.g., ANTF1AE).	+ 40.00	
Left-Handed - Add "LH" to model no. (e.g., ANTF1LH).	No Upcharge	

### HOW TO ORDER:

- Plastic, top, upholstery and frame finish colors and color codes are listed on pages xi-xii.
- To order combo units, specify the model number, plastic seat, top and frame finish color codes (e.g., ANTF1-BLU65-MPL385CLR-CHRM).
- To order combo units with upholstery, specify the model number, plastic seat, upholstery, top and frame finish color codes (e.g., ANTFEL1P-BLU65-BLU270-MPL385CLR-CHRM).
- Glide Options: Felt-Base Glides - Add "FG" to model no. (e.g. ANTF1FG); Steel-Base Glides - Add "SG" to model no. (e.g. ANTF1SG).

Analogy Series continued on page 26.

# COMBO UNITS

SOLD IN FULL CARTONS ONLY

Model No.	Description	Unit Price F.O.B. Warehouse	Units Per Carton	Unit Weight	Unit Cube	Fed Ex.	Freight Class
-----------	-------------	-----------------------------------	------------------------	----------------	--------------	------------	------------------

## ANALOGY® SERIES - Agile Combo Units (19<sup>3</sup>/<sub>8</sub>" x 25<sup>3</sup>/<sub>8</sub>" Top)

Tubular steel frame, ergonomically contoured polypropylene shell, twin-wheel soft caster on each front leg for enhanced mobility and a compression-brake ("sit-lock") feature. Models are available with a particleboard-core high-pressure laminate work surface with beveled and lacquer-sealed edges. Optional configurations include an extra-large seat, a padded seat, an FRW™ hard plastic work surface, a left-handed work surface, and a laminate work surface with a urethane-based Sure Edge® finish. Available with or without a steel-rod bookrack and backpack hanger. Each rear leg shall have a rubber-base swivel glide. Standard with Graphite glide sleeves only. Metal surfaces are available chromed or with a powder coat finish. Seat height is 17<sup>1</sup>/<sub>8</sub>". 36<sup>3</sup>/<sub>8</sub>"D x 25<sup>3</sup>/<sub>8</sub>"W x 31<sup>3</sup>/<sub>8</sub>"H. Body Clearance: 16<sup>1</sup>/<sub>2</sub>".



ACA1	Laminate top, bookrack, right-handed.	866.00	2	33.7	10.28		300
ACA2	Laminate top, bookrack, backpack hanger, right-handed.	896.00	2	31.1	10.28		Call
ACA3	Laminate top, no bookrack, right-handed.	821.00	2	35.4	10.28		300
ACA4	Laminate top, no bookrack, backpack hanger, right-handed.	851.00	2	31.1	10.28		Call

### Optional Configurations - Available with an 8-week lead time unless stated otherwise.

Extra-Large Seat - Add "EL" to model no. (e.g., ACAEL1).	+ 25.00	
Hard Plastic Top - Add "M" to model no. (e.g., ACA1M).	+ 90.00	
Padded Seat - Add "P" to model no. (e.g., ACAEL1P). Available only on model ACAEL1.	+ 75.00	
Sure Edge Finish - Add "AE" to model no. (e.g., ACA1AE).	+ 40.00	
Left-Handed - Add "LH" to model no. (e.g., ACA1LH).	No Upcharge	

### HOW TO ORDER:

- Plastic, top, upholstery and frame finish colors and color codes are listed on pages xi-xii.
- To order combo units, specify the model number, plastic seat, top and frame finish color codes (e.g., ACA1-BLU65-MPL385CLR-CHRM).
- To order combo units with upholstery, specify the model number, plastic seat, upholstery, top and frame finish color codes (e.g., ACAEL1P-BLU65-BLU270-MPL385CLR-CHRM).

## ANALOGY® SERIES - Agile Combo Units (19<sup>7</sup>/<sub>8</sub>" x 32<sup>1</sup>/<sub>2</sub>" Top) Collaborative Learning Top

Tubular steel frame, ergonomically contoured polypropylene shell, twin-wheel soft caster on each front leg for enhanced mobility and a compression-brake ("sit-lock") feature. Work surface is hexagon-shaped to support collaborative grouping of desks. Models are available with a particleboard-core high-pressure laminate work surface with beveled and lacquer-sealed edges. Optional configurations include a cup holder, an extra-large seat, a padded seat, an FRW™ hard plastic work surface, a left-handed work surface, and a laminate work surface with a urethane-based Sure Edge® finish. Available with or without a steel-rod bookrack and backpack hanger. Each rear leg shall have a rubber-base swivel glide. Standard with Graphite glide sleeves only. Metal surfaces are available chromed or with a powder coat finish. Seat height is 17<sup>1</sup>/<sub>8</sub>".



ACA1CT	Laminate top, bookrack, right-handed.	926.00	2	36.4	14.07		300
ACA2CT	Laminate top, bookrack, backpack hanger, right-handed.	956.00	2	36.9	14.07		300
ACA3CT	Laminate top, no bookrack, right-handed.	881.00	2	33.8	14.07		300
ACA4CT	Laminate top, no bookrack, backpack hanger, right-handed.	911.00	2	34.3	14.07		Call

### Optional Configurations - Available with an 8-week lead time unless stated otherwise.

Cup Holder - Add "C" to model no. (e.g., ACA1CTC).	+ 45.00	
Extra-Large Seat - Add "EL" to model no. (e.g., ACAEL1CT).	+ 25.00	
Hard Plastic Top - Add "M" to model no. (e.g., ACA1CTM).	+ 90.00	
Padded Seat - Add "P" to model no. (e.g., ACAEL1CTP). Available only on model ACAEL1CT.	+ 75.00	
Sure Edge Finish - Add "AE" to model no. (e.g., ACA1CTAE).	+ 40.00	
Left-Handed - Add "LH" to model no. (e.g., ACA1LHCT).	No Upcharge	

### HOW TO ORDER:

- Plastic, top, upholstery and frame finish colors and color codes are listed on pages xi-xii.
- To order combo units, specify the model number, plastic seat, top and frame finish color codes (e.g., ACA1CT-BLU65-MPL385CLR-CHRM).
- To order combo units with upholstery, specify the model number, plastic seat, upholstery, top and frame finish color codes (e.g., ACAEL1CTP-BLU65-BLU270-MPL385CLR-CHRM).

Analogy Series continued on page 27.



Products on this page are GREENGUARD® certified.

Virco®

# COMBO UNITS

SOLD IN FULL CARTONS ONLY

Model No.	Description	Unit Price F.O.B. Warehouse	Units Per Carton	Unit Weight	Unit Cube	Fed Ex.	Freight Class
-----------	-------------	-----------------------------------	------------------------	----------------	--------------	------------	------------------

## ANALOGY® SERIES - Agile Combo Units with Civitas frame (19<sup>3</sup>/<sub>8</sub>" x 32<sup>1</sup>/<sub>2</sub>" Top) Collaborative Learning Top

Tubular steel frame, ergonomically contoured polypropylene shell, twin-wheel soft caster on each front leg for enhanced mobility and a compression-brake ("sit-lock") feature. Models are available with a particleboard-core high-pressure laminate work surface with beveled and lacquer-sealed edges. Optional configurations include an extra-large seat, a padded seat, an FRW™ hard plastic work surface, and a laminate work surface with a urethane-based Sure Edge® finish. Available with or without a steel-rod bookrack and backpack hanger. Each rear leg shall have a rubber-base swivel glide. Standard with Graphite glide sleeves only. Metal surfaces are available chromed or with a powder coat finish. Seat height is 17<sup>1</sup>/<sub>8</sub>".



ACCA1CT	Laminate top, bookrack, right-handed.	886.00	2	37.2	14.07		Call
ACCA2CT	Laminate top, bookrack, backpack hanger, right-handed.	916.00	2	37.6	14.44		300
ACCA3CT	Laminate top, no bookrack, right-handed.	841.00	2	32.0	14.07		Call
ACCA4CT	Laminate top, no bookrack, backpack hanger, right-handed.	871.00	2	32.4	14.44		300

**Optional Configurations** - Available with an 8-week lead time unless stated otherwise.

Extra-Large Seat - Add "EL" to model no. (e.g., ACCAEL1CT).	+ 25.00	
Hard Plastic Top - Add "M" to model no. (e.g., ACCA1CTM).	+ 90.00	
Padded Seat - Add "P" to model no. (e.g., ACCAEL1CTP). Available only on model ACCAEL1CT.	+ 75.00	
Sure Edge Finish - Add "AE" to model no. (e.g., ACCAW1CTAE).	+ 40.00	
Left-Handed - Add "LH" to model no. (e.g., ACCA1LHCT).	No Upcharge	

### HOW TO ORDER:

- Plastic, top, upholstery and frame finish colors and color codes are listed on pages xi-xii.
- To order combo units, specify the model number, plastic seat, top and frame finish color codes (e.g., ACCA1CT-BLU65-MPL385CLR-CHRM).
- To order combo units with upholstery, specify the model number, plastic seat, upholstery, top and frame finish color codes (e.g., ACCAEL1CTP-BLU65-BLU270-MPL385CLR-CHRM).

## ANALOGY® SERIES - Sled-Based Chair Desks (19<sup>3</sup>/<sub>8</sub>" x 25<sup>3</sup>/<sub>8</sub>" Top)

Tubular steel frame and ergonomically contoured polypropylene shell. A convenient double-entry configuration allows easy seat access from either side of the unit. Models are available with a particleboard-core high-pressure laminate work surface with beveled and lacquer-sealed edges. Optional configurations include a padded seat, an FRW™ hard plastic work surface, and a laminate work surface with a urethane-based Sure Edge® finish. Available with or without a steel-rod bookrack and backpack hanger. Four snap-on nylon glides. Metal surfaces are available chromed. Seat height is 18<sup>1</sup>/<sub>8</sub>". 39<sup>3</sup>/<sub>8</sub>"D x 25<sup>3</sup>/<sub>8</sub>"W x 33<sup>3</sup>/<sub>32</sub>"H. Body Clearance: 16<sup>2</sup>/<sub>32</sub>".



ANSEL1	Laminate top, bookrack.	1126.00	1	44.3	20.23		300
ANSEL2	Laminate top, bookrack, backpack hanger.	1156.00	1	44.8	20.23		300
ANSEL3	Laminate top, no bookrack.	1081.00	1	41.9	20.23		300
ANSEL4	Laminate top, no bookrack, backpack hanger.	1111.00	1	42.4	20.23		300

**Optional Configurations** - Available with an 8-week lead time unless stated otherwise.

Hard Plastic Top - Add "M" to model no. (e.g., ANSEL1M).	+ 90.00	
Padded Seat - Add "P" to model no. (e.g., ANSEL1MP).	+ 75.00	
Sure Edge Finish - Add "AE" to model no. (e.g., ANSEL1AE).	+ 40.00	

### HOW TO ORDER:

- Plastic, top, upholstery and frame finish colors and color codes are listed on pages xi-xii.
- To order combo units, specify the model number, plastic seat, top and frame finish color codes (e.g., ANSEL1-BLU65-MPL385CLR-CHRM).
- To order combo units with upholstery, specify the model number, plastic seat, upholstery, top and frame finish color codes (e.g., ANSEL1MP-BLU65-BLU270-MPL385CLR-CHRM).

## CIVITAS® SERIES - Chair Desks with Plywood Seats and Backs (19<sup>3</sup>/<sub>8</sub>" x 25<sup>3</sup>/<sub>8</sub>" Top)

Tubular steel frame, two-piece plywood seat and back. Models are available with a particleboard-core high-pressure laminate work surface with beveled and lacquer-sealed edges. Optional configurations include an FRW™ hard plastic work surface, a left-handed work surface, and a laminate work surface with a urethane-based Sure Edge® finish. Available with or without a steel-rod bookrack and backpack hanger. Nylon-base swivel glides. Optional steel-base and felt-base glides are available. Standard with Graphite glide sleeves only. Metal surfaces are available chromed or with a powder coat finish. Seat height is 17<sup>1</sup>/<sub>8</sub>".



CCW1	Laminate top, bookrack, right-handed.	1671.00	2	41.8	10.28		300
CCW2	Laminate top, bookrack, backpack hanger, right-handed.	1701.00	2	42.3	10.28		300
CCW3	Laminate top, no bookrack, right-handed.	1626.00	2	36.6	10.28		300
CCW4	Laminate top, no bookrack, backpack hanger, right-handed.	1656.00	2	37.1	10.28		300

**Optional Configurations** - Available with an 8-week lead time unless stated otherwise.

Hard Plastic Top - Add "M" to model no. (e.g., CCW1M).	+ 90.00	
Sure Edge Finish - Add "AE" to model no. (e.g., CCW1AE).	+ 40.00	
Left-Handed - Add "LH" to model no. (e.g., CCW1LH).	No Upcharge	

### HOW TO ORDER:

- Wood stain finishes, top and frame finish colors and color codes are listed on pages xi-xii.
- To order combo units, specify the model number, wood stain seat, top and frame finish color codes (e.g., CCW1-RED19-MPL385CLR-CHRM).
- Glide Options: Felt-Base Glides - Add "FG" to model no. (e.g. CCW1FG); Steel-Base Glides - Add "SG" to model no. (e.g. CCW1SG).

Civitas Series continued on page 28.

# COMBO UNITS

SOLD IN FULL CARTONS ONLY

Model No.	Description	Unit Price F.O.B. Warehouse	Units Per Carton	Unit Weight	Unit Cube	Fed Ex.	Freight Class
-----------	-------------	-----------------------------------	------------------------	----------------	--------------	------------	------------------

## CIVITAS® SERIES - Agile Combo Units with Plywood Seats and Backs (19<sup>7</sup>/<sub>8</sub>" x 32<sup>1</sup>/<sub>2</sub>" Top) Collaborative Learning Top

Tubular steel frame, two-piece plywood seat and back, twin-wheel soft caster on each front leg for enhanced mobility and a compression-brake ("sit-lock") feature. Models are available with a particleboard-core high-pressure laminate work surface with beveled and lacquer-sealed edges. Optional configurations include an FRW™ hard plastic work surface and a left-handed work surface, and a laminate work surface with a urethane-based Sure Edge® finish. Available with or without a steel-rod bookrack and backpack hanger. Each rear leg shall have a rubber-base swivel glide. Standard with Graphite glide sleeves only. Metal surfaces are available chromed or with a powder coat finish. Seat height is 17<sup>1</sup>/<sub>2</sub>".



ACCW1CT	Laminate top, bookrack, right-handed.	1708.00	2	39.8	14.70		300
ACCW2CT	Laminate top, bookrack, backpack hanger, right-handed.	1738.00	2	40.3	14.70		300
ACCW3CT	Laminate top, no bookrack, right-handed.	1663.00	2	34.6	14.70		300
ACCW4CT	Laminate top, no bookrack, backpack hanger, right-handed.	1693.00	2	35.1	14.70		300

**Optional Configurations** - Available with an 8-week lead time unless stated otherwise.

Hard Plastic Top - Add "M" to model no. (e.g., ACCW1CTM).	+ 90.00	
Sure Edge Finish - Add "AE" to model no. (e.g., ACCW1CTAE).	+ 40.00	
Left-Handed - Add "LH" to model no. (e.g., ACCW1LHCT).	No Upcharge	

### HOW TO ORDER:

- Wood stain finishes, top and frame finish colors and color codes are listed on pages xi-xii.
- To order combo units, specify the model number, wood stain seat, top and frame finish color codes (e.g., ACCW1CT-RED19-MPL385CLR-CHRM).

## METAPHOR® SERIES - Chair Desks

Tubular steel frame, one-piece molded polypropylene shell. Models are available with a particleboard-core high-pressure laminate work surface with beveled and lacquer-sealed edges. Available with two work surfaces: 19<sup>7</sup>/<sub>8</sub>" x 25<sup>3</sup>/<sub>8</sub>" and 18" x 24". Optional configurations include a backpack hanger, an FRW™ hard plastic work surface, and a laminate work surface with a urethane-based Sure Edge® finish. Available with or without a steel-rod bookrack. Nylon-base swivel glides. Optional steel-base and felt-base glides are available. Standard with Graphite glide sleeves only. Metal surfaces are available chromed or with a powder coat finish. Seat height 18". Work Surface (19<sup>7</sup>/<sub>8</sub>" x 25<sup>3</sup>/<sub>8</sub>") Overall dimensions: 36<sup>3</sup>/<sub>4</sub>"D x 25<sup>3</sup>/<sub>8</sub>"W x 31"H. Body Clearance: 16". Work Surface (18" x 24") Overall dimensions: 36<sup>3</sup>/<sub>4</sub>"D x 24"W x 31"H. Body Clearance: 16".



N9COBR	19 <sup>7</sup> / <sub>8</sub> " x 25 <sup>3</sup> / <sub>8</sub> " laminate top, bookrack.	983.00	2	37.2	10.70		300
N9CONBR	19 <sup>7</sup> / <sub>8</sub> " x 25 <sup>3</sup> / <sub>8</sub> " laminate top, no bookrack.	938.00	2	34.6	10.70		300
N9CORBR	18" x 24" laminate top, bookrack.	964.00	2	37.1	10.70		300
N9CORNBR	18" x 24" laminate top, no bookrack.	919.00	2	34.5	10.70		300

**Optional Configurations** - Available with an 8-week lead time unless stated otherwise.

Backpack Hanger - Add "BH" to model no. (e.g., N9COBRBH).	+ 30.00	
Hard Plastic Top (18" x 24") - Add "M" to model no. (e.g., N9CORBRM).	+ 75.00	
Hard Plastic Top (19 <sup>7</sup> / <sub>8</sub> " x 25 <sup>3</sup> / <sub>8</sub> ") - Add "M" to model no. (e.g., N9COBRM).	+ 90.00	
Sure Edge Finish - Add "AE" to model no. (e.g., N9CORBRAE).	+ 40.00	

### HOW TO ORDER:

- Plastic, top and frame finish colors and color codes are listed on pages xi-xii.
- To order chair desks, specify the model number, plastic seat, top and frame finish color codes (e.g., N9COBR-BLU40-OAK084CLR-CHRM).
- Glide Options: Felt-Base Glides - Add "FG" to model no. (e.g. N9COBRFG); Steel-Base Glides - Add "SG" to model no. (e.g. N9COBRSG).

## METAPHOR® SERIES - Articulating Tablet Arm Chair Desks (21<sup>1</sup>/<sub>4</sub>" x 15<sup>3</sup>/<sub>8</sub>" Top)

Tubular steel frame, one-piece molded polypropylene shell. Models are available with a plywood-core high-pressure laminate work surface with beveled and lacquer-sealed edges. Optional configurations include a left-handed work surface. Nylon-base swivel glides. Optional steel-base and felt-base glides are available. Standard with Graphite glide sleeves only. Metal surfaces are available chromed or with a powder coat finish. Seat height is 17<sup>2</sup>/<sub>32</sub>". Overall dimensions: 32<sup>13</sup>/<sub>32</sub>"D x 22<sup>17</sup>/<sub>32</sub>"W x 31<sup>1</sup>/<sub>8</sub>"H. Body Clearance: 16".



N918TA	Articulating tablet arm, no bookrack. Stacks five high.	849.00	1	33.3	14.47		300
--------	---	--------	---	------	-------	--	-----

**Optional Configurations** - Available with an 8-week lead time unless stated otherwise.

Left-Handed - Add "LH" to model no. (e.g., N918TALH).	No Upcharge	
---	-------------	--

### HOW TO ORDER:

- Plastic, top and frame finish colors and color codes are listed on pages xi-xii.
- To order chair desks, specify the model number, plastic seat, top and frame finish color codes (e.g., N918TA-BLU40-OAK084CLR-CHRM).
- Glide Options: Felt-Base Glides - Add "FG" to model no. (e.g. N918TAFG); Steel-Base Glides - Add "SG" to model no. (e.g. N918TASG).

## METAPHOR® SERIES - Fixed Tablet Arm Chair Desks (21<sup>3</sup>/<sub>4</sub>" x 22<sup>1</sup>/<sub>4</sub>" x 7<sup>1</sup>/<sub>4</sub>" Top)

Tubular steel frame, one-piece molded polypropylene shell. Models are available with a plywood-core high-pressure laminate work surface with beveled and lacquer-sealed edges. Optional configurations include a steel-rod bookrack. Nylon-base swivel glides. Optional steel-base and felt-base glides are available. Standard with Graphite glide sleeves only. Metal surfaces are available chromed or with a powder coat finish. Seat height is 17<sup>2</sup>/<sub>32</sub>". Overall dimensions: 32<sup>13</sup>/<sub>32</sub>"D x 22<sup>17</sup>/<sub>32</sub>"W x 31<sup>1</sup>/<sub>8</sub>"H. Body Clearance: 16".



N918TAF	Tablet arm, no bookrack.	849.00	1	34.3	14.47		300
---------	--------------------------	--------	---	------	-------	--	-----

**Optional Configurations** - Available with an 8-week lead time unless stated otherwise.

Bookrack - Add "BR" to model no. (e.g., N918TAFBR).	+ 45.00	
---	---------	--

### HOW TO ORDER:

- Plastic, top and frame finish colors and color codes are listed on pages xi-xii.
- To order chair desks, specify the model number, plastic seat, top and frame finish color codes (e.g., N918TAF-BLU40-OAK084CLR-CHRM).
- Glide Options: Felt-Base Glides - Add "FG" to model no. (e.g. N918TAFFG); Steel-Base Glides - Add "SG" to model no. (e.g. N918TASG).

Metaphor Series continued on page 29.



Products on this page are GREENGUARD® certified.

Virco®

# COMBO UNITS

SOLD IN FULL CARTONS ONLY

Model No.	Description	Unit Price F.O.B. Warehouse	Units Per Carton	Unit Weight	Unit Cube	Fed Ex.	Freight Class
-----------	-------------	-----------------------------------	------------------------	----------------	--------------	------------	------------------

## METAPHOR® SERIES - Sled-Based Chair Desks (19<sup>3</sup>/<sub>8</sub>" x 25<sup>3</sup>/<sub>8</sub>" Top)

Tubular steel frame, one-piece molded polypropylene shell. A convenient double-entry configuration allows easy seat access from either side of the unit. Models are available with a particleboard-core high-pressure laminate work surface with beveled and lacquer-sealed edges. Optional configurations include a backpack hanger, an FRW™ hard plastic work surface, and a laminate work surface with a urethane-based Sure Edge® finish. Available with or without a steel-rod bookrack. Four snap-on nylon glides. Metal surfaces are available chromed.



N9SLEDBR	Laminate top, bookrack.	1045.00	1	47.3	20.23		300
N9SLEDNBR	Laminate top, no bookrack.	1000.00	1	44.7	20.23		300

**Optional Configurations** - Available with an 8-week lead time unless stated otherwise.

Backpack Hanger - Add "BH" to model no. (e.g., N9SLEDBRBH).	+ 30.00	
Hard Plastic Top - Add "M" to model no. (e.g., N9SLEDBRM).	+ 90.00	
Sure Edge Finish - Add "AE" to model no. (e.g., N9SLEDBRAE).	+ 40.00	

### HOW TO ORDER:

- Plastic, top and frame finish colors and color codes are listed on pages xi-xii.
- To order chair desks, specify the model number, plastic seat, top and frame finish color codes (e.g., N9SLEDBR-BLU40-OAK084CLR-CHRM).

## N2 SERIES - Chair Desks

Tubular steel frame, one-piece molded polypropylene shell. Models are available with a particleboard-core high-pressure laminate work surface with beveled and lacquer-sealed edges. Optional configurations include an extra-large seat, an FRW™ hard plastic work surface and a plywood-core high-pressure laminate work surface with beveled and lacquer-sealed edges, and a particleboard-core laminate work surface with a urethane-based Sure Edge® finish. Available with or without a steel-rod bookrack. Nylon-base swivel glides. Optional steel-base and felt-base glides are available. Metal surfaces are available chromed or with a powder coat finish.



N240BR	18" x 24" laminate top, bookrack.	710.00	2	35.3	10.12		300
N240NBR	18" x 24" laminate top, no bookrack.	665.00	2	32.8	10.12		300
N270BR	12" x 20" x 25" laminate top, bookrack.	678.00	2	29.9	8.58		300

**Optional Configurations** - Available with an 8-week lead time unless stated otherwise.

Extra-Large Seat - Add "EL" to model no. (e.g., N270ELBR).	+ 25.00	
Hard Plastic Top (18" x 24") - Add "M" to model no. (e.g., N240BRM).	+ 75.00	
Hard Plastic Top (12" x 20" x 25") - Add "M" to model no. (e.g., N270BRM).	+ 75.00	
Plywood Top (18" x 24") - Add "PL" to model no. (e.g., N240BRPL).	+ 60.00	
Sure Edge Finish - Add "AE" to model no. (e.g., N240BRAE).	+ 40.00	

### HOW TO ORDER:

- Plastic, top and frame finish colors and color codes are listed on pages xi-xii.
- To order combo units, specify the model number, plastic seat, top and frame finish color codes (e.g., N240BR-BLU51-MPL385CLR-CHRM).
- Glide Options: Felt-Base Glides - Add "FG" to model no. (e.g. N240BRFG); Steel-Base Glides - Add "SG" to model no. (e.g. N240BRSG).

## SAGE™ CONTRACT SERIES CHAIRS

Tubular steel frame, one-piece molded polypropylene shell, nylon-base swivel glides. Optional configurations include a left-hand articulating tablet arm, casters, a bookrack and padded seat pad. Models with a seat pad consist of polyurethane foam covered with fabric. Also, an optional right- or left-hand KD articulating tablet arm can be purchased separately, as can an optional KD arm kit with tubular-steel arms and polypropylene armrests. The KD articulating tablet arm measures 21<sup>1</sup>/<sub>4</sub>" x 15<sup>3</sup>/<sub>8</sub>" x <sup>5</sup>/<sub>8</sub>" and has a plywood core. Chairs with an articulating tablet arm cannot accommodate an optional KD arm kit.

Optional steel-base and felt-base glides are available. Metal surfaces are available chromed or with a powder coat finish.



SCT	17 <sup>1</sup> / <sub>2</sub> " seat height, right-hand articulating tablet arm.	896.00	2	30.8	8.85		Call
SGARMSKD	Optional arm kit, right-hand and left-hand tubular steel arms, field-installed.	318.00	1	4.7	0.47	*	85
SGTALHKD	Optional KD articulating tablet arm, left-hand.	459.00	1	12.1	3.28	*	100
SGTARHKD	Optional KD articulating tablet arm, right-hand.	459.00	1	12.1	3.28	*	100

**Optional Configurations** - Available with an 8-week lead time unless stated otherwise.

Bookrack - Add "BR" to model no. (e.g., SGTBR).	+ 45.00	
Padded Seat - Add "P" to model no. (e.g., SGTP).	+ 60.00	
Casters - Add "C" to model no. (e.g., SCTC).	+ 50.00	
Left-Handed - Add "L" to model no. (e.g., SCTL).	No Upcharge	

### HOW TO ORDER:

- Plastic, top and frame finish colors and color codes are listed on pages xi-xii.
- To order chair desks, specify the model number, plastic seat, top and frame finish color codes (e.g., SCT-BLU65-MPL385CLR-CHRM).
- To order chair desks with upholstery, specify the model number, plastic seat, upholstery, top and frame finish color codes (e.g., SGTP-BLU65-BLU270-MPL385CLR-CHRM).
- Glide Options: Felt-Base Glides - Add "FG" to model no. (e.g. SCTFG); Steel-Base Glides - Add "SG" to model no. (e.g. SCTSG).

Sage Series continued on page 30.



# COMBO UNITS

SOLD IN FULL CARTONS ONLY

Model No.	Description	Unit Price F.O.B. Warehouse	Units Per Carton	Unit Weight	Unit Cube	Fed Ex.	Freight Class
-----------	-------------	-----------------------------------	------------------------	----------------	--------------	------------	------------------

## SAGE™ SERIES - Chair Desks (19½" x 25½" Top)

Tubular steel frame, one-piece molded polypropylene shell. Models are available with an FRW™ hard plastic work surface. Optional configurations include a backpack hanger, a left-handed work surface, and a padded seat. Available with or without a steel-rod bookrack. Standard with Graphite glide sleeves only. Nylon-base swivel glides. Optional steel-base and felt-base glides are available. Metal surfaces are available chromed or with a powder coat finish. Seat height 18". Overall dimensions: 39½"D x 25½"W x 32½"H. Body Clearance: 16½".



SGCOBRM	Hard plastic top, right-handed, bookrack.	1303.00	2	38.0	10.55		300
SGCONBRM	Hard plastic top, right-handed, no bookrack.	1258.00	2	35.4	10.55		300

**Optional Configurations** - Available with an 8-week lead time unless stated otherwise.

Backpack Hanger - Add "BH" to model no. (e.g., SGCOBRBM).	+ 30.00	
Padded Seat - Add "P" to model no. (e.g., SGCOBRMP).	+ 60.00	
Left-Handed - Add "LH" to model no. (e.g., SGCOLHBRM).	No Upcharge	

### HOW TO ORDER:

- Plastic, top and frame finish colors and color codes are listed on pages xi-xii.
- To order chair desks, specify the model number, plastic seat, top and frame finish color codes (e.g., SGCOBRM-BLU65-MPL385CLR-CHRM).
- To order chair desks with upholstery, specify the model number, plastic seat, upholstery, top and frame finish color codes (e.g., SGCOBRMP-BLU65-BLU270-MPL385CLR-CHRM).
- Glide Options: Felt-Base Glides - Add "FG" to model no. (e.g. SGCOBRMFG); Steel-Base Glides - Add "SG" to model no. (e.g. SGCOBRMSG).

## SAGE™ SERIES - Chair Desks (19½" x 32½" Top) Collaborative Learning Top

Tubular steel frame, one-piece molded polypropylene shell. Work surface is hexagon-shaped to support collaborative grouping of desks. Models are available with a particle-board-core high-pressure laminate work surface with beveled and lacquer-sealed edges. Optional configurations include a cup holder, a padded seat, an FRW™ hard plastic work surface, a left-handed work surface, and a laminate work surface with a urethane-based Sure Edge® finish. Available with or without a steel-rod bookrack and backpack hanger. Standard with Graphite glide sleeves only. Nylon-base swivel glides. Optional steel-base and felt-base glides are available. Metal surfaces are available chromed or with a powder coat finish. Seat height is 17½". Overall dimensions: 34½"D x 22"W x 31½"H. Body Clearance: 16½".



SGC1CT	Laminate top, bookrack, right-handed.	1207.00	2	37.4	14.44		300
SGC2CT	Laminate top, bookrack, backpack hanger, right-handed.	1237.00	2	37.9	14.44		Call
SGC3CT	Laminate top, no bookrack, right-handed.	1162.00	2	34.8	14.44		300
SGC4CT	Laminate top, no bookrack, backpack hanger, right-handed.	1192.00	2	35.3	14.44		Call

**Optional Configurations** - Available with an 8-week lead time unless stated otherwise.

Cup Holder - Add "C" to model no. (e.g., SGC1CTC).	+ 45.00	
Hard Plastic Top - Add "M" to model no. (e.g., SGC1CTM).	+ 90.00	
Padded Seat - Add "P" to model no. (e.g., SGC1CTP).	+ 60.00	
Sure Edge Finish - Add "AE" to model no. (e.g., SGC1CTAE).	+ 40.00	
Left-Handed - Add "LH" to model no. (e.g., SGC1LHCT).	No Upcharge	

### HOW TO ORDER:

- Plastic, top and frame finish colors and color codes are listed on pages xi-xii.
- To order combo units, specify the model number, plastic seat, top and frame finish color codes (e.g., SGC1CT-BLU65-MPL385CLR-CHRM).
- To order chair desks with upholstery, specify the model number, plastic seat, upholstery, top and frame finish color codes (e.g., SGC1CTP-BLU65-BLU270-MPL385CLR-CHRM).
- Glide Options: Felt-Base Glides - Add "FG" to model no. (e.g. SGC1CTFG); Steel-Base Glides - Add "SG" to model no. (e.g. SGC1CTSG).

## SAGE™ SERIES - Chair Desks (19½" x 25½" Top) with Civitas Frame

Tubular steel frame, one-piece molded polypropylene shell. Models are available with a particleboard-core high-pressure laminate work surface with beveled and lacquer-sealed edges. Optional configurations include an FRW™ hard plastic work surface, a left-handed work surface, a padded seat, and a laminate work surface with a urethane-based Sure Edge® finish. Available with or without a steel-rod bookrack and backpack hanger. Standard with Graphite glide sleeves only. Nylon-base swivel glides. Optional steel-base and felt-base glides are available. Metal surfaces are available chromed or with a powder coat finish. Seat height is 17½".



CCSG1	Laminate top, bookrack, right-handed.	1102.00	2	36.5	10.55		300
CCSG2	Laminate top, bookrack, backpack hanger, right-handed.	1132.00	2	37.0	10.55		300
CCSG3	Laminate top, no bookrack, right-handed.	1057.00	2	31.3	10.55		300
CCSG4	Laminate top, no bookrack, backpack hanger, right-handed.	1087.00	2	31.8	10.55		Call

**Optional Configurations** - Available with an 8-week lead time unless stated otherwise.

Hard Plastic Top - Add "M" to model no. (e.g., CCSG1M).	+ 90.00	
Padded Seat - Add "P" to model no. (e.g., CCSG1P).	+ 60.00	
Sure Edge Finish - Add "AE" to model no. (e.g., CCSG1AE).	+ 40.00	
Left-Handed - Add "LH" to model no. (e.g., CCSG1LH).	No Upcharge	

### HOW TO ORDER:

- Plastic, top and frame finish colors and color codes are listed on pages xi-xii.
- To order combo units, specify the model number, plastic seat, top and frame finish color codes (e.g., CCSG1-BLU65-MPL385CLR-CHRM).
- To order chair desks with upholstery, specify the model number, plastic seat, upholstery, top and frame finish color codes (e.g., CCSG1P-BLU65-BLU270-MPL385CLR-CHRM).
- Glide Options: Felt-Base Glides - Add "FG" to model no. (e.g. CCSG1FG); Steel-Base Glides - Add "SG" to model no. (e.g. CCSG1SG).

Sage Series continued on page 31.



Products on this page are GREENGUARD® certified.

Virco®



# COMBO UNITS

SOLD IN FULL CARTONS ONLY

Model No.	Description	Unit Price F.O.B. Warehouse	Units Per Carton	Unit Weight	Unit Cube	Fed Ex.	Freight Class
-----------	-------------	-----------------------------------	------------------------	----------------	--------------	------------	------------------

## SAGE™ SERIES - Articulating Tablet Arm Chair Desks (21¼" x 15" x 10½" Top)

Tubular steel frame, one-piece molded polypropylene shell with color-coordinated glide sleeves. Models are available with a plywood-core high-pressure laminate work surface with beveled and lacquer-sealed edges. Optional configurations include a left-handed work surface and a padded seat. Nylon-base swivel glides. Optional steel-base and felt-base glides are available. Metal surfaces are available chromed or with a powder coat finish. Seat height is 18". Overall dimensions: 34¼"H x 22½"W x 28"H. Body Clearance: 15".



SG418TABR	Articulating tablet arm, right-handed, bookrack.	1136.00	1	34.2	14.63		300
-----------	--	---------	---	------	-------	--	-----

**Optional Configurations** - Available with an 8-week lead time unless stated otherwise.

Padded Seat - Add "P" to model no. (e.g., SG418TABRP).	+ 60.00	
Left-Handed - Add "LH" to model no. (e.g., SG418TABRLH).	No Upcharge	

### HOW TO ORDER:

- Plastic, top and frame finish colors and color codes are listed on pages xi-xii.
- To order combo units, specify the model number, plastic seat, top and frame finish color codes (e.g., SG418TABR-BLU65-MPL385CLR-CHRM).
- To order chair desks with upholstery, specify the model number, plastic seat, upholstery, top and frame finish color codes (e.g., SG418TABRP-BLU65-BLU270-MPL385CLR-CHRM).
- Glide Options: Felt-Base Glides - Add "FG" to model no. (e.g. SG418TABRFG); Steel-Base Glides - Add "SG" to model no. (e.g. SG418TABRSG).

## SAGE™ SERIES - Fixed Tablet Arm Chair Desks (21¼" x 22¼" x 7¼" Top)

Tubular steel frame, one-piece molded polypropylene shell with color-coordinated glide sleeves. Models are available with a plywood-core high-pressure laminate work surface with beveled and lacquer-sealed edges. Optional configurations include a padded seat. Nylon-base swivel glides. Optional steel-base and felt-base glides are available. Metal surfaces are available chromed or with a powder coat finish. Seat height is 18". Overall dimensions: 34¼"H x 22"W x 31½"H. Body Clearance: 16½".



SG418TAFBR	Tablet arm, right-handed, bookrack.	1136.00	1	38.3	14.63		300
------------	-------------------------------------	---------	---	------	-------	--	-----

**Optional Configurations** - Available with an 8-week lead time unless stated otherwise.

Padded Seat - Add "P" to model no. (e.g., SG418TAFBRP).	+ 60.00	
---	---------	--

### HOW TO ORDER:

- Plastic, top and frame finish colors and color codes are listed on pages xi-xii.
- To order combo units, specify the model number, plastic seat, top and frame finish color codes (e.g., SG418TAFBR-BLU65-MPL385CLR-CHRM).
- To order chair desks with upholstery, specify the model number, plastic seat, upholstery, top and frame finish color codes (e.g., SG418TAFBRP-BLU65-BLU270-MPL385CLR-CHRM).
- Glide Options: Felt-Base Glides - Add "FG" to model no. (e.g. SG418TAFBRFG); Steel-Base Glides - Add "SG" to model no. (e.g. SG418TAFBRSG).

## SAGE™ SERIES - Sled-Based Chair Desks (18½" x 25" Bowfront Top)

Tubular steel frame, one-piece molded polypropylene shell. Models are available with an FRW™ hard plastic work surface. A convenient double-entry configuration allows easy seat access from either side of the unit. Optional configurations include a backpack hanger and a padded seat. Available with or without a steel-rod bookrack. Four non-adjustable nylon glides. Seat height is 18". Overall dimensions: 39¾"D x 25"W x 33¼"H. Body Clearance: 16¼".



SGSLEDBRM	Hard plastic top, bookrack.	1462.00	1	47.5	20.52		300
SGSLEDNBRM	Hard plastic top, no bookrack.	1417.00	1	45.2	20.52		300

**Optional Configurations** - Available with an 8-week lead time unless stated otherwise.

Backpack Hanger - Add "BH" to model no. (e.g., SGSLEDBRBHM).	+ 30.00	
Padded Seat - Add "P" to model no. (e.g., SGSLEDBRMP).	+ 60.00	

### HOW TO ORDER:

- Plastic, top and frame finish colors and color codes are listed on pages xi-xii.
- To order combo units, specify the model number, plastic seat, top and frame finish color codes (e.g., SGSLEDBRM-BLU65-BRN38-CHRM).
- To order chair desks with upholstery, specify the model number, plastic seat, upholstery, top and frame finish color codes (e.g., SGSLEDBRMP-BLU65-BLU270-BRN38-CHRM).

## SAGE™ SERIES - Agile Combo Units (19¾" x 25¾" Top)

Tubular steel frame, ergonomically contoured polypropylene shell, twin-wheel soft caster on each front leg for enhanced mobility and a compression-brake ("sit-lock") feature. Models are available with a particleboard-core high-pressure laminate work surface with beveled and lacquer-sealed edges. Optional configurations include an FRW™ hard plastic work surface and a left-handed work surface, a padded seat, and a laminate work surface with a urethane-based Sure Edge® finish. Available with or without a steel-rod bookrack and backpack hanger. Each rear leg shall have a rubber-base swivel glide. Standard with Graphite glide sleeves only. Metal surfaces are available chromed or with a powder coat finish. Seat height is 17½". Overall dimensions: 36¼"D x 25¾"W x 32½"H. Body Clearance: 16½".



ACS1	Laminate top, bookrack, right-handed.	974.00	2	38.1	10.55		300
ACS2	Laminate top, bookrack, backpack hanger, right-handed	1004.00	2	38.6	10.55		Call
ACS3	Laminate top, no bookrack, right-handed.	929.00	2	33.5	10.55		300
ACS4	Laminate top, no bookrack, backpack hanger, right-handed.	959.00	2	34.0	10.55		300

**Optional Configurations** - Available with an 8-week lead time unless stated otherwise.

Hard Plastic Top - Add "M" to model no. (e.g., ACS1M).	+ 90.00	
Padded Seat - Add "P" to model no. (e.g., ACS1P).	+ 60.00	
Sure Edge Finish - Add "AE" to model no. (e.g., ACS1AE).	+ 40.00	
Left-Handed - Add "LH" to model no. (e.g., ACS1LH).	No Upcharge	

### HOW TO ORDER:

- Plastic, top and frame finish colors and color codes are listed on pages xi-xii.
- To order combo units, specify the model number, plastic seat, top and frame finish color codes (e.g., ACS1-BLU65-MPL385CLR-CHRM).
- To order chair desks with upholstery, specify the model number, plastic seat, upholstery, top and frame finish color codes (e.g., ACS1P-BLU65-BLU270-MPL385CLR-CHRM).

Sage Series continued on page 32.



Products on this page are GREENGUARD® certified.

# COMBO UNITS

SOLD IN FULL CARTONS ONLY

Model No.	Description	Unit Price F.O.B. Warehouse	Units Per Carton	Unit Weight	Unit Cube	Fed Ex.	Freight Class
-----------	-------------	-----------------------------------	------------------------	----------------	--------------	------------	------------------

## SAGE™ SERIES - Agile Combo Units (19<sup>7</sup>/<sub>8</sub>" x 32<sup>1</sup>/<sub>2</sub>" Top) Collaborative Learning Top with Civitas Frame

Tubular steel frame, ergonomically contoured polypropylene shell, twin-wheel soft caster on each front leg for enhanced mobility and a compression-brake ("sit-lock") feature. Models are available with a particleboard-core high-pressure laminate work surface with beveled and lacquer-sealed edges. Optional configurations include an FRW™ hard plastic work surface and a left-handed work surface, a padded seat, and a laminate work surface with a urethane-based Sure Edge® finish. Available with or without a steel-rod bookrack and backpack hanger. Each rear leg shall have a rubber-base swivel glide. Standard with Graphite glide sleeves only. Metal surfaces are available chromed or with a powder coat finish. Seat height is 17<sup>1</sup>/<sub>2</sub>".



ACCS1CT	Laminate top, bookrack, right-handed.	972.00	2	37.2	14.44		300
ACCS2CT	Laminate top, bookrack, backpack hanger, right-handed.	1002.00	2	30.3	14.44		300
ACCS3CT	Laminate top, no bookrack, right-handed.	927.00	2	24.6	14.44		300
ACCS4CT	Laminate top, no bookrack, backpack hanger, right-handed.	957.00	2	25.1	14.44		300

**Optional Configurations** - Available with an 8-week lead time unless stated otherwise.

Hard Plastic Top - Add "M" to model no. (e.g., ACCS1CTM).	+ 90.00	
Padded Seat - Add "P" to model no. (e.g., ACCS1CTP).	+ 60.00	
Sure Edge Finish - Add "AE" to model no. (e.g., ACCS1CTAE).	+ 40.00	
Left-Handed - Add "LH" to model no. (e.g., ACCS1LHCT).	No Upcharge	

### HOW TO ORDER:

- Plastic, top and frame finish colors and color codes are listed on pages xi-xii.
- To order combo units, specify the model number, plastic seat, top and frame finish color codes (e.g., ACCS1CT-BLU65-MPL385CLR-CHRM).
- To order chair desks with upholstery, specify the model number, plastic seat, upholstery, top and frame finish color codes (e.g., ACCS1CTP-BLU65-BLU270-MPL385CLR-CHRM).

## SAGE™ SERIES - Agile Combo Units (19<sup>7</sup>/<sub>8</sub>" x 32<sup>1</sup>/<sub>2</sub>" Top) Collaborative Learning Top

Tubular steel frame, ergonomically contoured polypropylene shell, twin-wheel soft caster on each front leg for enhanced mobility and a compression-brake ("sit-lock") feature. Work surface is hexagon-shaped to support collaborative grouping of desks. Models are available with a particleboard-core high-pressure laminate work surface with beveled and lacquer-sealed edges. Optional configurations include a cup holder, an FRW™ hard plastic work surface, a left-handed work surface, a padded seat, and a laminate work surface with a urethane-based Sure Edge® finish. Available with or without a steel-rod bookrack and backpack hanger. Each rear leg shall have a rubber-base swivel glide. Standard with Graphite glide sleeves only. Metal surfaces are available chromed or with a powder coat finish. Seat height is 17<sup>1</sup>/<sub>2</sub>".



ACS1CT	Laminate top, bookrack, right-handed.	1034.00	2	37.5	14.44		300
ACS2CT	Laminate top, bookrack, backpack hanger, right-handed.	1064.00	2	38.0	14.44		Call
ACS3CT	Laminate top, no bookrack, right-handed.	989.00	2	34.9	14.44		Call
ACS4CT	Laminate top, no bookrack, backpack hanger, right-handed.	1019.00	2	35.4	14.44		Call

**Optional Configurations** - Available with an 8-week lead time unless stated otherwise.

Cup Holder - Add "C" to model no. (e.g., ACS1CTC).	+ 45.00	
Hard Plastic Top - Add "M" to model no. (e.g., ACS1CTM).	+ 90.00	
Left-Handed - Add "LH" to model no. (e.g., ACS1LHCT).	No Upcharge	
Padded Seat - Add "P" to model no. (e.g., ACS1CTP).	+ 60.00	
Sure Edge Finish - Add "AE" to model no. (e.g., ACS1CTAE).	+ 40.00	

### HOW TO ORDER:

- Plastic, top and frame finish colors and color codes are listed on pages xi-xii.
- To order combo units, specify the model number, plastic seat, top and frame finish color codes (e.g., ACS1CT-BLU65-MPL385CLR-CHRM).
- To order chair desks with upholstery, specify the model number, plastic seat, upholstery, top and frame finish color codes (e.g., ACS1CTP-BLU65-BLU270-MPL385CLR-CHRM).

## TELOS® SERIES - Chair Desks

Tubular steel frame, Martest® 21 or Fortified Recycled Wood™ (FRW™) hard plastic seat and back. Models are available with an FRW™ hard plastic work surface. Available with two work surfaces: 19<sup>7</sup>/<sub>8</sub>" x 25<sup>3</sup>/<sub>8</sub>" and 18" x 24". Optional configurations include a backpack hanger. Available with or without a steel-rod bookrack and. Nylon-base swivel glides. Optional steel-base and felt-base glides are available. Standard with Graphite glide sleeves only. Metal surfaces are available chromed or with a powder coat finish. Seat height 18". Work Surface (19<sup>7</sup>/<sub>8</sub>" x 25<sup>3</sup>/<sub>8</sub>") Overall Dimensions: 36<sup>3</sup>/<sub>8</sub>"D x 24"W x 31"H. Body Clearance: 16". Work Surface (18" x 24"). Overall Dimensions: 36<sup>3</sup>/<sub>8</sub>"D x 25<sup>3</sup>/<sub>8</sub>"W x 31"H. Body Clearance: 16".



N3COBRM	19 <sup>7</sup> / <sub>8</sub> " x 25 <sup>3</sup> / <sub>8</sub> ", bookrack.	1036.00	2	49.7	10.70		300
N3CONBRM	19 <sup>7</sup> / <sub>8</sub> " x 25 <sup>3</sup> / <sub>8</sub> ", no bookrack.	991.00	2	47.1	10.70		300
N3CORBRM	18" x 24", bookrack.	1015.00	2	49.2	10.70		300
N3CORNBRM	18" x 24", no bookrack.	970.00	2	46.6	10.70		300

**Optional Configurations** - Available with an 8-week lead time unless stated otherwise.

Backpack Hanger - Add "BH" to model no. (e.g., N3COBRMH).	+ 30.00	
---	---------	--

### HOW TO ORDER:

- Plastic, top and frame finish colors and color codes are listed on pages xi-xii.
- To order chair desks, specify the model number, plastic seat, top and frame finish color codes (e.g., N3CORBRM-BLU40-BRN38-CHRM).
- Glide Options: Felt-Base Glides - Add "FG" to model no. (e.g., N3COBRMFG); Steel-Base Glides - Add "SG" to model no. (e.g., N3COBRMSG).



Products on this page are GREENGUARD® certified.

Virco®

# COMBO UNITS

SOLD IN FULL CARTONS ONLY

Model No.	Description	Unit Price F.O.B. Warehouse	Units Per Carton	Unit Weight	Unit Cube	Fed Ex.	Freight Class
-----------	-------------	-----------------------------------	------------------------	----------------	--------------	------------	------------------

## ZUMA® SERIES - Chair Desks (19<sup>3</sup>/<sub>8</sub>" x 25<sup>3</sup>/<sub>8</sub>" Bowfront Top)

Tubular steel frame, one-piece molded polypropylene shell. Models are available with an FRW™ hard plastic work surface. Optional configurations include a backpack hanger and a left-handed work surface. Available with or without a steel-rod bookrack. Standard with Graphite glide sleeves only. Nylon-base swivel glides. Optional steel-base and felt-base glides are available. Metal surfaces are available chromed or with a powder coat finish. Overall dimensions: 37<sup>1</sup>/<sub>4</sub>"D x 25<sup>3</sup>/<sub>8</sub>"W x 32<sup>3</sup>/<sub>8</sub>"H. Body Clearance: 16<sup>1</sup>/<sub>2</sub>".



ZCOBRM	Hard plastic top, right-handed, bookrack.	1290.00	2	37.2	10.28		300
ZCONBRM	Hard plastic top, right-handed, no bookrack.	1245.00	2	34.6	10.28		300

**Optional Configurations** - Available with an 8-week lead time unless stated otherwise.

Backpack Hanger - Add "BH" to model no. (e.g., ZCOBRBHM).	+ 30.00	
Left-Handed - Add "LH" to model no. (e.g., ZCOLHBRM).	No Upcharge	

### HOW TO ORDER:

- Plastic, top and frame finish colors and color codes are listed on pages xi-xii.
- To order chair desks, specify the model number, plastic seat, top and frame finish color codes (e.g., ZCOBRM-BLU40-BRN38-CHRM).
- Glide Options: Felt-Base Glides - Add "FG" to model no. (e.g. ZCOBRMFG); Steel-Base Glides - Add "SG" to model no. (e.g. ZCOBRMSG).

## ZUMA® SERIES - Chair Desks (19<sup>7</sup>/<sub>8</sub>" x 32<sup>1</sup>/<sub>2</sub>" Top) Collaborative Learning Top

Tubular steel frame, one-piece molded polypropylene shell. Work surface is hexagon-shaped to support collaborative grouping of desks. Models are available with a particle-board-core high-pressure laminate work surface with beveled and lacquer-sealed edges. Optional configurations include a cup holder, an FRW™ hard plastic work surface, a left-handed work surface, and a laminate work surface with a urethane-based Sure Edge® finish. Available with or without a steel-rod bookrack and backpack hanger. Standard with Graphite glide sleeves only. Nylon-base swivel glides. Metal surfaces are available chromed or with a powder coat finish.



ZC1CT	Laminate top, bookrack, right-handed.	1310.00	2	36.7	14.07		300
ZC2CT	Laminate top, bookrack, backpack hanger, right-handed.	1340.00	2	36.5	14.07		300
ZC3CT	Laminate top, no bookrack, right-handed.	1265.00	2	33.4	14.07		300
ZC4CT	Laminate top, no bookrack, backpack hanger, right-handed.	1295.00	2	33.9	14.07		300

**Optional Configurations** - Available with an 8-week lead time unless stated otherwise.

Cup Holder - Add "C" to model no. (e.g., ZC1CTC).	+ 45.00	
Hard Plastic Top - Add "M" to model no. (e.g., ZC1CTM).	+ 90.00	
Sure Edge Finish - Add "AE" to model no. (e.g., ZC1CTAE).	+ 40.00	
Left-Handed - Add "LH" to model no. (e.g., ZC1LHCT).	No Upcharge	

### HOW TO ORDER:

- Plastic, top and frame finish colors and color codes are listed on pages xi-xii.
- To order chair desks, specify the model number, plastic seat, top and frame finish color codes (e.g., ZC1CT-BLU40-MPL385CLR-CHRM).
- Glide Options: Felt-Base Glides - Add "FG" to model no. (e.g. ZC1CTFG); Steel-Base Glides - Add "SG" to model no. (e.g. ZC1CTSG).

## ZUMA® SERIES - Chair Desks (19<sup>3</sup>/<sub>8</sub>" x 25<sup>3</sup>/<sub>8</sub>" Top) with Civitas Frame

Tubular steel frame, one-piece molded polypropylene shell. Models are available with a particleboard-core high-pressure laminate work surface with beveled and lacquer-sealed edges. Optional configurations include an FRW™ hard plastic work surface and a left-handed work surface, and a laminate work surface with a urethane-based Sure Edge® finish. Available with or without a steel-rod bookrack and backpack hanger. Standard with Graphite glide sleeves only. Nylon-base swivel glides. Optional steel-base and felt-base glides are available. Metal surfaces are available chromed or with a powder coat finish. Seat height is 18".



CCZ1	Laminate top, bookrack, right-handed.	1049.00	2	36.5	10.28		300
CCZ2	Laminate top, bookrack, backpack hanger, right-handed.	1079.00	2	37.0	10.28		300
CCZ3	Laminate top, no bookrack, right-handed.	1004.00	2	31.3	10.28		Call
CCZ4	Laminate top, no bookrack, backpack hanger, right-handed.	1034.00	2	31.8	10.28		300

**Optional Configurations** - Available with an 8-week lead time unless stated otherwise.

Hard Plastic Top - Add "M" to model no. (e.g., CCZ1M).	+ 90.00	
Sure Edge Finish - Add "AE" to model no. (e.g., CCZ1AE).	+ 40.00	
Left-Handed - Add "LH" to model no. (e.g., CCZ1LH).	No Upcharge	

### HOW TO ORDER:

- Plastic, top and frame finish colors and color codes are listed on pages xi-xii.
- To order chair desks, specify the model number, plastic seat, top and frame finish color codes (e.g., CCZ1-BLU40-MPL385CLR-CHRM).
- Glide Options: Felt-Base Glides - Add "FG" to model no. (e.g. CCZ1FG); Steel-Base Glides - Add "SG" to model no. (e.g. CCZ1SG).

ZUMA Series continued on page 34.

# COMBO UNITS

SOLD IN FULL CARTONS ONLY

Model No.	Description	Unit Price F.O.B. Warehouse	Units Per Carton	Unit Weight	Unit Cube	Fed Ex.	Freight Class
-----------	-------------	-----------------------------------	------------------------	----------------	--------------	------------	------------------

## ZUMA® SERIES - Articulating Tablet Arm Chair Desks (21¼" x 15" x 10½" Top)

Tubular steel frame, one-piece molded polypropylene shell with color-coordinated glide sleeves. Models are available with a plywood-core high-pressure laminate work surface with beveled and lacquer-sealed edges. Optional configurations include a left-handed work surface. Nylon-base swivel glides. Optional steel-base and felt-base glides are available. Metal surfaces are available chromed or with a powder coat finish. Seat height is 18". Overall dimensions: 32¼"H x 22½"W x 28½"H. Body Clearance: 15".

ZU418TABR	21¼" x 15" x 10½" articulating tablet arm, right-handed, bookrack.	1144.00	1	33.5	14.63		300
-----------	--	---------	---	------	-------	--	-----

**Optional Configurations** - Available with an 8-week lead time unless stated otherwise.

Left-Handed - Add "LH" to model no. (e.g., ZU418TABRLH).

No Upcharge

### HOW TO ORDER:

- Plastic, top and frame finish colors and color codes are listed on pages xi-xii.
- To order chair desks, specify the model number, plastic seat, top and frame finish color codes (e.g., ZU418TABR-BLU40-MPL385CLR-CHRM).
- Glide Options: Felt-Base Glides - Add "FG" to model no. (e.g. ZU418TABRFG); Steel-Base Glides - Add "SG" to model no. (e.g. ZU418TABRSG).

## ZUMA® SERIES - Fixed Tablet Arm Chair Desks (22½" x 24¼" x 7¼" Top)

Tubular steel frame, one-piece molded polypropylene shell with color-coordinated glide sleeves. Models are available with a plywood-core high-pressure laminate work surface with beveled and lacquer-sealed edges. Optional configurations include a left-handed work surface. Nylon-base swivel glides. Optional steel-base and felt-base glides are available. Metal surfaces are available chromed or with a powder coat finish. Seat height is 18". Overall dimensions: 32½"D x 22"W x 32¼"H. Body Clearance: 16".

ZU418TAFBR	22½" x 24¼" x 7¼" fixed tablet arm, right-handed, bookrack.	903.00	1	36.2	14.63		300
------------	---	--------	---	------	-------	--	-----

**Optional Configurations** - Available with an 8-week lead time unless stated otherwise.

Left-Handed - Add "LH" to model no. (e.g., ZU418TAFBRLH).

No Upcharge

### HOW TO ORDER:

- Plastic, top and frame finish colors and color codes are listed on pages xi-xii.
- To order chair desks, specify the model number, plastic seat, top and frame finish color codes (e.g., ZU418TAFBR-BLU40-MPL385CLR-CHRM).
- Glide Options: Felt-Base Glides - Add "FG" to model no. (e.g. ZU418TAFBRFG); Steel-Base Glides - Add "SG" to model no. (e.g. ZU418TAFBRSG).

## ZUMA® SERIES - SledCombo Chair Desks (18½" x 25" Bowfront Top)

Tubular steel frame, one-piece molded polypropylene shell. Models are available with an FRW™ hard plastic work surface. A convenient double-entry configuration allows easy seat access from either side of the unit. Optional configurations include a backpack hanger. Available with or without a steel-rod bookrack. Four non-adjustable nylon glides. Seat height is 18". Overall dimensions: 39¾"D x 25"W x 33"H. Body Clearance: 16¼".

ZSLEDBRM	Hard plastic top, bookrack.	1172.00	1	46.5	20.23		300
ZSLEDNBRM	Hard plastic top, no bookrack.	1127.00	1	44.3	20.23		300

**Optional Configurations** - Available with an 8-week lead time unless stated otherwise.

Backpack Hanger - Add "BH" to model no. (e.g., ZSLEDBRBHM).

+ 30.00

### HOW TO ORDER:

- Plastic, top and frame finish colors and color codes are listed on pages xi-xii.
- To order chair desks, specify the model number, plastic seat, top and frame finish color codes (e.g., ZSLEDBRM-BLU40-BRN38-CHRM).

## ZUMA® SERIES - Agile Combo Units (19¾" x 25¾" Top)

Tubular steel frame, ergonomically contoured polypropylene shell, twin-wheel soft caster on each front leg for enhanced mobility and a compression-brake ("sit-lock") feature. Models are available with a particleboard-core high-pressure laminate work surface with beveled and lacquer-sealed edges. Optional configurations include an FRW™ hard plastic work surface, a left-handed work surface, and a laminate work surface with a urethane-based Sure Edge® finish. Available with or without a steel-rod bookrack and backpack hanger. Each rear leg shall have a rubber-base swivel glide. Standard with Graphite glide sleeves only. Metal surfaces are available chromed or with a powder coat finish. Seat height is 17½". 36¾"D x 25¾"W x 32½"H. Body Clearance: 16½".

ACZ1	Laminate top, bookrack, right-handed.	866.00	2	37.4	10.28		Call
ACZ2	Laminate top, bookrack, right-handed, backpack hanger.	896.00	2	37.9	10.28		300
ACZ3	Laminate top, no bookrack, right-handed.	821.00	2	30.7	10.28		300
ACZ4	Laminate top, no bookrack, right-handed, backpack hanger.	851.00	2	35.3	10.28		300

**Optional Configurations** - Available with an 8-week lead time unless stated otherwise.

Hard Plastic Top - Add "M" to model no. (e.g., ACZ1M).

+ 90.00

Sure Edge Finish - Add "AE" to model no. (e.g., ACZ1AE).

+ 40.00

Left-Handed - Add "LH" to model no. (e.g., ACZ1LH).

No Upcharge

### HOW TO ORDER:

- Plastic, top and frame finish colors and color codes are listed on pages xi-xii.
- To order combo units, specify the model number, plastic seat, top and frame finish color codes (e.g., ACZ1-BLU40-MPL385CLR-CHRM).

ZUMA Series continued on page 35.



Products on this page are GREENGUARD® certified.

Virco®

# COMBO UNITS

SOLD IN FULL CARTONS ONLY

Model No.	Description	Unit Price F.O.B. Warehouse	Units Per Carton	Unit Weight	Unit Cube	Fed Ex.	Freight Class
-----------	-------------	-----------------------------------	------------------------	----------------	--------------	------------	------------------

## ZUMA® SERIES - Agile Combo Units (19<sup>7</sup>/<sub>8</sub>" x 32<sup>1</sup>/<sub>2</sub>" Top) Collaborative Learning Top with Civitas Frame

Tubular steel frame, ergonomically contoured polypropylene shell, twin-wheel soft caster on each front leg for enhanced mobility and a compression-brake ("sit-lock") feature. Models are available with a particleboard-core high-pressure laminate work surface with beveled and lacquer-sealed edges. Optional configurations include an FRW™ hard plastic work surface, a left-handed work surface, and a laminate work surface with a urethane-based Sure Edge® finish. Available with or without a steel-rod bookrack and backpack hanger. Each rear leg shall have a rubber-base swivel glide. Standard with Graphite glide sleeves only. Metal surfaces are available chromed or with a powder coat finish. Seat height is 17<sup>1</sup>/<sub>2</sub>".



ACCZ1CT	Laminate top, bookrack, right-handed.	886.00	2	37.2	14.07		300
ACCZ2CT	Laminate top, bookrack, backpack hanger, right-handed.	916.00	2	37.6	14.07		300
ACCZ3CT	Laminate top, no bookrack, right-handed.	841.00	2	34.2	14.07		300
ACCZ4CT	Laminate top, no bookrack, backpack hanger, right-handed.	871.00	2	31.2	14.07		Call

**Optional Configurations** - Available with an 8-week lead time unless stated otherwise.

Hard Plastic Top - Add "M" to model no. (e.g., ACCZ1CTM).	+ 90.00	
Sure Edge Finish - Add "AE" to model no. (e.g., ACCZ1CTAE).	+ 40.00	
Left-Handed - Add "LH" to model no. (e.g., ACCZ1LHCT).	No Upcharge	

### HOW TO ORDER:

- Plastic, top and frame finish colors and color codes are listed on pages xi-xii.
- To order combo units, specify the model number, plastic seat, top and frame finish color codes (e.g., ACCZ1CT-BLU40-MPL385CLR-CHRM).

## ZUMA® SERIES - Agile Combo Units (19<sup>7</sup>/<sub>8</sub>" x 32<sup>1</sup>/<sub>2</sub>" Top) Collaborative Learning Top

Tubular steel frame, ergonomically contoured polypropylene, twin-wheel soft caster on each front leg for enhanced mobility and a compression-brake ("sit-lock") feature. Work surface is hexagon-shaped to support collaborative grouping of desks. Models are available with a particleboard-core high-pressure laminate work surface with beveled and lacquer-sealed edges. Optional configurations include a cup holder, an FRW™ hard plastic work surface, a left-handed work surface, and a laminate work surface with a urethane-based Sure Edge® finish. Available with or without a steel-rod bookrack and backpack hanger. Each rear leg shall have a rubber-base swivel glide. Standard with Graphite glide sleeves only. Metal surfaces are available chromed or with a powder coat finish.



ACZ1CT	Laminate top, bookrack, right-handed.	926.00	2	36.7	14.07		Call
ACZ2CT	Laminate top, bookrack, backpack hanger, right-handed.	956.00	2	37.2	14.07		300
ACZ3CT	Laminate top, no bookrack, right-handed.	881.00	2	34.1	14.07		300
ACZ4CT	Laminate top, no bookrack, backpack hanger, right-handed.	911.00	2	34.6	14.07		Call

**Optional Configurations** - Available with an 8-week lead time unless stated otherwise.

Cup Holder - Add "C" to model no. (e.g., ACZ1CTC).	+ 45.00	
Hard Plastic Top - Add "M" to model no. (e.g., ACZ1CTM).	+ 90.00	
Sure Edge Finish - Add "AE" to model no. (e.g., ACZ1CTAE).	+ 40.00	
Left-Handed - Add "LH" to model no. (e.g., ACZ1LHCT).	No Upcharge	

### HOW TO ORDER:

- Plastic, top and frame finish colors and color codes are listed on pages xi-xii.
- To order combo units, specify the model number, plastic seat, top and frame finish color codes (e.g., ACZ1CT-BLU40-MPL385CLR-CHRM).

## ZUMAFrd™ SERIES - Chair Desk (19<sup>3</sup>/<sub>8</sub>"D x 25<sup>3</sup>/<sub>8</sub>"W Top)

Tubular steel frame, Fortified Recycled Wood™ (FRW™) hard plastic seat and back. Models are available with an FRW™ hard plastic work surface. Available with or without a steel-rod bookrack. Nylon-base swivel glides. Optional steel-base and felt-base glides are available. Standard with Graphite glide sleeves only. Metal surfaces are available chromed or with a powder coat finish.



ZFRDCOBRM	Chair desk, bookrack.	1470.00	1	58.6	20.52		300
ZFRDCONBRM	Chair desk, no bookrack.	1425.00	1	56.0	20.52		300

### HOW TO ORDER:

- Plastic, top and frame finish colors and color codes are listed on pages xi-xii.
- To order chair desks, specify the model number, plastic seat, top and frame finish color codes (e.g., ZFRDCOBRM-BLU40-BRN38-CHRM).
- Glide Options: Felt-Base Glides - Add "FG" to model no. (e.g. ZFRDCOBRMFG); Steel-Base Glides - Add "SG" to model no. (e.g. ZFRDCOBRMSG).



# DESKS

SOLD IN FULL CARTONS ONLY

Model No.	Description	Unit Price F.O.B. Warehouse	Units Per Carton	Unit Weight	Unit Cube	Fed Ex.	Freight Class
-----------	-------------	-----------------------------------	------------------------	----------------	--------------	------------	------------------

## ROOM TO MOVE® SERIES - Sit-to-Stand Workstations

Tubular steel frame. Models are available with an 1½" thick particleboard-core high-pressure laminate work surface with a 1½" profile T-mold edge banding. Models feature lever-operated, pneumatic adjustable-height of 29" to 42". Models are equipped with four 2¾" twin-wheel, locking casters. Metal surfaces are available with a Silver Mist powder coat finish.

Optional Accessories include the following:

Modesty Panels: Rectangle and wedge-shaped sizes. (WS2430MOD-11" x 29½"); (WSWDGMOD-11" x 39½")

Plastic pencil drawer without a lock - 13"D x 22"W x 2"H. (UPDRW)

Plastic pencil drawer with a lock: 13"D x 22"W x 2"H. (UPDRWL)

Tote Tray: 12¼"D x 17"W x 3"H. (ZTT)

Accessory Tray: 4½"D x 20½"L x 3½"H. Includes a tablet slot, cup holder, and pencil holder. Factory-installed.



RMWS2430	30"W x 24"D x 29-42"H; rectangle-shaped sit-to-stand workstation.	2910.00	2	58.1	4.61		Call
RMWS2430AT	30"W x 24"D x 29-42"H; rectangle-shaped sit-to-stand workstation with accessory tray.	3161.00	3	59.0	5.32		92.5
RMWSWDG	41"W x 26"D x 29-42"H; wedge-shaped sit-to-stand workstation.	3114.00	2	69.2	7.19		Call
RMWSWDGAT	41"W x 26"D x 29-42"H; wedge-shaped sit-to-stand workstation with accessory tray.	3376.00	3	70.1	7.91		100
RMWSCNR	48"W x 26"D x 29-42"H; corner sit-to-stand workstation.	3314.00	2	66.0	5.29		85
RMWSCNRAT	48"W x 26"D x 29-42"H; corner sit-to-stand workstation with accessory tray.	3404.00	3	66.9	6.00		92.5

## Optional Accessories



WS2430MOD	Modesty panel for rectangle-shaped sit-to-stand workstation, 11" x 29½".	401.00	1	4.0	0.43		100
WSWDGMOD	Modesty panel for wedge-shaped sit-to-stand workstation, 11" x 39½".	508.00	1	4.6	0.45		92.5
UPDRW	Plastic pencil drawer, 13"D x 22"W x 2"H. Black.	647.00	1	5.0	0.47	*	100
UPDRWL	Plastic pencil drawer with lock, 13"D x 22"W x 2"H. Black.	660.00	1	5.0	0.47	*	100
ZTT	Tote tray, 12¼"D x 17"W x 3"H. Clear.	30.00	1	6.9	1.49		70

## HOW TO ORDER:

- Laminate top, edge and frame finish colors and color codes are listed on pages xi-xii.
- Accessory Tray is available in Eclipse (GRY11) or Moonstone (GRY05) only.
- To order, specify the model number, top, edge and frame finish color codes (e.g., RMWS2430-MPL385BRN38-GRY02).





# DESKS

SOLD IN FULL CARTONS ONLY

Model No.	Description	Unit Price F.O.B. Warehouse	Units Per Carton	Unit Weight	Unit Cube	Fed Ex.	Freight Class
-----------	-------------	-----------------------------------	------------------------	----------------	--------------	------------	------------------

## TOPAZ™ SERIES - Sit-to-Stand Workstations

Tubular steel frame. Models are available with an 1½" thick particleboard-core high-pressure laminate work surface with 3mm profile edge banding. Models feature lever-operated, pneumatic adjustable-height of 29" to 42". Models include four 2¾" twin-wheel, locking casters. Metal surfaces are available with a Silver Mist powder coat finish.

Optional Accessories include the following:

Modesty Panels: Rectangle and wedge-shaped sizes. (WS2430MOD-11" x 29½"); (WSWDGMOD-11" x 39½")

Plastic pencil drawer without a lock - 13"D x 22"W x 2"H. (UPDRW)

Plastic pencil drawer with a lock: 13"D x 22"W x 2"H. (UPDRWL)

Tote Tray: 12¼"D x 17"W x 3"H. (ZTT)

Accessory Tray: 4½"D x 20½"L x 3½"H. Includes a tablet slot, cup holder, and pencil holder. Factory-installed.

TZWS2430	30"W x 24"D x 29-42"H; rectangle-shaped sit-to-stand workstation.	3046.00	2	58.2	4.61		Call
TZWS2430AT	30"W x 24"D x 29-42"H; rectangle-shaped sit-to-stand workstation with accessory tray.	3194.00	3	59.1	5.32		92.5
TZWSWDG	41"W x 26"D x 29-42"H; wedge-shaped sit-to-stand workstation.	3249.00	2	69.3	7.19		Call
TZWSWDGAT	41"W x 26"D x 29-42"H; wedge-shaped sit-to-stand workstation with accessory tray.	3487.00	3	70.2	7.91		100

## Optional Accessories

WS2430MOD	Modesty panel for rectangle-shaped sit-to-stand workstation, 11" x 29½".	401.00	1	4.0	0.43		100
WSWDGMOD	Modesty panel for wedge-shaped sit-to-stand workstation, 11" x 39½".	508.00	1	4.6	0.45		92.5
UPDRW	Plastic pencil drawer, 13"D x 22"W x 2"H. Black.	647.00	1	5.0	0.47	*	100
UPDRWL	Plastic pencil drawer with lock, 13"D x 22"W x 2"H. Black.	660.00	1	5.0	0.47	*	100
ZTT	Tote tray, 12¼"D x 17"W x 3"H. Clear.	30.00	1	6.9	1.49		70

## HOW TO ORDER:

- Laminate top, 3mm edge banding and frame finish colors and color codes are listed on pages xi-xii.
- Accessory Tray is available in Eclipse (GRY11) or Moonstone (GRY05) only.
- To order, specify the model number, top, edge and frame finish color codes (e.g., TZWS2430-MPL008BRN09-GRY02).



# DESKS

SOLD IN FULL CARTONS ONLY

Model No.	Description	Unit Price F.O.B. Warehouse	Units Per Carton	Unit Weight	Unit Cube	Fed Ex.	Freight Class
-----------	-------------	-----------------------------------	------------------------	----------------	--------------	------------	------------------

## ZUMA® SERIES - ZBOOM Desks (28" x 28" Top)

Tubular steel frame, boomerang-shaped work surface. Models are available with an 1½" thick particleboard-core high-pressure laminate work surface with a T-mold edge banding or an optional FRW™ hard plastic work surface. Work surface enables 4-desk clusters for collaborative learning activities. Models come standard with a 22" to 34" top-height adjustment range. Metal surfaces are available chromed or with a powder coat finish. Nylon-base swivel glides. Optional steel-base and felt-base glides are available. Optional configurations include the following:

Chrome Backpack Hanger: Steel rod with a mounting plate attached to the underside of the work surface. (BH)

Caster: A single caster is available only for the desk's middle leg; this single caster is not available for use with desks having stand-up height legs. Use of the caster increases the height range from 22"-34" to 23"-34". (C)

Gang Brackets: These consist of two steel plates with a strip of 3M™ Dual Lock fastener adhered to each; two gang brackets are secured to the underside of the work surface along the edges. Ganging takes place by fastening the gang brackets of adjoining desks. (G)

Plastic Book Box: A 17½"W x 16"D x 4¼"H rectangular book box consisting of molded polypropylene. (BB)

Stand-Up Height: An optional stand-up height top range of 29"-41". (SU)

Stand-Up Height Leg Brace: An arched, tubular steel leg brace is available for use only with optional stand-up height models. Use of the leg brace reduces the height range from 29"-41" to 31"-41". Leg brace components are only available with a powder coat finish. (LB)

Tote Tray: A 3" clear deep plastic tote tray is available and includes attachment rails and fasteners for mounting the tote tray beneath a desktop. (TT)

Wire Book Basket: An all-steel, open-view book basket measuring 4"H x 18"W x 15"D. (BR)

Wire Book Basket with a Paper/Pencil Tray: An all-steel, open-view book basket measuring 4"H x 18"W x 15"D with a plastic paper/pencil tray. (BRT)

ZBOOM	Laminate top, 22"-34"H.	686.00	2	31.4	4.95	*	125
ZBOOMM	Hard plastic top, 22"-34"H.	776.00	2	29.8	4.95	*	125
ZBOOMSU	Laminate top, 29"-41"H, stand-up.	726.00	2	33.3	6.61	*	150
ZBOOMSUM	Hard plastic top, 29"-41"H, stand-up.	816.00	2	31.7	6.61	*	150

**Optional Configurations** - Available with an 8-week lead time unless stated otherwise.

Backpack Hanger - Add "BH" to model no. (e.g., ZBOOMBH).	+ 30.00	
Caster - Add "C" to model no. (e.g., ZBOOMC).	+ 50.00	
Gang Brackets - Add "G" to model no. (e.g., ZBOOMG).	+ 35.00	
Plastic Book Box - Add "BB" to model no. (e.g., ZBOOMBB).	+ 30.00	
Stand-Up Height Leg Brace - Add "LB" to model no. (e.g., ZBOOMSULB).	+ 45.00	
Tote Tray - Add "TT" to model no. (e.g., ZBOOMTT).	+ 30.00	
Wire Book Basket - Add "BR" to model no. (e.g., ZBOOMBR).	+ 45.00	
Wire Book Basket with a Paper/Pencil Tray - Add "BRT" to model no. (e.g., ZBOOMBRT).	+ 75.00	

### HOW TO ORDER:

- Laminate and hard plastic top, edge banding, book box and frame finish colors and color codes are listed on pages xi-xii.
- To order, specify the model number, book box, top, banding, and frame finish color codes (e.g., ZBOOMMBB-BLU40-BRN38-GRY02).
- Glide Options: Felt-Base Glides - Add "FG" to model no. (e.g. ZBOOMFG); Steel-Base Glides - Add "SG" to model no. (e.g. ZBOOMSG).

## ZUMA® SERIES - Slide Desks (22" x 32" Top)

Tubular steel frame, slide-shaped 22" x 32" work surface collaborative top allows for single-student use or grouping of multiple desks in various arrangements. Models are available with an 1½" thick particleboard-core high-pressure laminate work surface with a T-mold edge banding. Models are available with a 30" fixed-height and a 22"-34" adjustable-height work surface. Metal surfaces are available chromed or with a powder coat finish. Nylon-base swivel glides. Optional steel-base and felt-base glides are available. Optional configurations include the following:

Chrome Backpack Hanger: Steel rod with a mounting plate attached to the underside of the work surface. (BH)

Casters: Two casters available on legs opposite user side only. (Only available with adjustable-height BOX, BR and BRT models). (C2)

Plastic Book Box: A 17½"W x 16"D x 4¼"H rectangular book box consisting of molded polypropylene. (BB)

Tote Tray: A 3" clear deep plastic tote tray is available and includes attachment rails and fasteners for mounting the tote tray beneath a desktop. (TT)

Wire Book Basket: An all-steel, open-view book basket measuring 4"H x 18"W x 15"D. (BR)

Wire Book Basket with a Paper/Pencil Tray: An all-steel, open-view book basket measuring 4"H x 18"W x 15"D with a plastic paper/pencil tray. (BRT)

ZSL30	30" fixed-height, laminated top.	460.00	2	41.6	9.89		150
ZSLADJ	22"-34" adjustable-height, laminated top.	490.00	2	43.1	9.89		150

**Optional Configurations** - Available with an 8-week lead time unless stated otherwise.

Backpack Hanger - Add "BH" to model no. (e.g., ZSL30BH).	+ 30.00	
Casters (two casters on legs opposite user side only) - Add "C2" to model no. (e.g., ZSLADJBOXC2).	+ 25.00	
Plastic Book Box - Add "BOX" to model no. (e.g., ZSL30BOX).	+ 30.00	
Tote Tray - Add "TT" to model no. (e.g., ZSL30TT).	+ 30.00	
Wire Book Basket - Add "BR" to model no. (e.g., ZSL30BR).	+ 45.00	
Wire Book Basket with a Paper/Pencil Tray - Add "BRT" to model no. (e.g., ZSL30BRT).	+ 75.00	

### HOW TO ORDER:

- Laminate top, edge banding, book box and frame finish colors and color codes are listed on pages xi-xii.
- To order, specify the model number, book box, top, banding, and frame finish color codes (e.g., ZSL30BOX-BLU40-MPL385BRN38-GRY02).
- Glide Options: Felt-Base Glides - Add "FG" to model no. (e.g. ZSL30BOXFG); Steel-Base Glides - Add "SG" to model no. (e.g. ZSL30BOXSG).

ZUMA Series continued on page 39.



Products on this page are GREENGUARD® certified.

Virco®

# DESKS

SOLD IN FULL CARTONS ONLY

Model No.	Description	Unit Price F.O.B. Warehouse	Units Per Carton	Unit Weight	Unit Cube	Fed Ex.	Freight Class
-----------	-------------	-----------------------------------	------------------------	----------------	--------------	------------	------------------

## ZUMA® SERIES - ZBOOM Desks with 5000 Series Legs (28" x 28" Top)

Tubular steel thick profile legs, boomerang-shaped work surface. Models are available with an 1½" thick particleboard-core high-pressure laminate work surface with a T-mold edge banding or an optional FRW™ hard plastic work surface. Work surface enables 4-desk clusters for collaborative learning activities. Models come standard with a 30" fixed-height. Metal surfaces are available chromed or with a powder coat finish.

Optional configurations include the following:

Adjustable Legs: 24" to 32" adjustable legs with ABS plastic glides. (ADJ)

Chrome Backpack Hanger: Steel rod with a mounting plate attached to the underside of the work surface. (BH)

Plastic Book Box: A 17½"W x 16"D x 4¼"H rectangular book box consisting of molded polypropylene. (BB)

Tote Tray: A 3" clear deep plastic tote tray is available and includes attachment rails and fasteners for mounting the tote tray beneath a desktop. (TT)

Wire Book Basket: An all-steel, open-view book basket measuring 4"H x 18"W x 15"D. (BR)

Wire Book Basket with a Paper/Pencil Tray: An all-steel, open-view book basket measuring 4"H x 18"W x 15"D with a plastic paper/pencil tray. (BRT)

50BOOM30	30" fixed-height, laminated top.	1095.00	2	39.1	10.02		150
50BOOM30M	30" fixed-height, hard plastic top.	1185.00	2	37.6	10.02		150

**Optional Configurations** - Available with an 8-week lead time unless stated otherwise.

24"-32" adjustable legs with ABS plastic glide - Remove "30" and add "ADJ" to model no. (e.g., 50BOOMADJ).	+ 30.00	
Backpack Hanger - Add "BH" to model no. (e.g., 50BOOM30BH).	+ 30.00	
Plastic Book Box - Add "BB" to model no. (e.g., 50BOOM30BB).	+ 30.00	
Tote Tray - Add "TT" to model no. (e.g., 50BOOM30TT).	+ 30.00	
Wire Book Basket - Add "BR" to model no. (e.g., 50BOOM30BR).	+ 45.00	
Wire Book Basket with a Paper/Pencil Tray - Add "BRT" to model no. (e.g., 50BOOM30BRT).	+ 75.00	

### HOW TO ORDER:

- Laminate and hard plastic top, edge banding, book box and frame finish colors and color codes are listed on pages xi-xii.
- To order, specify the model number, book box, top, banding, and frame finish color codes (e.g., 50BOOM30BBM-BLU40-BRN38-GRY02).

## ZUMA® SERIES - Student Desks (20"D x 26½"W Top)

Tubular steel frame, rectangular Fortified Recycled Wood™ (FRW™) hard plastic work surface which includes a pencil groove. Available with a 30", 22"-34"H and 29"-41" adjustable table height. Legs are available chromed or with a powder coat finish. Nylon-base swivel glide. Optional steel-base and felt-base glides are available.

Optional configurations include the following:

Chrome Backpack Hanger: Steel rod with a mounting plate attached to the underside of the work surface. (BH)

Casters: Two casters available on legs opposite user side only. (Only available with adjustable-height BOX, BR and BRT models). (C2)

Plastic Book Box: A 17½"W x 16"D x 4¼"H rectangular book box consisting of molded polypropylene. (BOX)

Wire Book Basket: An all-steel, open-view book basket measuring 4"H x 18"W x 15"D. (BR)

Wire Book Basket with a Paper/Pencil Tray: An all-steel, open-view book basket measuring 4"H x 18"W x 15"D with a plastic paper/pencil tray. (BRT)

Z202630M	Hard plastic top, 20"D x 26½"W x 30"H.	666.00	2	30.2	6.47		85
ZADJ2026M	Hard plastic top, 20"D x 26½"W x 22"-34"H.	666.00	2	35.0	3.86		85
Z2026SUM	Hard plastic top, 20"D x 26½"W x 29"-41"H, stand-up.	706.00	2	34.7	7.94		85

**Optional Configurations** - Available with an 8-week lead time unless stated otherwise.

Backpack Hanger - Add "BH" to model no. (e.g., Z202630BHM).	+ 30.00	
Casters - Add "C2" to model no. (e.g., ZADJ2026MC2). (Only available on model ZADJ2026M).	+ 25.00	
Plastic Book Box - Add "BOX" to model no. (e.g., ZADJ2026BOXM).	+ 30.00	
Wire Book Basket - Add "BR" to model no. (e.g., Z202630BRM).	+ 45.00	
Wire Book Basket with a Paper/Pencil Tray - Add "BRT" to model no. (e.g., Z202630BRTM).	+ 75.00	

### HOW TO ORDER:

- Hard plastic top, book box and frame finish colors and color codes are listed on pages xi-xii.
- To order, specify the model number, book box, top, banding, and frame finish color codes (e.g., ZADJ2026BOXM-BLU40-BRN38-GRY02).
- Glide Options: Felt-Base Glides - Add "FG" to model no. (e.g. Z202630MFG); Steel-Base Glides - Add "SG" to model no. (e.g. Z202630MSG).

ZUMA Series continued on page 40.



Products on this page are GREENGUARD® certified.

# DESKS

SOLD IN FULL CARTONS ONLY

Model No.	Description	Unit Price F.O.B. Warehouse	Units Per Carton	Unit Weight	Unit Cube	Fed Ex.	Freight Class
-----------	-------------	-----------------------------------	------------------------	----------------	--------------	------------	------------------

## ZUMA® SERIES - Student Desks (22¾"D x 31½"W Top)

Tubular steel frame, rectangular Fortified Recycled Wood™ (FRW™) hard plastic work surface which includes a pencil groove. 30" table height. Legs are available chromed or with a powder coat finish. Nylon-base swivel glide. Optional steel-base and felt-base glides are available.

Optional configurations include the following:

Chrome Backpack Hanger: Steel rod with a mounting plate attached to the underside of the work surface. (BH)

Casters: Two casters available on legs opposite user side only. (Only available with adjustable-height BOX, BR and BRT models). (C2)

Plastic Book Box: A 17½"W x 16"D x 4¼"H rectangular book box consisting of molded polypropylene. (BOX)

Tote Tray: A 3" clear deep plastic tote tray is available and includes attachment rails and fasteners for mounting the tote tray beneath a desktop. (TT)

Wire Book Basket: An all-steel, open-view book basket measuring 4"H x 18"W x 15"D. (BR)

Wire Book Basket with a Paper/Pencil Tray: An all-steel, open-view book basket measuring 4"H x 18"W x 15"D with a plastic paper/pencil tray. (BRT)

Z203130M	22¾"D x 31½"W x 30"H.	809.00	2	39.1	9.89		85
ZADJ2031M	22¾"D x 31½"W x 22"-34"H.	751.00	2	40.3	5.86		85

**Optional Configurations** - Available with an 8-week lead time unless stated otherwise.

Backpack Hanger - Add "BH" to model no. (e.g., Z203130BHM).	+ 30.00	
Casters - Add "C2" to model no. (e.g., ZADJ2031MC2). (Only available on model ZADJ2031M).	+ 25.00	
Plastic Book Box - Add "BOX" to model no. (e.g., ZADJ2031BOXM).	+ 30.00	
Tote Tray - Add "TT" to model no. (e.g., Z203130TTM).	+ 30.00	
Wire Book Basket - Add "BR" to model no. (e.g., Z203130BRM).	+ 45.00	
Wire Book Basket with a Paper/Pencil Tray - Add "BRT" to model no. (e.g., Z203130BRTM).	+ 75.00	

### HOW TO ORDER:

- Hard plastic top, book box and frame finish colors and color codes are listed on pages xi-xii.
- To order, specify the model number, book box, top, banding, and frame finish color codes (e.g., ZADJ2031BOXM-BLU40-BRN38-GRY02).
- Glide Options: Felt-Base Glides - Add "FG" to model no. (e.g. Z203130MFG); Steel-Base Glides - Add "SG" to model no. (e.g. Z203130MSG).

## ZUMA® SERIES - Collaborative Learning Student Desks

Tubular steel frame. Models are available with an FRW™ hard plastic work surface which includes a pencil groove. Available with a 30" fixed-height, 22"-34" and 29"-41" adjustable table height. Six desks can be clustered into a 6-foot hexagon (HEX model numbers) or 7-foot octagon (OCT model numbers) for collaborative learning activities. Metal surfaces are available chromed or with a powder coat finish. Nylon-base swivel glides. Optional steel-base and felt-base glides are available.

Optional configurations include the following:

Chrome Backpack Hanger: Steel rod with a mounting plate attached to the underside of the work surface. (BH)

Plastic Book Box: A 17½"W x 16"D x 4¼"H rectangular book box consisting of molded polypropylene. (BOX)

Casters: Two rear legs with casters. (C2) (Only available on models ZHEXM and ZOCTM).

Tote Tray: A 3" clear deep plastic tote tray is available and includes attachment rails and fasteners for mounting the tote tray beneath a desktop. (TT)

Wire Book Basket: An all-steel, open-view book basket measuring 4"H x 18"W x 15"D. (BR)

Wire Book Basket with a Paper/Pencil Tray: An all-steel, open-view book basket measuring 4"H x 18"W x 15"D with a plastic paper/pencil tray. (BRT)

NOTE: Work surface size does not permit the optional backpack hanger to be used simultaneously with the optional book basket, or with the book basket and pencil tray.

ZHEXM	Groups as a Hexagon, 21½"D x 33"W. 22"-34"H adjustable-height.	586.00	2	37.0	4.31		100
ZHEX30M	Groups as a Hexagon, 21½"D x 33"W. 30"H fixed-height.	646.00	2	37.7	7.94		150
ZHEXSUM	Groups as a Hexagon, 21½"D x 33"W. 29"-41"H stand-up adjustable-height.	646.00	2	36.6	7.94		150
ZOCTM	Groups as an Octagon, 21½"D x 30¾"W. 22"-34"H adjustable-height.	586.00	2	36.3	4.31		85
ZOCT30M	Groups as an Octagon, 21½"D x 30¾"W. 30"H fixed-height.	541.00	2	37.0	7.94		125
ZOCTSUM	Groups as an Octagon, 21½"D x 30¾"W. 29"-41"H stand-up adjustable-height.	646.00	2	35.9	7.94		150

**Optional Configurations** - Available with an 8-week lead time unless stated otherwise.

Backpack Hanger - Add "BH" to model no. (e.g., ZHEXBHM).	+ 30.00	
Casters (two rear leg) - Add "C2" to model no. (e.g., ZHEXMC2). (Only available on models ZHEXM and ZOCTM)	+ 25.00	
Plastic Book Box - Add "BOX" to model no. (e.g., ZOCT30BOXM).	+ 30.00	
Tote Tray - Add "TT" to model no. (e.g., ZHEXTTM).	+ 30.00	
Wire Book Basket - Add "BR" to model no. (e.g., ZHEXBRM).	+ 45.00	
Wire Book Basket with a Paper/Pencil Tray - Add "BRT" to model no. (e.g., ZHEXBRTM).	+ 75.00	

### HOW TO ORDER:

- Hard plastic top, book box and frame finish colors and color codes are listed on pages xi-xii.
- To order, specify the model number, book box, top, banding, and frame finish color codes (e.g., ZOCT30BOXM-BLU40-BRN38-GRY02).
- Glide Options: Felt-Base Glides - Add "FG" to model no. (e.g. ZOCT30BOXMFG); Steel-Base Glides - Add "SG" to model no. (e.g. ZOCT30BOXMSG).

ZUMA Series continued on page 41.



Products on this page are GREENGUARD® certified.

Virco®

# DESKS

SOLD IN FULL CARTONS ONLY

Model No.	Description	Unit Price F.O.B. Warehouse	Units Per Carton	Unit Weight	Unit Cube	Fed Ex.	Freight Class
-----------	-------------	-----------------------------------	------------------------	----------------	--------------	------------	------------------

## ZUMA® SERIES - Wheelchair Height ZBOOM Desks (33" x 33" Top)

Tubular steel frame, boomerang-shaped work surface. Models are available with an 1½" thick particleboard-core high-pressure laminate work surface with a T-mold edge banding. Work surface enables 4-desk clusters for collaborative learning activities. Models come standard with a 22½" to 34½" top-height adjustment range. Metal surfaces are available chromed or with a powder coat finish. Nylon-base swivel glides. Optional steel-base and felt-base glides are available.

Optional configurations include the following:

Caster: A single caster is available only for the desk's middle leg.

Gang Brackets: These consist of two steel plates with a strip of 3M® Dual Lock fastener adhered to each; two gang brackets are secured to the underside of the work surface along the edges. Ganging takes place by fastening the gang brackets of adjoining desks. Plywood Laminate top with 1" reveal bevel up edge profile.



ZBOOMW	Laminate top with T-mold banding, 22½"-34½"H.	762.00	2	41.4	7.24	*	85
<b>Optional Configurations</b> - Available with an 8-week lead time unless stated otherwise.							
Caster - Add "C" to model no. (e.g., ZBOOMWC).		+ 50.00					
Gang Brackets - Add "G" to model no. (e.g., ZBOOMWG).		+ 35.00					
Plywood Laminate top with 1" reveal bevel up edge profile - Add "PLT2" to model no. (e.g., ZBOOMWPLT2).		+ 60.00					

### HOW TO ORDER:

- Laminate top, edge banding and frame finish colors and color codes are listed on pages xi-xii.
- To order, specify the model number, top, banding, and frame finish color codes (e.g., ZBOOMW-MPL385BRN38-GRY02).
- Glide Options: Felt-Base Glides - Add "FG" to model no. (e.g., ZBOOMWFG); Steel-Base Glides - Add "SG" to model no. (e.g., ZBOOMWSG).

## ZUMA® SERIES - Wheelchair-Accessible Student Desk

Tubular steel cantilever frame. Work surface height is 29½". Models are available with a 23"D x 35"W x 1½" thick particleboard-core high-pressure laminate bowfront work surface with 1½" profile T-mold edge banding. Metal surfaces are available chromed or with a powder coat finish. Nylon-base swivel glides. This desk provides 30" minimum width of unobstructed clearance, and 19" minimum depth of unobstructed clearance, and 27" minimum height beneath the work surface of unobstructed clearance, which complies with Federal ADA guidelines and standards.



ZDESK29W	Wheelchair-accessible student desk.	967.00	1	48.0	17.17	*	150
----------	-------------------------------------	--------	---	------	-------	---	-----

### HOW TO ORDER:

- Laminate top, edge banding and frame finish colors and color codes are listed on pages xi-xii.
- To order, specify the model number, top, banding, and frame finish color codes (e.g., ZDESK29W-MPL385BRN38-GRY02).

## ZUMA® SERIES - Student Desks (22¾"D x 31½"W Top)

Tubular steel frame. Models are available with a 25", 27" or 29" fixed-height. Models come with an FRW™ hard plastic work surface which includes a pencil groove. Metal surfaces are available chromed or with a powder coat finish. Nylon-base swivel glides.

Optional configurations include the following:

Chrome Backpack Hanger: Steel rod with a mounting plate attached to the underside of the work surface. (BH)

Plastic Book Box: A 17½"W x 16"D x 4¼"H rectangular book box consisting of molded polypropylene. (BOX)

Tote Tray: A 3" clear deep plastic tote tray is available and includes attachment rails and fasteners for mounting the tote tray beneath a desktop. (TT)

Wire Book Basket: An all-steel, open-view book basket measuring 4"H x 18"W x 15"D. (BR)

Wire Book Basket with a Paper/Pencil Tray: An all-steel, open-view book basket measuring 4"H x 18"W x 15"D with a plastic paper/pencil tray. (BRT)



ZDESK25M	25" fixed-height.	872.00	2	34.1	7.04		150
ZDESK27M	27" fixed-height.	885.00	2	34.6	7.54		150
ZDESK29M	29" fixed-height.	893.00	2	35.0	8.04		150

**Optional Configurations** - Available with an 8-week lead time unless stated otherwise.

Backpack Hanger - Add "BH" to model no. (e.g., ZDESK25BHM).	+ 30.00	
Plastic Book Box - Add "BOX" to model no. (e.g., ZDESK25BOXM).	+ 30.00	
Tote Tray - Add "TT" to model no. (e.g., ZDESK25TTM).	+ 30.00	
Wire Book Basket - Add "BR" to model no. (e.g., ZDESK25BRM).	+ 45.00	
Wire Book Basket with a Paper/Pencil Tray - Add "BRT" to model no. (e.g., ZDESK25BRTM).	+ 75.00	

### HOW TO ORDER:

- Hard plastic top, book box and frame finish colors and color codes are listed on pages xi-xii.
- To order, specify the model number, book box, top, banding, and frame finish color codes (e.g., ZDESK25BOXM-BLU40-BRN38-GRY02).

ZUMA Series continued on page 42.



# DESKS

SOLD IN FULL CARTONS ONLY

Model No.	Description	Unit Price F.O.B. Warehouse	Units Per Carton	Unit Weight	Unit Cube	Fed Ex.	Freight Class
-----------	-------------	-----------------------------------	------------------------	----------------	--------------	------------	------------------

## ZUMA® SERIES - Student Desks (28" x 21½" Top)

Tubular steel frame. Models are available with an FRW™ hard plastic work surface which includes a pencil groove. Metal surfaces are available chromed or with a powder coat finish. Nylon-base swivel glides.

Optional configurations include the following:

Plastic Book Box: A 17½"W x 16"D x 4¼"H rectangular book box consisting of molded polypropylene. (BOX)

Tote Tray: A 3" clear deep plastic tote tray is available and includes attachment rails and fasteners for mounting the tote tray beneath a desktop. (TT)

Wire Book Basket: An all-steel, open-view book basket measuring 4"H x 18"W x 15"D. (BR)

Wire Book Basket with a Paper/Pencil Tray: An all-steel, open-view book basket measuring 4"H x 18"W x 15"D with a plastic paper/pencil tray. (BRT)

ZDESK29QM	Hard plastic top.	893.00	2	31.6	8.05		150
-----------	-------------------	--------	---	------	------	--	-----

**Optional Configurations** - Available with an 8-week lead time unless stated otherwise.

Plastic Book Box - Add "BOX" to model no. (e.g., ZDESK29QBOXM).

+ 30.00

Tote Tray - Add "TT" to model no. (e.g., ZDESK29QTTM).

+ 30.00

Wire Book Basket - Add "BR" to model no. (e.g., ZDESK29QBRM).

+ 45.00

Wire Book Basket with a Paper/Pencil Tray - Add "BRT" to model no. (e.g., ZDESK29QBRTM).

+ 75.00

### HOW TO ORDER:

- Hard plastic top, book box and frame finish colors and color codes are listed on pages xi-xii.
- To order, specify the model number, top, book box, banding, and frame finish color codes (e.g., ZDESK29QBOXM-BLU40-BRN38-GRY02).

## ZUMA® SERIES - 2-Student Desks (22"D x 60"W Top)

Tubular steel frame. Models are available with a 25%, 27% or 29% fixed-height. Models come with an 1½" thick particleboard-core high-pressure laminate work surface with 1½" profile T-mold edge banding. Metal surfaces are available chromed or with a powder coat finish. Nylon-base swivel glides.

Optional configurations include the following:

Chrome Backpack Hanger: Steel rod with a mounting plate attached to the underside of the work surface. (BH)

Plastic Book Box: A 17½"W x 16"D x 4¼"H rectangular book box consisting of molded polypropylene. (BOX)

Tote Tray: A 3" clear deep plastic tote tray is available and includes attachment rails and fasteners for mounting the tote tray beneath a desktop. (TT)

Wire Book Basket: An all-steel, open-view book basket measuring 4"H x 18"W x 15"D. (BR)

Wire Book Basket with a Paper/Pencil Tray: An all-steel, open-view book basket measuring 4"H x 18"W x 15"D with a plastic paper/pencil tray. (BRT)

ZDESK226025	25% fixed-height.	1361.00	1	76.4	22.53		150
ZDESK226027	27% fixed-height.	1369.00	1	77.1	24.19		150
ZDESK226029	29% fixed-height.	1389.00	1	77.8	25.84		150

**Optional Configurations** - Available with an 8-week lead time unless stated otherwise.

Backpack Hanger - Add "BH" to model no. (e.g., ZDESK226025BH).

+ 30.00

Plastic Book Boxes - Add "BOX" to model no. (e.g., ZDESK226025BOX).

+ 30.00

Tote Tray - Add "TT" to model no. (e.g., ZDESK226025TT).

+ 30.00

Wire Book Basket - Add "BR" to model no. (e.g., ZDESK226025BR).

+ 45.00

Wire Book Basket with a Paper/Pencil Tray - Add "BRT" to model no. (e.g., ZDESK226025BRT).

+ 75.00

### HOW TO ORDER:

- Laminate top, edge banding, book box and frame finish colors and color codes are listed on pages xi-xii.
- To order, specify the model number, book box, top, banding, and frame finish color codes (e.g., ZDESK226025BOX-BLU40-MPL385BRN38-GRY02).

## 7900 SERIES - Collaborative Learning Student Desks

Tubular steel frame, open-front plastic book box. Trapezoid shaped work surfaces enable six desks to cluster into a 6-foot hexagon or octagon for collaborative learning activities. Adjustable top height range of 22" to 30". Book box dimensions are 19½"W x 17"D x 4¼"H. Models are available with an FRW™ hard plastic work surface. Optional configurations include a backpack hanger and a plastic book box. Four adjustable steel-base glides. The upper legs are available with a powder coat finish. The lower legs are chromed.

79HEXM	Groups as a Hexagon, 21½"D x 33"W, hard plastic top.	754.00	1	33.6	7.78		85
79OCTM	Groups as an Octagon, 21½"D x 30¾"W, hard plastic top.	754.00	1	27.1	7.00		85

**Optional Configurations** - Available with an 8-week lead time unless stated otherwise.

Backpack Hanger - Add "BH" to model no. (e.g., 79HEXBHM).

+ 30.00

Plastic Book Box - Add "BB" to model no. (e.g., 79HEXBHM).

+ 30.00

### HOW TO ORDER:

- Plastic, top and frame finish colors and color codes are listed on pages xi-xii.
- To order, specify the model number, book box, top, and frame finish color codes (e.g., 79HEXM-GRN12-OAK84-GRY02).

## 7900 SERIES - Student Desks

Tubular steel frame, open-front plastic book box. Adjustable top height range of 22" to 30". Models are available with an FRW™ hard plastic work surface, or a plywood-core high-pressure laminate work surface with beveled and lacquer-sealed edges. Four adjustable steel-base glides. The upper legs are available with a powder coat finish. The lower legs are chromed.

792026BB	20" x 26" laminated plywood top.	796.00	2	25.5	4.47		150
792026BBM	20" x 26½" hard plastic top.	903.00	2	29.5	4.47		150
792448BB	Two-student desk, 24" x 48" laminated plywood top.	1184.00	2	44.4	7.02		150

### HOW TO ORDER:

- Plastic, top and frame finish colors and color codes are listed on pages xi-xii.
- To order, specify the model number, book box, top, and frame finish color codes (e.g., 792026BB-BLU65-MPL385CLR-GRY02).



Products on this page are GREENGUARD® certified.

Virco®

# DESKS

SOLD IN FULL CARTONS ONLY

Model No.	Description	Unit Price F.O.B. Warehouse	Units Per Carton	Unit Weight	Unit Cube	Fed Ex.	Freight Class
-----------	-------------	-----------------------------------	------------------------	----------------	--------------	------------	------------------

## 785 SERIES - Collaborative Learning Student Desks (19½" x 32½" Top)

Tubular steel frame, open-front book box. Tops are hexagon-shaped to support collaborative grouping of desks. Adjustable top height range of 23" to 31". Models are available with a particleboard-core high-pressure laminate work surface with beveled and lacquer-sealed edges. Optional configurations include a backpack hanger and an FRW™ hard plastic work surface, a plywood-core high-pressure laminate work surface with beveled and lacquer-sealed edges, and a laminate work surface with a urethane-based Sure Edge® finish. Four nylon-base swivel glides, one of which is adjustable. Optional steel-base and felt-base glides are available. Models are available with powder coat finish upper legs and chrome lower legs.



785CT	Laminate top, plastic book box - (21"W x 16"D x 4¼"H).	392.00	2	26.2	5.91	*	85
785MBBCT	Laminate top, metal book box - (21½"W x 15"D x 4¼"H).	407.00	2	29.7	5.91	*	85

**Optional Configurations** - Available with an 8-week lead time unless stated otherwise.

Backpack Hanger - Add "BH" to model no. (e.g., 785CTBH).	+ 30.00
Hard Plastic Top - Add "M" to model no. (e.g., 785CTM).	+ 90.00
Plywood Top - Add "PL" to model no. (e.g., 785CTPL).	+ 60.00
Sure Edge Finish - Add "AE" to model no. (e.g., 785CTAE). Available on particleboard-core high-pressure laminate top.	+ 40.00

### HOW TO ORDER:

- Plastic, top and frame finish colors and color codes are listed on pages xi-xii.
- To order, specify the model number, book box, top, and frame finish color codes (e.g., 785CT-BLU51-MPL385CLR-BLK01).
- Glide Options: Felt-Base Glides - Add "FG" to model no. (e.g. 785CTFG); Steel-Base Glides - Add "SG" to model no. (e.g. 785CTSG).

## 785 SERIES - Student Desks (18" x 24" Top) - Open-Front Book Box

Tubular steel frame, open-front book box. Adjustable top height range of 23" to 31". Models are available with a particleboard-core high-pressure laminate work surface with beveled and lacquer-sealed edges. Optional configurations include an FRW™ hard plastic work surface, a plywood-core high-pressure laminate work surface with beveled and lacquer-sealed edges, and a particleboard-core laminate work surface with a urethane-based Sure Edge® finish. Four nylon-base swivel glides, one of which is adjustable. Models are available with a book box and upper legs with a powder coat finish and chrome lower legs, or a book box with a powder coat finish and chromed upper and lower legs.



785	Laminate top, plastic book box - (21"W x 16"D x 4¼"H).	332.00	2	20.9	3.55	*	85
785MBB	Laminate top, metal book box - (21½"W x 15"D x 4¼"H).	347.00	2	23.9	3.55	*	85

**Optional Configurations** - Available with an 8-week lead time unless stated otherwise.

All-Chrome Legs - Add "CHRM" to model no. (e.g., 785CHRM).	+ 40.00
Hard Plastic Top - Add "M" to model no. (e.g., 785MBBM).	+ 75.00
Plywood Top - Add "PL" to model no. (e.g., 785PL).	+ 60.00
Sure Edge Finish - Add "AE" to model no. (e.g., 785MBBAE). Available on particleboard-core high-pressure laminate top.	+ 40.00

### HOW TO ORDER:

- Plastic, top and frame finish colors and color codes are listed on pages xi-xii.
- To order, specify the model number, book box, top, and frame finish color codes (e.g., 785-BLK01-GRY091BLK01-BLK01).
- Glide Options: Felt-Base Glides - Add "FG" to model no. (e.g. 785FG); Steel-Base Glides - Add "SG" to model no. (e.g. 785SG).

## 751 SERIES - Student Desks (18" x 24" Top)

Tubular steel frame, enclosed steel book box with a lift-lid top. Adjustable top height range of 23" to 31". Book box dimensions are 23½"W x 17½"D x 5"H. Models are available with a particleboard-core high-pressure laminate work surface with beveled and lacquer-sealed edges. Optional configurations include an FRW™ hard plastic work surface, a plywood-core high-pressure laminate work surface with beveled and lacquer-sealed edges, and a laminate work surface with a urethane-based Sure Edge® finish. Four nylon-base swivel glides, one of which is adjustable. Optional steel-base and felt-base glides are available. Models are available with a book box and upper legs with a powder coat finish and chrome lower legs.



751MBB	Laminate top.	651.00	2	28.4	4.17	*	85
--------	---------------	--------	---	------	------	---	----

**Optional Configurations** - Available with an 8-week lead time unless stated otherwise.

Hard Plastic Top - Add "M" to model no. (e.g., 751MBBM).	+ 75.00
Plywood Top - Add "PL" to model no. (e.g., 751MBBPL).	+ 60.00
Sure Edge Finish - Add "AE" to model no. (e.g., 751MBBAE). Available on particleboard-core high-pressure laminate top.	+ 40.00

### HOW TO ORDER:

- Top and frame finish colors and color codes are listed on pages xi-xii.
- To order, specify the model number, book box, top, and frame finish color codes (e.g., 751MBB-BLK01-OAK084CLR-BLK01).
- Glide Options: Felt-Base Glides - Add "FG" to model no. (e.g. 751MBBFG); Steel-Base Glides - Add "SG" to model no. (e.g. 751MBBSG).



Products on this page are GREENGUARD® certified.

# DESKS

SOLD IN FULL CARTONS ONLY

Model No.	Description	Unit Price F.O.B. Warehouse	Units Per Carton	Unit Weight	Unit Cube	Fed Ex.	Freight Class
-----------	-------------	-----------------------------------	------------------------	----------------	--------------	------------	------------------

## MOLECULE SERIES - Collaborative Learning Student Desks (24" x 32" Top)

Tubular steel frame, nylon glides. Unique shaped 24" x 32" collaborative top allows for single-student use or grouping of multiple desks in various arrangements. Models are available with a 24"-32" and 29 $\frac{3}{8}$ "-41 $\frac{1}{8}$ " adjustable-height work surface. Models are available with an 1 $\frac{1}{8}$ " thick particleboard-core high-pressure laminate work surface with 1 $\frac{1}{8}$ " profile T-mold edge banding. Metal surfaces are available with a powder coat finish. Nylon glides. Optional steel-base and felt-base glides are available.

Optional configurations include the following:

Chrome Backpack Hanger: Steel rod with a mounting plate attached to the underside of the work surface. (BH)

Casters: Two casters available on legs opposite user side only. (C)

Plastic Book Box: A 17 $\frac{1}{2}$ "W x 16"D x 4 $\frac{1}{4}$ "H rectangular book box consisting of molded polypropylene. (BB)

Sure Edge® finish: Work surfaces with a urethane-based Sure Edge® finish. (AE)

Tote Tray: A 3" clear deep plastic tote tray is available and includes attachment rails and fasteners for mounting the tote tray beneath a desktop. (TT)

Wire Book Basket: An all-steel, open-view book basket measuring 4"H x 18"W x 15"D. (BR)

Wire Book Basket with a Paper/Pencil Tray: An all-steel, open-view book basket measuring 4"H x 18"W x 15"D with a plastic paper/pencil tray. (BRT)

MC2432	24"D x 32"W x 24"-32"H.	459.00	2	37.0	6.04	*	125
MC2432SU	24"D x 32"W x 29 $\frac{3}{8}$ "-41 $\frac{1}{8}$ "H.	499.00	2	39.1	8.00		150

**Optional Configurations** - Available with an 8-week lead time unless stated otherwise.

Backpack Hanger - Add "BH" to model no. (e.g., MC2432BH).	+ 30.00
Casters - Add "C" to model no. (e.g., MC2432C).	+ 50.00
Plastic Book Box - Add "BB" to model no. (e.g., MC2432BB).	+ 30.00
Sure Edge Finish - Add "AE" to model no. (e.g., MC2432AE).	+ 40.00
Tote Tray - Add "TT" to model no. (e.g., MC2432TT).	+ 30.00
Wire Book Basket - Add "BR" to model no. (e.g., MC2432BR).	+ 45.00
Wire Book Basket with a Paper/Pencil Tray - Add "BRT" to model no. (e.g., MC2432BRT).	+ 75.00

### HOW TO ORDER:

- Top, banding and frame finish colors and color codes are listed on pages xi-xii.
- To order, specify the model number, book box, top, banding and frame finish color codes (e.g., MC2432-GRY091BLK01-BLK01).
- Glide Options: Felt-Base Glides - Add "FG" to model no. (e.g. MC2432FG); Steel-Base Glides - Add "SG" to model no. (e.g. MC2432SG).

## SIGMA® SERIES - Student Desks

Tubular steel frame, nylon glides. Models are available with a 25", 27", or 30" fixed-height work surface. Models are available with a particleboard-core high-pressure laminate work surface with beveled and lacquer-sealed edges. Optional configurations include an FRW™ hard plastic work surface, a plywood-core high-pressure laminate work surface with beveled and lacquer-sealed edges, and particleboard-core high-pressure laminate work surfaces with an optional urethane-based Sure Edge® finish. Also included are a steel-rod bookrack and a chrome backpack hanger. Metal surfaces are available chromed or with a powder coat finish.

### 18" x 24" TOPS

73025	25" fixed-height, 18" x 24" laminate top.	423.00	2	24.7	4.47		150
73027	27" fixed-height, 18" x 24" laminate top.	424.00	2	25.1	4.79		150
73030	30" fixed-height, 18" x 24" laminate top.	426.00	2	25.7	5.35		150

### 20" x 26" TOPS

73325	25" fixed-height, 20" x 26" laminate top.	459.00	2	26.4	4.47		150
73327	27" fixed-height, 20" x 26" laminate top.	462.00	2	26.9	4.79		150
73330	30" fixed-height, 20" x 26" laminate top.	463.00	2	27.4	5.35	*	150

### 18 $\frac{3}{4}$ " x 24 $\frac{3}{4}$ " CURVED TOPS

73525	25" fixed-height, 18 $\frac{3}{4}$ " x 24 $\frac{3}{4}$ " curved laminate top.	442.00	2	23.9	4.47		150
73527	27" fixed-height, 18 $\frac{3}{4}$ " x 24 $\frac{3}{4}$ " curved laminate top.	443.00	2	24.4	4.79		150
73530	30" fixed-height, 18 $\frac{3}{4}$ " x 24 $\frac{3}{4}$ " curved laminate top.	450.00	2	25.0	5.35		150

**Optional Configurations** - Available with an 8-week lead time unless stated otherwise.

Backpack Hanger - Add "BH" to model no. (e.g., 73325BH).	+ 30.00
Hard Plastic Top (18" x 24" and 18 $\frac{3}{4}$ " x 24 $\frac{3}{4}$ ") - Add "M" to model no. (e.g., 73525M).	+ 75.00
Hard Plastic Top (20" x 26") - Add "M" to model no. (e.g., 73325M).	+ 90.00
Plywood Top (18" x 24" and 18 $\frac{3}{4}$ " x 24 $\frac{3}{4}$ ") - Add "PL" to model no. (e.g., 73325PL).	+ 60.00
Plywood Top (20" x 26") - Add "PL" to model no. (e.g., 73325PL).	+ 70.00
Sure Edge Finish - Add "AE" to model no. (e.g., 73330AE). Available on particleboard-core high-pressure laminate top.	+ 40.00
Wire Book Basket - Add "BR" to model no. (e.g., 73325BR).	+ 45.00

### HOW TO ORDER:

- Top, edge and frame finish colors and color codes are listed on pages xi-xii.
- To order, specify the model number, top, edge and frame finish color codes (e.g., 73330-MPL385CLR-GRY02).

Sigma Series continued on page 45.



Products on this page are GREENGUARD® certified.

Virco®

# DESKS

SOLD IN FULL CARTONS ONLY

Model No.	Description	Unit Price F.O.B. Warehouse	No. of Ctns. Per Unit	Unit Weight	Unit Cube	Fed Ex.	Freight Class
-----------	-------------	-----------------------------------	-----------------------------	----------------	--------------	------------	------------------

## SIGMA® SERIES - Adjustable Cantilever Desks

Tubular steel frame, nylon glides. Models are available with a 31½"W x 22¼"D bowfront or 28"W x 21½"D FRW™ hard plastic work surface. Adjustable top height range of 22" to 31". Metal surfaces are available chromed or with a powder coat finish.

Optional configurations include the following:

Chrome Backpack Hanger: Steel rod with a mounting plate attached to the underside of the work surface. (BH)

Plastic Book Box: A 17½"W x 16"D x 4¼"H rectangular book box consisting of molded polypropylene. (BB)

Wire Book Basket: An all-steel, open-view book basket measuring 4"H x 18"W x 15"D. (BR)

Wire Book Basket with a Paper/Pencil Tray: An all-steel, open-view book basket measuring 4"H x 18"W x 15"D with a plastic paper/pencil tray. (BRT)



73ADJM	31½"W x 22¼"D bowfront hard plastic top.	826.00	2	41.4	7.09		150
73QADJM	28"W x 21½"D hard plastic top.	826.00	2	41.0	7.09		150

**Optional Configurations** - Available with an 8-week lead time unless stated otherwise.

Backpack Hanger - Add "BH" to model no. (e.g., 73ADJBHM).

+ 30.00

Plastic Book Box - Add "BB" to model no. (e.g., 73ADJBMM).

+ 30.00

Wire Book Basket - Add "BR" to model no. (e.g., 73ADJBRM).

+ 45.00

Wire Book Basket with a Paper/Pencil Tray - Add "BRT" to model no. (e.g., 73ADJBRTM).

+ 75.00

### HOW TO ORDER:

- Top, edge and frame finish colors and color codes are listed on pages xi-xii.
- To order, specify the model number, top, edge and frame finish color codes (e.g., 73ADJM-BRN38-GRY02).

## METONYMY® SERIES - Step Stool, Bench and Desk

Metonymy is an innovative three-piece unit with versatility designed right in. It consists of a compact desk, padded bench and footrest that neatly nest together. In an instant, it recombines to become a tip-proof step stool, speaker's podium, standing desk or bookstand. Metonymy features elegant, balanced curves and smooth handholds. All pieces nest for storage within the confines of the 24" x 20" x 30" desk. Constructed of high-pressure laminate on a plywood core, with solid steel frame and non-marring glides. The chair's metal surfaces shall be available El Dorado Bronze metal powder coat finish.



MET	Set includes: 12" high step stool, 18" high bench, and 30" high desk	2539.00	1	92.4	18.39	*	150
METS12	12" high step stool.	565.00	1	17.2	3.74	*	150
METB18	18" high bench.	941.00	1	25.0	6.96	*	250
METD30	30" high desk.	1316.00	1	55.3	18.39	*	250

### HOW TO ORDER:

- To order, specify the model number color codes listed below. (e.g., METS12GRY005).

#### MET:

Black laminate with Clear edge. Bench seat is upholstered with black fabric. Black stool top - METBLK001

Grey laminate with Smoke edge. Bench seat is upholstered with Graphite fabric. Light Gray stool top - METGRY005

Navy laminate with Clear edge. Bench seat is upholstered with Navy fabric. Dark Gray stool top - METBLU043

Fusion Maple laminate with Clear edge. Bench seat is upholstered with Goose fabric. Brown stool top - METMPL385

Carmel Sagawood laminate with Black edge. Bench seat is upholstered with Black fabric. Black stool top - METWOD619

Looks Likatre laminate with Smoke edge. Bench seat is upholstered with Black fabric. Black stool top - METWHT066

Asian Sand laminate with Clear edge. Bench seat is upholstered with Goose fabric. Brown stool top - METMPL008

#### METS12:

Black laminate with Clear edge and Black stool top - METS12BLK001

Grey laminate with Smoke edge and Light Gray stool top - METS12GRY005

Navy laminate with Clear edge and Dark Gray stool top - METS12BLU043

Fusion Maple laminate with Clear edge and Brown stool top - METS12MPL385

Carmel Sagawood laminate with Black edge and Black stool top - METS12WOD619

Looks Likatre laminate with Smoke edge and Black stool top - METS12WHT066

Asian Sand laminate with Clear edge and Brown stool top - METS12MPL008

#### METB18:

Black laminate with Clear edge and Black fabric - METB18BLK001

Grey laminate with Smoke edge and Graphite fabric - METB18GRY005

Navy laminate with Clear edge and Navy fabric - METB18BLU043

Fusion Maple laminate with Clear edge and Goose fabric - METB18MPL385

Carmel Sagawood laminate with Black edge and Black fabric - METB18WOD619

Looks Likatre laminate with Smoke edge and Black fabric - METB18WHT066

Asian Sand laminate with Clear edge and Goose fabric - METB18MPL008

#### METD30:

Black laminate with Clear edge - METD30BLK001

Grey laminate with Smoke edge - METD30GRY005

Navy laminate with Clear edge - METD30BLU043

Fusion Maple laminate with Clear edge - METD30MPL385

Carmel Sagawood laminate with Black edge - METD30WOD619

Looks Likatre laminate with Smoke edge - METD30WHT066

Asian Sand laminate with Clear edge - METD30MPL008



Products on this page are GREENGUARD® certified.

# DESKS

SOLD IN FULL CARTONS ONLY

Model No.	Description	Unit Price F.O.B. Warehouse	No. of Ctns. Per Unit	Unit Weight	Unit Cube	Fed Ex.	Freight Class
-----------	-------------	-----------------------------------	-----------------------------	----------------	--------------	------------	------------------

## TEXT® SERIES - Student Desks (21<sup>3</sup>/<sub>8</sub>" x 28" Top)

Tubular steel frame. Models are available with a 21<sup>3</sup>/<sub>8</sub>" x 28", <sup>5</sup>/<sub>8</sub>" thick FRW™ hard plastic work surface. Models are available with 24<sup>3</sup>/<sub>8</sub>" and 30" fixed-height work surfaces. Models are also available with 21<sup>1</sup>/<sub>2</sub>"-29<sup>1</sup>/<sub>2</sub>" and 26"-34" adjustable-height work surfaces. Metal surfaces are available with a powder coat finish. Nylon glides. Optional felt-base glides are available.

Optional configurations include the following:

Casters: Casters are only available on models listed below with "C".

Chrome Backpack Hanger: Steel rod with a mounting plate attached to the underside of the work surface. (BH)

Plastic Book Box: A 17<sup>1</sup>/<sub>2</sub>"W x 16"D x 4<sup>1</sup>/<sub>4</sub>"H rectangular book box consisting of molded polypropylene. (BB)

Tote Tray: A 3" clear deep plastic tote tray is available and includes attachment rails and fasteners for mounting the tote tray beneath a desktop. (TT)

Wire Book Basket: An all-steel, open-view book basket measuring 4"H x 18"W x 15"D. (BR)

Wire Book Basket with a Paper/Pencil Tray: An all-steel, open-view book basket measuring 4"H x 18"W x 15"D with a plastic paper/pencil tray. (BRT)

TD2128YLOM	21 <sup>1</sup> / <sub>2</sub> -29 <sup>1</sup> / <sub>2</sub> " adjustable-height.	1137.00	1	38.0	9.51		Call
TD2128YLOCM	22 <sup>1</sup> / <sub>2</sub> "-28 <sup>1</sup> / <sub>2</sub> " adjustable-height with casters.	1187.00	1	39.1	9.52		150
TD2128Y24M	24 <sup>3</sup> / <sub>8</sub> " fixed-height.	1085.00	1	37.0	9.52	*	150
TD2128Y30M	30" fixed-height.	1127.00	1	38.3	11.44	*	150
TD2128Y30CM	30" fixed-height with casters.	1177.00	1	38.3	11.44	*	150
TD2128YADJM	26"-34" adjustable-height.	1097.00	1	39.7	9.52	*	150
TMOD27	Perforated steel modesty panel	251.00	1	4.4	0.88	*	100

**Optional Configurations** - Available with an 8-week lead time unless stated otherwise.

Backpack Hanger - Add "BH" to model no. (e.g., TD2128Y24BHM). (Cannot be used with other Optional Configurations.)	+ 30.00	
Plastic Book Box - Add "BB" to model no. (e.g., TD2128YLOMBB).	+ 30.00	
Tote Tray - Add "TT" to model no. (e.g., TD2128YLOMTT).	+ 30.00	
Wire Book Basket - Add "BR" to model no. (e.g., TD2128YLOMBR).	+ 45.00	
Wire Book Basket with a Paper/Pencil Tray - Add "BRT" to model no. (e.g., TD2128Y24BRTM).	+ 75.00	

### HOW TO ORDER:

- Hard plastic top and frame finish colors and color codes are listed on pages xi-xii.
- To order, specify the model number, top and frame finish color codes (e.g., TD2128Y24M-BRN38-GRY02).
- Glide Options: Felt-Base Glides - Add "FG" to model no. (e.g. TD2128Y24MFG).

## TEXT® SERIES - 2-Student Desks (24" x 48" Top)

Tubular steel frame, accommodates 2 students. Models are available with a 24" x 48", 1<sup>1</sup>/<sub>8</sub>" thick particleboard-core high-pressure laminate work surface with 1<sup>1</sup>/<sub>8</sub>" profile T-mold edge banding. Metal surfaces are available with a powder coat finish. Nylon glides. Optional felt-base glides are available.

Optional configurations include the following:

Plastic Book Box: A 17<sup>1</sup>/<sub>2</sub>"W x 16"D x 4<sup>1</sup>/<sub>4</sub>"H rectangular book box consisting of molded polypropylene. (BB)

Tote Tray: A 3" clear deep plastic tote tray is available and includes attachment rails and fasteners for mounting the tote tray beneath a desktop. (TT)

Wire Book Basket: An all-steel, open-view book basket measuring 4"H x 18"W x 15"D. (BR)

Wire Book Basket with a Paper/Pencil Tray: An all-steel, open-view book basket measuring 4"H x 18"W x 15"D with a plastic paper/pencil tray. (BRT)

TD24488YADJBB	Laminate top, two plastic book boxes.	1129.00	1	78.8	18.85		150
TD24488YADJBR	Laminate top, two wire book baskets.	1145.00	1	78.5	18.85		150
TD24488YADJBRT	Laminate top, two wire book baskets each with plastic pencil trays.	1177.00	1	84.0	18.85		150
TD24488YADJTT	Laminate top, two tote trays.	1129.00	1	80.2	18.85		150

### HOW TO ORDER:

- Laminate top, edge banding, book box and frame finish colors and color codes are listed on pages xi-xii.
- To order, specify the model number, book box, top, banding, and frame finish color codes (e.g., TD24488YADJBB-GRN12-GRY091BLK01-GRY02).
- Glide Options: Felt-Base Glides - Add "FG" to model no. (e.g. TD24488YADJBBFG).



Products on this page are GREENGUARD® certified.

Virco®



# DESKS

SOLD IN FULL CARTONS ONLY

Model No.	Description	Unit Price F.O.B. Warehouse	No. of Ctns. Per Unit	Unit Weight	Unit Cube	Fed Ex.	Freight Class
-----------	-------------	-----------------------------------	-----------------------------	----------------	--------------	------------	------------------

## TEXT® SERIES - Help Desks

Tubular steel frame. Models are available with an 1½" thick particleboard-core high-pressure laminate work surface with 1½" profile T-mold edge banding. Nylon glides. Optional felt-base glides are available. Optional configurations include twin-wheel, locking casters. Legs adjust work surface height from 26" to 34" in one-inch increments. NOTE: TEXT help desks with casters have a work surface adjustment range of 29" to 37".

The upper frame is available with a powder coat finish. The lower legs are chromed.

Optional Wire Book Basket: An all-steel, open-view book basket measuring 4"H x 18"W x 15"D. For an optional book basket (or baskets), specify model ZBR.

Optional Paper/Pencil Tray: A plastic paper/pencil tray is available for use with the book basket. For an optional book basket and paper/pencil tray, specify model ZBRT.

Optional Plastic Book Box: A 17½"W x 16"D x 4¼"H rectangular book box consisting of molded polypropylene. For an optional book box (or boxes), specify model ZBOX.

Optional Chrome Backpack Hanger: Steel rod with a mounting plate, attached to the underside of the work surface. For an optional backpack hanger, specify model ZBH.

Optional Item Compatibility: Models with a 48" long work surface are capable of accommodating one optional book box or one optional book basket (with or without an optional paper/pencil tray); these models also accommodate an optional backpack hanger along with either an optional book box, or an optional book basket (with or without a paper/pencil tray).

Models with a 60" long work surface are capable of accommodating either two optional book boxes, or two optional book baskets, or two optional backpack hangers per desk.

Optional backpack hangers cannot be used in conjunction with optional book boxes or optional book baskets (with or without paper/pencil trays) on TEXT models with a 30" x 48" work surface.

Additional Optional Accessories:

Keyboard Mouse Tray (TKBMT24); Keyboard Mouse Tray (TKBMT27); Keyboard Mouse Tray, curved (TKBMT27C); Wire Chase Unit (TWC12); Wire Management Bridge Tray (TWMB); Wire Management Tray, for 48" rectangular tables. (TWMT36); Wire Management Tray, for 60" rectangular tables. (TWMT48); Wire-Chase, 2' high-volume (PTHVWC2); Wire-Chase, 3' high-volume (PTHVWC3); End Caps (2). (PTHVWCEND); Electrical Power Strip/Surge Protector. (T762ELECT) Metal Wire Management Tray. (PTTRAY); 4-Channel Wire Chase. (PTTROUGH); Plastic Pencil Drawer (UPDRW); Plastic Pencil Drawer with Lock (UPDRWL); CPU Holder (PTDCPU); Modesty Panel for 48" Tables. (TMOD36); Modesty Panel for 60" Tables (TMOD48); Gang device to link two TEXT tables together. (TGANG).



THD30488D30	30"W x 48"L x 30"H, TMOD36 modesty panel.	1649.00	6	92.9	6.31		Call
THD30608D30	30"W x 60"L x 30"H, TMOD48 modesty panel.	1856.00	6	109.0	6.82		Call
THD30488DADJ	30"W x 48"L x 26"-34"H, TMOD36 modesty panel.	1679.00	6	96.0	5.86		Call
THD30608DADJ	30"W x 60"L x 26"-34"H, TMOD48 modesty panel.	1886.00	6	112.1	6.37		Call

**Optional Configurations** - Available with an 8-week lead time unless stated otherwise.

Casters - Add "C" to model no. (e.g., THD30488DADJC).

+ 50.00

## Optional Accessories



TKBMT24	Keyboard mouse tray. 15"D x 24¾"W. Black.	635.00	1	10.8	0.68	*	100
TKBMT27	Keyboard mouse tray. 15"D x 27¾"W. Black.	562.00	1	11.8	0.73	*	100
TKBMT27C	Keyboard mouse tray, curved. 12" x 27". Black.	579.00	1	10.2	0.73	*	100
TWC12	Wire chase unit for adjustable-height TEXT tables. Attaches to table leg to channel wires and cables from a TEXT wire management tray to the floor.	65.00	1	0.3	0.03	*	70
TWMB	Wire management bridge tray and TGANG table gang for use with TEXT tables to feed wires and cables from one table's TEXT wire management tray to the next.	162.00	1	4.0	0.23	*	Call
TWMT36	Wire management tray for 48"L tables mounts beneath TEXT tables to accommodate wires and cables.	307.00	1	6.8	0.70	*	100
TWMT48	Wire management tray for 60"L tables mounts beneath TEXT tables to accommodate wires and cables.	371.00	1	9.0	0.70	*	100
PTHVWC2	Wire-chase, 2' high-volume U-channel wire chase, top caps, and connecting sleeve.	361.00	1	8.0	0.60		70
PTHVWC3	Wire-chase, 3' high-volume U-channel wire chase, top caps, and connecting sleeve.	405.00	1	12.0	0.90		70
PTHVWCEND	End caps (2).	53.00	1	0.5	0.05		100
T762ELECT	Electrical power strip/surge protector: 12' cord and 7 electrical outlets.	233.00	1	2.0	0.15		125
PTTRAY	Metal wire management tray.	309.00	1	3.0	0.24	*	70
PTTROUGH	4 channel wire chase. Black.	312.00	1	2.4	0.36		70
UPDRW	Plastic pencil drawer, 13"D x 22"W x 2"H. Black.	647.00	1	5.0	0.47	*	100
UPDRWL	Plastic pencil drawer with lock, 13"D x 22"W x 2"H. Black.	660.00	1	5.0	0.47	*	100

TEXT Series Help Desks continued on page 48.



# DESKS

SOLD IN FULL CARTONS ONLY

Model No.	Description	Unit Price F.O.B. Warehouse	No. of Ctns. Per Unit	Unit Weight	Unit Cube	Fed Ex.	Freight Class
-----------	-------------	-----------------------------------	-----------------------------	----------------	--------------	------------	------------------

## TEXT® SERIES - Help Desks continued

PTDCPU	CPU holder, 6" x 14", Char Black.	644.00	2	8.6	0.95		Call
TMOD36	Perforated steel modesty panel for use with 48" long TEXT tables.	266.00	1	5.9	0.88	*	100
TMOD48	Perforated steel modesty panel for use with 60" long TEXT tables.	303.00	1	7.9	0.88	*	100
TGANG	Gang device to link two TEXT tables together. (Not for use with TEXT tables with casters).	35.00	1	1.7	0.05	*	100
ZBOX	Plastic book box with integral pencil tray. 19½"W x 17"D x 4¼"H. 2 units per ctn.	30.00	2	3.0	0.61	*	70
ZBH	Backpack hanger. Available in Chrome only. 2 units per ctn.	30.00	2	0.6	0.05	*	70
ZBR	Wire book basket. 18"W x 15"D x 4"H. Available in Chrome only. 2 units per ctn.	45.00	2	2.9	0.61	*	70
ZBRT	Wire book basket with plastic pencil tray. 18"W x 15"D x 4"H. Available in Chrome only. 2 units per ctn.	75.00	2	4.0	0.61	*	70

### HOW TO ORDER:

- Laminate top, edge banding and frame finish colors and color codes are listed on pages xi-xii.
- To order, specify the model number, top, banding and frame finish color codes (e.g., THD30488D30-MPL385BRN38-GRY02).
- Glide Options: Felt-Base Glides - Add "FG" to model no. (e.g. THD30488D30FG).

## 5000 SERIES - Slide Student Desks (22" x 32" Top)

Tubular steel thick profile legs. Slide shaped 22" x 32" collaborative top allows for single-student use or grouping of multiple desks in various arrangements. Models are available with a 30" fixed-height and a 24"-32" adjustable-height work surface. Models are available with an 1½" thick particleboard-core high-pressure laminate work surface with 1½" profile T-mold edge banding. Upper legs have a powder coat finish with chrome lower legs. Premium ABS plastic adjustable glides.

Optional configurations include the following:

Chrome Backpack Hanger: Steel rod with a mounting plate attached to the underside of the work surface. (BH)

Plastic Book Box: A 17½"W x 16"D x 4¼"H rectangular book box consisting of molded polypropylene. (BB)

Sure Edge® finish: Work surfaces with a urethane-based Sure Edge® finish. (AE)

Tote Tray: A 3" clear deep plastic tote tray is available and includes attachment rails and fasteners for mounting the tote tray beneath a desktop. (TT)

Wire Book Basket: An all-steel, open-view book basket measuring 4"H x 18"W x 15"D. (BR)

Wire Book Basket with a Paper/Pencil Tray: An all-steel, open-view book basket measuring 4"H x 18"W x 15"D with a plastic paper/pencil tray. (BRT)

50SL30	30" fixed-height.	713.00	2	48.1	9.89		150
50SLADJ	24"-32" adjustable-height.	743.00	2	50.2	9.89		150

### Optional Configurations - Available with an 8-week lead time unless stated otherwise.

Backpack Hanger - Add "BH" to model no. (e.g., 50SL30BH).	+ 30.00	
Plastic Book Box - Add "BB" to model no. (e.g., 50SL30BB).	+ 30.00	
Sure Edge Finish - Add "AE" to model no. (e.g., 50SLAE30).	+ 40.00	
Tote Tray - Add "TT" to model no. (e.g., 50SL30TT).	+ 30.00	
Wire Book Basket - Add "BR" to model no. (e.g., 50SL30BR).	+ 45.00	
Wire Book Basket with a Paper/Pencil Tray - Add "BRT" to model no. (e.g., 50SL30BRT).	+ 75.00	

### HOW TO ORDER:

- Top, banding and frame finish colors are listed on pages xi-xii.
- To order, specify the model number, top, banding and frame finish color codes (e.g., 50SL30-OAK084BLK01-BLK01).



# DESKS

SOLD IN FULL CARTONS ONLY

Model No.	Description	Unit Price F.O.B. Warehouse	No. of Ctns. Per Unit	Unit Weight	Unit Cube	Fed Ex.	Freight Class
-----------	-------------	-----------------------------------	-----------------------------	----------------	--------------	------------	------------------

## 5000 SERIES - Triangle Student Desks (29¼" x 33½" Top)

Tubular steel thick profile legs. Triangle-shaped 29¼" x 33½" work surface collaborative top allows for single-student use or grouping of multiple desks in various arrangements. Models are available with a 30" fixed-height and a 24"-32" adjustable-height work surface. Models are available with an 1½" thick particleboard-core high-pressure laminate work surface with 1½" profile T-mold edge banding. Upper legs have a powder coat finish with chrome lower legs. Premium ABS plastic adjustable glides.

Optional configurations include the following:

Chrome Backpack Hanger: Steel rod with a mounting plate attached to the underside of the work surface. (BH)

Plastic Book Box: A 17½"W x 16"D x 4¼"H rectangular book box consisting of molded polypropylene. (BB)

Sure Edge® finish: Work surfaces with a urethane-based Sure Edge® finish. (AE)

Tote Tray: A 3" clear deep plastic tote tray is available and includes attachment rails and fasteners for mounting the tote tray beneath a desktop. (TT)

Wire Book Basket: An all-steel, open-view book basket measuring 4"H x 18"W x 15"D. (BR)

Wire Book Basket with a Paper/Pencil Tray: An all-steel, open-view book basket measuring 4"H x 18"W x 15"D with a plastic paper/pencil tray. (BRT)



50TRI30	30" fixed-height.	754.00	2	43.0	10.78		125
50TRIADJ	24"-32" adjustable-height.	784.00	2	44.7	10.78		100

**Optional Configurations** - Available with an 8-week lead time unless stated otherwise.

Backpack Hanger - Add "BH" to model no. (e.g., 50TRI30BH).	+ 30.00	
Plastic Book Box - Add "BB" to model no. (e.g., 50TRI30BB).	+ 30.00	
Sure Edge Finish - Add "AE" to model no. (e.g., 50TRI30AE).	+ 40.00	
Tote Tray - Add "TT" to model no. (e.g., 50TRI30TT).	+ 30.00	
Wire Book Basket - Add "BR" to model no. (e.g., 50TRI30BR).	+ 45.00	
Wire Book Basket with a Paper/Pencil Tray - Add "BRT" to model no. (e.g., 50TRI30BRT).	+ 75.00	

### HOW TO ORDER:

- Top, banding and frame finish colors are listed on pages xi-xii.
- To order, specify the model number, top, banding and frame finish color codes (e.g., 50TRI30-OAK084BLK01-BLK01).

## TETRA™ SERIES - Student Desks (21¾" x 28" Top)

Tubular steel frame. Models are available with a 21¾" x 28", 1½" thick particleboard-core high-pressure laminate work surface with 1½" profile T-mold edge banding, or a ½" thick FRW™ hard plastic work surface. Models are available with a 30" fixed-height and a 26"-34" adjustable-height work surface. Models are available with powder coat finish upper legs and chrome lower legs or powder coat finish legs. Nylon adjustable glides. Optional steel-base glides are available.

Optional configurations include the following:

Casters: Casters are only available on models with adjustable-height legs. (C)

Chrome Backpack Hanger: Steel rod with a mounting plate attached to the underside of the work surface. (BH)

Peg Backpack Hanger: Steel peg with a mounting plate attached to the side of the frame. (BHP)

Plastic Book Box: A 19½"L x 17"W x 4¼"H rectangular book box consisting of molded polypropylene. (BOX)

Sure Edge® finish: Work surfaces with a urethane-based Sure Edge® finish. (AE)

Wire Book Basket: An all-steel, open-view book basket measuring 4"H x 18"W x 15"D. (BR)

Wire Book Basket with a Paper/Pencil Tray: An all-steel, open-view book basket measuring 4"H x 18"W x 15"D with a plastic paper/pencil tray. (BRT)



TR212830	30" fixed-height, laminate top.	855.00	1	50.3	11.44	*	150
TR212830M	30" fixed-height, hard plastic top.	945.00	1	45.5	11.44	*	150
TR2128ADJ	26"-34" adjustable-height, laminate top.	885.00	1	46.3	9.52	*	150
TR2128ADJM	26"-34" adjustable-height, hard plastic top.	975.00	1	41.5	9.52	*	150

**Optional Configurations** - Available with an 8-week lead time unless stated otherwise.

Backpack Hanger - Add "BH" to model no. (e.g., TR212830BH).	+ 30.00	
Peg Backpack Hanger - Add "BHP" to model no. (e.g., TR212830BHPM).	+ 75.00	
Casters - Add "C" to model no. (e.g., TR2128ADJC). (Available only on models with adjustable-height legs (ADJ).)	+ 50.00	
Plastic Book Box - Add "BOX" to model no. (e.g., TR212830BOX).	+ 30.00	
Sure Edge Finish - Add "AE" to model no. (e.g., TR212830AE).	+ 40.00	
Wire Book Basket - Add "BR" to model no. (e.g., TR212830BR).	+ 45.00	
Wire Book Basket with a Paper/Pencil Tray - Add "BRT" to model no. (e.g., TR212830BRT).	+ 75.00	

### Optional Accessories



TRMP28	Perforated steel modesty panel for 28"L Tetra Series student desks.	279.00	1	6.4	0.23		70
--------	---	--------	---	-----	------	--	----

### HOW TO ORDER:

- Laminate top, hard plastic top, edge banding and frame finish colors and color codes are listed on pages xi-xii.
- To order, specify the model number, top, edge banding and frame finish color codes (e.g., TR212830M-BRN38-GRY02).
- Glide Options: Steel-Base Glides - Add "SG" to model no. (e.g. TR212830MSG).

# DESKS

SOLD IN FULL CARTONS ONLY

Model No.	Description	Unit Price F.O.B. Warehouse	No. of Ctns. Per Unit	Unit Weight	Unit Cube	Fed Ex.	Freight Class
-----------	-------------	-----------------------------------	-----------------------------	----------------	--------------	------------	------------------

## 765 SERIES - Student Desks (34"x 20" Top)

Tubular steel frame, large steel book compartment and a 15" x 31" polyethylene modesty panel. The double-level book compartment consists of steel and has the following dimensions: inside width: 11½"; overall depth: 15½"; overall inside height: 14"; inside height, top level: 4"; inside height, bottom level: 10". Adjustable top height range of 22" to 30". Models are available with a particleboard-core high-pressure laminate work surface with beveled and lacquer-sealed edges. Optional configurations include an FRW™ hard plastic work surface, a plywood-core high-pressure laminate work surface with beveled and lacquer-sealed edges, and a laminate work surface with a urethane-based Sure Edge® finish. Four nylon-base swivel glides, one of which is adjustable. Optional steel-base and felt-base glides are available. The book box and upper legs are available with a powder coat finish. The lower legs are chromed.

765MBB	Laminate top.	602.00	1	34.6	8.60	*	85
--------	---------------	--------	---	------	------	---	----

**Optional Configurations** - Available with an 8-week lead time unless stated otherwise.

Hard Plastic Top - Add "M" to model no. (e.g., 765MBBM).	+ 105.00	
--	----------	--

Plywood Top - Add "PL" to model no. (e.g., 765MBBPL).	+ 70.00	
---	---------	--

Sure Edge Finish - Add "AE" to model no. (e.g., 765MBBAE). Available on particleboard-core high-pressure laminate top.	+ 40.00	
--	---------	--

### HOW TO ORDER:

- Top and frame finish colors and color codes are listed on pages xi-xii.
- To order, specify the model number, top, edge and frame finish color codes (e.g., 765MBB-OAK084CLR-BLK01).
- Glide Options: Felt-Base Glides - Add "FG" to model no. (e.g. 765MBBFG); Steel-Base Glides - Add "SG" to model no. (e.g. 765MBBSG).

## PLATEAU® SERIES - Slide Student Desks (22" x 32" Top)

A slide-shaped 22" x 32" work surface collaborative top allows for single-student use or grouping of multiple desks in various arrangements. Models are available with an 1½" thick particleboard-core high-pressure laminate work surface with 1½" profile T-mold edge banding. Models are available with a 29" fixed-height, 26"-34" adjustable-height, and 26"-34" adjustable-height with casters. Legs are constructed of an aluminum die-cast connector, a leg tube, an aluminum die-cast glide insert, and a PVC extruded wire chase assembled to form a sturdy, decorative leg with wire management provisions. Glides are made of ABS plastic and have a 1" adjustment range. Metal components have a powder coat finish.

Optional configurations include the following:

Chrome Backpack Hanger: Steel rod with a mounting plate attached to the underside of the work surface. (BH)

Tote Tray: A 3" clear deep plastic tote tray is available and includes attachment rails and fasteners for mounting the tote tray beneath a desktop. (TT)

PTSL29	29" fixed-height.	1234.00	2	56.3	9.89		150
PTSLADJ	26"-34" adjustable-height.	1264.00	2	61.0	9.89		125
PTSLADJC	26"-34" adjustable-height with casters.	1314.00	2	61.8	9.89		125

**Optional Configurations** - Available with an 8-week lead time unless stated otherwise.

Backpack Hanger - Add "BH" to model no. (e.g., PTSL29BH).	+ 30.00	
---	---------	--

Tote Tray - Add "TT" to model no. (e.g., PTSL29TT).	+ 30.00	
---	---------	--

### HOW TO ORDER:

- Top, edge and frame finish colors and color codes are listed on pages xi-xii.
- To order, specify the model number, top, edge and frame finish color codes (e.g., PTSL29-OAK084BLK01-BLK01).



# DESKS

SOLD IN FULL CARTONS ONLY

Model No.	Description	Unit Price F.O.B. Warehouse	No. of Ctns. Per Unit	Unit Weight	Unit Cube	Fed Ex.	Freight Class
-----------	-------------	-----------------------------------	-----------------------------	----------------	--------------	------------	------------------

## TOPAZ™ SERIES - Teacher Desks

Single-pedestal, 30" x 48" teacher desk features one box/file drawer pedestal or one smart drawer/file pedestal, and is offered with a right-hand or left-hand side configuration. Double-pedestal, 30" x 60" teacher desk features two box/file drawer pedestals or one box/file pedestal and one smart drawer/file pedestal. The smart drawer/file pedestal is available on right-hand pedestal only for the double pedestal teacher desk. Tubular steel frame. Models are available with an 1½" thick particleboard-core high-pressure laminate work surface with 3mm profile edge banding. Models include 3" twin-wheel, locking casters. Metal surfaces are available with a powder coat finish.

TZD3048R	48"W x 30"D x 30"H desk with right-side single pedestal. Box drawer/file drawer.	5543.00	1	216.2	39.89		150
TZD3048L	48"W x 30"D x 30"H desk with left-side single pedestal. Box drawer/file drawer.	5543.00	1	216.2	39.89		150
TZD3048RSD	48"W x 30"D x 30"H desk with right-side single pedestal and smart drawer. Smart drawer/file drawer.	6207.00	1	221.0	39.89		150
TZD3048LSD	48"W x 30"D x 30"H desk with left-side single pedestal and smart drawer. Smart drawer/file drawer.	6207.00	1	221.0	39.89		150
TZD3060	60"W x 30"D x 30"H desk with double pedestal. Box drawer/file drawer.	6893.00	1	294.3	48.67		125
TZD3060SD	60"W x 30"D x 30"H desk with double pedestal and smart drawer. Smart drawer/file drawer.	7558.00	1	299.1	48.67		125

### HOW TO ORDER:

- Laminate top, 3mm edge banding, pedestal/panels, trim and frame finish colors and color codes are listed on pages xi-xii.
- To order, specify the model number, top, edge, pedestal/panels, trim and frame finish color codes (e.g., TZD3048R-MPL008BRN09-GRY05-GRY05-GRY05).

## TOPAZ™ SERIES - Teacher Desk Accessory Table

Tubular steel frame. Models are available with an 1½" thick particleboard-core high-pressure laminate work surface with 3mm profile edge banding. Models include 3" twin-wheel, locking casters. Metal surfaces are available with a powder coat finish.

TZWEDGE	27½"W x 31½"D x 30"H wedge-shaped accessory table.	2168.00	1	67.6	19.30		250
---------	--	---------	---	------	-------	--	-----

### HOW TO ORDER:

- Laminate top, 3mm edge banding and frame finish colors and color codes are listed on pages xi-xii.
- To order, specify the model number, top, edge and frame finish color codes (e.g., TZWEDGE-OAK072BRN42-GRY05).

## TEXTAMETER™ SERIES - Instructor Desks

Tubular steel frame. Models have a single pedestal configuration on the right side, an elliptical leg on the left side, and are standard with a center drawer and twin-wheel, locking ABS plastic casters. A three-drawer (box/box/file) unitized pedestal consists of welded steel components. The pedestals incorporate a drawer interlock system to allow only one drawer per pedestal to open at one time. Pedestal drawers are equipped with full-suspension steel ball-bearing slides. A master-keyed, core-removable lock secures drawers with one lock assembly ("gang locking"); one lock per pedestal. Models come with an 1½" thick particleboard-core high-pressure laminate work surface with 1½" profile T-mold edge banding. Metal surfaces are available with a powder coat finish.

T3050	30"W x 50¼"L x 28¾"H, right-side pedestal.	5263.00	7	179.2	18.87		Call
T3050L	30"W x 50¼"L x 28¾"H, left-side pedestal.	5263.00	7	179.2	18.87		Call
T3056P	30"W x 56"L x 28¾"H, top with radius on one end, right-side pedestal.	5311.00	7	185.9	19.30		Call
T3056PL	30"W x 56"L x 28¾"H, top with radius on one end, left-side pedestal.	5311.00	7	185.9	19.30		Call
T3060	30"W x 60"L x 28¾"H, right-side pedestal.	5362.00	7	193.2	19.77		Call
T3060L	30"W x 60"L x 28¾"H, left-side pedestal.	5362.00	7	193.2	19.77		Call
T3066P	30"W x 66"L x 28¾"H, top with radius on one end, right-side pedestal.	5406.00	7	195.1	19.71		Call
T3066PL	30"W x 66"L x 28¾"H, top with radius on one end, left-side pedestal.	5406.00	7	195.1	19.71		Call

### HOW TO ORDER:

- Laminate top, edge banding and frame finish colors and color codes are listed on pages xi-xii. The modesty panel is only available with a Silver Mist powder coat finish.
- To order, specify the model number, top, banding, modesty panel and frame finish color codes (e.g., T3066P-MPL385BRN38-GRY02-GRY02).



# DESKS

SOLD IN FULL CARTONS ONLY

Model No.	Description	Unit Price F.O.B. Warehouse	No. of Ctns. Per Unit	Unit Weight	Unit Cube	Fed Ex.	Freight Class
-----------	-------------	-----------------------------------	-----------------------------	----------------	--------------	------------	------------------

## TETRA™ SERIES - Teachers' Desks

Tubular steel frame. Models are available with an 1½" thick particleboard-core high-pressure laminate work surface with 1½" profile T-mold edge banding. Models come with a full 3-sided modesty panel. Metal surfaces are available with a powder coat finish. Nylon adjustable glides. Optional steel-base glides are available.

### RECTANGLE TOPS

TR244830TD	24"D x 48"W x 30"H.	1932.00	5	102.1	6.09		Call
TR247230TD	24"D x 72"W x 30"H.	2389.00	5	132.6	7.87		Call
TR304830TD	30"D x 48"W x 30"H.	2153.00	5	119.7	7.73		Call
TR307230TD	30"D x 72"W x 30"H.	2617.00	5	157.3	9.69		Call

**Optional Configurations** - Available with an 8-week lead time unless stated otherwise.

Casters - Add "C" to model no. (e.g., TR244830TDC).	+ 50.00						
---	---------	--	--	--	--	--	--

### PENINSULA TOPS

TR246630PRTD	24"D x 66"W x 30"H.	2391.00	6	123.6	8.99		Call
TR306630PRTD	30"D x 66"W x 30"H.	2928.00	6	143.6	10.74		Call

**Optional Configurations** - Available with an 8-week lead time unless stated otherwise.

Casters - Add "C" to model no. (e.g., TR246630PRTDC).	+ 50.00						
---	---------	--	--	--	--	--	--

### WHEELBARROW DESKS

TR244830WBTD	24"D x 48"W x 30"H.	1980.00	5	102.9	6.09		Call
TR247230WBTD	24"D x 72"W x 30"H.	2436.00	5	133.4	7.87		Call
TR304830WBTD	30"D x 48"W x 30"H.	2201.00	5	120.5	7.73		Call
TR307230WBTD	30"D x 72"W x 30"H.	2664.00	5	158.1	9.69		Call

### HOW TO ORDER:

- Laminate top, banding and frame finish colors and color codes are listed on pages xi-xii.
- To order, specify the model number, top, banding, modesty panel and frame finish color codes (e.g., TR244830TD-MPL385BRN38-GRY02-GRY02).
- Glide Options: Steel-Base Glides - Add "SG" to model no. (e.g. TR244830TDSG).

## 53 SERIES

Available models include a 30" x 48" single-pedestal teacher desk and two 30" x 66" single-pedestal teacher desks that feature a pedestal with a box drawer and a file drawer. The 53 Series also includes a 30" x 60" double-pedestal teacher desk with two box/file drawer pedestals. An optional center drawer is available for all four desk models. Available with a particleboard-core high-pressure laminate work surface with front and back sides post formed to a full radius. Ends have 3 mil. PVC edge banding. Tops are equipped with a 2¾" diameter grommet. Four adjustable nylon glides.

A core-removable lock secures drawers with one lock assembly ("gang locking"); one lock per pedestal.

A Keyed-Alike option is available for the pedestal; this option enables customers to purchase lock cores for multiple 53 Series desks and returns, and for other selected Virco models with locks, that open by means of a single key.

Optional center drawer consists of steel and includes three front compartments; for this option, specify model 53DRWR60. The desk's frame is available with a powder coat finish.

533048RP	48"W x 30"D x 29"H, single pedestal, right-handed box/file with lock, no center drawer.	4411.00	1	227.5	39.89		125
533060	60"W x 30"D x 29"H, double pedestal, file/box with lock, no center drawer.	5941.00	1	286.5	46.09		150
533066LP	66"W x 30"D x 29"H, single pedestal desk, left-handed box/file pedestal with lock, no center drawer.	5367.00	1	241.0	50.21		150
533066RP	66"W x 30"D x 29"H Desk, single pedestal desk, right-handed box/file pedestal with lock, no center drawer.	5367.00	1	241.0	50.21		150
53RTNLP	48"W x 24"D x 29"H, return, desk height return, left-handed box/file pedestal with lock, (must be attached to model 533066RP).	4021.00	1	173.0	40.19		150
53RTNRP	48"W x 24"D x 29"H, return, desk height return, right-handed box/file pedestal box/file, (must be attached to model 533066LP).	4021.00	1	173.0	40.19		150

### Optional Accessories

53DRWR60	Center drawer, 18½"W x 22½"D, 3 front compartments, large rear compartment, no lock.	636.00	1	9.2	1.25		100
53FKEY	Keyed-alike lock core tumbler; includes 2 keys; one change-out control key for each keyed-alike area.	253.00	1	0.1	0.09		Call
MMKEY	Master key for keyed-alike lock core. (includes two keys).	50.00	1	0.3	0.09	*	70

**IMPORTANT:** When ordering, indicate the number of keyed-alike cores by referencing the number in terms of a "pack." For example, if you want all the locks in a room keyed-alike, count the number of locks and indicate that number next to the model number as a pack (i.e. 53FKEY-8). You would receive 8 lock core tumblers with the same code, 2 keys for each lock, and 1 change-out control key. You will receive one change-out control key for each keyed-alike area.

### HOW TO ORDER:

- Laminate and frame finish colors are listed on pages xi-xii.
- To order, specify the model number, laminate and frame finish color codes (e.g., 533060-MPL385-BLK01).



Products on this page are GREENGUARD® certified.

Virco®

# DESKS

SOLD IN FULL CARTONS ONLY

Model No.	Description	Unit Price F.O.B. Warehouse	No. of Ctns. Per Unit	Unit Weight	Unit Cube	Fed. Ex.	Freight Class
-----------	-------------	-----------------------------------	-----------------------------	----------------	--------------	-------------	------------------

## 540 SERIES - Teacher Desks

Single-pedestal, 30" x 48" teacher desk features a locking box and file drawer, and an independent locking center drawer. Double-pedestal, 30" x 60" teacher desk features an independent locking center drawer, and two hanging box/file drawers with independent locks. Models are available with an 1½" thick particleboard-core high-pressure laminate work surface with 1½" profile T-mold edge banding. Four adjustable nylon glides. Optional adjustable steel-base glides are available. Metal surfaces are available with a powder coat finish, legs are available chromed.



543	Single-pedestal, 48"L x 30"D x 29½"H.	3097.00	1	194.5	27.38		125
546	Double-pedestal, 60"L x 30"D x 29½"H.	4307.00	1	243.0	33.40		125

### HOW TO ORDER:

- Top, banding and frame finish colors and color codes are listed on pages xi-xii.
- To order, specify the model number, top, banding and frame finish color codes (e.g., 546-MPL385BRN38-BLK01).
- Glide Options: Steel-Base Glides - Add "SG" to model no. (e.g. 543SG).

## INSTRUCTOR MEDIA STATIONS

Instructor Media Station (Desk + Instructor Media Tower); 30"D x 48"W x 28¾"H desk that can be positioned on the right or left side of the Media Tower, 11/8" high-pressure laminate particleboard top with T-mold banding and round grommet; steel leg with adjustable nylon glides; perforated steel modesty panel; Instructor Media Tower; exterior footprint dimensions: 27"W x 30"D x 4058"H. High-pressure laminate particleboard top with T-mold banding and round grommet, top measures 27"W x 30"D x 1 1/8" thick; full-length perforated steel panel with access grommet on right and left sides; full-length, perforated steel IT access door with 3-point locking mechanism on non-user side; perforated steel bottom panel with access grommet, adjustable nylon feet.



IMS30481	30"D x 48"W Peninsula Desk, full-height steel access door with 3-point locking mechanism on user side.	5065.00	6	217.9	25.41		Call
IMS30482	30"D x 48"W Peninsula Desk, 12"H perforated steel access door with 3-point locking mechanism on user side; two locking file drawers beneath 12"H access door on user side.	5230.00	6	212.1	25.41		Call
IMS30483	30"D x 48"W Peninsula Desk, 24"H perforated steel access door with 3-point locking mechanism on user side; locking file drawer beneath 24"H access door on user side.	5992.00	6	236.1	25.41		Call
IMS30484	30"D x 48"W Peninsula Desk, 12"H perforated steel access door with 3-point locking mechanism on user side; one box drawer above one file drawer that both lock with a single locking mechanism, 12"H access door on user side.	6445.00	6	244.0	25.41		Call
IMS30561	30"D x 56"W Peninsula Desk, full-length steel access door with 3-point locking mechanism on user side.	6629.00	6	228.7	25.96		Call
IMS30562	30"D x 56"W Peninsula Desk, 12"H perforated steel access door with 3-point locking mechanism on user side; two locking file drawers beneath 12"H access door on user side.	5421.00	6	223.0	25.96		Call
IMS30563	30"D x 56"W Peninsula Desk, 24"H perforated steel access door with 3-point locking mechanism on user side; locking file drawer beneath 24"H access door on user side.	6179.00	6	247.0	25.96		Call
IMS30564	30"D x 56"W Peninsula Desk, 12"H perforated steel access door with 3-point locking mechanism on user side; one box drawer above one file drawer that both lock with a single locking mechanism, 12"H access door on user side.	6629.00	6	254.9	25.96		Call

**Optional Configurations** - Available with an 8-week lead time unless stated otherwise.

Casters - Add "C" to model no. (e.g., IMS30481C).

+ 50.00

### HOW TO ORDER:

- Laminate, banding and frame finish colors and color codes are listed on pages xi-xii.
- To order specify the model number, laminate, banding and frame finish. (e.g., IMS30481-MPL385BRN38-GRY02).

# DESKS

SOLD IN FULL CARTONS ONLY

Model No.	Description	Unit Price F.O.B. Warehouse	No. of Ctns. Per Unit	Unit Weight	Unit Cube	Fed Ex.	Freight Class
-----------	-------------	-----------------------------------	-----------------------------	----------------	--------------	------------	------------------

## INSTRUCTOR MEDIA TOWERS

Instructor Media Tower; exterior footprint dimensions: 27"W x 30"D x 40"H. High-pressure laminate particleboard top with T-mold banding and round grommet, top measures 27"W x 30"D x 1 1/8" thick; full-length perforated steel panel with access grommet on right and left sides; full-length, perforated steel IT access door with 3-point locking mechanism on non-user side; perforated steel bottom panel with access grommet, adjustable nylon feet. Shelf measures 21 1/2"W x 22"D x 34" H. Optional twin-wheel locking nylon casters.



IMT1	27"W x 30"D x 40"H, full-length steel access door with 3-point locking mechanism on user side.	3653.00	2	120.9	17.36		Call
IMT2	27"W x 30"D x 40"H, Perforated steel access door with 3-point locking mechanism on user side.	3820.00	2	115.2	17.36		Call
IMT3	27"W x 30"D x 40"H, Perforated steel access door with 3-point locking mechanism on user side; locking file drawer beneath 24"H access door on user side.	4582.00	2	139.2	17.36		Call
IMT4	27"W x 30"D x 40"H, Perforated steel access door with 3-point locking mechanism on user side; one box drawer above one file drawer that both lock with a single locking mechanism, 12"H access door on user side.	5033.00	2	147.1	17.36		Call
IMTIT	Optional, lectern top assembly for Instructor Media Tower.	701.00	1	39.3	3.26	*	85
IMTS	Optional, adjustable steel shelf kit for Instructor Media Tower.	142.00	1	7.1	0.41		70

**Optional Configurations** - Available with an 8-week lead time unless stated otherwise.

Casters - Add "C" to model no. (e.g., IMT1C).

+ 50.00

### HOW TO ORDER:

- Laminate, banding and frame finish colors and color codes are listed on pages xi-xii.
- To order specify the model number, laminate, banding and frame finish. (e.g., IMT1-MPL385BRN38-GRY02).

## PLATEAU® SERIES OFFICE SOLUTIONS

Models are available with an 1 1/8" thick particleboard-core high-pressure laminate work surface with 1 1/8" profile T-mold edge banding. Selected tops have wire management grommets. End panels, back panels and modesty panels have a medium-density fiberboard core and a high-pressure laminate finish on both sides. End panels and back panels have wire management grommets. Legs are constructed of an aluminum die-cast connector, a leg tube, an aluminum die-cast glide insert, and a PVC extruded wire chase assembled to form a sturdy, decorative leg with wire management provisions. Glides are made of ABS plastic and have a 1" adjustment range. All metal components have a powder coat finish.



PTD3060	Desk, 60"W x 30"D x 29"H.	4672.00	12	178.0	17.62		Call
PTD3660BF	Desk, Bowfront, 60"W x 36"D x 29"H.	4873.00	13	171.3	17.02		Call
PTD3672BF	Desk, Bowfront, 72"W x 36"D x 29"H.	5280.00	13	197.3	18.54		Call
PTD4484SE	Desk, Ellipse with bi-point legs, 84"W x 44"D x 29"H.	5614.00	5	166.3	16.29		Call
PTD4072SE	Desk, Special ellipse with bi-point legs, 72"W x 40"D x 29"H.	5432.00	5	161.3	16.10		Call
PTD4484E	Desk, Executive ellipse, 84"W x 44"D x 29"H.	5614.00	13	216.3	22.52		Call
PTD3676P	Desk, Peninsula, 76"W x 36"D x 29"H. (Cannot be used as a stand-alone unit. Must be combined with a PTRL2448, or with a PTRU2242B.)	5280.00	12	151.2	14.54		Call
PTC2472GR2	Credenza, 72"W x 24"D x 29"H, 2 grommets.	2762.00	13	172.4	18.21		Call
PTRL2448	L-return, 48"W x 24"D x 29"H. (Cannot be used as a stand-alone unit. Must be combined with one of the following desk models: PTD3060, PTD3660BF, PTD3672BF or PTD3676P.)	3292.00	9	133.2	13.87		Call
PTRU2242B	U-return, bridge type, no legs, 42"W x 22"D x 29"H. (Cannot be used as a stand-alone unit. Must be combined with one of the following desk models: PTD3060, PTD3660BF, PTD3672BF or PTD3676P.)	1570.00	8	63.1	3.76		Call

Plateau Series continued on page 55.



# DESKS

SOLD IN FULL CARTONS ONLY

Model No.	Description	Unit Price F.O.B. Warehouse	No. of Ctns. Per Unit	Unit Weight	Unit Cube	Fed Ex.	Freight Class
-----------	-------------	-----------------------------------	-----------------------------	----------------	--------------	------------	------------------

## PLATEAU® SERIES OFFICE SOLUTIONS continued

### Optional Accessories

UPDRW	Plastic pencil drawer, 13"D x 22"W x 2"H. Black.	647.00	1	5.0	0.47	*	100
UPDRWL	Plastic pencil drawer with lock, 13"D x 22"W x 2"H. Black.	660.00	1	5.0	0.47	*	100
PTDCPU	CPU holder, 6" x 14", Char Black.	644.00	2	8.6	0.95		Call
PTSTRAP	Wire management strap (4). Black.	261.00	1	0.2	0.02		70
PTTRAY	Metal wire management tray.	309.00	1	3.0	0.24	*	70
PTTROUGH	4 channel wire chase. Black.	312.00	1	2.4	0.36		70
T762ELECT	Electrical power strip/surge protector: 12' cord and 7 electrical outlets.	233.00	1	2.0	0.15		125
TKBMA291	Keyboard mouse arm. Black.	834.00	1	17.9	2.26	*	100
TKBMT19	15"D x 19¼"W keyboard mouse tray. Black.	463.00	1	8.1	0.57	*	100
TKBMT24	15"D x 24¾"W keyboard mouse tray. Black.	635.00	1	10.8	0.68	*	100

### HOW TO ORDER:

- Laminate and frame finish colors and color codes are listed on pages xi-xii.
- To order, specify the model number, top, and frame finish color codes (e.g., PTD3060-MPL385-BLK01).



Products on this page are GREENGUARD® certified.

# DESKS

SOLD IN FULL CARTONS ONLY

Model No.	Description	Unit Price F.O.B. Warehouse	No. of Ctns. Per Unit	Unit Weight	Unit Cube	Fed Ex.	Freight Class
-----------	-------------	-----------------------------------	-----------------------------	----------------	--------------	------------	------------------

## PARAMETER® SERIES

Virco's Parameter® Series includes a variety of desks and workstations for teachers, principals, administrators and office use. Selected models have a single- or double-pedestal configuration; other models come without pedestals. Parameter also includes help desk models having a work surface with a rounded edge on one end where students can pull up a chair for assistance with their work.

Models are available with an 1½" thick particleboard-core high-pressure laminate work surface with 1½" profile T-mold edge banding. All desks have a work surface with two grommets, one at each end, except help desks, which have a work surface with one grommet at the rectangular end. Two-drawer (file/file) and three-drawer (box/box/file) unitized pedestals consist of steel components. Pedestals incorporate a drawer interlock system to allow only one drawer per pedestal to open at one time. A core-removable lock secures drawers with one lock assembly ("gang locking"); one lock per pedestal. Riser blocks are made from ABS plastic and include an internal wire management chute; a riser block is situated between the work surface and each end panel or pedestal. Adjustable-height nylon feet.

Optional configurations include standard twin-wheel, locking casters, laminate and fabric screens. The column leg for use with L-configuration workstations having a peninsula return consists of welded steel components and an adjustable-height nylon glide. Metal surfaces are available with a powder coat finish.

### DESKS

PR2448	24"D x 48"W.	2822.00	5	121.9	12.76		Call
PR2460	24"D x 60"W.	2917.00	5	138.4	13.64		Call

**Optional Configurations** - Available with an 8-week lead time unless stated otherwise.

Casters - Add "C" to model no. (e.g., PR2248C).	+ 50.00	
---	---------	--

### SINGLE-PEDESTAL DESKS

Single-pedestal desk, box/box/file. Models are shipped with one pedestal for right- or left-side field installation, as the customer chooses.

PR2448P	24"W x 48"L.	5362.00	5	181.3	20.10		Call
PR2466P	24"W x 66"L.	5687.00	5	203.0	21.48		Call
PR2472P	24"W x 72"L.	5736.00	5	209.5	21.73		Call
PR3048P	30"W x 48"L.	5736.00	5	190.2	20.30		Call
PR3066P	30"W x 66"L.	5875.00	5	209.3	21.54		Call
PR3072P	30"W x 72"L.	5925.00	5	222.8	22.12		Call

**Optional Configurations** - Available with an 8-week lead time unless stated otherwise.

Casters - Add "C" to model no. (e.g., PR2248PC). (Only available on 24"W x 48"L, 24"W x 66"L, 24"W x 66"L sizes)	+ 50.00	
--	---------	--

### DOUBLE-PEDESTAL DESKS

Double-pedestal desk, box/box/file and file/file pedestals.

PR3060DP	30"W x 60"L.	8557.00	5	262.2	25.91		Call
PR3072DP	30"W x 72"L.	8650.00	5	278.4	26.79		Call

### CREDENZA DESKS

Credenza desk, double-pedestal, box/box/file and file/file pedestals.

PRC2460DP	24"W x 60"L.	8181.00	5	253.7	25.66		Call
PRC2472DP	24"W x 72"L.	8463.00	5	265.1	26.40		Call

**Optional Configurations** - Available with an 8-week lead time unless stated otherwise.

Casters - Add "C" to model no. (e.g., PRC2460DPC).	+ 50.00	
--	---------	--

### HELP DESKS

Help desk, with radius on one end, a round grommet at the rectangular end of work surface.

PRHD3060	30"W x 60"L.	3104.00	5	142.6	13.50		Call
PRHD3066	30"W x 66"L.	3151.00	5	151.1	14.02		Call

**Optional Configurations** - Available with an 8-week lead time unless stated otherwise.

Casters - Add "C" to model no. (e.g., PRHD3060C).	+ 50.00	
---	---------	--

### HELP DESKS WITH PEDESTALS

Help desk with radius on one end, a round grommet at the rectangular end of work surface, box/box/file pedestal.

PRHD3060P	30"W x 60"L.	5828.00	5	203.0	20.85		Call
PRHD3066P	30"W x 66"L.	5875.00	5	208.8	21.40		Call
PRHD3076P	30"W x 76"L.	5963.00	5	218.8	21.87		Call
PRHD3082P	30"W x 82"L.	6007.00	5	230.1	22.48		Call

**Optional Configurations** - Available with an 8-week lead time unless stated otherwise.

Casters - Add "C" to model no. (e.g., PRHD3060PC). (Only available on 30"W x 60"L, 30"W x 66"L sizes)	+ 50.00	
---	---------	--

Parameter Series continued on page 57.



Products on this page are GREENGUARD® certified.

Virco®



# DESKS

SOLD IN FULL CARTONS ONLY

Model No.	Description	Unit Price F.O.B. Warehouse	No. of Ctns. Per Unit	Unit Weight	Unit Cube	Fed Ex.	Freight Class
-----------	-------------	-----------------------------------	-----------------------------	----------------	--------------	------------	------------------

## PARAMETER® SERIES continued

### HELP DESKS WITH RETURNS

Help desk with radius on one end, 24" x 45" return with pedestal, a round grommet at the rectangular end of work surface, and a round grommet on the end of the return, perforated modesty panel for desk work surface and return, file/file pedestal under desk, and box/box/file pedestal under the return. Models are shipped with two pedestals for field installation; one pedestal should be installed beneath the curved end of the help desk work surface and the other beneath the return work surface, as appropriate, to enable a right- or left-side return, as the customer chooses.



PRHDL3076R45	30"W x 76"L.	9250.00	8	365.6	34.48		Call
PRHDL3082R45	30"W x 82"L.	9297.00	8	373.2	34.70		Call

### HELP DESKS WITH PENINSULA RETURNS

Help desk with radius on one end, 24" x 45" peninsula return, a round grommet at the rectangular end of desk work surface, perforated modesty panel for desk, box/box/file pedestal under desk. Models are shipped with one pedestal for right- or left-side field installation beneath the curved end of the help desk work surface, as the customer chooses.



PRHDL3076R45P	30"W x 76"L.	9250.00	8	273.5	25.62		Call
PRHDL3082R45P	30"W x 82"L.	9297.00	8	281.1	25.84		Call

### L-CONFIGURATIONS DESKS WITH RETURNS

L-Configuration desk with return, box/box/file pedestal, 24" x 45" return, file/file pedestal. Models are shipped with two pedestals for field installation; one pedestal should be installed beneath the desk work surface and the other beneath the return work surface as appropriate to enable a right- or left-side return, as the customer chooses.



PRL3066R45	30"W x 66"L.	9168.00	8	352.4	33.77		Call
PRL3072R45	30"W x 72"L.	9214.00	8	365.9	34.34		Call

### L-CONFIGURATION DESKS WITH PENINSULA RETURNS

L-Configuration desk with peninsula return, box/box/file pedestal, 24" x 45" peninsula return with radiused end. Models are shipped with one pedestal for right- or left-side field installation beneath the desk work surface, as the customer chooses.



PRL3066R45P	30"W x 66"L.	6440.00	8	260.4	24.91		Call
PRL3072R45P	30"W x 72"L.	6487.00	8	273.9	25.48		Call

### SHROUDS

PRLS	Leg shroud, formed steel, for use with Parameter desks and workstations with adjustable-height feet only, field-installed.	173.00	1	2.4	0.21		100
PRPS	Pedestal shroud, formed steel, for use with Parameter desks, workstations and stand-alone pedestals with adjustable-height feet only, field-installed.	218.00	1	5.4	0.59		100

### DESKS WITH TRANSACTION STATION, ELEVATED RECTANGULAR FORWARD OVERHANG TOP, METAL SCREEN

Desk, transaction station with elevated rectangular forward overhang top and metal screen. Models are also available with a fabric or laminate screen.



PR2448T1	24"W x 48"L desktop; 48"L transaction top, metal screen.	4139.00	9	231.5	17.09		Call
PR2460T1	24"W x 60"L desktop; 60"L transaction top, metal screen.	4324.00	9	257.6	18.36		Call

**Optional Configurations** - Available with an 8-week lead time unless stated otherwise.

Laminate Screen (24"W x 48"L) - Add "L" to model no. (e.g., PR2448T1L).

+ 30.00

Laminate Screen (24"W x 60"L) - Add "L" to model no. (e.g., PR2460T1L).

+ 30.00

Fabric Screen - Add "F" to model no. (e.g., PR2448T1F).

+ 500.00

### SINGLE-PEDESTAL DESKS WITH TRANSACTION STATION, ELEVATED RECTANGULAR FORWARD OVERHANG TOP, METAL SCREEN

Single-pedestal desk, transaction station with elevated rectangular forward overhang top and metal screen. Models are also available with a fabric or laminate screen.



PR2448RPT1	24"W x 48"L desktop; 48"L transaction top, right pedestal, metal screen.	6865.00	9	256.7	21.80		Call
PR2448LPT1	24"W x 48"L desktop; 48"L transaction top, left pedestal, metal screen.	6865.00	9	256.7	21.80		Call
PR2460RPT1	24"W x 60"L desktop; 60"L transaction top, right pedestal, metal screen.	7052.00	9	282.6	23.03		Call
PR2460LPT1	24"W x 60"L desktop; 60"L transaction top, left pedestal, metal screen.	7052.00	9	282.6	23.03		Call
PR2466RPT1	24"W x 66"L desktop; 66"L transaction top, right pedestal, metal screen.	7144.00	9	292.2	23.80		Call
PR2466LPT1	24"W x 66"L desktop; 66"L transaction top, left pedestal, metal screen.	7144.00	9	292.2	23.80		Call
PR2472RPT1	24"W x 72"L desktop; 72"L transaction top, right pedestal, metal screen.	7242.00	9	303.3	24.19		Call
PR2472LPT1	24"W x 72"L desktop; 72"L transaction top, left pedestal, metal screen.	7242.00	9	303.3	24.19		Call

**Optional Configurations** - Available with an 8-week lead time unless stated otherwise.

Laminate Screen (24"W x 48"L) - Add "L" to model no. (e.g., PR2448RPT1L).

+ 30.00

Laminate Screen (24"W x 60"L, 24"W x 66"L, 24"W x 72"L) - Add "L" to model no. (e.g., PR2466RPT1L).

+ 30.00

Fabric Screen - Add "F" to model no. (e.g., PR2466LPT1F).

+ 500.00

Parameter Series continued on page 58.



Products on this page are GREENGUARD® certified.

# DESKS

SOLD IN FULL CARTONS ONLY

Model No.	Description	Unit Price F.O.B. Warehouse	No. of Ctns. Per Unit	Unit Weight	Unit Cube	Fed Ex.	Freight Class
-----------	-------------	-----------------------------------	-----------------------------	----------------	--------------	------------	------------------

## PARAMETER® SERIES continued

### DOUBLE-PEDESTAL CREDENZA DESKS WITH TRANSACTION STATION, ELEVATED RECTANGULAR FORWARD OVERHANG TOP, METAL SCREEN

Credenza desk, double-pedestal, transaction station with elevated rectangular forward overhang top and metal screen. Models are also available with a fabric or laminate screen.

PRC2460DPT1	24"W x 60"L desktop; 60"L transaction top, metal screen.	9779.00	9	307.3	27.74		Call
PRC2472DPT1	24"W x 72"L desktop; 72"L transaction top, metal screen.	9966.00	9	327.9	28.86		Call

**Optional Configurations** - Available with an 8-week lead time unless stated otherwise.

Laminate Screen - Add "L" to model no. (e.g., PRC2460DPT1L).	+ 30.00	
Fabric Screen - Add "F" to model no. (e.g., PRC2460DPT1F).	+ 500.00	

### HELP DESKS WITH TRANSACTION STATION, ELEVATED RECTANGULAR FORWARD OVERHANG TOP, METAL SCREEN

Help desk, with radius on one end, 24"W x 48"L return with pedestal, 48"L transaction station with elevated rectangular forward overhang top and metal screen. Models are also available with a fabric or laminate screen.

PRHDL3076RLT1	30"W x 76"L desktop; 48"L transaction top, left return, metal screen.	10098.00	12	444.9	36.53		Call
PRHDL3076RRT1	30"W x 76"L desktop; 48"L transaction top, right return, metal screen.	10098.00	12	444.9	36.53		Call
PRHDL3082RLT1	30"W x 82"L desktop; 48"L transaction top, left return, metal screen.	10145.00	12	452.6	36.75		Call
PRHDL3082RRT1	30"W x 82"L desktop; 48"L transaction top, right return, metal screen.	10145.00	12	452.6	36.75		Call

**Optional Configurations** - Available with an 8-week lead time unless stated otherwise.

Laminate Screen - Add "L" to model no. (e.g., PRHDL3076RLT1L).	+ 30.00	
Fabric Screen - Add "F" to model no. (e.g., PRHDL3076RLT1F).	+ 500.00	

### L-CONFIGURATION DESKS WITH TRANSACTION STATION, ELEVATED RECTANGULAR FORWARD OVERHANG TOP, METAL SCREEN

L-Configuration desk with return, 24"W x 48"L return with pedestal, 48"L transaction station with elevated rectangular forward overhang top and metal screen. Models are also available with a fabric or laminate screen.

PRL3066RLT1	30"W x 66"L desktop; 48"L transaction top, left return, metal screen.	10011.00	12	431.8	35.81		Call
PRL3066RRT1	30"W x 66"L desktop; 48"L transaction top, right return, metal screen.	11002.00	12	431.8	35.81		Call
PRL3072RLT1	30"W x 72"L desktop; 48"L transaction top, left return, metal screen.	10061.00	11	439.4	35.94		Call
PRL3072RRT1	30"W x 72"L desktop; 48"L transaction top, right return, metal screen.	11048.00	11	439.4	35.94		Call

**Optional Configurations** - Available with an 8-week lead time unless stated otherwise.

Laminate Screen - Add "L" to model no. (e.g., PRL3066RLT1L).	+ 30.00	
Fabric Screen - Add "F" to model no. (e.g., PRL3066RLT1F).	+ 500.00	

### DESKS WITH TRANSACTION STATION, ELEVATED RECTANGLE FLUSH MOUNT TOP, METAL SCREEN

Transaction station with elevated rectangular flush mount top and metal screen. Models are also available with a fabric or laminate screen.

PR2448T2	24"W x 48"L desktop; 48"L transaction top, metal screen.	4139.00	9	225.9	16.94		Call
PR2460T2	24"W x 60"L desktop; 60"L transaction top, metal screen.	4324.00	9	250.5	18.17		Call

**Optional Configurations** - Available with an 8-week lead time unless stated otherwise.

Laminate Screen (24"W x 48"L) - Add "L" to model no. (e.g., PR2448T2L).	+ 30.00	
Laminate Screen (24"W x 60"L) - Add "L" to model no. (e.g., PR2460T2L).	+ 30.00	
Fabric Screen - Add "F" to model no. (e.g., PR2448T2F).	+ 500.00	

### SINGLE-PEDESTAL DESKS WITH TRANSACTION STATION, ELEVATED RECTANGLE FLUSH MOUNT TOP, METAL SCREEN

Single-pedestal desk, transaction station with elevated rectangular flush mount top and metal screen. Models are also available with a fabric or laminate screen.

PR2448RPT2	24"W x 48"L desktop; 48"L transaction top, right pedestal, metal screen.	6865.00	9	251.1	21.65		Call
PR2448LPT2	24"W x 48"L desktop; 48"L transaction top, left pedestal, metal screen.	6865.00	9	255.1	22.00		Call
PR2460RPT2	24"W x 60"L desktop; 60"L transaction top, right pedestal, metal screen.	7052.00	9	275.5	22.84		Call
PR2460LPT2	24"W x 60"L desktop; 60"L transaction top, left pedestal, metal screen.	7052.00	9	275.5	22.84		Call
PR2466RPT2	24"W x 66"L desktop; 66"L transaction top, right pedestal, metal screen.	7144.00	9	284.4	23.59		Call
PR2466LPT2	24"W x 66"L desktop; 66"L transaction top, left pedestal, metal screen.	7144.00	9	284.4	23.59		Call
PR2472RPT2	24"W x 72"L desktop; 72"L transaction top, right pedestal, metal screen.	7242.00	9	294.8	23.97		Call
PR2472LPT2	24"W x 72"L desktop; 72"L transaction top, left pedestal, metal screen.	7242.00	9	294.8	23.97		Call

**Optional Configurations** - Available with an 8-week lead time unless stated otherwise.

Laminate Screen (24"W x 48"L) - Add "L" to model no. (e.g., PR2448RPT2L).	+ 30.00	
Laminate Screen (24"W x 60"L, 24"W x 66"L, 24"W x 72"L) - Add "L" to model no. (e.g., PR2460RPT2L).	+ 30.00	
Fabric Screen - Add "F" to model no. (e.g., PR2472RPT2F).	+ 500.00	

Parameter Series continued on page 59.



Products on this page are GREENGUARD® certified.

Virco®

# DESKS

SOLD IN FULL CARTONS ONLY

Model No.	Description	Unit Price F.O.B. Warehouse	No. of Ctns. Per Unit	Unit Weight	Unit Cube	Fed Ex.	Freight Class
-----------	-------------	-----------------------------------	-----------------------------	----------------	--------------	------------	------------------

## PARAMETER® SERIES continued

### DOUBLE-PEDESTAL CREDENZA DESKS WITH TRANSACTION STATION, ELEVATED RECTANGLE FLUSH MOUNT TOP, METAL SCREEN

Double-pedestal credenza desk, transaction station with elevated rectangular flush mount top and metal screen. Models are also available with a fabric or laminate screen.

PRC2460DPT2	24"W x 60"L desktop; 60"L transaction top, metal screen.	9779.00	9	300.2	27.55		Call
PRC2472DPT2	24"W x 72"L desktop; 72"L transaction top, metal screen.	9966.00	9	319.4	28.64		Call

**Optional Configurations** - Available with an 8-week lead time unless stated otherwise.

Laminate Screen - Add "L" to model no. (e.g., PRC2460DPT2L).

+ 30.00

Fabric Screen - Add "F" to model no. (e.g., PRC2460DPT2F).

+ 500.00

### HELP DESKS WITH TRANSACTION STATION, ELEVATED RECTANGLE FLUSH MOUNT TOP, METAL SCREEN

Help desk with radius on one end, 24"W x 48"L return with pedestal, 48"L transaction station with elevated rectangular flush mount top and metal screen. Models are also available with a fabric or laminate screen.

PRHDL3076RLT2	30"W x 76"L desktop; 48"L transaction top, left return, metal screen.	10098.00	12	439.3	36.38		Call
PRHDL3076RRT2	30"W x 76"L desktop; 48"L transaction top, right return, metal screen.	10098.00	12	439.3	36.38		Call
PRHDL3082RLT2	30"W x 82"L desktop; 48"L transaction top, left return, metal screen.	10145.00	12	446.9	36.60		Call
PRHDL3082RRT2	30"W x 82"L desktop; 48"L transaction top, right return, metal screen.	10145.00	12	446.9	36.60		Call

**Optional Configurations** - Available with an 8-week lead time unless stated otherwise.

Laminate Screen - Add "L" to model no. (e.g., PRHDL3076RRT2L).

+ 30.00

Fabric Screen - Add "F" to model no. (e.g., PRHDL3076RLT2F).

+ 500.00

### L-CONFIGURATION DESK WITH TRANSACTION STATION, ELEVATED RECTANGLE FLUSH MOUNT TOP, METAL SCREEN

L-Configuration desk with return, 24"W x 48"L return with pedestal, 48"L transaction station with elevated rectangular flush mount top and metal screen. Models are also available with a fabric or laminate screen.

PRL3066RLT2	30"W x 66"L desktop; 48"L transaction top, left return, metal screen.	10011.00	12	426.1	35.66		Call
PRL3066RRT2	30"W x 66"L desktop; 48"L transaction top, right return, metal screen.	11002.00	12	426.1	35.66		Call
PRL3072RLT2	30"W x 72"L desktop; 48"L transaction top, left return, metal screen.	10061.00	12	439.6	36.24		Call
PRL3072RRT2	30"W x 72"L desktop; 48"L transaction top, right return, metal screen.	11048.00	12	439.6	36.24		Call

**Optional Configurations** - Available with an 8-week lead time unless stated otherwise.

Laminate Screen - Add "L" to model no. (e.g., PRHDL3076RRT2L).

+ 30.00

Fabric Screen - Add "F" to model no. (e.g., PRHDL3076RLT2F).

+ 500.00

### DESKS WITH TRANSACTION STATION, ELEVATED RIGHT HAND MONITOR RECESS TOP, METAL SCREEN

Desk, transaction station with elevated right hand monitor recess top and metal screen. Models are also available with a fabric or laminate screen.

PR2448T3	24"W x 48"L desktop; 48"L transaction top, metal screen.	4139.00	9	235.3	17.26		Call
PR2460T3	24"W x 60"L desktop; 60"L transaction top, metal screen.	4324.00	9	261.7	18.57		Call

**Optional Configurations** - Available with an 8-week lead time unless stated otherwise.

Laminate Screen (24"W x 48"L) - Add "L" to model no. (e.g., PR2448T3L).

+ 30.00

Laminate Screen (24"W x 60"L) - Add "L" to model no. (e.g., PR2460T3L).

+ 30.00

Fabric Screen - Add "F" to model no. (e.g., PR2448T3F).

+ 500.00

### DESKS WITH TRANSACTION STATION, ELEVATED LEFT HAND MONITOR RECESS TOP, METAL SCREEN

Desk, transaction station with elevated left hand monitor recess top and metal screen. Models are also available with a fabric or laminate screen.

PR2448T4	24"W x 48"L desktop; 48"L transaction top, metal screen.	4139.00	9	235.3	17.26		Call
PR2460T4	24"W x 60"L desktop; 60"L transaction top, metal screen.	4324.00	9	261.7	18.57		Call

**Optional Configurations** - Available with an 8-week lead time unless stated otherwise.

Laminate Screen (24"W x 48"L) - Add "L" to model no. (e.g., PR2448T4L).

+ 30.00

Laminate Screen (24"W x 60"L) - Add "L" to model no. (e.g., PR2460T4L).

+ 30.00

Fabric Screen - Add "F" to model no. (e.g., PR2448T4F).

+ 500.00

Parameter Series continued on page 60.

# DESKS

SOLD IN FULL CARTONS ONLY

Model No.	Description	Unit Price F.O.B. Warehouse	No. of Ctns. Per Unit	Unit Weight	Unit Cube	Fed Ex.	Freight Class
-----------	-------------	-----------------------------------	-----------------------------	----------------	--------------	------------	------------------

## PARAMETER® SERIES continued

### SINGLE-PEDESTAL DESKS WITH TRANSACTION STATION, ELEVATED RIGHT HAND MONITOR RECESS TOP, METAL SCREEN

Single-pedestal desk, transaction station with elevated right hand monitor recess top and metal screen. Models are also available with a fabric or laminate screen.

PR2448RPT3	24"W x 48"L desktop; 48"L transaction top, single pedestal right, metal screen.	6865.00	9	260.5	21.97		Call
PR2448LPT3	24"W x 48"L desktop; 48"L transaction top, single pedestal left, metal screen.	6865.00	9	260.5	21.97		Call
PR2460RPT3	24"W x 60"L desktop; 60"L transaction top, single pedestal right, metal screen.	7052.00	9	286.7	23.24		Call
PR2460LPT3	24"W x 60"L desktop; 60"L transaction top, single pedestal left, metal screen.	7052.00	9	286.7	23.24		Call
PR2466RPT3	24"W x 66"L desktop; 66"L transaction top, single pedestal right, metal screen.	7144.00	9	296.4	24.03		Call
PR2466LPT3	24"W x 66"L desktop; 66"L transaction top, single pedestal left, metal screen.	7144.00	9	296.4	24.03		Call
PR2472RPT3	24"W x 72"L desktop; 72"L transaction top, single pedestal right, metal screen.	7242.00	9	307.7	24.45		Call
PR2472LPT3	24"W x 72"L desktop; 72"L transaction top, single pedestal left, metal screen.	7242.00	9	307.7	24.45		Call

**Optional Configurations** - Available with an 8-week lead time unless stated otherwise.

Laminate Screen (24"W x 48"L) - Add "L" to model no. (e.g., PR2448RPT3L).	+ 30.00	
Laminate Screen (24"W x 60"L, 24"W x 66"L, 24"W x 72"L) - Add "L" to model no. (e.g., PR2460RPT3L).	+ 30.00	
Fabric Screen - Add "F" to model no. (e.g., PR2448RPT3F).	+ 500.00	

### SINGLE-PEDESTAL DESKS WITH TRANSACTION STATION, ELEVATED LEFT HAND MONITOR RECESS TOP, METAL SCREEN

Single-pedestal desk, transaction station with elevated left hand monitor recess top and metal screen. Models are also available with a fabric or laminate screen.

PR2448RPT4	24"W x 48"L desktop; 48"L transaction top, single pedestal right, metal screen.	6865.00	9	260.5	21.97		Call
PR2448LPT4	24"W x 48"L desktop; 48"L transaction top, single pedestal left, metal screen.	6865.00	9	260.5	21.97		Call
PR2460RPT4	24"W x 60"L desktop; 60"L transaction top, single pedestal right, metal screen.	7052.00	9	286.7	23.24		Call
PR2460LPT4	24"W x 60"L desktop; 60"L transaction top, single pedestal left, metal screen.	7052.00	9	286.7	23.24		Call
PR2466RPT4	24"W x 66"L desktop; 66"L transaction top, single pedestal right, metal screen.	7144.00	9	296.4	24.03		Call
PR2466LPT4	24"W x 66"L desktop; 66"L transaction top, single pedestal left, metal screen.	7144.00	9	296.4	24.03		Call
PR2472RPT4	24"W x 72"L desktop; 72"L transaction top, single pedestal right, metal screen.	7242.00	9	307.7	24.45		Call
PR2472LPT4	24"W x 72"L desktop; 72"L transaction top, single pedestal left, metal screen.	7242.00	9	307.7	24.45		Call

**Optional Configurations** - Available with an 8-week lead time unless stated otherwise.

Laminate Screen (24"W x 48"L) - Add "L" to model no. (e.g., PR2448RPT4L).	+ 30.00	
Laminate Screen (24"W x 60"L, 24"W x 66"L, 24"W x 72"L) - Add "L" to model no. (e.g., PR2460RPT4L).	+ 30.00	
Fabric Screen - Add "F" to model no. (e.g., PR2472RPT4F).	+ 500.00	

### DOUBLE-PEDESTAL CREDENZA DESKS WITH TRANSACTION STATION, ELEVATED RIGHT HAND MONITOR RECESS TOP, METAL SCREEN

Credenza desk, double-pedestal, transaction station with elevated right hand monitor recess top and metal screen. Models are also available with a fabric or laminate screen.

PRC2460DPT3	24"W x 60"L desktop; 60"L transaction top, metal screen.	9779.00	9	311.4	27.95		Call
PRC2472DPT3	24"W x 72"L desktop; 72"L transaction top, metal screen.	9966.00	9	332.3	29.12		Call

**Optional Configurations** - Available with an 8-week lead time unless stated otherwise.

Laminate Screen - Add "L" to model no. (e.g., PRC2460DPT3L).	+ 30.00	
Fabric Screen - Add "F" to model no. (e.g., PRC2460DPT3F).	+ 500.00	

### DOUBLE-PEDESTAL CREDENZA DESKS WITH TRANSACTION STATION, ELEVATED LEFT HAND MONITOR RECESS TOP, METAL SCREEN

Credenza desk, double-pedestal, transaction station with elevated left hand monitor recess top and metal screen. Models are also available with a fabric or laminate screen.

PRC2460DPT4	24"W x 60"L desktop; 60"L transaction top, metal screen.	9779.00	9	311.4	27.95		Call
PRC2472DPT4	24"W x 72"L desktop; 72"L transaction top, metal screen.	9966.00	9	332.3	29.12		Call

**Optional Configurations** - Available with an 8-week lead time unless stated otherwise.

Laminate Screen - Add "L" to model no. (e.g., PRC2460DPT4L).	+ 30.00	
Fabric Screen - Add "F" to model no. (e.g., PRC2460DPT4F).	+ 500.00	

### HELP DESKS WITH TRANSACTION STATION, ELEVATED RIGHT HAND MONITOR RECESS TOP, METAL SCREEN

Help desk with radius on one end, 24"W x 48"L return with pedestal, 48"L transaction station with elevated right hand monitor recess top and metal screen. Models are also available with a fabric or laminate screen.

PRHDL3076RLT3	30"W x 76"L desktop; 48"L transaction top, left return, metal screen.	10098.00	12	448.7	36.70		Call
PRHDL3076RRT3	30"W x 76"L desktop; 48"L transaction top, right return, metal screen.	10098.00	12	448.7	36.70		Call
PRHDL3082RLT3	30"W x 82"L desktop; 48"L transaction top, left return, metal screen.	10145.00	12	456.4	36.92		Call
PRHDL3082RRT3	30"W x 82"L desktop; 48"L transaction top, right return, metal screen.	10145.00	12	456.4	36.92		Call

**Optional Configurations** - Available with an 8-week lead time unless stated otherwise.

Laminate Screen - Add "L" to model no. (e.g., PRHDL3076RLT3L).	+ 30.00	
Fabric Screen - Add "F" to model no. (e.g., PRHDL3076RLT3F).	+ 500.00	

Parameter Series continued on page 61.



Products on this page are GREENGUARD® certified.

Virco®

# DESKS

SOLD IN FULL CARTONS ONLY

Model No.	Description	Unit Price F.O.B. Warehouse	No. of Ctns. Per Unit	Unit Weight	Unit Cube	Fed Ex.	Freight Class
-----------	-------------	-----------------------------------	-----------------------------	----------------	--------------	------------	------------------

## PARAMETER® SERIES continued

### HELP DESKS WITH TRANSACTION STATION, ELEVATED LEFT HAND MONITOR RECESS TOP, METAL SCREEN

Help desk with radius on one end, 24"W x 48"L return with pedestal, 48"L transaction station with elevated left hand monitor recess top and metal screen. Models are also available with a fabric or laminate screen.

PRHDL3076RLT4	30"W x 76"L desktop; 48"L transaction top, left return, metal screen.	10098.00	12	448.7	36.70		Call
PRHDL3076RRT4	30"W x 76"L desktop; 48"L transaction top, right return, metal screen.	10098.00	12	448.7	36.70		Call
PRHDL3082RLT4	30"W x 82"L desktop; 48"L transaction top, left return, metal screen.	10145.00	12	456.4	36.92		Call
PRHDL3082RRT4	30"W x 82"L desktop; 48"L transaction top, right return, metal screen.	10145.00	12	456.4	36.92		Call

**Optional Configurations** - Available with an 8-week lead time unless stated otherwise.

Laminate Screen - Add "L" to model no. (e.g., PRHDL3076RLT4L).	+ 30.00	
Fabric Screen - Add "F" to model no. (e.g., PRHDL3076RLT4F).	+ 500.00	

### L-CONFIGURATION DESKS WITH TRANSACTION STATION, ELEVATED RIGHT HAND MONITOR RECESS TOP, METAL SCREEN

L-Configuration desk with return, 24"W x 48"L return with pedestal, 48"L transaction station with elevated right hand monitor recess top and metal screen. Models are also available with a fabric or laminate screen.

PRL3066RLT3	30"W x 66"L desktop; 48"L transaction top, left return, metal screen.	10011.00	12	435.6	35.99		Call
PRL3066RRT3	30"W x 66"L desktop; 48"L transaction top, right return, metal screen.	11002.00	12	435.6	35.99		Call
PRL3072RLT3	30"W x 72"L desktop; 48"L transaction top, left return, metal screen.	10061.00	12	449.1	36.56		Call
PRL3072RRT3	30"W x 72"L desktop; 48"L transaction top, right return, metal screen.	11048.00	12	449.1	36.56		Call

**Optional Configurations** - Available with an 8-week lead time unless stated otherwise.

Laminate Screen - Add "L" to model no. (e.g., PRL3066RLT3L).	+ 30.00	
Fabric Screen - Add "F" to model no. (e.g., PRL3066RLT3F).	+ 500.00	

### L-CONFIGURATION DESKS WITH TRANSACTION STATION, ELEVATED LEFT HAND MONITOR RECESS TOP, METAL SCREEN

L-Configuration desk with return, 24"W x 48"L return with pedestal, 48"L transaction station with elevated left hand monitor recess top and metal screen. Models are also available with a fabric or laminate screen.

PRL3066RLT4	30"W x 66"L desktop; 48"L transaction top, left return, metal screen.	10011.00	11	429.7	35.54		Call
PRL3066RRT4	30"W x 66"L desktop; 48"L transaction top, right return, metal screen.	11002.00	11	429.7	35.54		Call
PRL3072RLT4	30"W x 72"L desktop; 48"L transaction top, left return, metal screen.	10061.00	11	443.1	36.12		Call
PRL3072RRT4	30"W x 72"L desktop; 48"L transaction top, right return, metal screen.	11048.00	11	443.1	36.12		Call

**Optional Configurations** - Available with an 8-week lead time unless stated otherwise.

Laminate Screen - Add "L" to model no. (e.g., PRL3066RLT4L).	+ 30.00	
Fabric Screen - Add "F" to model no. (e.g., PRL3066RLT4F).	+ 500.00	

### DESKS WITH TRANSACTION STATION, ELEVATED CRESCENT TOP, METAL SCREEN

Desk, transaction station with elevated crescent top and metal screen. Models are also available with a fabric or laminate screen.

PR2448T5	24"W x 48"L desktop; 48"L transaction top, metal screen.	4139.00	9	235.2	17.26		Call
PR2460T5	24"W x 60"L desktop; 60"L transaction top, metal screen.	4324.00	9	253.7	17.83		Call

**Optional Configurations** - Available with an 8-week lead time unless stated otherwise.

Laminate Screen (24"W x 48"L) - Add "L" to model no. (e.g., PR2448T5L).	+ 30.00	
Laminate Screen (24"W x 60"L) - Add "L" to model no. (e.g., PR2460T5L).	+ 30.00	
Fabric Screen - Add "F" to model no. (e.g., PR2448T5F).	+ 500.00	

### SINGLE-PEDESTAL DESKS WITH TRANSACTION STATION, ELEVATED CRESCENT TOP, METAL SCREEN

Single-pedestal desk, transaction station with elevated crescent top and metal screen. Models are also available with a fabric or laminate screen.

PR2448RPT5	24"W x 48"L desktop; 48"L transaction top, right pedestal, metal screen.	6865.00	9	260.4	21.97		Call
PR2448LPT5	24"W x 48"L desktop; 48"L transaction top, left pedestal, metal screen.	6865.00	9	260.4	21.97		Call
PR2460RPT5	24"W x 60"L desktop; 60"L transaction top, right pedestal, metal screen.	7052.00	9	287.0	23.24		Call
PR2460LPT5	24"W x 60"L desktop; 60"L transaction top, left pedestal, metal screen.	7052.00	9	287.0	23.24		Call
PR2466RPT5	24"W x 66"L desktop; 66"L transaction top, right pedestal, metal screen.	7144.00	9	296.9	24.03		Call
PR2466LPT5	24"W x 66"L desktop; 66"L transaction top, left pedestal, metal screen.	7144.00	9	296.9	24.03		Call
PR2472RPT5	24"W x 72"L desktop; 72"L transaction top, right pedestal, metal screen.	7242.00	9	308.4	24.45		Call
PR2472LPT5	24"W x 72"L desktop; 72"L transaction top, left pedestal, metal screen.	7242.00	9	308.4	24.45		Call

**Optional Configurations** - Available with an 8-week lead time unless stated otherwise.

Laminate Screen (24"W x 48"L) - Add "L" to model no. (e.g., PR2448RPT5L).	+ 30.00	
Laminate Screen (24"W x 60"L, 24"W x 66"L, 24"W x 72"L) - Add "L" to model no. (e.g., PR2472RPT5L).	+ 30.00	
Fabric Screen - Add "F" to model no. (e.g., PR2472LPT5F).	+ 500.00	

Parameter Series continued on page 62.



Products on this page are GREENGUARD® certified.



# DESKS

SOLD IN FULL CARTONS ONLY

Model No.	Description	Unit Price F.O.B. Warehouse	No. of Ctns. Per Unit	Unit Weight	Unit Cube	Fed Ex.	Freight Class
-----------	-------------	-----------------------------------	-----------------------------	----------------	--------------	------------	------------------

## PARAMETER® SERIES continued

### DOUBLE-PEDESTAL CREDENZA DESKS WITH TRANSACTION STATION, ELEVATED CRESCENT TOP, METAL SCREEN

Credenza desk, double-pedestal, transaction station with elevated crescent top and metal screen. Models are also available with a fabric or laminate screen.

PRC2460DPT5	24"W x 60"L desktop; 60"L transaction top, metal screen.	9779.00	9	311.6	27.95		Call
PRC2472DPT5	24"W x 72"L desktop; 72"L transaction top, metal screen.	9966.00	9	333.0	29.12		Call

**Optional Configurations** - Available with an 8-week lead time unless stated otherwise.

Laminate Screen - Add "L" to model no. (e.g., PRC2472DPT5L).	+ 30.00	
Fabric Screen - Add "F" to model no. (e.g., PRC2460DPT5F).	+ 500.00	

### HELP DESKS WITH TRANSACTION STATION, ELEVATED CRESCENT TOP, METAL SCREEN

Help desk with return, with radius on one end, 24"W x 48"L return with pedestal, 48"L transaction station with elevated crescent top and metal screen. Models are also available with a fabric or laminate screen.

PRHDL3076RLT5	30"W x 76"L desktop; 48"L transaction top, left return, metal screen.	10098.00	12	448.6	36.70		Call
PRHDL3076RRT5	30"W x 76"L desktop; 48"L transaction top, right return, metal screen.	10098.00	11	442.6	36.25		Call
PRHDL3082RLT5	30"W x 82"L desktop; 48"L transaction top, left return, metal screen.	10145.00	11	450.3	36.47		Call
PRHDL3082RRT5	30"W x 82"L desktop; 48"L transaction top, right return, metal screen.	10145.00	11	450.3	36.47		Call

**Optional Configurations** - Available with an 8-week lead time unless stated otherwise.

Laminate Screen - Add "L" to model no. (e.g., PRHDL3076RLT5L).	+ 30.00	
Fabric Screen - Add "F" to model no. (e.g., PRHDL3076RLT5F).	+ 500.00	

### L-CONFIGURATION DESKS WITH TRANSACTION STATION, ELEVATED CRESCENT TOP, METAL BACK

L-Configuration desk with return, 24"W x 48"L return, 48"L transaction station with elevated crescent top and metal screen. Models are also available with a fabric or laminate screen.

PRL3066RLT5	30"W x 66"L desktop; 48"L transaction top, left return, metal screen.	10011.00	12	435.5	35.99		Call
PRL3066RRT5	30"W x 66"L desktop; 48"L transaction top, right return, metal screen.	11002.00	11	429.5	35.54		Call
PRL3072RLT5	30"W x 72"L desktop; 48"L transaction top, left return, metal screen.	10061.00	11	443.0	36.12		Call
PRL3072RRT5	30"W x 72"L desktop; 48"L transaction top, right return, metal screen.	11048.00	11	443.0	36.12		Call

**Optional Configurations** - Available with an 8-week lead time unless stated otherwise.

Laminate Screen - Add "L" to model no. (e.g., PRL3066RLT5L).	+ 30.00	
Fabric Screen - Add "F" to model no. (e.g., PRL3066RLT5F).	+ 500.00	

### LAMINATE SCREENS (FOR DESKS AND WORKSTATIONS WITH TRANSACTION STATIONS)

PROSL48	48" laminate screen, high-pressure laminate surface on both sides.	343.00	1	22.6	0.77		70
PROSL60	60" laminate screen, high-pressure laminate surface on both sides.	387.00	1	28.8	0.97		70
PROSL66	66" laminate screen, high-pressure laminate surface on both sides.	449.00	1	31.8	1.07		70
PROSL72	72" laminate screen, high-pressure laminate surface on both sides.	494.00	1	34.9	1.17		70

### METAL SCREENS (FOR DESKS AND WORKSTATIONS WITH TRANSACTION STATIONS)

PROSM48	48" metal screen.	289.00	1	15.6	0.77		70
PROSM60	60" metal screen.	336.00	1	19.7	0.97		70
PROSM66	66" metal screen.	395.00	1	21.8	1.07		70
PROSM72	72" metal screen.	441.00	1	23.8	1.17		70

### METAL SCREENS WITH WORKRAILS (FOR DESKS AND WORKSTATIONS WITH TRANSACTION STATIONS)

PROSMW48	48" metal screen with WorkRail.	326.00	1	21.1	0.77		70
PROSMW60	60" metal screen with WorkRail.	370.00	1	26.7	0.97		70
PROSMW66	66" metal screen with WorkRail.	429.00	1	29.5	1.07		70
PROSMW72	72" metal screen with WorkRail.	664.00	1	32.2	1.17		70

### FABRIC SCREENS (FOR DESKS AND WORKSTATIONS WITH TRANSACTION STATIONS)

PROSF48	48" fabric screen.	1169.00	1	17.8	0.77	*	70
PROSF60	60" fabric screen.	1214.00	1	22.6	0.97	*	70
PROSF66	66" fabric screen.	1274.00	1	25.0	1.07	*	70
PROSF72	72" fabric screen.	1319.00	1	27.4	1.17	*	70

Parameter Series continued on page 63.



Products on this page are GREENGUARD® certified.

Virco®

# DESKS

SOLD IN FULL CARTONS ONLY

Model No.	Description	Unit Price F.O.B. Warehouse	No. of Ctns. Per Unit	Unit Weight	Unit Cube	Fed Ex.	Freight Class
-----------	-------------	-----------------------------------	-----------------------------	----------------	--------------	------------	------------------

## PARAMETER® SERIES continued

### L-CONFIGURATION CURVED-CORNER HELP DESKS

L-Configuration curved-corner help desk with curved-corner return, 1½" laminated curved-corner help desk work surface with radius on one end, 1 grommet at the rectangular end of the work surface, file/file, 24" x 39" x 1½" laminated curved-corner return work surface, 1 grommet, box/box/file.



PRHDL3076CR39L	30"W x 76"L, left return.	9250.00	9	369.2	34.42		Call
PRHDL3076CR39R	30"W x 76"L, right return.	9250.00	9	369.2	34.42		Call
PRHDL3082CR39L	30"W x 82"L, left return.	9297.00	9	376.4	34.42		Call
PRHDL3082CR39R	30"W x 82"L, right return.	9297.00	9	376.4	34.42		Call

### L-CONFIGURATION NOTCHED-CORNER HELP DESKS

L-Configuration notched-corner help desk with notched-corner return, 1½" laminated notched-corner help desk work surface with radius on one end, 1 grommet at the rectangular end of the work surface, file/file, 24" x 39" x 1½" laminated notched-corner return work surface, 1 grommet, box/box/file.



PRHDL3076NR39L	30"W x 76"L, left return.	9250.00	9	368.4	34.42		Call
PRHDL3076NR39R	30"W x 76"L, right return.	9250.00	9	368.4	34.42		Call
PRHDL3082NR39L	30"W x 82"L, left return.	9297.00	9	375.6	34.42		Call
PRHDL3082NR39R	30"W x 82"L, right return.	9297.00	9	375.6	34.42		Call

### L-CONFIGURATION CURVED-CORNER DESKS

L-Configuration notched-corner desk with notched-corner return, 1½" laminated notched-corner desk work surface, 1 grommet at each end of the work surface, file/file, 24" x 39" x 1½" laminated notched-corner return work surface, 1 grommet, box/box/file.



PRL3066CR39L	30"W x 66"L, left return.	9168.00	9	359.8	34.65		Call
PRL3066CR39R	30"W x 66"L, right return.	9168.00	9	359.8	34.65		Call
PRL3072CR39L	30"W x 72"L, left return.	9214.00	9	367.0	34.65		Call
PRL3072CR39R	30"W x 72"L, right return.	9214.00	9	367.0	34.65		Call

### L-CONFIGURATION NOTCHED-CORNER DESKS

L-Configuration notched-corner desk with side notched-corner return, 1½" laminated notched-corner desk work surface, 1 grommet at each end of the work surface, file/file, 24" x 39" x 1½" laminated notched-corner return work surface, 1 grommet, box/box/file.



PRL3066NR39L	30"W x 66"L, left return.	9168.00	9	359.1	34.65		Call
PRL3066NR39R	30"W x 66"L, right return.	9168.00	9	359.1	34.65		Call
PRL3072NR39L	30"W x 72"L, left return.	9214.00	9	366.3	34.65		Call
PRL3072NR39R	30"W x 72"L, right return.	9214.00	9	366.3	34.65		Call

### L-CONFIGURATION NO-PEDESTAL DESKS

L-Configuration no-pedestal desk with return, 1½" laminated desk work surface, 1 grommet at each end of the work surface, 24" x 45" x 1½" laminated return work surface, 1 grommet, box/box/file. Models are shipped with one pedestal for right- or left-side field installation beneath the return work surface, as the customer chooses.



PRL3066NPR45	30"W x 66"L.	9168.00	8	298.1	29.09		Call
PRL3072NPR45	30"W x 72"L.	9214.00	8	311.7	29.67		Call

### U-CONFIGURATION HELP DESK

U-Configuration help desk with bridge and second desk, 30" x 82" help desk work surface with radius on one end, 24" x 45" bridge work surface, 24" x 72" second desk work surface, 1½" laminated work surfaces, a round grommet at the rectangular end of help desk work surface, and a round grommet at each end of the 24" x 72" work surface, perforated modesty panel for each work surface, file/file under help desk, box/box/file under 24" x 72" desk.



PRU3082HD	30"W x 82"L.	12306.00	11	496.6	44.23		Call
-----------	--------------	----------	----	-------	-------	--	------

### MOBILE PEDESTALS

Mobile pedestal, twin-wheel locking casters, 15¾"W x 19½"D x 26½"H, locking drawers (for use beneath the work surface of selected Parameter desks and workstations)



PRMP1620FFC	File/file drawers.	2539.00	1	82.6	8.23		100
PRMP1620BBFC	Box/box/file drawers.	2539.00	1	88.9	8.23		100

Parameter Series continued on page 64.

# DESKS

SOLD IN FULL CARTONS ONLY

Model No.	Description	Unit Price F.O.B. Warehouse	No. of Ctns. Per Unit	Unit Weight	Unit Cube	Fed Ex.	Freight Class
-----------	-------------	-----------------------------------	-----------------------------	----------------	--------------	------------	------------------

## PARAMETER® SERIES continued

### PEDESTALS WITH RISER BLOCKS

Fixed pedestal, adjustable-height feet. 16½"W x 24"D x 29½"H with riser blocks and locking file drawers (for side-by-side use with a Parameter desk or workstation).



PRMP1624RBBF	Box/box/file drawers.	3104.00	1	127.3	11.66		100
PRMP1624RFF	File/file drawers.	3104.00	1	122.6	11.66		100
PRMP1624RBBFC	Box/box/file drawers, twin-wheel locking casters.	3196.00	1	126.6	11.66		100
PRMP1624RFFC	File/file drawers, twin-wheel locking casters.	3196.00	1	121.9	11.66		100

### FILE CREDENZAS

File credenzas include 32½" wide (single file credenzas) & 64" wide (double file credenzas) models with two drawer (lateral/lateral), three drawer (file/file/lateral), or four drawer (box/box/file/lateral) configurations. Models are available with an 1½" thick particleboard-core high-pressure laminate top with 1½" profile T-mold edge banding. Tops include threaded inserts for a secure connection to the cabinet. The file credenza's unitized cabinet consists of welded steel components. Lateral drawers incorporate a drawer interlock system to allow only one lateral drawer per unit to open at one time. The file credenzas are equipped with full-suspension steel ball-bearing slides on all file and box drawers. A core-removable lock secures drawers with one lock assembly ("gang locking"); one lock per unit. Riser blocks are made from ABS plastic and include an internal wire management chute; a riser block is situated between the top and each end panel or pedestal. The file credenzas are equipped with full-extension heavy-duty steel ball-bearing slides on all lateral drawers. A counter weight is installed in each unit to help prevent tipping when drawers are fully extended. An optional conversion bar kit, consisting of four powder coated steel bars, enables Parameter file credenza lateral drawers to accommodate legal size and letter size documents from front to back, rather than from side to side. For an optional conversion bar kit, specify model CBKLF. An optional drawer divider kit, consisting of one steel drawer divider, is available to help organize Parameter file credenza lateral drawers. For an optional drawer divider kit, specify model 53LFDD. A Keyed-Alike option is available for Parameter file credenzas. By choosing the Keyed-Alike option, customers can purchase lock cores for multiple Parameter file credenza units, and for other selected Virco models with locks, that open by means of a single key. Adjustable-height nylon feet. Metal surfaces are available with a powder coat finish.



PRFC321	Single, 32½"W x 23"D x 29½"H. This unit has two lateral drawers.	5077.00	3	170.4	20.31		Call
PRFC322	Single, 32½"W x 23"D x 29½"H. This unit has one lateral drawer and two file drawers.	5077.00	3	179.4	20.31		Call
PRFC323	Single, 32½"W x 23"D x 29½"H. This unit has one lateral drawer, one file drawer and two box drawers.	5077.00	3	183.4	20.31		Call
PRFC641	Double, 64"W x 23"D x 29½"H. This unit has four lateral drawers.	10153.00	4	338.4	37.30		Call
PRFC642	Double, 64"W x 23"D x 29½"H. This unit has three lateral drawers and two file drawers.	10153.00	4	347.4	37.30		Call
PRFC643	Double, 64"W x 23"D x 29½"H. This unit has three lateral drawers, one file drawer and two box drawers.	10153.00	4	351.4	37.30		Call

### Optional Accessories



CBKLF	Conversion Bar Kit, four powder coated steel bars enable lateral files to accommodate legal size and letter size documents from front to back, rather than from side to side.	120.00	1	1.1	0.00		70
53LFDD	Drawer Divider Kit, steel drawer divider.	58.00	1	1.4	0.03		70
53FKEY	Keyed-alike lock core tumbler; includes 2 keys; one change-out control key for each keyed-alike area.	253.00	1	0.1	0.09		Call
MMKEY	Master key for keyed-alike lock core. (includes two keys).	50.00	1	0.3	0.09	*	70

**IMPORTANT:** When ordering, indicate the number of keyed-alike cores by referencing the number in terms of a "pack." For example, if you want all the locks in a room keyed-alike, count the number of locks and indicate that number next to the model number as a pack (i.e. 53FKEY-8). You would receive 8 lock core tumblers with the same code, 2 keys for each lock, and 1 change-out control key. You will receive one change-out control key for each keyed-alike area.

Parameter Series continued on page 65.



Products on this page are GREENGUARD® certified.

Virco®

# DESKS

SOLD IN FULL CARTONS ONLY

Model No.	Description	Unit Price F.O.B. Warehouse	No. of Ctns. Per Unit	Unit Weight	Unit Cube	Fed Ex.	Freight Class
-----------	-------------	-----------------------------------	-----------------------------	----------------	--------------	------------	------------------

## PARAMETER® SERIES continued

### WIRE MANAGEMENT PANELS

Wire management panels facilitate the routing of cables and wires beneath selected Parameter desks. Parameter wire management panels are available in models with 22", 28", and 40" lengths. Wire management panels are constructed of a body, and hinged door, both of which consist of cold-rolled steel. Parameter wire management panels are designed for attachment to the underside Parameter desktops. Parameter wire panels have a powder coat finish. Parameter wire management panels are 9 $\frac{3}{8}$ " high with cable trough.

PRWMP22	22"L	641.00	1	12.6	1.23		100
PRWMP28	28"L	660.00	1	15.4	1.23		100
PRWMP40	40"L	760.00	1	21.5	1.73		100

### HOW TO ORDER:

- Laminate, banding and frame finish colors are listed on pages xi-xii. The modesty panel is only available with a Silver Mist powder coat finish.
- To order desks, specify the model number, laminate, banding and frame finish color codes (e.g., PR3048P-OAK084BLK01-BLK01).
- To order mobile pedestals, specify the model number and frame finish color codes (e.g., PRMP1620FFC-BLK01).
- To order pedestals with riser blocks, specify the model number, laminate, banding and frame finish color codes (e.g., PRMP1624RBBF-OAK084BLK01-BLK01).
- To order file credenzas, specify the model number, laminate, banding and frame finish color codes (e.g., PRFC321-OAK084BLK01-BLK01).



# TABLES

SOLD IN FULL CARTONS ONLY

Model No.	Description	Unit Price F.O.B. Warehouse	No. of Ctns. Per Unit	Unit Weight	Unit Cube	Fed Ex.	Freight Class
-----------	-------------	-----------------------------------	-----------------------------	----------------	--------------	------------	------------------






















## 4000 SERIES - Activity Tables

*Tubular steel legs. Models are available with an 1½" thick particleboard-core high-pressure laminate work surface with 1½" profile T-mold edge banding. Top height adjusts from 22" to 30" in one-inch increments. Standard upper legs have a powder coat finish with chrome lower legs. Nylon-base swivel glides. Optional steel-base and felt-base glides are available.*

*Optional Configurations include:*

- All-chromed adjustable legs are enabling a top height of 22" to 30" in one-inch increments. (CHRM)
- Short adjustable legs are enabling a top height of 17" to 25" in one-inch increments. (LO)
- All-chromed short adjustable legs enabling a top height of 17" to 25" in one-inch increments. (LOCHRM)
- All chromed non-adjustable legs enabling a 30" top height. (N)
- Wheelchair-height adjustable legs are enabling a top height of 26" to 34" in one-inch increments. (W)
- Work surfaces that have an optional urethane-based Sure Edge® finish.
- Work surfaces that have an optional Dry Erase laminate.

*Optional Accessories: (1) For a high-impact plastic book box, specify model UBOOK; (2) For a high-impact plastic tote tray kit, specify model UTOTE; (3) For a tie plate kit, specify model UGANG; (4) For a Grommet kit which includes two 2¾" grommet covers with matching sleeves, specify UGRMT27.*

	482436	24" x 36", standard legs, 22"-30" height.	467.00	2	45.6	1.59	Call
	482448	24" x 48", standard legs, 22"-30" height.	504.00	2	51.8	1.91	Call
	482460	24" x 60", standard legs, 22"-30" height.	616.00	2	63.3	2.66	Call
	482472	24" x 72", standard legs, 22"-30" height.	691.00	2	71.8	3.06	Call
	483036	30" x 36", standard legs, 22"-30" height.	485.00	2	47.0	1.78	Call
	483048	30" x 48", standard legs, 22"-30" height.	522.00	2	61.2	2.20	Call
	483060	30" x 60", standard legs, 22"-30" height.	635.00	2	71.3	2.69	Call
	483072	30" x 72", standard legs, 22"-30" height.	710.00	2	85.0	3.09	Call
	483636	36" x 36", standard legs, 22"-30" height.	504.00	2	55.6	2.07	Call
	483660	36" x 60", standard legs, 22"-30" height.	654.00	2	84.9	3.08	Call
	483672	36" x 72", standard legs, 22"-30" height.	729.00	2	98.3	3.56	Call
	4836R	36" round, standard legs, 22"-30" height.	504.00	2	45.4	2.01	Call
	4842R	42" round, standard legs, 22"-30" height.	625.00	2	59.0	2.49	Call
	484848	48" x 48", standard legs, 22"-30" height.	767.00	2	92.6	5.63	Call
	4848R	48" round, standard legs, 22"-30" height.	767.00	2	70.8	3.03	Call
	4860R	60" round, standard legs, 22"-30" height.	1015.00	2	104.6	4.64	Call
	48CLO48	48" clover, standard legs, 22"-30" height.	785.00	2	59.4	2.45	Call
	48COOP72	36" x 72" cooperative, standard legs, 22"-30" height.	1262.00	2	79.1	4.43	Call
	48FLOW60	60" flower, standard legs, 22"-30" height.	1495.00	2	91.5	4.62	Call
	48HORSE60	60" x 66" horseshoe, standard legs, 22"-30" height.	1424.00	2	116.4	4.99	Call
	48HORSE60DC	60" deep-center, standard legs, 22"-30" height.	1424.00	3	120.0	4.99	Call

4000 Series continued on page 67.



Products on this page are GREENGUARD® certified.

Virco®



# TABLES

SOLD IN FULL CARTONS ONLY

Model No.	Description	Unit Price F.O.B. Warehouse	No. of Ctns. Per Unit	Unit Weight	Unit Cube	Fed Ex.	Freight Class
-----------	-------------	-----------------------------------	-----------------------------	----------------	--------------	------------	------------------

## 4000 SERIES - Activity Tables continued



48KID72	48" x 72" kidney, standard legs, 22"-30" height.	1262.00	2	112.9	5.62		Call
48TRAP48	24" x 48" trapezoid, standard legs, 22"-30" height.	462.00	2	50.8	1.27		Call
48TRAP60	30" x 60" trapezoid, standard legs, 22"-30" height.	732.00	2	53.3	2.67		Call
48TRAP84	42" x 84" trapezoid, standard legs, 22"-30" height.	1140.00	2	99.8	5.17		Call
48BU5060	50" x 60" Bubble, standard legs, 22"-30" height.	1015.00	2	90.3	5.43		Call
48HUB48	48" Hub, standard legs, 22"-30" height.	785.00	3	71.9	4.31		Call
48HUB60	60" Hub, standard legs, 22"-30" height.	1015.00	3	99.2	5.22		Call
48LF3060	30" x 60" Leaf, standard legs, 22"-30" height.	729.00	2	65.3	2.72		Call
48NEST48	48" Nest, standard legs, 22"-30" height.	538.00	2	45.3	2.40		Call
48NEST54	54" Nest, standard legs, 22"-30" height.	613.00	2	54.1	2.72		Call
48NEST60	60" Nest, standard legs, 22"-30" height.	687.00	2	61.8	3.16		Call
48PIN60	60" Pinwheel, standard legs, 22"-30" height.	1015.00	3	96.5	5.22		Call
48POOL	44" x 65" Pool, standard legs, 22"-30" height.	1451.00	2	79.3	4.16		Call
48SL3048	30" x 48" Slide, standard legs, 22"-30" height.	616.00	2	64.5	3.16		Call
48SL3054	30" x 54" Slide, standard legs, 22"-30" height.	674.00	2	70.7	3.16		Call
48SL3060	30" x 60" Slide, standard legs, 22"-30" height.	729.00	2	76.2	3.16		Call
48SL3648	36" x 48" Slide, standard legs, 22"-30" height.	751.00	2	76.0	3.19		Call
48SL3654	36" x 54" Slide, standard legs, 22"-30" height.	919.00	2	83.6	3.49		Call
48SL3660	36" x 60" Slide, standard legs, 22"-30" height.	927.00	2	90.7	3.80		Call
48SPK48	48" Spoke, standard legs, 22"-30" height.	785.00	3	64.8	4.31		Call
48SPK60	60" Spoke, standard legs, 22"-30" height.	966.00	3	89.7	5.22		Call
48SWV54	54" Swerve, standard legs, 22"-30" height.	1015.00	2	94.8	3.87		Call

**Optional Configurations** - Available with an 8-week lead time unless stated otherwise.

All-Chrome Legs - Add "CHRM" to model no. (e.g., 482436CHRM).	+ 40.00	
Short Legs - Add "LO" to model no. (e.g., 482436LO).	+ 10.00	
All-Chrome Short Legs - Add "LOCHRM" to model no. (e.g., 482436LOCHRM).	+ 50.00	
Non-Adjustable All-Chrome Legs - Add "N" to model no. (e.g., 482436N).	+ 40.00	
Wheelchair Legs - Add "W" to model no. (e.g., 482436W).	+ 40.00	
Sure Edge Finish - Add "AE" to model no. (e.g., 48436AE).	Add 15% to the base model no. See How to Order for more info.	
Dry Erase Laminate - Add "DE" to model no. (e.g., 482436DE).	Add 15% to the base model no. See How to Order for more info.	

4000 Series continued on page 68.



Products on this page are GREENGUARD® certified.

# TABLES

SOLD IN FULL CARTONS ONLY

Model No.	Description	Unit Price F.O.B. Warehouse	No. of Ctns. Per Unit	Unit Weight	Unit Cube	Fed Ex.	Freight Class
-----------	-------------	-----------------------------------	-----------------------------	----------------	--------------	------------	------------------

## 4000 SERIES - Activity Tables continued

### Optional Accessories

48FLRLEG	Adjustable Floor Table Leg Kit. The legs enable a table top height from 14 $\frac{1}{4}$ " - 22 $\frac{1}{4}$ " and can be attached to a variety of 4000 Series table top shapes and sizes. Lower legs are fully chromed and equipped with 1 $\frac{1}{4}$ " diameter, inside holding nylon-based swivel glides. These legs are intended as a lower leg substitution for Virco 4000 Series Adjustable-height Tables and are intended for use only with Virco's 4000 Series Activity Tables. Models 48HORSE60DC, 48HUB48, 48HUB60, 48SPK48, 48SPK60 and 48PIN60, have five or six legs and will require two 48FLRLEG kits to be purchased.	128.00	1	2.6	0.14	*	65
UBOOK	Plastic book box, 15 $\frac{1}{2}$ "W x 4 $\frac{1}{2}$ "H x 13 $\frac{1}{8}$ "D. Black.	30.00	12	1.9	0.16		100
UGANG	Connecting tie plate kit (includes 2 plates) 2" x .0747" x 6". Char Black.	35.00	1	0.8	0.07		100
UTOTE	Tote Tray: 12"W x 4"H x 16"D Runners: 1 $\frac{1}{2}$ "W x $\frac{3}{4}$ "D x 13 $\frac{1}{2}$ "L. (This option is not available on all tables. Contact your sales representative for availability)	30.00	2	1.1	0.46		Call
UGRMT27	Grommet kit including two 2 $\frac{3}{4}$ " grommet covers with matching sleeves. Black. Table drilling and grommet installation to be done by customer.	54.00	1	0.1	0.06		100

### HOW TO ORDER:

- Top, banding and frame finish colors are listed on pages xi-xii.
- To order, specify the model number, top, banding and frame finish color codes (e.g., 482436-OAK084BLK01-BLK01).
- Glide Options: Felt-Base Glides - Add "FG" to model no. (e.g. 482436FG); Steel-Base Glides - Add "SG" to model no. (e.g. 482436SG).
- Dry Erase and Sure Edge Finish Options: Add 15% to the base model no. (Example: If the base model 482436 list price is \$365.00, then the price will be \$420.00 (rounded to the nearest dollar).

## 5000 SERIES - Activity Tables

Tubular steel thick profile legs. Models 50367230, 5060R30, 50HORS6030, 50HORS60DC30 and 50KID7230 come standard with tubular steel thick gusset legs. Models are available with an 1 $\frac{1}{8}$ " thick particleboard-core high-pressure laminate work surface with 1 $\frac{1}{8}$ " profile T-mold edge banding. Upper legs have a powder coat finish with chrome lower legs.

### Optional Configurations include:

- 19" to 27" adjustable legs with ABS plastic glides. (ADJLO)
- 21" to 29" adjustable legs with locking casters. (ADJCLO)
- 24" to 32" adjustable legs with ABS plastic glides. (ADJ)
- 26" to 34" adjustable legs with locking casters. (ADJC)
- 30" fixed-height legs with locking casters. (C)
- 30" to 39" adjustable legs with ABS plastic glides. (ADJSU)
- 30" to 39" adjustable legs with locking casters. (ADJCSU)
- Work surfaces that have an optional urethane-based Sure Edge® finish.
- Work surfaces that have an optional Dry Erase laminate.

Optional Accessories: (1) For a high-impact plastic book box, specify model UBOOK; (2) For a high-impact plastic tote tray kit, specify model UTOTE; (3) For a tie plate kit, specify model UGANG; (4) For a Grommet kit which includes two 2 $\frac{3}{4}$ " grommet covers with matching sleeves, specify UGRMT27.

50243630	24" x 36", 30" height.	732.00	2	57.6	4.37		Call
50244830	24" x 48", 30" height.	775.00	2	63.8	4.68		Call
50246030	24" x 60", 30" height.	903.00	2	75.2	5.43		Call
50247230	24" x 72", 30" height.	989.00	2	83.9	5.83		Call
50303630	30" x 36", 30" height.	751.00	2	59.0	4.55		Call
50304830	30" x 48", 30" height.	796.00	2	73.2	4.97		Call
50306030	30" x 60", 30" height.	924.00	2	83.2	5.46		Call
50307230	30" x 72", 30" height.	1010.00	2	96.9	5.86		Call
50363630	36" x 36", 30" height.	775.00	2	67.6	4.85		Call
50366030	36" x 60", 30" height.	945.00	2	96.9	5.88		Call
50367230	36" x 72", 30" height. Comes standard with thick gusset legs.	1030.00	2	124.4	6.33		Call
50484830	48" x 48", 30" height.	1073.00	2	104.6	8.41		Call
5036R30	36" round, 30" height.	775.00	2	57.4	4.78		Call

5000 Series continued on page 69.



Products on this page are GREENGUARD® certified.



























Virco®

# TABLES

SOLD IN FULL CARTONS ONLY

Model No.	Description	Unit Price F.O.B. Warehouse	No. of Ctns. Per Unit	Unit Weight	Unit Cube	Fed. Ex.	Freight Class
-----------	-------------	-----------------------------------	-----------------------------	----------------	--------------	-------------	------------------

## 5000 SERIES - Activity Tables continued

	5042R30	42" round, 30" height.	913.00	2	71.0	5.27	Call
	5048R30	48" round, 30" height.	1073.00	2	82.8	5.80	Call
	5060R30	60" round, 30" height. Comes standard with thick gusset legs.	1356.00	2	132.6	7.18	Call
	50BU506030	50" x 60" bubble, 30" height.	1356.00	2	102.3	8.11	Call
	50CLO4830	48" clover, 30" height.	1092.00	2	71.4	5.22	Call
	50COOP7230	36" x 72" cooperative, 30" height.	1636.00	2	91.1	7.20	Call
	50FLOW6030	60" flower, 30" height.	1897.00	2	103.4	7.39	Call
	50HORS6030	60" x 66" horseshoe, 30" height. Comes standard with thick gusset legs.	1817.00	2	128.5	7.77	Call
	50HORS60DC30	60" deep-center horseshoe, 30" height. Comes standard with thick gusset legs.	1817.00	3	140.4	11.16	Call
	50HUB4830	48" hub, 30" height.	1092.00	3	91.4	9.66	Call
	50HUB6030	60" hub, 30" height.	1356.00	3	118.7	10.57	Call
	50KID7230	48" x 72" kidney, 30" height. Comes standard with thick gusset legs.	1636.00	2	134.3	8.39	Call
	50LF306030	30" x 60" leaf, 30" height.	1030.00	2	77.3	5.40	Call
	50NEST4830	48" nest, 30" height.	813.00	2	55.1	5.08	Call
	50NEST5430	54" nest, 30" height.	899.00	2	63.8	5.40	Call
	50NEST6030	60" nest, 30" height.	984.00	2	71.6	5.83	Call
	50PIN6030	60" pinwheel, 30" height.	1356.00	3	113.8	10.57	Call
	50POOL30	44" x 65" pool, 30" height.	1792.00	2	91.3	6.94	Call
	50SL304830	30" x 48" slide, 30" height.	903.00	2	76.5	5.83	Call
	50SL305430	30" x 54" slide, 30" height.	965.00	2	82.7	5.83	Call
	50SL306030	30" x 60" slide, 30" height.	1030.00	2	88.2	5.83	Call
	50SL364830	36" x 48" slide, 30" height.	1055.00	2	87.9	5.86	Call
	50SL365430	36" x 54" slide, 30" height.	1273.00	2	95.6	6.17	Call
	50SL366030	36" x 60" slide, 30" height.	1282.00	2	102.6	6.47	Call
	50SPK4830	48" spoke, 30" height.	1092.00	3	84.3	9.66	Call
	50SPK6030	60" spoke, 30" height.	1369.00	3	109.2	10.57	Call
	50SWV5430	54" swerve, 30" height.	1356.00	2	106.7	6.55	Call
	50TRAP4830	24" x 48" trapezoid, 30" height.	729.00	2	62.8	4.05	Call
	50TRAP6030	30" x 60" trapezoid, 30" height.	1033.00	2	65.3	5.44	Call
	50TRAP8430	42" x 84" trapezoid, 30" height.	945.00	2	111.8	7.94	Call

5000 Series continued on page 70.



Products on this page are GREENGUARD® certified.

# TABLES

SOLD IN FULL CARTONS ONLY

Model No.	Description	Unit Price F.O.B. Warehouse	No. of Ctns. Per Unit	Unit Weight	Unit Cube	Fed Ex.	Freight Class
-----------	-------------	-----------------------------------	-----------------------------	----------------	--------------	------------	------------------

## 5000 SERIES - Activity Tables continued

**Optional Configurations** - Available with an 8-week lead time unless stated otherwise.

19"-27" adjustable legs with ABS plastic glide - Remove "30" and add "ADJLO" to model no. (e.g., 502436ADJLO). (Not available on models 5060R30, 50HORS6030, 50HORS60DC30, 50KID7230 and 50367230.)	+ 40.00	
20"-29" thick gusset adjustable legs - Remove "30" and add "ADJ" to model no. (e.g., 5060RADJ). (Only available on models 5060R30, 50HORS6030, 50HORS60DC30, 50KID7230 and 50367230.)	+ 30.00	
21"-29" adjustable legs with locking casters - Remove "30" and add "ADJCLO" to model no. (e.g., 502436ADJCLO). (Not available on models 50NEST4830, 50NEST5430, 50NEST6030, 5060R30, 50HORS6030, 50HORS60DC30, 50KID7230 and 50367230.)	+ 90.00	
24"-32" adjustable legs with ABS plastic glide - Remove "30" and add "ADJ" to model no. (e.g., 502436ADJ).	+ 30.00	
26"-34" adjustable legs with locking casters - Remove "30" and add "ADJC" to model no. (e.g., 502436ADJC). (Not available on models 50NEST4830, 50NEST5430 and 50NEST6030.)	+ 80.00	
30" fixed-height legs with locking casters - Add "C" to model no. (e.g., 50243630C). (Not available on models 50NEST48, 50NEST5430, 50NEST6030, 5060R30, 50HORS6030, 50HORS60DC30, 50KID7230 and 50367230.)	+ 50.00	
30"-39" adjustable legs with ABS plastic glide - Remove "30" and add "ADJSU" to model no. (e.g., 502436ADJSU). (Not available on model 50POOL30.)	+ 70.00	
30"-39" adjustable legs with locking casters - Remove "30" and add "ADJCSU" to model no. (e.g., 502436ADJCSU). (Not available on models 50NEST4830, 50NEST5430, 50NEST6030 and 50POOL30.)	+ 120.00	
Sure Edge Finish - Add "AE" to model no. (e.g., 502436AE30).	Add 15% to the base model no. See How to Order for more info.	
Dry Erase Laminate - Add "DE" to model no. (e.g., 502436DE30).	Add 15% to the base model no. See How to Order for more info.	

### Optional Accessories

UBOOK	Plastic book box, 15½"W x 4½"H x 13⅞"D. Black.	30.00	12	1.9	0.16		100
UGANG	Connecting tie plate kit (includes 2 plates) 2" x .0747" x 6". Char Black.	35.00	1	0.8	0.07		100
UTOTE	Tote Tray: 12"W x 4"H x 16"D Runners: 1½"W x ¾"D x 13½"L.	30.00	2	1.1	0.46		Call
UGRMT27	Grommet kit including two 2¾" grommet covers with matching sleeves. Black. Table drilling and grommet installation to be done by customer.	54.00	1	0.1	0.06		100

### HOW TO ORDER:

- Top, banding and frame finish colors are listed on pages xi-xii.
- To order, specify the model number, top, banding and frame finish color codes (e.g., 50243630-OAK084BLK01-BLK01).
- Dry Erase and Sure Edge Finish Options: Add 15% to the base model no. (Example: If the base model 50243630 list price is \$365.00, then the price will be \$420.00 (rounded to the nearest dollar).

## 5700 SERIES - Activity Tables

Tubular steel fixed-height legs. Models are available with an 1½" thick particleboard-core high-pressure laminate work surface with 1½" profile T-mold edge banding. Non-adjustable legs have a 30" top height. Each leg shall be equipped with a 1¼" diameter, inside-holding nylon-base swivel glides. Wire management can be achieved by routing wires through the work surface grommet and down the inside of the leg. Wires can enter and exit through the leg opening at the top of the leg for access under the work surface, and/or wires can run down the leg and exit through leg opening at the bottom of the leg. Non-adjustable legs have a powder coat finish. Adjustable-height legs have a powder coat finish upper with chrome lower legs.

Optional Configurations include:

- 24" to 32" adjustable legs. (ADJ)
- Work surfaces that have an optional urethane-based Sure Edge® finish.
- Work surfaces that have an optional Dry Erase laminate.
- Optional Power Management: Includes one two-port USB/1 Power Outlet (P1). Power management node comes standard in Black.

57246030	24"W x 60"L x 30"H.	756.00	2	80.4	10.53		Call
57247230	24"W x 72"L x 30"H.	820.00	2	89.2	11.86		Call
57306030	30"W x 60"L x 30"H.	774.00	2	88.6	11.80		Call
57307230	30"W x 72"L x 30"H.	836.00	2	102.4	13.36		Call

**Optional Configurations** - Available with an 8-week lead time unless stated otherwise.

24"-32" adjustable - Remove "30" and add "ADJ" to model no. (e.g., 572460ADJ).	+ 30.00	
One two-port USB/1 Power Outlet - Add "P1" to model no. (e.g., 57246030P1).	+ 27.00	
Sure Edge Finish - Add "AE" to model no. (e.g., 572460AE).	Add 15% to the base model no. See How to Order for more info.	
Dry Erase Laminate - Add "DE" to model no. (e.g., 572460DE).	Add 15% to the base model no. See How to Order for more info.	

5700 Series continued on page 71.



Products on this page are GREENGUARD® certified.

Virco®

# TABLES

SOLD IN FULL CARTONS ONLY

Model No.	Description	Unit Price F.O.B. Warehouse	No. of Ctns. Per Unit	Unit Weight	Unit Cube	Fed Ex.	Freight Class
-----------	-------------	-----------------------------------	-----------------------------	----------------	--------------	------------	------------------

## 5700 SERIES - Activity Tables continued

### Optional Accessories

TKBMT19	Keyboard mouse tray. 15"D x 19 1/4"W. Available for use on model 57306030 only. Black.	463.00	1	8.1	0.57	*	100
TKBMT27	Keyboard mouse tray. 15"D x 27 1/4"W. Available for use on model 57307230 only. Black.	562.00	1	11.8	0.73	*	100
TKBMT27	Keyboard mouse tray, curved. 12" x 27". Available for use on model 57307230 only. Black.	579.00	1	10.2	0.73	*	100

### HOW TO ORDER:

- Top, banding and frame finish colors are listed on pages xi-xii.
- To order, specify the model number, top, banding and frame finish color codes (e.g., 57246030-OAK084BLK01-BLK01).
- Dry Erase and Sure Edge Finish Options: Add 15% to the base model no. (Example: If the base model 572460 list price is \$365.00, then the price will be \$420.00 (rounded to the nearest dollar).

## 6000 SERIES FOLDING TABLES

Tubular steel legs. Models are available with a 3/4" particleboard-core top with a fused-on melamine surface and 3/4" profile T-mold edge banding. The folding mechanism includes a gravity-fed safety lock. Because the safety lock is permanently attached, a formed tab on the lock arm permits the hinge to fold in only one direction. Spring clips are formed from tempered steel to accept the cross brace of the leg unit. Each spring clip is housed in an injection-molded polyethylene shell to help protect hands from sharp edges. Each table has two spring clips. Patented steel aprons consist of four machine formed steel segments with no exposed sharp edges. The outer edge is rolled to form a strong and smooth flange. Apron ends are inserted into patented corner supports formed of injection-molded polyethylene which completely enclose the ends of the steel aprons. A high-impact stacking bumper attaches to the outer edge of the corner support to facilitate stacking. Optional configurations include a high-pressure laminate. Metal surfaces are available with a powder coat finish.

601860	18"W x 60"L x 29"H.	576.00	1	37.8	2.45		70
601872	18"W x 72"L x 29"H.	599.00	1	43.7	2.70		70
601896	18"W x 96"L x 29"H.	659.00	1	53.5	3.87		70
602448	24"W x 48"L x 29"H.	576.00	1	42.5	1.75		70
602460	24"W x 60"L x 29"H.	599.00	1	49.8	2.19		70
602472	24"W x 72"L x 29"H.	626.00	1	56.6	2.63		70
602496	24"W x 96"L x 29"H.	681.00	1	74.2	3.50		70
603060	30"W x 60"L x 29"H.	648.00	1	59.8	3.96		70
603072	30"W x 72"L x 29"H.	675.00	1	69.0	4.74		70
603096	30"W x 96"L x 29"H.	734.00	1	88.2	6.28		70
603672	36"W x 72"L x 29"H.	764.00	1	86.0	5.56		70
603696	36"W x 96"L x 29"H.	823.00	1	101.0	7.39		70
6060R	60" round x 29"H.	1157.00	1	90.0	8.00		70

**Optional Configurations** - Available with an 8-week lead time unless stated otherwise.

High-Pressure Laminate - Add "HP" to model no. (e.g., 601860HP).

Add 15% to the base model no. See How to Order for more info.

### HOW TO ORDER:

- Standard laminated thermofused melamine surfaces are Fusion Maple (MPL385), Grey Nebula (GRY091), Medium Oak (OAK084) and Walnut (WAL078).
- High-Pressure Laminate Option: Add 15% to the base model no. (Example: If the base model 601860 list price is \$365.00, then the price will be \$420.00 (rounded to the nearest dollar).
- To order, specify the model number, top, banding and frame finish color codes (e.g., 601872-GRY091BLK01-BLK01)

Standard Laminate Top/Edge Banding/Frame Finish Colors:

Fusion Maple/Char Black/Char Black-MPL385BLK01-BLK01

Grey Nebula/Char Black/Char Black-GRY091BLK01-BLK01

Medium Oak/Char Black/Char Black-OAK084BLK01-BLK01

Walnut/Char Black/Char Black-WAL078BLK01-BLK01



Products on this page are GREENGUARD® certified.



# TABLES

SOLD IN FULL CARTONS ONLY

Model No.	Description	Unit Price F.O.B. Warehouse	No. of Ctns. Per Unit	Unit Weight	Unit Cube	Fed Ex.	Freight Class
-----------	-------------	-----------------------------------	-----------------------------	----------------	--------------	------------	------------------

## CORE-A-GATOR® SERIES FOLDING TABLES

Tubular steel legs. Lightweight folding table with a patented design featuring an ABS plastic top with an innovative three-piece construction. Extruded aluminum U-channels along each edge for added strength. Corners reinforced with four high-impact molded ABS corner protectors. Tables have edge molding around the complete perimeter of the top to serve as an edge protector. Tables have apron bumpers at each corner to protect the top surface during storage. Dual link folding mechanism consists of four steel links that form the folding mechanism. Two links are riveted to the leg assembly and the other two to a mounting bracket on the underside of the table. The two pairs of links provide lateral support when the table is in use and also allow the legs to fold into a closed position. The folding mechanism has an automatic positive locking rod that engages the two pairs of links. The locking mechanism automatically engages when the table is upright. The legs have fitted plastic glides. Metal surfaces are available with a powder coat finish.



611872	18"W x 72"L x 29"H.	1756.00	1	37.0	2.71		70
611896	18"W x 96"L x 29"H.	1871.00	1	43.0	3.64		70
612472	24"W x 72"L x 29"H.	1871.00	1	43.0	3.65		70
612496	24"W x 96"L x 29"H.	1998.00	1	52.0	4.40		70
613060	30"W x 60"L x 29"H.	1871.00	1	43.0	2.64		70
613072	30"W x 72"L x 29"H.	1923.00	1	49.0	4.51		70
613096	30"W x 96"L x 29"H.	2050.00	1	59.0	5.96		70
613672	36"W x 72"L x 29"H.	2050.00	1	55.0	5.40		70
613696	36"W x 96"L x 29"H.	2232.00	1	69.0	7.17		70
6160R	60" round x 29"H.	2539.00	1	61.0	7.79		70
6166R	66" round x 29"H.	2792.00	1	70.0	10.24		70
6172R	72" round x 29"H.	2987.00	1	75.0	12.17		70
6160HR	60" half-round x 21"-30"H.	2443.00	1	44.0	4.60		70
6172HR	72" half-round x 21"-30"H.	2844.00	1	48.0	6.18		70

### HOW TO ORDER:

- Top, banding and frame finish color codes are listed below.
- To order, specify the model number, top, banding and frame finish color codes (e.g., 611896-GRY55GLD93-GLD93).

#### Plastic Top/Edge Banding Colors:

Greystone (Regular Stipple Top Only)/El Dorado Bronze-GRY55GLD93  
Oyster (Smooth Top Only)/El Dorado Bronze-WHT15GLD93

#### Frame Finish Color:

El Dorado Bronze-GLD93

## 62000 SERIES FOLDING TABLES

Tubular steel legs. Models are available with a 3/4" thick plywood-core high-pressure laminate top with 3/4" profile T-mold edge banding. The folding mechanism locks into position with a gravity-fed safety lock. Because the safety lock is permanently attached, a formed tab on the lock arm permits the hinge to fold in only one direction. Spring clips are formed from tempered steel to accept the cross brace of the leg unit. Each spring clip is housed in an injection-molded polyethylene shell to help protect hands from sharp edges. Each table has two spring clips.

Patented steel aprons consists of four machine formed steel segments with no exposed sharp edges. The outer edge is rolled to form a strong and smooth flange. Apron ends are inserted into patented corner supports formed of injection-molded polyethylene which completely enclose the ends of the steel aprons. A high-impact stacking bumper attaches to the outer edge of the corner support to facilitate stacking. Metal surfaces are available with a powder coat finish.



621872	18"W x 72"L x 29"H.	887.00	1	40.5	2.28		70
621896	18"W x 96"L x 29"H.	953.00	1	43.7	2.51		Call
623072	30"W x 72"L x 29"H.	978.00	1	59.4	4.79		70
623096	30"W x 96"L x 29"H.	1045.00	1	79.0	6.33		70
623672	36"W x 72"L x 29"H.	1068.00	1	43.7	2.51		Call
623696	36"W x 96"L x 29"H.	1134.00	1	43.7	2.51		Call
6260R	60" round x 29"H.	1495.00	1	85.0	8.00		70

### HOW TO ORDER:

- Top, banding and frame finish color codes are pages xi-xii.
- To order, specify the model number, top, and frame finish color codes (e.g., 623072-WAL078BLK01-BLK01).



# TABLES

SOLD IN FULL CARTONS ONLY

Model No.	Description	Unit Price F.O.B. Warehouse	No. of Ctns. Per Unit	Unit Weight	Unit Cube	Fed Ex.	Freight Class
-----------	-------------	-----------------------------------	-----------------------------	----------------	--------------	------------	------------------

## 6800 SERIES - Multi-Purpose Tables

Steel support apron and tubular steel legs. Models are available with an 1½" thick particleboard-core high-pressure laminate work surface with 1½" profile T-mold edge banding. Four adjustable nylon glides. Metal surfaces are available chromed or with a powder coat finish.

Optional configurations include the following:

- Adjustable Legs: 24" to 34" adjustable top height. Metal surfaces are available with a powder coat finish. Lower legs are chromed.
- Adjustable Legs with Casters: 24" to 34" adjustable top height. Metal surfaces are available with a powder coat finish. Lower legs are chromed.



681872	18"D x 72"W x 30"H.	862.00	2	72.4	4.25		Call
682060	20"D x 60"W x 30"H.	872.00	2	67.3	3.95		Call
682454	24"D x 54"W x 30"H.	965.00	2	69.0	4.13		
682460	24"D x 60"W x 30"H.	974.00	2	76.6	4.61		Call
683060	30"D x 60"W x 30"H.	975.00	2	88.5	5.62		Call
683072	30"D x 72"W x 30"H.	1166.00	2	102.4	6.64		Call
683672	36"D x 72"W x 30"H.	1348.00	2	117.4	7.84		Call
684260	42"D x 60"W x 30"H.	1533.00	2	116.5	7.63		
6848R	48" round x 30"H.	1348.00	2	81.2	6.97		Call
6860R	60" round x 30"H.	1400.00	2	126.8	10.86		Call

**Optional Configurations** - Available with an 8-week lead time unless stated otherwise.

Adjustable Legs - Add "ADJ" to model no. (e.g., 681872ADJ).

+ 30.00

Adjustable Legs with Casters- Add "ADJC" to model no. (e.g., 681872ADJC).

+ 80.00

### HOW TO ORDER:

- Top, banding and frame finish colors are listed on pages xi-xii.
- To order, specify the model number, top, banding and frame finish color (e.g., 682060-GRY091BLK01-BLK01).

## 7900 SERIES TABLES

Tubular steel frame. Models are available with a ¾" plywood-core high-pressure laminate work surface with beveled and lacquer-sealed edges. Tables 60" and longer, have corner supports formed of injection molded polyethylene that completely encloses the ends of the steel aprons. The corner supports fit over the steel aprons. Legs adjust table height 22" to 30" in one-inch increments. Adjustable steel-base glides. The upper legs are available with a powder coat finish. The lower legs are chromed.



792448	24"W x 48"L x 22"-30"H.	1075.00	2	38.8	7.02		150
793060	30"W x 60"L x 22"-30"H.	1402.00	2	60.2	10.39		125
793072	30"W x 72"L x 22"-30"H.	1626.00	1	71.8	28.71		250
793672	36"W x 72"L x 22"-30"H.	1802.00	1	86.0	35.77		250

### HOW TO ORDER:

- Top and frame finish colors are listed on pages xi-xii.
- To order, specify the model number, top, and frame finish color codes (e.g., 792448-GRY091BLK01-BLK01).

## ART TABLES



ART4260	Art table, 60"W x 42"D x 30"H, 1¼" plastic laminate top, solid maple frame.	5124.00	1	118.3	6.62		85
ART4260ADJ	Art table, adjustable, 60"W x 42"D x 27-39"H, 1¼" plastic laminate top, powder-coated legs with adjustable glides. Silver Mist legs; Grey Glace laminate top and banding.	9494.00	1	150.0	12.00		70
ART243636	Art table, drafting or graphic, 24"D x 36"L x 36"H, split laminate top, wood frame. Natural wood finish.	5705.00	1	80.0	6.42		150

### HOW TO ORDER:

- To order, specify the model number ART243636 (e.g., ART243636).

# TABLES

SOLD IN FULL CARTONS ONLY

Model No.	Description	Unit Price F.O.B. Warehouse	No. of Ctns. Per Unit	Unit Weight	Unit Cube	Fed Ex.	Freight Class
-----------	-------------	-----------------------------------	-----------------------------	----------------	--------------	------------	------------------

## BUTCHER BLOCK SERIES TABLES

Tubular steel thick profile legs. Models are available with an 1 3/4" thick constructed of edge-grain maple butcher block with a Varnique finish. Adjustable height tables upper legs have a powder coat finish with chrome lower legs. Fixed height tables have a powder coat finish.

### Leg Options:

Fixed Height with Glides: 30%"H (30)

Adjustable Height with Glides: 20%"-29%"H (ADJ)

Adjustable Height with Casters: 21 1/4"-30 1/4"H (ADJC)

Stand-Up Adjustable Height with Glides: 30%"-39%"H (ADJSU)

Stand-Up Adjustable Height with Casters: 31 1/4"-40 1/4"H (ADJCSU)



BB306030	30"W x 60"L x 30%"H with glides.	3165.00	2	131.2	8.10		Call
----------	----------------------------------	---------	---	-------	------	--	------



BB3060ADJ	30"W x 60"L x 20%"-29%"H with glides.	3340.00	2	131.2	8.10		Call
-----------	---------------------------------------	---------	---	-------	------	--	------



BB3060ADJC	30"W x 60"L x 21 1/4"-30 1/4"H with casters.	3465.00	2	131.9	8.10		Call
------------	--	---------	---	-------	------	--	------



BB3060ADJSU	30"W x 60"L x 30%"-39%"H with glides.	3370.00	2	135.7	8.10		Call
-------------	---------------------------------------	---------	---	-------	------	--	------



BB3060ADJCSU	30"W x 60"L x 31 1/4"-40 1/4"H with casters.	3495.00	2	136.6	8.10		Call
--------------	--	---------	---	-------	------	--	------



BB307230	30"W x 72"L x 30%"H with glides.	3567.00	2	148.3	9.01		Call
----------	----------------------------------	---------	---	-------	------	--	------



BB3072ADJ	30"W x 72"L x 20%"-29%"H with glides.	3742.00	2	148.4	9.01		Call
-----------	---------------------------------------	---------	---	-------	------	--	------



BB3072ADJC	30"W x 72"L x 21 1/4"-30 1/4"H with casters.	3867.00	2	149.1	9.01		Call
------------	--	---------	---	-------	------	--	------



BB3072ADJSU	30"W x 72"L x 30%"-39%"H with glides.	3772.00	2	152.8	9.01		Call
-------------	---------------------------------------	---------	---	-------	------	--	------



BB3072ADJCSU	30"W x 72"L x 31 1/4"-40 1/4"H with casters.	3897.00	2	153.8	9.01		Call
--------------	--	---------	---	-------	------	--	------



BB366030	36"W x 60"L x 30%"H with glides.	3550.00	2	148.3	8.94		Call
----------	----------------------------------	---------	---	-------	------	--	------



BB3660ADJ	36"W x 60"L x 20%"-29%"H with glides.	3725.00	2	148.4	8.94		Call
-----------	---------------------------------------	---------	---	-------	------	--	------



BB3660ADJC	36"W x 60"L x 21 1/4"-30 1/4"H with casters.	3850.00	2	149.1	8.94		Call
------------	--	---------	---	-------	------	--	------



BB3660ADJSU	36"W x 60"L x 30%"-39%"H with glides.	3755.00	2	152.8	8.94		Call
-------------	---------------------------------------	---------	---	-------	------	--	------



BB3660ADJCSU	36"W x 60"L x 31 1/4"-40 1/4"H with casters.	3880.00	2	153.7	8.94		Call
--------------	--	---------	---	-------	------	--	------




BB367230	36"W x 72"L x 30%"H with glides.	4085.00	2	169.7	10.01		Call
----------	----------------------------------	---------	---	-------	-------	--	------



BB3672ADJ	36"W x 72"L x 20%"-29%"H with glides.	4260.00	2	169.7	10.01		Call
-----------	---------------------------------------	---------	---	-------	-------	--	------



BB3672ADJC	36"W x 72"L x 21 1/4"-30 1/4"H with casters.	4385.00	2	170.4	10.01		Call
------------	--	---------	---	-------	-------	--	------



BB3672ADJSU	36"W x 72"L x 30%"-39%"H with glides.	4290.00	2	174.2	10.01		Call
-------------	---------------------------------------	---------	---	-------	-------	--	------

BB3672ADJCSU	36"W x 72"L x 31 1/4"-40 1/4"H with casters.	4415.00	2	175.1	10.01		Call
--------------	--	---------	---	-------	-------	--	------

BB484830	48"W x 48"L, x 30%"H with glides.	4109.00	2	198.0	12.30		Call
----------	-----------------------------------	---------	---	-------	-------	--	------

BB4848ADJ	48"W x 48"L, x 20%"-29%"H with glides.	4284.00	2	198.1	12.30		Call
-----------	--	---------	---	-------	-------	--	------

BB4848ADJC	48"W x 48"L, x 21 1/4"-30 1/4"H with casters.	4409.00	2	198.8	12.30		Call
------------	---	---------	---	-------	-------	--	------

BB4848ADJSU	48"W x 48"L, x 30%"-39%"H with glides.	4314.00	2	202.5	12.30		Call
-------------	--	---------	---	-------	-------	--	------

BB4848ADJCSU	48"W x 48"L, x 31 1/4"-40 1/4"H with casters.	4439.00	2	203.5	12.30		Call
--------------	---	---------	---	-------	-------	--	------

BB426030	42"W x 60"L, x 30%"H with glides.	4217.00	2	193.1	11.21		Call
----------	-----------------------------------	---------	---	-------	-------	--	------

BB4260ADJ	42"W x 60"L, x 20%"-29%"H with glides.	4392.00	2	193.2	11.21		Call
-----------	--	---------	---	-------	-------	--	------

BB4260ADJC	42"W x 60"L, x 21 1/4"-30 1/4"H with casters.	4517.00	2	193.9	11.21		Call
------------	---	---------	---	-------	-------	--	------

BB4260ADJSU	42"W x 60"L, x 30%"-39%"H with glides.	4422.00	2	197.6	11.21		Call
-------------	--	---------	---	-------	-------	--	------

BB4260ADJCSU	42"W x 60"L, x 31 1/4"-40 1/4"H with casters.	4547.00	2	198.6	11.21		Call
--------------	---	---------	---	-------	-------	--	------

BB545430	54"W x 54"L, x 30%"H with glides.	5486.00	2	203.9	12.30		Call
----------	-----------------------------------	---------	---	-------	-------	--	------

BB5454ADJ	54"W x 54"L, x 20%"-29%"H with glides.	5661.00	2	203.9	12.30		Call
-----------	--	---------	---	-------	-------	--	------

BB5454ADJC	54"W x 54"L, x 21 1/4"-30 1/4"H with casters.	5786.00	2	204.6	12.30		Call
------------	---	---------	---	-------	-------	--	------

BB5454ADJSU	54"W x 54"L, x 30%"-39%"H with glides.	5691.00	2	208.4	12.30		Call
-------------	--	---------	---	-------	-------	--	------

BB5454ADJCSU	54"W x 54"L, x 31 1/4"-40 1/4"H with casters.	5816.00	2	209.3	12.30		Call
--------------	---	---------	---	-------	-------	--	------

### HOW TO ORDER:

- Natural Maple hardwood top with Silver Mist or Char Black frame finish. Chrome lower legs.
- To order, specify the model number and frame finish colors (e.g., BB306030-MPL-GRY02).



Products on this page are GREENGUARD® certified.

Virco®

# TABLES

SOLD IN FULL CARTONS ONLY

Model No.	Description	Unit Price F.O.B. Warehouse	No. of Ctns. Per Unit	Unit Weight	Unit Cube	Fed Ex.	Freight Class
-----------	-------------	-----------------------------------	-----------------------------	----------------	--------------	------------	------------------

## CAFÉ TABLE TOPS

Models are available with an 1½" thick particleboard-core high-pressure laminate work surface with 1½" profile T-mold edge banding.



U2424	24"W x 24"L.	243.00	1	19.8	0.69		70
U2430	24"W x 30"L.	306.00	1	29.3	0.85		70
U3030	30"W x 30"L.	355.00	1	30.5	1.10		70
U3042	30"W x 42"L.	443.00	1	42.3	1.50		70
U3048	30"W x 48"L.	467.00	1	47.6	1.58		70
U3636	36"W x 36"L.	448.00	1	42.2	1.54		70
U4242	42"W x 42"L.	567.00	1	53.8	1.83		70
U24R	24" round.	243.00	1	14.8	0.61		70
U30R	30" round.	355.00	1	23.0	1.02		70
U36R	36" round.	448.00	1	31.8	1.39		70
U42R	42" round.	567.00	1	45.4	1.87		70
U48R	48" round.	710.00	1	57.2	2.41		70

### HOW TO ORDER:

- Laminate and banding colors are listed on pages xi-xii.
- To order, specify the model number and the laminate and banding color codes (e.g., U3636-MPL385BRN38).

## STEEL CAFÉ TABLE BASES

3" diameter tubular steel column, x-shaped die-cast aluminum feet and 2" diameter nylon glides. Four adjustable glides which are made of nylon plastic. All metal components are available chromed.

### SERIES 664



66422	22" base spread, 27½" top height. Accepts Virco table top models U24R, U2424 and U30R.	714.00	1	18.0	2.34		70
66433	33" base spread, 27½" top height. Accepts Virco table top models U36R, U3636, U42R, U4242, U48R, C36R, C36SL, C36SQ, C42R, C42SL and C42SQ.	801.00	1	20.3	2.93		70

### HOW TO ORDER:

- Bases are available Chromed.
- To order, specify the model number and CHRM (e.g., 66433-CHRM).

## CIVITAS® SERIES FOUR-LEG CAFÉ TABLE BASES

Four curved tubular steel legs. Available in 30", 36" and 41" top heights. Each leg has an adjustable nylon-base glide. All metal components are available with a powder coat. Optional steel-base and felt-base glides. Optional configurations include a chrome base finish and twin-wheel, two-locking and two non-locking casters.



CF30	30" top height. Accepts Virco table top models C36R, C36SL, C36SQ, C42R, C42SL, C42SQ, C48R, C48SL, C48SQ, C60R, C60SL, C60SQ, U36R, U3636, U42R, U4242, U48R or U60R. Powder coat finish.	795.00	1	24.3	3.51		70
CF36	36" top height. Accepts Virco table top models C36R, C36SL, C36SQ, C42R, C42SL, C42SQ, C48R, C48SL, C48SQ, C60R, C60SL, C60SQ, U36R, U3636, U42R, U4242, or U48R. Powder coat finish.	903.00	1	27.1	4.14		70
CF41R36	41" top height. Accepts Virco table top models C36R, C36SL, C36SQ, U36R and U3636. Powder coat finish; footring is Chrome only.	1043.00	2	36.9	6.33		Call
CF41R42	41" top height. Accepts Virco table top models C42R, C42SL, C42SQ, U42R and U4242. Legs have a powder coat finish; footring is Chrome only.	1153.00	2	39.0	7.11		Call

**Optional Configurations** - Available with an 8-week lead time unless stated otherwise.

Casters - Add "C" to model no. (e.g., CF30C).	+ 50.00
Chrome Legs - Add "CHRM" to model no. (e.g., CF36CHRM).	+ 90.00

### HOW TO ORDER:

- Frame finish colors are listed on page xii.
- To order, specify the model number (e.g., CF30-GRY02).
- Glide Options: Felt-Base Glides - Add "FG" to model no. (e.g. CF30FG); Steel-Base Glides - Add "SG" to model no. (e.g. CF30SG).

# TABLES

SOLD IN FULL CARTONS ONLY

Model No.	Description	Unit Price F.O.B. Warehouse	No. of Ctns. Per Unit	Unit Weight	Unit Cube	Fed Ex.	Freight Class
-----------	-------------	-----------------------------------	-----------------------------	----------------	--------------	------------	------------------

## CIVITAS® SERIES TULIP CAFÉ TABLE BASES

Tulip-shaped tubular steel 4-leg base. Available in 30", 36" and 41" top heights. The units have four plugs which are made of butyrate plastic. The units have four injection molded end caps with inserts made of ABS plastic. Four adjustable nylon-base glides. All metal components are available with a powder coat. Optional configurations include chromed finish.

CT30	36 $\frac{1}{8}$ " base spread, 30" top height. Accepts Virco table top models C36R, C36SL, C36SQ, C42R, C42SL, C42SQ, U36R, U3636, U42R and U4242. Powder coat finish.	679.00	1	36.5	13.19		70
CT36	36 $\frac{1}{8}$ " base spread, 36" top height. Accepts Virco table top models C36R, C36SL, C36SQ, C42R, C42SL, C42SQ, U36R, U3636, U42R and U4242. Powder coat finish.	691.00	1	38.8	15.77		70
CT41	36 $\frac{1}{8}$ " base spread, 41" top height. Accepts Virco table top models C36R, C36SL, C36SQ, C42R, C42SL, C42SQ, U36R, U3636, U42R and U4242. Powder coat finish.	707.00	1	40.7	17.83		70

**Optional Configurations** - Available with an 8-week lead time unless stated otherwise.

Chrome Legs (30" height)- Add "CHRM" to model no. (e.g., CT30CHRM).	+ 288.00	
Chrome Legs (36" height)- Add "CHRM" to model no. (e.g., CT36CHRM).	+ 296.00	
Chrome Legs (41" height)- Add "CHRM" to model no. (e.g., CT41CHRM).	+ 303.00	

### HOW TO ORDER:

- Frame finish colors are listed on page xii.
- To order, specify the model number and frame finish. (e.g., CT30-GRY02).

## CIVITAS® SERIES CAFÉ TABLE TOPS

Models are available in a selection of round, square and squircle table tops. Tops have a  $\frac{3}{4}$ " plywood-core high-pressure laminate construction with beveled and lacquer-sealed edges. Tops are standard with a reverse bevel edge profile (no reveal, bevel down).

Optional configurations include the following:

- $\frac{1}{2}$ " reveal, bevel down edge profile.
- 1" reveal, bevel up edge profile.

### REVERSE BEVEL EDGE PROFILE (NO REVEAL, BEVEL DOWN)

C36R	36" round, no reveal, bevel down.	1224.00	1	23.6	2.28		70
C36SL	36" squircle, no reveal, bevel down.	1224.00	1	27.1	2.39		70
C36SQ	36" square, no reveal, bevel down.	1224.00	1	28.7	2.39		70
C42R	42" round, no reveal, bevel down.	1344.00	1	32.2	3.36		70
C42SL	42" squircle, no reveal, bevel down.	1344.00	1	35.4	2.95		70
C42SQ	42" square, no reveal, bevel down.	1344.00	1	37.9	2.95		70
C48R	48" round, no reveal, bevel down.	1530.00	1	41.8	3.91		70
C48SL	48" squircle, no reveal, bevel down.	1530.00	1	50.6	4.08		70
C48SQ	48" square, no reveal, bevel down.	1530.00	1	54.2	4.08		70
C60R	60" round, no reveal, bevel down.	1879.00	1	65.1	5.98		70
C60SL	60" squircle, no reveal, bevel down.	1879.00	1	74.9	5.78		70
C60SQ	60" square, no reveal, bevel down.	1879.00	1	81.8	5.78		70

**Optional Configurations** - Available with an 8-week lead time unless stated otherwise.

$\frac{1}{2}$ " Reveal, Bevel Down Edge Profile (36") - Add "T1" to model no. (e.g., C36RT1).	+ 28.00	
$\frac{1}{2}$ " Reveal, Bevel Down Edge Profile (42") - Add "T1" to model no. (e.g., C42RT1).	+ 36.00	
$\frac{1}{2}$ " Reveal, Bevel Down Edge Profile (48") - Add "T1" to model no. (e.g., C48SQT1).	+ 40.00	
$\frac{1}{2}$ " Reveal, Bevel Down Edge Profile (60") - Add "T1" to model no. (e.g., C60SLT1).	+ 50.00	
1" Reveal, Bevel Up Edge Profile (36") - Add "T2" to model no. (e.g., C36RT2).	+ 28.00	
1" Reveal, Bevel Up Edge Profile (42") - Add "T2" to model no. (e.g., C42RT2).	+ 36.00	
1" Reveal, Bevel Up Edge Profile (48") - Add "T2" to model no. (e.g., C48SQT2).	+ 40.00	
1" Reveal, Bevel Up Edge Profile (60") - Add "T2" to model no. (e.g., C60SLT2).	+ 50.00	

### HOW TO ORDER:

- Laminate and lacquered edge colors are listed on pages xi-xii.
- To order, specify the model number, laminate and lacquered edge colors (e.g., C36R-WOD619-RED81).



Products on this page are GREENGUARD® certified.

Virco®



# TABLES

SOLD IN FULL CARTONS ONLY

Model No.	Description	Unit Price F.O.B. Warehouse	No. of Ctns. Per Unit	Unit Weight	Unit Cube	Fed Ex.	Freight Class
-----------	-------------	-----------------------------------	-----------------------------	----------------	--------------	------------	------------------

## LUNADA® SERIES CAFÉ TABLE BASES

3" diameter tubular steel column, 3" diameter ABS glides, x-shaped die-cast aluminum feet. Comes standard with a Graphite color glide. An optional glide kit is available for use with Lunada table bases. Each kit contains four adjustable 3" diameter glides which are made of ABS plastic in the colors of Black, Sky Blue, Cucumber, Navy, Purple Iris, Red, Squash or Wine only. All metal components are available with a powder coat. Optional configurations include a chrome base finish.

### 29" TOP HEIGHT

66129	29" base spread. Accepts Virco top models U30R, U3030, U36R, U3636, C36R, C36SL, and C36SQ.	1067.00	1	24.3	2.93		70
66133	33" base spread. Accepts Virco top models U36R, U3636, U42R, C36R, C36SL, C36SQ, C42R, C42SL and C42SQ.	1207.00	1	25.6	2.93		70
66140	40" base spread. Accepts Virco top models U42R, U4242, U48R, C42R, C42SL, C42SQ, C48R, C48SL and C48SQ.	1603.00	1	33.1	3.37		70
66222	22" base spread. Accepts Virco top models U2430, U3030, U3042 and U3048.	666.00	1	17.2	2.34		70
66229	29" base spread. Accepts Virco top models U3042 and U3048.	686.00	1	20.8	2.27		70

**Optional Configurations** - Available with an 8-week lead time unless stated otherwise.

Chrome base - (29", 33", 40" base spread) Add "CHRM" to model no. (e.g., 66129CHRM).	+ 40.00	
Chrome base - (22", 29" base spread) Add "CHRM" to model no. (e.g., 66222CHRM).	+ 40.00	

### 36" TOP HEIGHT

6613336	33" base spread. Accepts Virco top models C36R, C36SL, C36SQ, C42R, U36R, U3636 and U42R.	1207.00	1	27.7	3.37		70
6614036	40" base spread. Accepts Virco top models C42R, C42SL, C42SQ, C48R, U42R, U4242 and U48R.	1472.00	1	34.2	3.37		70

**Optional Configurations** - Available with an 8-week lead time unless stated otherwise.

Chrome base - (33", 40" base spread) Add "CHRM" to model no. (e.g., 6613336CHRM).	+ 40.00	
---	---------	--

### 41" TOP HEIGHT

6613341	33" base spread. Accepts Virco top models C36R, C36SL, C36SQ, C42R, U36R, U3636 and U42R.	1249.00	1	28.8	3.37		70
6614041	40" base spread. Accepts Virco top models C42R, C42SL, C42SQ, C48R, U42R, U4242 and U48R.	1472.00	1	35.3	3.37		70

**Optional Configurations** - Available with an 8-week lead time unless stated otherwise.

Chrome base - (33", 40" base spread) Add "CHRM" to model no. (e.g., 6613341CHRM).	+ 40.00	
---	---------	--

### Optional Accessories

Optional glide kit (4). Specify model no. 66GLD. Available in Black, Sky Blue, Cucumber, Navy, Purple Iris, Red, Squash or Wine only.	63.00	1	1.0	0.09			65
---	-------	---	-----	------	--	--	----

### HOW TO ORDER:

- Frame finish colors are listed on page xii.
- To order Model 66GLD, please specify the plastic color code listed above. (e.g., 66GLD-BLU40).
- To order, specify the model number and frame finish color (e.g., 66133-GRY02).

# TABLES

SOLD IN FULL CARTONS ONLY

Model No.	Description	Unit Price F.O.B. Warehouse	No. of Ctns. Per Unit	Unit Weight	Unit Cube	Fed Ex.	Freight Class
-----------	-------------	-----------------------------------	-----------------------------	----------------	--------------	------------	------------------

## FLIP-TOP TECHNOLOGY TABLES

Tubular steel frame. Models feature a convenient 6" deep lockable flip-top compartment for enhanced wire and cable management. Depending on its dimensions, the top has one, two or three scalloped wire management cut outs for ease of passing wires and cables into the flip-top compartment. A master-keyed lock secures the flip-top compartment. An optional backpack hanger is available, as are two optional CPU holder models.

Models are available with an 1½" thick particleboard-core high-pressure laminate work surface with 1½" profile T-mold edge banding. Adjustable top height range of 24" to 34". Four adjustable nylon glides. The upper legs are available with a powder coat finish. The lower legs are chromed.

Please note: 24" deep tables have an 18" deep work surface with a 6" deep flip-top for an overall depth of 24". 30" deep tables have a 24" deep work surface with a 6" deep flip-top for an overall depth of 30".

Optional Peg Backpack Hanger: Mounts on either side of table frame. For a peg backpack hanger, specify model BHPEG2.

Optional Backpack Hanger: Backpack hanger. For a backpack hanger, specify model TRBH.

Optional CPU Holders: Two optional CPU holder models are available for use with Flip-Top Technology tables. For a leg-mounted CPU holder, specify model FTTCPU; for a mobile caddy CPU holder, specify model CPUCADDY.



FTT2430	24"D x 30"W x 24"-34"H.	1157.00	1	55.2	3.89		70
FTT2436	24"D x 36"W x 24"-34"H.	1306.00	1	63.5	4.61		70
FTT2442	24"D x 42"W x 24"-34"H.	1329.00	1	72.5	5.33		70
FTT2448	24"D x 48"W x 24"-34"H.	1397.00	1	79.5	6.05		70
FTT2460	24"D x 60"W x 24"-34"H.	1600.00	3	99.5	5.62		Call
FTT2472	24"D x 72"W x 24"-34"H.	1789.00	4	123.3	6.33		Call
FTT2484	24"D x 84"W x 24"-34"H.	1978.00	4	138.2	6.74		Call
FTT52448	24" x 48" x 48" x 24" x 24"-34"H.	2157.00	4	144.4	10.26		Call
FTT3030	30"D x 30"W x 24"-34"H.	1270.00	1	64.3	3.89		70
FTT3036	30"D x 36"W x 24"-34"H.	1438.00	1	73.7	4.61		70
FTT3042	30"D x 42"W x 24"-34"H.	1466.00	1	82.3	5.33		70
FTT3048	30"D x 48"W x 24"-34"H.	1532.00	1	90.9	6.05		70
FTT3060	30"D x 60"W x 24"-34"H.	1757.00	3	114.4	6.29		Call
FTT3072	30"D x 72"W x 24"-34"H.	1965.00	4	140.4	7.06		Call
FTT3084	30"D x 84"W x 24"-34"H.	2176.00	4	157.5	7.52		Call
FTT53048	30" x 48" x 48" x 30" x 24"-34"H.	2294.00	3	100.9	5.30		Call

## Optional Accessories

BHPEG2	Peg backpack hanger. Mounts on either side of table frame. Allows bags to hang on inside or outside of table frame. Available in Chrome only.	150.00	1	0.8	0.09	*	70
TRBH	Backpack hanger. Available in Chrome only.	30.00	2	0.6	0.05	*	70
CPUCADDY	Mobile CPU holder. 19½"L x 10¼"W x 10½"H. A cable lock is included with each unit to secure the CPU holder to a table leg. Supports a computer that is between 3" and 8" wide.	595.00	1	20.9	1.24		100
FTTCPU	Adjustable CPU holder, 12½"L x 1½"W x 16"H. The CPU holder can be positioned on the inside or the outside of a table leg and can support a computer that is between 2½" to 8½" wide.	1178.00	2	14.4	1.07	*	100
TKBMT24	Keyboard mouse tray. 15"D x 24¾"W. Black.	635.00	1	10.8	0.68	*	100
TKBMT27	Keyboard mouse tray. 15"D x 27¼"W. Black.	562.00	1	11.8	0.73	*	100

## HOW TO ORDER:

- Top, banding and frame finish colors are listed on pages xi-xii.
- To order, specify the model number, top, banding and frame finish color codes (e.g., FTT2430-MPL385BRN38-GRY02).



# TABLES

SOLD IN FULL CARTONS ONLY

Model No.	Description	Unit Price F.O.B. Warehouse	No. of Ctns. Per Unit	Unit Weight	Unit Cube	Fed Ex.	Freight Class
-----------	-------------	-----------------------------------	-----------------------------	----------------	--------------	------------	------------------

## HWT TECHNOLOGY TABLES

Tubular steel frame. Models feature a convenient 6" deep hinged wire trough for enhanced wire and cable management. Because the wire trough has a hinged rear door, all tables have an uninterrupted work surface. Models are available with an 1½" thick particleboard-core high-pressure laminate work surface with 1½" profile T-mold edge banding. Depending on its dimensions, the work surface has one or two scalloped wire management cut outs for ease of passing wires and cables into the wire trough. Adjustable top height range of 24" to 34". Four adjustable nylon glides. The upper legs are available with a powder coat finish. The lower legs are chromed.

Optional Peg Backpack Hanger: Mounts on either side of table frame. For a peg backpack hanger, specify model BHPEG2.

Optional Backpack Hanger: Backpack hanger. For a backpack hanger, specify model TRBH.

Optional CPU Holders: Two optional CPU holder models are available for use with HWT Technology tables. For a leg-mounted CPU holder, specify model FTTCPU; for a mobile caddy CPU holder, specify model CPUCADDY.

HWT2430	24"D x 30"W x 24"-34"H.	1595.00	3	59.5	3.96		Call
HWT2436	24"D x 36"W x 24"-34"H.	1607.00	3	66.8	4.14		Call
HWT2442	24"D x 42"W x 24"-34"H.	1757.00	3	75.6	4.47		Call
HWT2448	24"D x 48"W x 24"-34"H.	1885.00	3	82.7	4.47		Call
HWT2460	24"D x 60"W x 24"-34"H.	2121.00	3	108.3	5.82		Call
HWT2472	24"D x 72"W x 24"-34"H.	2364.00	4	125.9	6.54		Call
HWT2484	24"D x 84"W x 24"-34"H.	2596.00	4	136.7	6.95		Call
HWT52448	24" x 48" x 48" x 24" x 24"-34"H.	2963.00	4	152.3	11.69		Call
HWT3030	30"D x 30"W x 24"-34"H.	1595.00	3	68.5	4.52		Call
HWT3036	30"D x 36"W x 24"-34"H.	1654.00	3	75.9	4.73		Call
HWT3042	30"D x 42"W x 24"-34"H.	1785.00	3	87.5	5.10		Call
HWT3048	30"D x 48"W x 24"-34"H.	1914.00	3	95.1	5.10		Call
HWT3060	30"D x 60"W x 24"-34"H.	2157.00	3	113.9	6.51		Call
HWT3072	30"D x 72"W x 24"-34"H.	2419.00	4	142.4	7.28		Call
HWT3084	30"D x 84"W x 24"-34"H.	2632.00	4	155.7	7.74		Call
HWT53048	30" x 48" x 48" x 30" x 24"-34"H.	2962.00	4	159.6	12.12		Call

## Optional Accessories

BHPEG2	Peg backpack hanger. Mounts on either side of table frame. Allows bags to hang on inside or outside of table frame. Available in Chrome only.	150.00	1	0.8	0.09	*	70
TRBH	Backpack hanger. Available in Chrome only.	30.00	2	0.6	0.05	*	70
CPUCADDY	Mobile CPU holder. 19½"L x 10½"W x 10½"H. A cable lock is included with each unit to secure the CPU holder to a table leg. Supports a computer that is between 3" and 8" wide.	595.00	1	20.9	1.24		100
FTTCPU	Adjustable CPU holder, 12¼"L x 1½"W x 16"H. The CPU holder can be positioned on the inside or the outside of a table leg and can support a computer that is between 2½" to 8½" wide.	1178.00	2	14.4	1.07	*	100

## HOW TO ORDER:

- Top, banding and frame finish colors are listed on pages xi-xii.
- To order, specify the model number, top, banding and frame finish color codes (e.g., HWT2430-MPL385BRN38-GRY02).

## CT SERIES - Adjustable-Height Tables with Hand-Crank Mechanism

Tubular steel frame, adjustable-height work surface controlled by a hand-crank mechanism. Models with a 30" deep or a 36" deep work surface can be assembled to provide 30" minimum width of unobstructed clearance, 19" minimum depth of unobstructed clearance, and can be adjusted to provide 27" minimum height beneath the work surface of unobstructed clearance, which complies with Federal ADA guidelines and standards. Models are available with an 1½" thick particleboard-core high-pressure laminate work surface with a 1½" T-mold edge banding. Four adjustable nylon glides. Metal surfaces are available with a Char Black or Silver Mist powder coat finish.

CT24488ADJ	24"D x 48"W x 27½"-40½"H.	3274.00	2	91.2	4.89		Call
CT24548ADJ	24"D x 54"W x 27½"-40½"H.	3378.00	2	96.0	5.17		Call
CT24608ADJ	24"D x 60"W x 27½"-40½"H.	3400.00	2	100.7	5.29		Call
CT24728ADJ	24"D x 72"W x 27½"-40½"H.	3431.00	2	110.3	5.68		Call
CT30488ADJ	30"D x 48"W x 27½"-40½"H. Can be assembled to comply with Federal ADA guidelines and standards.	3358.00	2	99.9	5.27		Call
CT30548ADJ	30"D x 54"W x 27½"-40½"H. Can be assembled to comply with Federal ADA guidelines and standards.	3464.00	2	105.9	5.51		Call
CT30608ADJ	30"D x 60"W x 27½"-40½"H. Can be assembled to comply with Federal ADA guidelines and standards.	3485.00	2	111.8	5.75		Call
CT30728ADJ	30"D x 72"W x 27½"-40½"H. Can be assembled to comply with Federal ADA guidelines and standards.	3519.00	2	123.6	6.24		Call
CT36488ADJ	36"D x 48"W x 27½"-40½"H. Can be assembled to comply with Federal ADA guidelines and standards.	3444.00	2	109.4	5.72		Call
CT36548ADJ	36"D x 54"W x 27½"-40½"H. Can be assembled to comply with Federal ADA guidelines and standards.	3547.00	2	116.9	5.93		Call
CT36608ADJ	36"D x 60"W x 27½"-40½"H. Can be assembled to comply with Federal ADA guidelines and standards.	3573.00	2	123.5	6.22		Call
CT36728ADJ	36"D x 72"W x 27½"-40½"H. Can be assembled to comply with Federal ADA guidelines and standards.	3602.00	2	137.7	6.79		Call

## HOW TO ORDER:

- Top and banding colors are listed on pages xi-xii. Frame finishes are available in Char Black or Silver Mist.
- To order, specify the model number, top, banding and frame finish color codes (e.g., CT24488ADJ-MPL385BRN38-GRY02).

# TABLES

SOLD IN FULL CARTONS ONLY

Model No.	Description	Unit Price F.O.B. Warehouse	No. of Ctns. Per Unit	Unit Weight	Unit Cube	Fed Ex.	Freight Class
-----------	-------------	-----------------------------------	-----------------------------	----------------	--------------	------------	------------------

## LIBRARY TABLES

LT3672	Laminate top, wood legs, 36"L x 72"W x 29"H.	6501.00	1	118.0	9.00		85
LT48R	Laminate top, wood legs, 48" round x 29"H.	7526.00	1	140.0	8.00		0

Color: Natural Oak finish with matching laminate.

### HOW TO ORDER:

- To order, specify the model number and OAK083 (e.g., LT48R-OAK083).

## LUNADA® SERIES - Conference & Seminar Tables

Two tubular steel leg columns, die-cast aluminum feet and 3" diameter ABS glides. Models are available with an 1½" thick particleboard-core high-pressure laminate work surface with 1½" profile T-mold edge banding. Metal surfaces are available chromed or with a powder coat finish.

Optional configurations: Selected work surfaces are equipped with two ABS plastic grommets measuring 6½" x 3". Each grommet has a hinged ABS plastic lid that, when closed, lies flat on the table's work surface. The lid's design enables wires to be passed through each end of the grommet even when the lid is closed.

LTS2260829	22"W x 60"L x 29"H.	1708.00	4	81.2	6.91		Call
LTS2272829	22"W x 72"L x 29"H.	1843.00	4	91.1	7.38		Call
LTS2284829	22"W x 84"L x 29"H.	2029.00	4	106.0	10.14		Call
LTS2296829	22"W x 96"L x 29"H.	2217.00	4	114.6	10.03		Call
LTS2460829	24"W x 60"L x 29"H.	1785.00	4	85.7	6.91		Call
LTS2472829	24"W x 72"L x 29"H.	1915.00	4	96.6	7.38		Call
LTS2484829	24"W x 84"L x 29"H.	2105.00	4	111.3	10.14		Call
LTS2496829	24"W x 96"L x 29"H.	2293.00	4	120.7	10.03		Call
LTS3048829	30"W x 48"L x 29"H.	1907.00	4	95.1	6.73		Call
LTS3054829	30"W x 54"L x 29"H.	1943.00	4	102.3	7.05		Call
LTS3060829	30"W x 60"L x 29"H.	2021.00	4	109.5	7.29		Call
LTS3072829	30"W x 72"L x 29"H.	2058.00	4	121.2	7.78		Call
LTS3084829	30"W x 84"L x 29"H.	2210.00	4	135.0	11.14		Call
LTS3096829	30"W x 96"L x 29"H.	2408.00	4	146.7	11.10		Call
LTS3654829	36"W x 54"L x 29"H.	2067.00	4	112.9	7.47		Call
LTS3660829	36"W x 60"L x 29"H.	2113.00	4	121.2	7.76		Call
LTS3672829	36"W x 72"L x 29"H.	2158.00	4	135.3	8.34		Call
LTS3684829	36"W x 84"L x 29"H.	2302.00	4	151.2	12.22		Call
LTS3696829	36"W x 96"L x 29"H.	2444.00	4	165.3	12.32		Call
LTS36728RT29	36"W x 72"L x 29"H, racetrack.	2256.00	4	126.5	7.73		Call

**Optional Configurations** - Available with an 8-week lead time unless stated otherwise.

Two Grommets - Add "GR2" to model no. (e.g., LTS3048829GR2).

+ 54.00

### HOW TO ORDER:

- Top, banding and frame finish colors are listed on pages xi-xii.
- To order, specify the model number, top, banding and frame finish color (e.g., LTS3654829-MPL385BRN38-GRY02).



Products on this page are GREENGUARD® certified.

Virco®

# TABLES

SOLD IN FULL CARTONS ONLY

Model No.	Description	Unit Price F.O.B. Warehouse	No. of Ctns. Per Unit	Unit Weight	Unit Cube	Fed Ex.	Freight Class
-----------	-------------	-----------------------------------	-----------------------------	----------------	--------------	------------	------------------

## MAKERSPACE SERIES TABLES

Four steel-tube legs, an unfinished ¾" thick plywood work surface inset into the frame and a 30" fixed-height. Four adjustable nylon-base glides.

Optional configurations include a ¾" thick plywood core surfaced with a high-pressure laminate with a clear edge finish, adjustable legs with a top height range of 25" to 33" and a stand-up height range of 33" to 41". Stand-up height models include a double-sided white melamine modesty panel down the center of the table.

Optional Accessories: Seven-outlet power strip with surge protection attached to a laminated panel. Power strip can be mounted inward or outward on Makerspace Tables.

Optional Peg Backpack Hanger: Mounts on either side of table frame. For a peg backpack hanger, specify model BHPEG1.

Optional Backpack Hanger: Backpack hanger. For a backpack hanger, specify model TRBH.

Fixed-height legs are available with a powder coat finish. Adjustable-height upper legs are available with a powder coat finish and chromed lower legs.

### UNFINISHED PLYWOOD TOP, 30" FIXED-HEIGHT

VSC203630U	36"W x 20"D x 30"H.	1192.00	5	47.6	3.19		Call
VSC204830U	48"W x 20"D x 30"H.	1270.00	5	56.4	4.08		Call
VSC206030U	60"W x 20"D x 30"H.	1325.00	5	65.5	4.05		Call
VSC243630U	36"W x 24"D x 30"H.	1248.00	5	58.7	4.01		Call
VSC244830U	48"W x 24"D x 30"H.	1325.00	5	62.1	4.06		Call
VSC246030U	60"W x 24"D x 30"H.	1380.00	5	71.4	4.35		Call
VSC247230U	72"W x 24"D x 30"H.	1456.00	5	80.7	4.77		Call
VSC248430U	84"W x 24"D x 30"H.	1550.00	5	86.4	6.41		Call
VSC304830U	48"W x 30"D x 30"H.	1419.00	6	69.7	4.93		Call
VSC306030U	60"W x 30"D x 30"H.	1495.00	5	80.3	5.42		Call
VSC307230U	72"W x 30"D x 30"H.	1569.00	5	90.3	5.92		Call
VSC308430U	84"W x 30"D x 30"H.	1663.00	5	99.0	9.02		Call
VSC309630U	96"W x 30"D x 30"H.	1757.00	5	108.9	9.85		Call
VSC364830U	48"W x 36"D x 30"H.	1587.00	5	77.0	5.92		Call
VSC366030U	60"W x 36"D x 30"H.	1663.00	5	95.2	6.41		Call
VSC367230U	72"W x 36"D x 30"H.	2210.00	5	99.6	6.98		Call
VSC368430U	84"W x 36"D x 30"H.	2302.00	5	111.9	10.67		Call
VSC369630U	96"W x 36"D x 30"H.	2397.00	5	122.9	11.65		Call

**Optional Configurations** - Available with an 8-week lead time unless stated otherwise.

Laminate Top - Remove "U" from model no. (e.g., VSC203630).

+ 50.00

Adjustable-height Legs (25"-33") - Remove "30" and add "ADJ" to model no. (e.g., VSC2036ADJ).

+ 30.00

### STAND-UP, UNFINISHED PLYWOOD TOP, 33"-41" ADJUSTABLE-HEIGHT

VSC2448ADJUSU	48"W x 24"D x 33"-41"H, stand-up.	1531.00	6	75.2	6.17		Call
VSC2454ADJUSU	54"W x 24"D x 33"-41"H, stand-up.	1569.00	6	80.7	6.56		Call
VSC2460ADJUSU	60"W x 24"D x 33"-41"H, stand-up.	1587.00	6	85.6	6.56		Call
VSC2472ADJUSU	72"W x 24"D x 33"-41"H, stand-up.	1663.00	6	96.0	7.00		Call
VSC3048ADJUSU	48"W x 30"D x 33"-41"H, stand-up.	1623.00	6	82.7	7.38		Call
VSC3054ADJUSU	54"W x 30"D x 33"-41"H, stand-up.	1663.00	6	89.4	7.88		Call
VSC3060ADJUSU	60"W x 30"D x 33"-41"H, stand-up.	1699.00	6	94.5	7.89		Call
VSC3072ADJUSU	72"W x 30"D x 33"-41"H, stand-up.	1774.00	6	105.6	8.41		Call

**Optional Configurations** - Available with an 8-week lead time unless stated otherwise.

Laminate Top - Remove "U" from model no. (e.g., VSC2448ADJUSU).

+ 50.00

### Optional Accessories

BHPEG1	Peg backpack hanger. Mounts on either side of table frame. Allows bags to hang on inside or outside of table frame. Available in Chrome only.	150.00	1	1.1	0.09	*	70
TRBH	Backpack hanger. Available in Chrome only.	30.00	2	0.6	0.05	*	70
VSCPSP	Seven-outlet power strip with surge protection attached to an unfinished plywood panel. Power strip can be mounted inward or outward on Makerspace Tables. 17½"L x 5¼" W x 2¼" H.	309.00	1	4.1	0.32		125

### HOW TO ORDER:

- Laminate top and frame finish colors and color codes are listed on pages xi-xii.
- To order models with laminate top, specify the model number, laminate and frame finish color codes (e.g., VSC203630-MPL385CLR-GRY02)
- To order models with unfinished plywood top, specify the model number, top (NATURAL) and frame finish color codes (e.g., VSC203630U-NATURAL-GRY02)



Products on this page are GREENGUARD® certified.



# TABLES

SOLD IN FULL CARTONS ONLY

Model No.	Description	Unit Price F.O.B. Warehouse	No. of Ctns. Per Unit	Unit Weight	Unit Cube	Fed Ex.	Freight Class
-----------	-------------	-----------------------------------	-----------------------------	----------------	--------------	------------	------------------

## MT SERIES MOBILE TABLES

Tubular steel frame, 29" table height. Tops are available with a 3/4" thick particleboard-core high-pressure laminate work surface with 3/4" profile T-mold edge banding. Optional configurations include surfaces with a urethane-based Sure Edge® finish. Nylon-base self-leveling glides. In the folded position, tables rest on four 3" swivel casters. The tables open and close in one operation. A safety device is built into the folding mechanism to help prevent pinching when tables are opened. A secondary safety release mechanism is incorporated to complete the opening of tables. The center hinge operates vertically in order to self clean and minimize trapping of food. Metal surfaces are available chromed or with a powder coat finish.

**Service Life Recommendation:** In order to extend the torque life of MT Series tables with torsion bars, Virco recommends that customers store their tables in an upright position when not in use. When cleaning Virco mobile tables, Virco recommends that their high-pressure laminate surfaces be wiped down as needed with a damp cloth or sponge and mild detergent or soap; this recommendation also applies to plastic stool seats, and to metal surfaces with a chrome or powder coat finish.

**IMPORTANT:** Never use a power washer to clean Virco mobile tables. Tables are intended for indoor use.

**Warranty Note:** MT Series tables are covered by Virco's 10-year warranty; however, torsion bars used on these tables are covered by a 5-year warranty. Virco recommends that torsion bars be inspected for torque strength frequently.



MT48R	48" round, T-mold edge banding.	3473.00	1	82.0	20.38		70
MT60OCT	60" octagon, T-mold edge banding.	3564.00	1	112.4	25.63		70
MT60R	60" round, T-mold edge banding.	3700.00	1	109.7	25.63		70
MT72R	72" round, T-mold edge banding.	4215.00	1	141.0	32.05		70
MT3096	30"W x 96"L, T-mold edge banding.	4421.00	1	151.0	42.70		200
MT30144	30"W x 144"L, T-mold edge banding.	4889.00	1	192.0	55.18		200

**Optional Configurations** - Available with an 8-week lead time unless stated otherwise.

Sure Edge Finish - Add "AE" to model no. (e.g., MT48RAE).

Add 15% to the base model no. See How to Order for more info.

## HOW TO ORDER:

- Top, banding and frame finish colors are listed on pages xi-xii.
- To order, specify the model number, top, banding and frame finish color codes (e.g., MT48R-GRY091BLK01-CHRM).
- Sure Edge Finish Option: Add 15% to the base model no. (Example: If the model MT48R list price is \$365.00, then the price for model MT48RAE with the Sure Edge Finish will be \$420.00 (rounded to the nearest dollar).



# TABLES

SOLD IN FULL CARTONS ONLY

Model No.	Description	Unit Price F.O.B. Warehouse	No. of Ctns. Per Unit	Unit Weight	Unit Cube	Fed Ex.	Freight Class
-----------	-------------	-----------------------------------	-----------------------------	----------------	--------------	------------	------------------

## MTB SERIES MOBILE BENCH TABLES

Tubular steel frame, heavy-duty mobile folding bench tables have an automatic locking feature, as well as a safety clearance between table sections to help protect hands during opening. The tables also have a torsion bar for ease of operation, and are free-standing when closed. Tops and benches are available with a ¾" thick particleboard-core high-pressure laminate work surface with ¾" profile T-mold edge banding. Optional configurations include surfaces with a urethane-based Sure Edge® finish. In the folded position, tables rest on four 3½" swivel casters. Middle legs have a 1" rubber crutch tip. The table automatically locks in the open and closed positions. The center hinge operates vertically in order to self clean and minimize trapping of food. The top support apron is available in Char Black only. The undercarriage is available fully chromed or with an optional powder coat finish.

**Optional Edge Finish:** Virco's custom Sure Edge Finish is offered as an option for table tops and benches. The Sure Edge Finish consists of a urethane-based protectant that is bonded chemically to the substrate of the top or benches. The tamper-resistant Sure Edge Finish, applied with an innovative anti-bacterial process for enhanced cleanliness and hygiene, functions as an effective moisture barrier, which seals the substrate of a top or bench between its high-pressure laminate surface and backing sheet. The Sure Edge Finish has no gaps or seams, preventing food particles from lodging in table-top or bench-top edges. **Service Life Recommendation:** In order to extend the torque life of MTB Series tables with torsion bars, Virco recommends that customers store their tables in an upright position when not in use. When cleaning Virco mobile tables, Virco recommends that their high-pressure laminate surfaces be wiped down as needed with a damp cloth or sponge and mild detergent or soap; this recommendation also applies to plastic stool seats, and to metal surfaces with a chrome or powder coat finish.

**IMPORTANT:** Never use a power washer to clean Virco mobile tables. Tables are intended for indoor use.

**Warranty Note:** MTB Series tables are covered by Virco's 10-year warranty; however, torsion bars used on these tables are covered by a 5-year warranty. Virco recommends that torsion bars be inspected for torque strength frequently.

## MOBILE RECTANGLE BENCH TABLES



MTB15278	Seat Height: 15"; Table Height: 27"; Top Size: 30"W x 96"L. Seats 8, laminate top with T-mold edge banding. Grades 1-4.	7351.00	1	268.0	66.61		200
MTB152710	Seat Height: 15"; Table Height: 27"; Top Size: 30"W x 120"L. Seats 12, laminate top with T-mold edge banding. Grades 1-4.	7497.00	1	318.5	78.72		200
MTB152712	Seat Height: 15"; Table Height: 27"; Top Size: 30"W x 144"L. Seats 12-16, laminate top with T-mold edge banding. Grades 1-4.	7866.00	1	365.0	88.31		200
MTB17298	Seat Height: 17"; Table Height: 29"; Top Size: 30"W x 96"L. Seats 8, laminate top with T-mold edge banding. Grades 5-Adult.	7351.00	1	269.3	66.61		200
MTB172910	Seat Height: 17"; Table Height: 29"; Top Size: 30"W x 120"L. Seats 12, laminate top with T-mold edge banding. Grades 5-Adult.	7497.00	1	320.5	78.72		200
MTB172912	Seat Height: 17"; Table Height: 29"; Top Size: 30"W x 144"L. Seats 12-16, laminate top with T-mold edge banding. Grades 5-Adult.	7866.00	1	367.0	88.31		200

**Optional Configurations** - Available with an 8-week lead time unless stated otherwise.

Sure Edge Finish - Add "AEB" to model no. (e.g., MTB17298AEB).

Add 15% to the base model no. See How to Order for more info.

## MOBILE OVAL BENCH TABLES



MTBO15275	Seat Height: 15"; Table Height: 27"; Top Size: 60" diameter. Seats 8-12, laminate top with T-mold edge banding. Grades 1-4.	8273.00	1	299.8	86.80		200
MTBO17295	Seat Height: 17"; Table Height: 29"; Top Size: 60" diameter. Seats 8-12, laminate top with T-mold edge banding. Grades 5-Adult.	8273.00	1	301.0	86.80		200

**Optional Configurations** - Available with an 8-week lead time unless stated otherwise.

Sure Edge Finish - Add "AEB" to model no. (e.g., MTBO17295AEB).

Add 15% to the base model no. See How to Order for more info.

## ADA COMPLIANT RECTANGULAR STOOL TABLES



MTB19318W	Seat Height: 19"; Table Height: 31"; Top Size: 30"W x 102"L. Seats 8, laminate top with T-mold edge banding. This table provides wheelchair access for two wheelchair users.	7522.00	1	301.8	68.13		200
MTB193110W	Seat Height: 19"; Table Height: 31"; Top Size: 30"W x 126"L. Seats 10, laminate top with T-mold edge banding. This table provides wheelchair access for two wheelchair users.	7708.00	1	354.0	80.24		200
MTB193112W	Seat Height: 19"; Table Height: 31"; Top Size: 30"W x 148"L. Seats 12, laminate top with T-mold edge banding. This table provides wheelchair access for two wheelchair users.	7898.00	1	398.9	89.82		200

**Optional Configurations** - Available with an 8-week lead time unless stated otherwise.

Sure Edge Finish - Add "AEB" to model no. (e.g., MTB19318WAE).

Add 15% to the base model no. See How to Order for more info.

## HOW TO ORDER:

- Top, banding and frame finish colors are listed on pages xi-xii.
- To order, specify the model number, laminate, and frame finish color codes (e.g., MTB152712-GRY091BLK01-CHRM).
- Sure Edge Finish Option: Add 15% to the base model no. (Example: If the model MTB17298 list price is \$365.00, then the price for model MTB17298AEB with the Sure Edge Finish will be \$420.00 (rounded to the nearest dollar).



Products on this page are GREENGUARD® certified.

# TABLES

SOLD IN FULL CARTONS ONLY

Model No.	Description	Unit Price F.O.B. Warehouse	No. of Ctns. Per Unit	Unit Weight	Unit Cube	Fed Ex.	Freight Class
-----------	-------------	-----------------------------------	-----------------------------	----------------	--------------	------------	------------------

## MTC SERIES CONVERTIBLE BENCH TABLES

Tubular steel frame. This mobile bench and table unit changes quickly and easily from a table and bench configuration to a bench with a full backrest. When used as a table and bench, the unit features a bench height of 15" and a top height of 27", or a bench height of 17" and a top height of 29". Benches and tops are available with a ¾" thick particleboard-core high-pressure laminate work surface with ¾" profile T-mold edge banding. Optional configurations include surfaces with a urethane-based Sure Edge® finish. The bench measures 96"L x 12"W; and the top measures 96"L x 15"W.

Table and bench height adjustment are made by a telescoping foot tube assembly secured to the table frame. Two adjustment positions are provided: one achieves a 15" bench height and a 27" top height; the other achieves a 17" bench height and a 29" top height. The base frame is mounted on four 4" swivel casters, two with locks. The apron, frame and links are powder coated. The foot tube assembly are chrome-plated.

Optional Edge Finish: Virco's custom Sure Edge Finish is offered as an option for table tops and benches. The Sure Edge Finish consists of a urethane-based protectant that is bonded chemically to the substrate of the top or benches. The tamper-resistant Sure Edge Finish, applied with an innovative anti-bacterial process for enhanced cleanliness and hygiene, functions as an effective moisture barrier, which seals the substrate of a top or bench between its high-pressure laminate surface and backing sheet. The Sure Edge Finish has no gaps or seams, preventing food particles from lodging in table-top or bench-top edges. Models with a Sure Edge Finish for tops and benches include the letters AEB.

Optional Ganging Device: An optional ganging device consists of a lock plate, locking pin spring-loaded assembly and a docking plate. To engage the ganging device when two table tops are placed back to back, the keyed locking pins can be inserted into the docking plate, locking the two tables together at each end. Models with ganging device include the letter G.

Service Life Recommendation: In order to extend the torque life of MTC Series tables with torsion bars, Virco recommends that customers store their tables in an upright position when not in use. When cleaning Virco mobile tables, Virco recommends that their high-pressure laminate surfaces be wiped down as needed with a damp cloth or sponge and mild detergent or soap; this recommendation also applies to plastic stool seats, and to metal surfaces with a chrome or powder coat finish.

IMPORTANT: Never use a power washer to clean Virco mobile tables. Tables are intended for indoor use.

Warranty Note: MTC Series tables are covered by Virco's 10-year warranty; however, torsion bars used on these tables are covered by a 5-year warranty. Virco recommends that torsion bars be inspected for torque strength frequently.



MTC8	Laminate top with T-mold edge banding.	4005.00	1	134.5	15.58		200
------	--	---------	---	-------	-------	--	-----

**Optional Configurations** - Available with an 8-week lead time unless stated otherwise.

Ganging Device - Add "G" to model no. (e.g., MTC8G).	591.00	
--	--------	--

Sure Edge Finish - Add "AEB" to model no. (e.g., MTC8AEB).	Add 15% to the base model no. See How to Order for more info.
--	---

### HOW TO ORDER:

- Top, banding and frame finish colors are listed on pages xi-xii.
- To order, specify the model number, top, banding and frame finish color codes (e.g., MTC8-GRY091BLK01-BLK01).
- Sure Edge Finish Option: Add 15% to the base model no. (Example: If the model MTC8 list price is \$365.00, then the price for model MTC8AEB with the Sure Edge Finish will be \$420.00 (rounded to the nearest dollar).

## MTS SERIES MOBILE STOOL TABLES

Tubular steel frame, heavy-duty mobile folding stool tables have an automatic locking feature, as well as a safety clearance between table sections to help protect hands during opening. The tables also have a torsion bar for ease of operation, and are free-standing when closed. Tops are available with a ¾" thick particleboard-core high-pressure laminate work surface with ¾" profile T-mold edge banding. Optional configurations include surfaces with a urethane-based Sure Edge® finish. Each seat has its own direct-to-floor load-bearing column and provides its own support without the need of cross members running between seats. Each seat has its own place to enter and exit. Round stool tops are 13" in diameter, injection-molded from a high-impact ABS material. In the folded position, tables rest on four 3½" swivel casters. Middle legs have a 1" rubber crutch tip. The table automatically locks in the open and closed positions. The center hinge operates vertically in order to self clean and minimize trapping of food. The top support apron is available in Char Black only. The undercarriage is available fully chromed or with an optional powder coat finish.

Optional Edge Finish: Virco's custom Sure Edge Finish is offered as an option for table tops. The Sure Edge Finish consists of a urethane-based protectant that is bonded chemically to the substrate of the top. The tamper-resistant Sure Edge Finish, applied with an innovative anti-bacterial process for enhanced cleanliness and hygiene, functions as an effective moisture barrier, which seals the substrate of a top between its high-pressure laminate surface and backing sheet. The Sure Edge Finish has no gaps or seams, preventing food particles from lodging in table-top edges. Models with a Sure Edge top finish include the letters AE.

Service Life Recommendation: In order to extend the torque life of MTS Series tables with torsion bars, Virco recommends that customers store their tables in an upright position when not in use. When cleaning Virco mobile tables, Virco recommends that their high-pressure laminate surfaces be wiped down as needed with a damp cloth or sponge and mild detergent or soap; this recommendation also applies to plastic stool seats, and to metal surfaces with a chrome or powder coat finish.

IMPORTANT: Never use a power washer to clean Virco mobile tables. Tables are intended for indoor use.

Warranty Note: MTS Series tables are covered by Virco's 10-year warranty; however, torsion bars used on these tables are covered by a 5-year warranty. Virco recommends that torsion bars be inspected for torque strength frequently.



### MOBILE ELLIPSE STOOL TABLES

MTSE15271012	Seat Height: 15"; Table Height: 27"; Top Size: 45" x 119½". 12 stools, laminate top with T-mold edge banding. Grades 1-4.	8463.00	4	355.5	96.82		Call
MTSE17291012	Seat Height: 17"; Table Height: 29"; Top Size: 45" x 119½". 12 stools, laminate top with T-mold edge banding. Grades 5-Adult.	8463.00	4	357.5	96.82		Call

**Optional Configurations** - Available with an 8-week lead time unless stated otherwise.

Sure Edge Finish - Add "AE" to model no. (e.g., MTSE15271012AE).	Add 15% to the base model no. See How to Order for more info.
--	---

MTS Series continued on page 85.



Products on this page are GREENGUARD® certified.

Virco®

# TABLES

SOLD IN FULL CARTONS ONLY

Model No.	Description	Unit Price F.O.B. Warehouse	No. of Ctns. Per Unit	Unit Weight	Unit Cube	Fed Ex.	Freight Class
-----------	-------------	-----------------------------------	-----------------------------	----------------	--------------	------------	------------------

## MTS SERIES MOBILE STOOL TABLES continued

### MOBILE RECTANGULAR STOOL TABLES



MTS15271216	Seat Height: 15"; Table Height: 27"; Top Size: 30" x 144". 16 stools, laminate top with T-mold edge banding. Grades 1-4.	7943.00	5	333.6	90.29		Call
MTS17291012	Seat Height: 17"; Table Height: 29"; Top Size: 30" x 120" 12 stools, laminate top with T-mold edge banding. Grades 5-Adult.	7497.00	4	289.5	80.21		Call
MTS17291212	Seat Height: 17"; Table Height: 29"; Top Size: 30" x 144" 12 stools, laminate top with T-mold edge banding. Grades 5-Adult.	7866.00	4	301.0	89.80		Call

**Optional Configurations** - Available with an 8-week lead time unless stated otherwise.

Sure Edge Finish - Add "AE" to model no. (e.g., MTS17291012AE).

Add 15% to the base model no. See How to Order for more info.

### MOBILE OVAL STOOL TABLES



MTSO152758	Seat Height: 15"; Table Height: 27"; Top Size: 60" diameter. 8 stools, laminate top with T-mold edge banding. Grades 5-Adult.	7453.00	4	265.0	82.23		Call
MTSO172958	Seat Height: 17"; Table Height: 29"; Top Size: 60" diameter. 8 stools, laminate top with T-mold edge banding. Grades 5-Adult.	7453.00	4	266.2	82.23		Call

**Optional Configurations** - Available with an 8-week lead time unless stated otherwise.

Sure Edge Finish - Add "AE" to model no. (e.g., MTSO152758AE).

Add 15% to the base model no. See How to Order for more info.

### ADA COMPLIANT OVAL STOOL TABLES



MTSO193156W	Seat Height: 19"; Table Height: 31"; Top Size: 60" diameter 6 stools, laminate top with T-mold edge banding. This table provides wheelchair access for two wheelchair users and also has four 5" locking casters.	6701.00	4	267.7	81.98		Call
-------------	---	---------	---	-------	-------	--	------

**Optional Configurations** - Available with an 8-week lead time unless stated otherwise.

Sure Edge Finish - Add "AE" to model no. (e.g., MTSO193156WAE).

Add 15% to the base model no. See How to Order for more info.

### ADA COMPLIANT RECTANGULAR STOOL TABLES



MTS193188W	Seat Height: 19"; Table Height: 31"; Top Size: 30"W x 102"L 8 stools, laminate top with T-mold edge banding. This table provides wheelchair access for two wheelchair users.	7522.00	3	264.4	69.12		Call
MTS19311012W	Seat Height: 19"; Table Height: 31"; Top Size: 30"W x 126"L 12 stools, laminate top with T-mold edge banding. This table provides wheelchair access for two wheelchair users.	7708.00	4	322.9	81.72		Call
MTS19311212W	Seat Height: 19"; Table Height: 31"; Top Size: 30"W x 148"L 12 stools, laminate top with T-mold edge banding. This table provides wheelchair access for two wheelchair users.	7898.00	4	332.9	91.31		Call

**Optional Configurations** - Available with an 8-week lead time unless stated otherwise.

Sure Edge Finish (30"W x 102"L) - Add "AE" to model no. (e.g., MTS193188WAE).

Add 15% to the base model no. See How to Order for more info.

### HOW TO ORDER:

- Plastic, top, banding and frame finish colors and color codes are listed on pages xi-xii.
- To order, specify the model number, stool, top, banding and frame finish color codes (e.g., MTS15271216-BLU51-GRY091BLK01-CHRM).
- Sure Edge Finish Option: Add 15% to the base model no. (Example: If the model MTS15271012 list price is \$365.00, then the price for model MTS15271012AE with the Sure Edge Finish will be \$420.00 (rounded to the nearest dollar).



# TABLES

SOLD IN FULL CARTONS ONLY













Model No.	Description	Unit Price F.O.B. Warehouse	No. of Ctns. Per Unit	Unit Weight	Unit Cube	Fed Ex.	Freight Class
-----------	-------------	-----------------------------------	-----------------------------	----------------	--------------	------------	------------------

## PLATEAU® SERIES TABLES








Models are available with 26", 27" and 29" top heights. Models are available with an 1½" thick particleboard-core high-pressure laminate work surface with 1½" profile T-mold edge banding. Legs consist of an aluminum die-cast connector and a tubular steel leg column with an aluminum die-cast glide insert, and an extruded PVC wire chase. An adjustable glide with a 1" range enables table leveling; models ending in C2 have two legs with twin-wheel locking soft casters; models ending in C have all legs with twin-wheel locking soft casters. Metal surfaces are available with a powder coat finish.

Optional Accessories: (1) 4-pack of 2½" twin-wheel locking soft casters (model PTLCASTER). (2) Wire management modesty panels (model PTMODPNL5 for 60"L tables; model PTMODPNL6 for 72"L tables). (3) Electrical power strip/surge protector (model T762ELECT). (4) 4-channel wire chase (model PITROUGH). (5) Wire management tray (model PITRAY). (6) Wire management strap (Model PTSTRAP). (7) 12" x 24" keyboard mouse tray (model TKBMT24).

### 27" FIXED-HEIGHT

	PT246027	24"W x 60"L x 27"H.	2566.00	2	91.3	6.43	Call
	PT2460CR27	24"W x 60"L x 27"H, crescent.	2566.00	2	109.6	6.28	Call
	PT247227	24"W x 72"L x 27"H.	2661.00	2	102.3	6.72	Call
	PT304827	30"W x 48"L x 27"H.	2502.00	2	90.3	6.16	Call
	PT306027	30"W x 60"L x 27"H.	2596.00	2	106.3	6.90	Call
	PT3060CR27	30"W x 60"L x 27"H, crescent.	4023.00	2	119.6	7.18	Call
	PT307227	30"W x 72"L x 27"H.	2690.00	2	117.3	7.90	Call
	PT3672RT27	36"W x 72"L x 27"H, racetrack.	3036.00	2	137.3	8.94	Call
	PT4284RT27	42"W x 84"L x 27"H, racetrack.	3463.00	2	186.2	10.58	Call
	PT484827	48"W x 48"L x 27"H.	2668.00	2	112.3	8.88	Call
	PT48R27	48" round x 27"H.	2623.00	2	95.3	6.79	Call
	PT60HR27	60" half-round x 27"H.	2212.00	2	84.3	5.99	Call
	PT60R27	60" round x 27"H.	3070.00	2	126.3	9.68	Call
	PTFLOW6027	60" flower x 27"H.	6318.00	1	117.9	8.34	Call
	PTHORSE27	60"W x 66"L x 27"H, horseshoe.	6024.00	2	155.4	13.63	Call
	PTNEST5427	54" nest x 27"H.	2592.00	1	78.3	8.48	Call
	PTPIN6027	60" pinwheel x 27"H.	3690.00	1	107.9	8.34	Call
	PTPOOL27	44"W x 65"L pool x 27"H.	6318.00	1	103.1	10.43	Call
	PTSL305427	30"W x 54"L x 27"H, slide.	2633.00	1	95.1	7.45	Call
	PTSL306027	30"W x 60"L x 27"H, slide.	2972.00	2	105.0	9.02	Call
	PTSWV5427	54" swerve x 27"H.	3837.00	1	110.8	7.18	Call
	PTTRAP4827	24"W x 48"L x 27"H, trapezoid.	1744.00	1	57.6	4.77	Call
	PTTRAP6027	30"W x 60"L x 27"H, trapezoid.	2769.00	1	76.7	6.71	Call

### 29" FIXED-HEIGHT

	PT246029	24"W x 60"L x 29"H.	2566.00	2	92.0	6.43	Call
	PT2460CR29	24"W x 60"L x 29"H, crescent.	2566.00	2	114.3	6.28	Call
	PT247229	24"W x 72"L x 29"H.	2661.00	2	103.0	6.72	Call
	PT304829	30"W x 48"L x 29"H.	2502.00	2	91.0	6.16	Call
	PT306029	30"W x 60"L x 29"H.	2596.00	2	107.0	6.90	Call
	PT3060CR29	30"W x 60"L x 29"H, crescent.	4023.00	2	124.6	7.18	Call
	PT307229	30"W x 72"L x 29"H.	2690.00	2	118.0	7.90	Call
	PT3672RT29	36"W x 72"L x 29"H, race track.	3036.00	2	138.0	8.94	Call
	PT4284RT29	42"W x 84"L x 29"H, race track.	3463.00	2	154.9	7.70	Call
	PT484829	48"W x 48"L x 29"H.	2668.00	2	113.0	8.88	Call
	PT48R29	48" round x 29"H.	2623.00	2	96.0	6.79	Call
	PT60HR29	60" half-round x 29"H.	2212.00	2	85.0	5.99	Call
	PT60R29	60" round x 29"H.	3070.00	2	127.0	5.68	Call

Plateau Series continued on page 87.



Products on this page are GREENGUARD® certified.

Virco®








# TABLES

SOLD IN FULL CARTONS ONLY

Model No.	Description	Unit Price F.O.B. Warehouse	No. of Ctns. Per Unit	Unit Weight	Unit Cube	Fed. Ex.	Freight Class
-----------	-------------	-----------------------------------	-----------------------------	----------------	--------------	-------------	------------------

## PLATEAU® SERIES TABLES continued











### 29" FIXED-HEIGHT CONTINUED

	PTCOOP7229	36"W x 72"L x 29"H, cooperative.	3097.00	2	107.8	10.39	Call
	PTFLOW6029	60" flower x 29"H.	6318.00	1	119.7	8.34	Call
	PTHORSE29	60"W x 66"L x 29"H, horseshoe.	6024.00	2	154.7	13.63	Call
	PTKID7229	48"W x 72"L x 29"H, kidney-shaped.	3097.00	2	146.7	11.60	Call
	PTNEST5429	54" nest x 29"H.	2592.00	1	80.0	8.48	Call
	PTPIN6029	60" pinwheel x 29"H.	3690.00	1	109.6	8.34	Call
	PTPOOL29	44"W x 65"L pool x 29"H.	6318.00	1	104.8	10.43	Call
	PTSL305429	30"W x 54"L x 29"H, slide.	2633.00	1	96.8	7.45	Call
	PTSL306029	30"W x 60"L x 29"H, slide.	2972.00	2	106.7	9.02	Call
	PTSWV5429	54" swerve x 29"H.	3837.00	1	112.5	7.18	Call
	PTTRAP4829	24"W x 48"L x 29"H, trapezoid.	1744.00	1	59.3	4.77	Call
	PTTRAP6029	30"W x 60"L x 29"H, trapezoid.	2769.00	1	78.5	6.71	Call




### 29" FIXED-HEIGHT WITH CASTERS

	PTKID7229C	48"W x 72"L x 29"H kidney-shaped, casters.	3147.00	2	151.8	14.48	Call
---	------------	--	---------	---	-------	-------	------

### 26" FIXED-HEIGHT WITH CASTERS

	PT246026C	24"W x 60"L x 26"H, casters.	2616.00	2	91.0	6.43	Call
	PT247226C	24"W x 72"L x 26"H, casters.	2711.00	2	102.0	6.72	Call
	PT304826C	30"W x 48"L x 26"H, casters.	2552.00	2	90.0	6.16	Call
	PT306026C	30"W x 60"L x 26"H, casters.	2646.00	2	106.0	6.90	Call
	PT307226C	30"W x 72"L x 26"H, casters.	2740.00	2	117.0	7.90	Call
	PT30RHP26C	30" semi-shape hoop, three 26"H legs with casters.	1007.00	3	20.0	1.20	Call
	PT3672RT26C	36"W x 72"L x 26"H, racetrack, casters.	3086.00	2	137.0	8.94	Call
	PT48R26C	48" round x 26"H, casters.	2673.00	2	95.0	6.79	Call
	PT60HR26C	60" half round x 26"H, casters.	2262.00	2	84.0	5.99	Call
	PTCOOP7226C	36"W x 72"L x 26"H, cooperative, casters.	3147.00	2	105.7	10.39	Call
	PTFLOW6026C	60" flower x 26"H, casters	6368.00	1	117.6	8.34	Call
	PTHORSE26C	60"W x 66"L x 26"H, horseshoe, casters.	6074.00	2	154.4	13.63	Call
	PTNEST5426C	54" nest x 26"H, casters	2642.00	1	78.0	8.48	Call
	PTPIN6026C	60" pinwheel x 26"H, casters	3740.00	1	107.6	8.34	Call
	PTPOOL26C	44"W x 65"L pool x 26"H, casters	6368.00	1	102.8	10.43	Call
	PTSL305426C	30"W x 54"L x 26"H, slide, casters	2683.00	1	94.7	7.45	Call
	PTSL306026C	30"W x 60"L x 26"H, slide, casters	3022.00	2	104.6	9.02	Call
	PTSWV5426C	54" swerve x 26"H, casters	3887.00	1	110.5	7.18	Call
	PTTRAP4826C	24"W x 48"L x 26"H, trapezoid, casters.	1794.00	1	57.2	4.77	Call
	PTTRAP6026C	30"W x 60"L x 26"H, trapezoid, casters.	2819.00	1	76.4	6.71	Call

### 29"H LEGS, WITH TWO CASTERS

	PT246029C2	24"W x 60"L x 29"H.	2591.00	3	94.5	7.87	Call
	PT247229C2	24"W x 72"L x 29"H.	2686.00	3	105.5	8.16	Call
	PT304829C2	30"W x 48"L x 29"H.	2527.00	2	93.5	7.60	Call
	PT306029C2	30"W x 60"L x 29"H.	2621.00	3	109.5	8.34	Call
	PT307229C2	30"W x 72"L x 29"H.	2715.00	3	120.5	9.34	Call

Plateau Series continued on page 88.



Products on this page are GREENGUARD® certified.

























# TABLES

SOLD IN FULL CARTONS ONLY











Model No.	Description	Unit Price F.O.B. Warehouse	No. of Ctns. Per Unit	Unit Weight	Unit Cube	Fed Ex.	Freight Class
-----------	-------------	-----------------------------------	-----------------------------	----------------	--------------	------------	------------------

## PLATEAU® SERIES TABLES continued

### 20"-23"H, ADJUSTABLE LEGS

	PT2460ADJLO	24"W x 60"L x 20"-23"H.	2606.00	2	91.1	6.94	Call
	PT2460CRADJLO	24"W x 60"L x 20"-23"H, crescent.	2606.00	2	31.1	3.39	Call
	PT2472ADJLO	24"W x 72"L x 20"-23"H.	2701.00	2	102.1	7.23	Call
	PT3048ADJLO	30"W x 48"L x 20"-23"H.	2542.00	2	90.1	6.67	Call
	PT3060ADJLO	30"W x 60"L x 20"-23"H.	2636.00	2	106.1	7.41	Call
	PT3060CRADJLO	30"W x 60"L x 20"-23"H, crescent.	4063.00	2	31.1	3.39	Call
	PT3072ADJLO	30"W x 72"L x 20"-23"H.	2730.00	2	117.1	8.41	Call
	PT3672RTADJLO	36"W x 72"L x 20"-23"H, racetrack.	3076.00	2	137.1	9.45	Call
	PT4284RTADJLO	42"W x 84"L x 20"-23"H, racetrack.	3503.00	2	31.1	3.39	Call
	PT4848ADJLO	48"W x 48"L x 20"-23"H, square.	2708.00	2	31.1	3.39	Call
	PT48RADJLO	48" round x 20"-23"H, round.	2663.00	2	95.1	7.30	Call
	PT60HRADJLO	60" half-round x 20"-23"H, half-round.	2252.00	2	84.1	6.50	Call
	PT60RADJLO	60" round x 20"-23"H, round.	3110.00	2	31.1	3.39	Call
	PTCOOP72ADJLO	36"W x 72"L x 20"-23"H, cooperative.	3137.00	2	105.8	10.90	Call
	PTFLOW60ADJLO	60" flower x 20"-23"H.	6358.00	1	117.7	8.85	Call
	PTHORSEADJLO	60" x 66"L x 20"-23"H, horseshoe.	6064.00	2	154.5	14.14	Call
	PTKID72ADJLO	48"W x 72"L x 20"-23"H, kidney-shaped.	3137.00	2	12.11	12.11	Call
	PTNEST54ADJLO	54" nest x 20"-23"H.	2632.00	1	78.1	8.99	Call
	PTPIN60ADJLO	60" pinwheel x 20"-23"H.	3730.00	1	107.7	8.85	Call
	PTPOOLADJLO	44"W x 65"L x 20"-23"H, pool.	6358.00	1	102.9	10.95	Call
	PTSL3054ADJLO	30"W x 54"L x 20"-23"H, slide.	2673.00	1	94.8	7.97	Call
	PTSL3060ADJLO	30"W x 60"L x 20"-23"H, slide.	3012.00	2	104.7	9.53	Call
	PTSWV54ADJLO	54" swerve x 20"-23"H.	3877.00	1	110.6	7.69	Call
	PTTRAP48ADJLO	48"W x 96"L x 20"-23"H, trapezoid.	1784.00	1	57.3	5.28	Call
	PTTRAP60ADJLO	60"W x 96"L x 20"-23"H, trapezoid.	2809.00	1	76.5	7.22	Call

### 20"-23"H, ADJUSTABLE LEGS, CASTERS

	PT2460ADJLOC	24"W x 60"L x 20"-23"H, casters.	2656.00	2	90.9	6.94	Call
	PT2460CRADJLOC	24"W x 60"L x 20"-23"H, round, casters.	2656.00	2	30.9	3.39	Call
	PT2472ADJLOC	24"W x 72"L x 20"-23"H, casters.	2751.00	2	101.9	7.23	Call
	PT3048ADJLOC	30"W x 48"L x 20"-23"H, casters.	2592.00	2	89.9	6.67	Call
	PT3060ADJLOC	30"W x 60"L x 20"-23"H, casters.	2686.00	2	105.9	7.41	Call
	PT3060CRADJLOC	30"W x 60"L x 20"-23"H, crescent, casters.	4113.00	2	30.9	3.39	Call
	PT3072ADJLOC	30"W x 72"L x 20"-23"H, casters.	2780.00	2	116.9	8.41	Call
	PT3672RTADJLOC	36"W x 72"L x 20"-23"H, racetrack, casters.	3126.00	2	136.9	9.45	Call
	PT4284RTADJLOC	42"W x 84"L x 20"-23"H, racetrack, casters.	3553.00	2	30.9	3.39	Call
	PT4848ADJLOC	48"W x 72"L x 20"-23"H, casters.	2758.00	2	30.9	3.39	Call
	PT48RADJLOC	48" round x 20"-23"H, round, casters.	2713.00	2	94.9	7.30	Call
	PT60HRADJLOC	60" half-round x 20"-23"H, half-round, casters.	2302.00	2	83.9	6.50	Call
	PT60RADJLOC	60" round x 20"-23"H, round, casters.	3160.00	2	30.9	3.39	Call
	PTCOOP72ADJLOC	36"W x 72"L x 20"-23"H, cooperative, casters.	3187.00	2	105.7	10.90	Call
	PTFLOW60ADJLOC	60" flower x 20"-23"H, casters.	6408.00	1	117.6	8.85	Call

Plateau Series continued on page 89.



Products on this page are GREENGUARD® certified.

# TABLES

SOLD IN FULL CARTONS ONLY

Model No.	Description	Unit Price F.O.B. Warehouse	No. of Ctns. Per Unit	Unit Weight	Unit Cube	Fed. Ex.	Freight Class
-----------	-------------	-----------------------------------	-----------------------------	----------------	--------------	-------------	------------------

## PLATEAU® SERIES TABLES continued

### 20"-23"H, ADJUSTABLE LEGS, CASTERS CONTINUED



PTHORSEADJLOC	60" x 66"L x 20"-23"H, horseshoe, casters.	6114.00	2	154.3	14.14		Call
---------------	--	---------	---	-------	-------	--	------



PTKID72ADJLOC	48"W x 72"L x 20"-23"H, kidney-shaped, casters.	3187.00	2	144.6	12.11		Call
---------------	---	---------	---	-------	-------	--	------



PTNEST54ADJLOC	54" nest x 20"-23"H, casters.	2682.00	1	77.9	8.99		Call
----------------	-------------------------------	---------	---	------	------	--	------



PTPIN60ADJLOC	60" pinwheel x 20"-23"H, casters.	3780.00	1	107.5	8.85		Call
---------------	-----------------------------------	---------	---	-------	------	--	------



PTPOOLADJLOC	44"W x 65"L x 20"-23"H, pool, casters.	6408.00	1	102.7	10.95		Call
--------------	--	---------	---	-------	-------	--	------



PTSL3054ADJLOC	30"W x 54"L x 20"-23"H, slide, casters.	2723.00	1	94.7	7.97		Call
----------------	---	---------	---	------	------	--	------



PTSL3060ADJLOC	30"W x 60"L x 20"-23"H, slide, casters.	3062.00	2	104.6	9.53		Call
----------------	---	---------	---	-------	------	--	------



PTSWV54ADJLOC	54" swerve x 20"-23"H, casters.	3927.00	1	110.4	7.69		Call
---------------	---------------------------------	---------	---	-------	------	--	------



PTTRAP48ADJLOC	48"W x 96"L x 20"-23"H, trapezoid, casters.	1834.00	1	57.2	5.28		Call
----------------	---	---------	---	------	------	--	------



PTTRAP60ADJLOC	60"W x 96"L x 20"-23"H, trapezoid, casters.	2859.00	1	76.4	7.22		Call
----------------	---	---------	---	------	------	--	------

### 24"-30"H, ADJUSTABLE LEGS



PT2460ADJMLO	24"W x 60"L x 24"-30"H.	2606.00	2	94.2	6.94		Call
--------------	-------------------------	---------	---	------	------	--	------



PT2460CRADJMLO	24"W x 60"L x 24"-30"H, crescent.	2606.00	2	34.2	3.39		Call
----------------	-----------------------------------	---------	---	------	------	--	------



PT2472ADJMLO	24"W x 72"L x 24"-30"H.	2701.00	2	105.2	7.23		Call
--------------	-------------------------	---------	---	-------	------	--	------



PT3048ADJMLO	30"W x 48"L x 24"-30"H.	2542.00	2	93.2	6.67		Call
--------------	-------------------------	---------	---	------	------	--	------



PT3060ADJMLO	30"W x 60"L x 24"-30"H.	2636.00	2	109.2	7.41		Call
--------------	-------------------------	---------	---	-------	------	--	------



PT3060CRADJMLO	30"W x 60"L x 24"-30"H, crescent.	4063.00	2	34.2	3.39		Call
----------------	-----------------------------------	---------	---	------	------	--	------



PT3072ADJMLO	30"W x 72"L x 24"-30"H.	2730.00	2	120.2	8.41		Call
--------------	-------------------------	---------	---	-------	------	--	------



PT3672RTADJMLO	36"W x 72"L x 24"-30"H, racetrack.	3076.00	2	140.2	9.45		Call
----------------	------------------------------------	---------	---	-------	------	--	------



PT4284RTADJMLO	42"W x 84"L x 24"-30"H, racetrack.	3503.00	2	34.2	3.39		Call
----------------	------------------------------------	---------	---	------	------	--	------



PT4848ADJMLO	48"W x 48"L x 24"-30"H, square.	2708.00	2	34.2	3.39		Call
--------------	---------------------------------	---------	---	------	------	--	------



PT48RADJMLO	48" round x 24"-30"H, round.	2663.00	2	98.2	7.30		Call
-------------	------------------------------	---------	---	------	------	--	------



PT60HRADJMLO	60" half-round x 24"-30"H, half-round.	2252.00	2	87.2	6.50		Call
--------------	--	---------	---	------	------	--	------



PT60RADJMLO	60" round x 24"-30"H, round.	3110.00	2	34.2	3.39		Call
-------------	------------------------------	---------	---	------	------	--	------



PTCOOP72ADJMLO	36"W x 72"L x 24"-30"H, cooperative.	3137.00	2	109.0	10.90		Call
----------------	--------------------------------------	---------	---	-------	-------	--	------



PTFLOW60ADJMLO	60" flower x 24"-30"H.	6358.00	1	120.9	8.85		Call
----------------	------------------------	---------	---	-------	------	--	------



PTHORSEADJMLO	60"W x 66"L x 24"-30"H, horseshoe.	6064.00	2	157.6	14.14		Call
---------------	------------------------------------	---------	---	-------	-------	--	------



PTKID72ADJMLO	48"W x 72"L x 24"-30"H, kidney-shaped.	3137.00	2	147.9	12.11		Call
---------------	--	---------	---	-------	-------	--	------



PTNEST54ADJMLO	54" nest x 24"-30"H.	2632.00	1	81.2	8.99		Call
----------------	----------------------	---------	---	------	------	--	------



PTPIN60ADJMLO	60" pinwheel x 24"-30"H.	3730.00	1	110.8	8.85		Call
---------------	--------------------------	---------	---	-------	------	--	------



PTPOOLADJMLO	44"W x 65"L pool x 24"-30"H.	6358.00	1	106.0	10.95		Call
--------------	------------------------------	---------	---	-------	-------	--	------



PTSL3054ADJMLO	30"W x 54"L x 24"-30"H, slide.	2673.00	1	98.0	7.97		Call
----------------	--------------------------------	---------	---	------	------	--	------



PTSL3060ADJMLO	30"W x 60"L x 24"-30"H, slide.	3012.00	2	107.9	9.53		Call
----------------	--------------------------------	---------	---	-------	------	--	------



PTSWV54ADJMLO	54" swerve x 24"-30"H.	3877.00	1	113.7	7.69		Call
---------------	------------------------	---------	---	-------	------	--	------



PTTRAP48ADJMLO	48"W x 96"L x 24"-30"H, trapezoid.	1784.00	1	60.5	5.28		Call
----------------	------------------------------------	---------	---	------	------	--	------



PTTRAP60ADJMLO	60"W x 96"L x 24"-30"H, trapezoid.	2809.00	1	79.7	7.22		Call
----------------	------------------------------------	---------	---	------	------	--	------

### 24"-30"H, ADJUSTABLE LEGS, CASTERS



PT2460ADJMLOC	24"W x 60"L x 24"-30"H, casters.	2656.00	2	94.1	6.94		Call
---------------	----------------------------------	---------	---	------	------	--	------



PT2460CRADJMLOC	24"W x 60"L x 24"-30"H, crescent, casters.	2656.00	2	34.1	3.39		Call
-----------------	--	---------	---	------	------	--	------



PT2472ADJMLOC	24"W x 72"L x 24"-30"H, casters.	2751.00	2	105.1	7.23		Call
---------------	----------------------------------	---------	---	-------	------	--	------



PT3048ADJMLOC	30"W x 48"L x 24"-30"H, casters.	2592.00	2	93.1	6.67		Call
---------------	----------------------------------	---------	---	------	------	--	------

Plateau Series continued on page 90.



Products on this page are GREENGUARD® certified.

# TABLES

SOLD IN FULL CARTONS ONLY





Model No.	Description	Unit Price F.O.B. Warehouse	No. of Ctns. Per Unit	Unit Weight	Unit Cube	Fed Ex.	Freight Class
-----------	-------------	-----------------------------------	-----------------------------	----------------	--------------	------------	------------------

## PLATEAU® SERIES TABLES continued

### 24"-30"H, ADJUSTABLE LEGS, CASTERS CONTINUED

	PT3060ADJMLOC	30"W x 60"L x 24"-30"H, casters.	2686.00	2	109.1	7.41	Call
	PT3060CRADJMLOC	30"W x 60"L x 24"-30"H, crescent, casters.	4113.00	2	34.1	3.39	Call
	PT3072ADJMLOC	30"W x 72"L x 24"-30"H, casters.	2780.00	2	120.1	8.41	Call
	PT3672RTADJMLOC	36"W x 72"L x 24"-30"H, racetrack, casters.	3126.00	2	140.1	9.45	Call
	PT4284RTADJMLOC	42"W x 84"L x 24"-30"H, racetrack, casters.	3553.00	2	34.1	3.39	Call
	PT4848ADJMLOC	48"W x 48"L x 24"-30"H, square, casters.	2758.00	2	34.1	3.39	Call
	PT48RADJMLOC	48" round x 24"-30"H, round, casters.	2713.00	2	98.1	7.30	Call
	PT60HRADJMLOC	60" half-round x 24"-30"H, half-round, casters.	2302.00	2	87.1	6.50	Call
	PT60RADJMLOC	60" round x 24"-30"H, round, casters.	3160.00	2	34.1	3.39	Call
	PTCOOP72ADJMLOC	36"W x 72"L x 24"-30"H, cooperative, casters.	3187.00	2	108.8	10.90	Call
	PTFLOW60ADJMLOC	60" flower x 24"-30"H, casters.	6408.00	1	120.7	8.85	Call
	PTHORSEADJMLOC	60"W x 66"L x 24"-30"H, horseshoe, casters.	6114.00	2	157.5	14.14	Call
	PTKID72ADJMLOC	48"W x 72"L x 24"-30"H, kidney-shaped, casters.	3187.00	2	147.7	12.11	Call
	PTNEST54ADJMLOC	54" nest x 24"-30"H, casters.	2682.00	1	81.1	8.99	Call
	PTPIN60ADJMLOC	60" pinwheel x 24"-30"H, casters.	3780.00	1	110.7	8.85	Call
	PTPOOLADJMLOC	44"W x 65"L pool x 24"-30"H, casters.	6408.00	1	105.9	10.95	Call
	PTSL3054ADJMLOC	30"W x 54"L x 24"-30"H, slide, casters.	2723.00	1	97.8	7.97	Call
	PTSL3060ADJMLOC	30"W x 60"L x 24"-30"H, slide, casters.	3062.00	2	107.7	9.53	Call
	PTSWV54ADJMLOC	54" swerve x 24"-30"H, casters.	3927.00	1	113.6	7.69	Call
	PTTRAP48ADJMLOC	48"W x 96"L x 24"-30"H, trapezoid, casters.	1834.00	1	60.3	5.28	Call
	PTTRAP60ADJMLOC	60"W x 96"L x 24"-30"H, trapezoid, casters.	2859.00	1	79.5	7.22	Call

### 26"-34"H, ADJUSTABLE LEGS

	PT2460ADJ	24"W x 60"L x 26"-34"H.	2596.00	2	101.4	6.43	Call
	PT2460CRADJ	24"W x 60"L x 26"-34"H, crescent.	2596.00	2	119.0	6.28	Call
	PT2472ADJ	24"W x 72"L x 26"-34"H.	2691.00	2	112.4	6.72	Call
	PT3048ADJ	30"W x 48"L x 26"-34"H.	2532.00	2	95.7	6.16	Call
	PT3060ADJ	30"W x 60"L x 26"-34"H.	2626.00	2	116.4	6.90	Call
	PT3060CRADJ	30"W x 60"L x 26"-34"H, crescent.	4053.00	2	129.3	7.18	Call
	PT3072ADJ	30"W x 72"L x 26"-34"H.	2720.00	2	127.4	7.90	Call
	PT3672RTADJ	36"W x 72"L x 26"-34"H, racetrack.	3066.00	2	147.4	8.94	Call
	PT4284RTADJ	42"W x 84"L x 26"-34"H, racetrack.	3493.00	2	191.6	10.58	Call
	PT4848ADJ	48"W x 48"L x 26"-34"H, square.	2698.00	2	117.7	8.88	Call
	PT48RADJ	48" round x 26"-34"H, round.	2653.00	2	100.7	6.79	Call
	PT60HRADJ	60" half-round x 26"-34"H, half-round.	2242.00	2	89.7	5.99	Call
	PT60RADJ	60" round x 26"-34"H, round.	3100.00	2	131.7	9.68	Call
	PTCOOP72ADJ	36"W x 72"L x 26"-34"H, cooperative.	3127.00	2	112.5	10.39	Call
	PTFLOW60ADJ	60" flower x 26"-34"H.	6348.00	1	124.3	8.34	Call
	PTHORSEADJ	60"W x 66"L x 26"-34"H, horseshoe.	6054.00	2	73.4	5.76	Call
	PTKID72ADJ	48"W x 72"L x 26"-34"H, kidney-shaped.	3127.00	2	151.3	11.60	Call
	PTNEST54ADJ	54" nest x 26"-34"H.	2622.00	1	84.7	8.48	Call
	PTPIN60ADJ	60" pinwheel x 26"-34"H.	3720.00	1	114.3	8.34	Call

Plateau Series continued on page 91.



Products on this page are GREENGUARD® certified.

Virco®






# TABLES

SOLD IN FULL CARTONS ONLY

















Model No.	Description	Unit Price F.O.B. Warehouse	No. of Ctns. Per Unit	Unit Weight	Unit Cube	Fed Ex.	Freight Class
-----------	-------------	-----------------------------------	-----------------------------	----------------	--------------	------------	------------------

## PLATEAU® SERIES TABLES continued






### 26"-34"H, ADJUSTABLE LEGS CONTINUED

	PTPOOLADJ	44"W x 65"L pool x 26"-34"H.	6348.00	1	109.5	10.43	Call
	PTSL3054ADJ	30"W x 54"L x 26"-34"H, slide.	2663.00	1	101.5	7.45	Call
	PTSL3060ADJ	30"W x 60"L x 26"-34"H, slide.	3002.00	2	111.4	9.02	Call
	PTSWV54ADJ	54" swerve x 26"-34"H.	3867.00	1	117.2	7.18	Call
	PTTRAP48ADJ	24"W x 48"L x 26"-34"H, trapezoid.	1774.00	1	64.0	4.77	Call
	PTTRAP60ADJ	30"W x 60"L x 26"-34"H, trapezoid.	2799.00	1	83.1	6.71	Call






### 26"-34"H, ADJUSTABLE LEGS, CASTERS

	PT2460ADJC	24"W x 60"L x 26"-34"H, casters.	2646.00	2	101.4	6.43	Call
	PT2472ADJC	24"W x 72"L x 26"-34"H, casters.	2741.00	3	118.3	9.60	Call
	PT3048ADJC	30"W x 48"L x 26"-34"H, casters.	2582.00	3	106.3	9.04	Call
	PT3060ADJC	30"W x 60"L x 26"-34"H, casters.	2676.00	2	117.6	9.78	Call
	PT3072ADJC	30"W x 72"L x 26"-34"H, casters.	2770.00	3	133.3	10.78	Call
	PT3672RTADJC	36"W x 72"L x 26"-34"H, racetrack, casters.	3116.00	3	148.6	11.82	Call
	PT48RADJC	48" round x 26"-34"H, casters.	2703.00	3	106.6	9.67	Call
	PT60HRADJC	60" half-round x 26"-34"H, casters.	2292.00	3	95.6	8.87	Call
	PT60RADJC	60" round x 26"-34"H, casters.	3150.00	2	143.5	11.98	Call
	PTCOOP72ADJC	36"W x 72"L x 26"-34"H, cooperative, casters.	3177.00	2	118.4	13.27	Call
	PTFLOW60ADJC	60" flower x 26"-34"H, casters.	6398.00	1	130.3	11.22	Call
	PTHORSEADJC	60"W x 66"L x 26"-34"H, horseshoe, casters.	6104.00	2	85.2	11.52	Call
	PTNEST54ADJC	54" nest x 26"-34"H, casters.	2672.00	1	90.7	11.36	Call
	PTPIN60ADJC	60" pinwheel x 26"-34"H, casters.	3770.00	1	120.3	11.22	Call
	PTPOOLADJC	44"W x 65"L pool x 26"-34"H, casters.	6398.00	1	115.5	13.31	Call
	PTSL3054ADJC	30"W x 54"L x 26"-34"H, slide, casters.	2713.00	1	107.5	10.33	Call
	PTSL3060ADJC	30"W x 60"L x 26"-34"H, slide, casters.	3052.00	2	117.4	11.90	Call
	PTSWV54ADJC	54" swerve x 26"-34"H, casters.	3917.00	1	123.2	10.06	Call
	PTTRAP48ADJC	24"W x 48"L x 26"-34"H, trapezoid, casters.	1824.00	1	70.0	7.65	Call
	PTTRAP60ADJC	30"W x 60"L x 26"-34"H, trapezoid, casters.	2849.00	1	89.1	9.59	Call

### 26"-34"H, ADJUSTABLE LEGS, WITH TWO CASTERS

	PT2460ADJC2	24"W x 60"L x 26"-34"H, two casters.	2621.00	3	104.3	7.87	Call
	PT2472ADJC2	24"W x 72"L x 26"-34"H, two casters.	2716.00	3	115.3	8.16	Call
	PT3048ADJC2	30"W x 48"L x 26"-34"H, two casters.	2557.00	3	103.3	7.60	Call
	PT3060ADJC2	30"W x 60"L x 26"-34"H, two casters.	2651.00	2	117.6	9.78	Call
	PT3072ADJC2	30"W x 72"L x 26"-34"H, two casters.	2745.00	3	130.3	9.34	Call

### 33"-41"H, ADJUSTABLE LEGS

	PT2460CRADJSU	24"W x 60"L x 33"-41"H, crescent.	2636.00	2	177.7	13.28	Call
	PT3048ADJSU	30"W x 48"L x 33"-41"H.	2572.00	2	108.5	6.67	Call
	PT3060ADJSU	30"W x 60"L x 33"-41"H.	2666.00	2	124.5	7.41	Call
	PT3060CRADJSU	30"W x 60"L x 33"-41"H, crescent.	4093.00	2	138.1	7.69	Call
	PT3072ADJSU	30"W x 72"L x 33"-41"H.	2760.00	2	135.5	8.41	Call

Plateau Series continued on page 92.





# TABLES

SOLD IN FULL CARTONS ONLY

Model No.	Description	Unit Price F.O.B. Warehouse	No. of Ctns. Per Unit	Unit Weight	Unit Cube	Fed Ex.	Freight Class
-----------	-------------	-----------------------------------	-----------------------------	----------------	--------------	------------	------------------

## PLATEAU® SERIES TABLES continued

### 33"-41"H, ADJUSTABLE LEGS CONTINUED

PT4284RTADJSU	42"W x 84"L x 33"-41"H, racetrack.	3533.00	2	204.4	11.09		Call
PT4848ADJSU	48"W x 48"L x 33"-41"H, square.	2738.00	2	130.5	8.59		Call
PT48RADJSU	48" round x 33"-41"H, round.	2693.00	2	113.5	7.30		Call
PT60RADJSU	60" round x 33"-41"H, round.	3140.00	2	144.5	10.19		Call
PTCOOP72ADJSU	36"W x 72"L x 33"-41"H, cooperative.	3167.00	2	124.3	10.90		Call
PTFLOW60ADJSU	60" flower x 33"-41"H, flower.	6388.00	1	136.1	8.85		Call
PTHORSEADJSU	60"W x 66"L x 33"-41"H, horseshoe.	6094.00	2	172.9	14.14		Call
PTKID72ADJSU	48"W x 72"L x 33"-41"H, kidney-shaped.	3167.00	2	163.1	12.11		Call
PTNEST54ADJSU	54" nest x 33"-41"H, nest.	2662.00	1	96.5	8.99		Call
PTPIN60ADJSU	60" pinwheel x 33"-41"H, pinwheel.	3760.00	1	126.1	8.85		Call
PTPOOLADJSU	44"W x 65"L pool x 33"-41"H, pool.	6388.00	1	121.3	10.95		Call
PTSL3054ADJSU	30"W x 54"L x 33"-41"H, slide.	2703.00	1	113.3	7.97		Call
PTSL3060ADJSU	30"W x 60"L x 33"-41"H, slide.	3042.00	2	123.2	9.53		Call
PTSWV54ADJSU	54" swerve x 33"-41"H, swerve.	3907.00	1	129.0	7.69		Call
PTTRAP48ADJSU	24"W x 48"L x 33"-41"H, trapezoid.	1814.00	1	75.8	5.28		Call
PTTRAP60ADJSU	30"W x 60"L x 33"-41"H, trapezoid.	2839.00	1	95.0	7.22		Call

### 33"-41"H, ADJUSTABLE LEGS, CASTERS

PT2460CRADJCSU	24"W x 60"L x 33"-41"H, crescent, casters.	2686.00	2	177.6	13.28		Call
PT3048ADJCSU	30"W x 48"L x 33"-41"H, casters.	2622.00	2	108.4	6.67		Call
PT3060ADJCSU	30"W x 60"L x 33"-41"H, casters.	2716.00	2	124.4	7.41		Call
PT3060CRADJCSU	30"W x 60"L x 33"-41"H, crescent, casters.	4143.00	2	138.0	7.69		Call
PT3072ADJCSU	30"W x 72"L x 33"-41"H, casters.	2810.00	2	135.4	8.41		Call
PT4284RTADJCSU	42"W x 84"L x 33"-41"H, racetrack, casters.	3583.00	2	204.3	11.09		Call
PT4848ADJCSU	48"W x 48"L x 33"-41"H, square, casters.	2788.00	2	130.4	8.59		Call
PT48RADJCSU	48" round x 33"-41"H, round, casters.	2743.00	2	113.4	7.30		Call
PT60RADJCSU	60" round x 33"-41"H, round, casters.	3190.00	2	144.4	10.19		Call
PTCOOP72ADJCSU	36"W x 72"L x 33"-41"H, cooperative, casters.	3217.00	2	124.2	10.90		Call
PTFLOW60ADJCSU	60" flower x 33"-41"H, flower, casters.	6438.00	1	136.1	8.85		Call
PTHORSEADJCSU	60"W x 66"L x 33"-41"H, horseshoe, casters.	6144.00	2	172.8	14.14		Call
PTKID72ADJCSU	48"W x 72"L x 33"-41"H, kidney-shaped, casters.	3217.00	2	163.1	12.11		Call
PTNEST54ADJCSU	54" nest x 33"-41"H, nest, casters.	2712.00	1	96.4	8.99		Call
PTPIN60ADJCSU	60" pinwheel x 33"-41"H, pinwheel, casters.	3810.00	1	126.0	8.85		Call
PTPOOLADJCSU	44"W x 65"L pool x 33"-41"H, pool, casters.	6438.00	1	121.2	10.95		Call
PTSL3054ADJCSU	30"W x 54"L x 33"-41"H, slide, casters.	2753.00	1	113.2	7.97		Call
PTSL3060ADJCSU	30"W x 60"L x 33"-41"H, slide, casters.	3092.00	2	123.1	9.53		Call
PTSWV54ADJCSU	54" swerve x 33"-41"H, swerve, casters.	3957.00	1	128.9	7.69		Call
PTTRAP48ADJCSU	24"W x 48"L x 33"-41"H, trapezoid, casters.	1864.00	1	75.7	5.28		Call
PTTRAP60ADJCSU	30"W x 60"L x 33"-41"H, trapezoid, casters.	2889.00	1	94.9	7.22		Call

Plateau Series continued on page 93.



Products on this page are GREENGUARD® certified.

Virco®

# TABLES

SOLD IN FULL CARTONS ONLY

Model No.	Description	Unit Price F.O.B. Warehouse	No. of Ctns. Per Unit	Unit Weight	Unit Cube	Fed Ex.	Freight Class
-----------	-------------	-----------------------------------	-----------------------------	----------------	--------------	------------	------------------

## PLATEAU® SERIES TABLES continued

### Optional Accessories



PTLCASTER	4-pack of 2½" twin-wheel locking soft casters.	50.00	1	1.4	0.09	*	65
PTMODPNL5	Wire management modesty panels for 60"L tables. Char Black or Silver Mist.	1188.00	1	21.5	2.50		100
PTMODPNL6	Wire management modesty panels for 72"L tables. Char Black or Silver Mist.	1363.00	1	26.2	3.05		100
PTSTRAP	Wire management strap (4). Black.	261.00	1	0.2	0.02		70
T762ELECT	Electrical power strip/surge protector: 12' cord and 7 electrical outlets.	233.00	1	2.0	0.15		125
PTTRAY	Metal wire management tray.	309.00	1	3.0	0.24	*	70
PTTROUGH	4 channel wire chase. Black.	312.00	1	2.4	0.36		70
TKBMT24	15"D x 24½"W keyboard mouse tray. Black.	635.00	1	10.8	0.68	*	100
TKBMT19	15"D x 19½"W keyboard mouse tray. Black.	463.00	1	8.1	0.57	*	100
CPUCADDY	Mobile CPU holder. 19½"L x 10½"W x 10½"H. A cable lock is included with each unit to secure the CPU holder to a table leg. Supports a computer that is between 3" and 8" wide.	595.00	1	20.9	1.24		100

### HOW TO ORDER:

- Top, banding and frame finish colors are listed on pages xi-xii.
- To order, specify the model number, top, banding and frame finish color codes (e.g., PT307229-MPL385BRN38-GRY02).

## PLATEAU® SERIES LIBRARY & TECHNOLOGY TABLES

Models are available with 29" and 39" top heights. Models are available with an 1½" thick particleboard-core high-pressure laminate work surface with 1½" profile T-mold edge banding. A keel is attached where applicable and finished with molded plastic end caps. Legs are constructed of an aluminum die-cast connector, a leg tube, an aluminum die-cast glide insert, and a PVC extruded wire chase assembled to form a sturdy, decorative leg with wire management provisions. An adjustable ABS plastic glide with a 1" range enables table leveling; models ending in C2 have two legs with twin-wheel locking soft casters and two legs with adjustable glides; models ending in C have legs with twin-wheel locking soft casters. Selected work surfaces are equipped with one, two or three ABS plastic grommets measuring 6½" x 3". Each grommet has a removable ABS plastic lid. The lid's design enables wires to be passed through at each end of the grommet even when the lid is closed.

Options: (1) 4-pack of 2½" twin-wheel locking soft casters (model PTLCASTER). (2) Wire management modesty panels (model PTMODPNL5 for 60"L tables; model PTMODPNL6 for 72"L tables). (3) Electrical power strip/surge protector (model T762ELECT). (4) 4-channel wire chase (model PTTROUGH). (5) Wire management tray (model PTTRAY). (6) Wire management strap (Model PSTRAP). (7) 12" x 24" keyboard mouse tray (model TKBMT24). (8) Four-port data unit (NACR). The keel and leg assembly have a powder coat finish.

### 29" FIXED-HEIGHT



PT303029	30"W x 30"L x 29"H.	2409.00	2	61.0	4.30		Call
PT306029	30"W x 60"L x 29"H.	2596.00	2	107.0	6.90		Call
PT308429	30"W x 84"L x 29"H.	2782.00	2	142.0	8.64		Call
PT369029	36"W x 90"L x 29"H.	4613.00	3	195.0	13.44		Call
PT489629	48"W x 96"L x 29"H.	5077.00	3	241.0	15.79		Call

### 39" FIXED-HEIGHT



PT303039	30"W x 30"L x 39"H.	2449.00	3	87.0	5.75		Call
PT306039	30"W x 60"L x 39"H.	2636.00	3	133.0	8.43		Call
PT308439	30"W x 84"L x 39"H.	2822.00	3	168.0	10.08		Call

### 29" FIXED-HEIGHT WITH CASTERS



PT369029C2	36"W x 90"L x 29"H, 2 casters.	4638.00	3	197.5	14.88		Call
------------	--------------------------------	---------	---	-------	-------	--	------

### 29" FIXED-HEIGHT WITH GROMMETS



PT369029GR1	36"W x 90"L x 29"H, 1 grommet.	4640.00	4	195.5	13.50		Call
PT369029GR2	36"W x 90"L x 29"H, 2 grommets.	4667.00	4	195.5	13.50		Call
PT369029GR3	36"W x 90"L x 29"H, 3 grommets.	4694.00	5	196.0	13.56		Call
PT489629GR1	48"W x 96"L x 29"H, 1 grommet.	5104.00	4	241.5	15.85		Call
PT489629GR2	48"W x 96"L x 29"H, 2 grommets.	5131.00	4	241.5	15.85		Call
PT489629GR3	48"W x 96"L x 29"H, 3 grommets.	5158.00	5	242.0	15.91		Call

Plateau Series Library & Technology Tables continued on page 94.

# TABLES

SOLD IN FULL CARTONS ONLY

Model No.	Description	Unit Price F.O.B. Warehouse	No. of Ctns. Per Unit	Unit Weight	Unit Cube	Fed Ex.	Freight Class
-----------	-------------	-----------------------------------	-----------------------------	----------------	--------------	------------	------------------

## PLATEAU® SERIES LIBRARY & TECHNOLOGY TABLES continued

### 29" FIXED-HEIGHT WITH GROMMETS AND CASTERS

PT369029C2GR1	36"W x 90"L x 29"H, 1 grommet, 2 casters.	4665.00	4	198.0	14.94		Call
PT369029C2GR2	36"W x 90"L x 29"H, 2 grommets, 2 casters.	4692.00	4	198.0	14.94		Call
PT369029C2GR3	36"W x 90"L x 29"H, 3 grommets, 2 casters.	4719.00	5	198.5	15.00		Call

### 29" FIXED-HEIGHT TRAPEZOID AND HEX TOPS

PTTRAP8429	37"W x 84"L x 29"H, trapezoid.	4351.00	5	134.8	10.12		Call
PTTRAP8429S	37"W x 84"L x 29"H, trapezoid, PTSHELF46 shelf.	6368.00	8	178.8	16.85		Call
PTTRAP9629	42"W x 96"L x 29"H, trapezoid.	4829.00	5	159.8	11.96		Call
PTTRAP9629S	42"W x 96"L x 29"H, trapezoid, PTSHELF46 shelf.	6850.00	8	203.8	18.69		Call
PTHEX8429	74"W x 84"L x 29"H (two PTTRAP8429 ganged).	7718.00	8	256.3	18.85		Call
PTHEX8429S	74"W x 84"L x 29"H (two PTTRAP8429S ganged).	11576.00	13	344.5	32.29		Call
PTHEX9629	84"W x 96"L x 29"H (two PTTRAP9629 ganged).	8732.00	8	306.3	22.54		Call
PTHEX9629S	84"W x 96"L x 29"H (two PTTRAP9629S ganged).	12591.00	13	394.5	35.97		Call

### Optional Accessories

PTHVWC2	Wire-chase, 2' high-volume U-channel wire chase, top caps, and connecting sleeve.	361.00	1	8.0	0.60		70
PTHVWC3	Wire-chase, 3' high-volume U-channel wire chase, top caps, and connecting sleeve.	405.00	1	12.0	0.90		70
PTHVWCEND	End caps (2).	53.00	1	0.5	0.05		100
PTLCASTER	4-pack of 2½" twin-wheel locking soft casters.	50.00	1	1.4	0.09	*	65
PTMODPNL5	Wire management modesty panels for 60"L tables. Char Black or Silver Mist.	1188.00	1	21.5	2.50		100
PTMODPNL6	Wire management modesty panels for 72"L tables. Char Black or Silver Mist.	1363.00	1	26.2	3.05		100
PTSTRAP	Wire management strap (4). Black.	261.00	1	0.2	0.02		70
T762ELECT	Electrical power strip/surge protector: 12' cord and 7 electrical outlets.	233.00	1	2.0	0.15		125
PTTRAY	Metal wire management tray.	309.00	1	3.0	0.24	*	70
PTTROUGH	4 channel wire chase. Black.	312.00	1	2.4	0.36		70
TKBMT24	15"D x 24¾"W keyboard mouse tray. Black.	635.00	1	10.8	0.68	*	100
TKBMT19	15"D x 19¼"W keyboard mouse tray. Black.	463.00	1	8.1	0.57	*	100
NACR	NACR in-surface power/data port pops up to reveal a dynamic range of power and USB that allows users to charge tablets and/or other USB-friendly electronics. Two USB chargers and two power outlets. Gloss Black finish.	1247.00	1	2.5	0.19		125

### HOW TO ORDER:

- Laminate, banding and frame finish colors are listed on pages xi-xii.
- To order, specify the model number, top, banding and frame finish color codes (e.g., PT303039-MPL385BRN38-BLK01).
- When ordering a table that requires one or two NACR power/data ports:
- Add NACR as a separate line item to the order and specify the total number units needed for the order (quantity 1 or 2). Be sure to specify the number of units needed for the order. If you do not add NACR as a separate line item on the order, the order will ship without the item.



Products on this page are GREENGUARD® certified.

Virco®

# TABLES

SOLD IN FULL CARTONS ONLY

Model No.	Description	Unit Price F.O.B. Warehouse	No. of Ctns. Per Unit	Unit Weight	Unit Cube	Fed Ex.	Freight Class
-----------	-------------	-----------------------------------	-----------------------------	----------------	--------------	------------	------------------

## PLATEAU® SERIES MEDIA TABLES

Models are available with 29" fixed top height, a 26"-34" adjustable top height range, and a 33"-41" stand-up adjustable top height range. Models are available with a 1½" thick particleboard-core high-pressure laminate work surface with 1½" profile T-mold edge banding. Table tops feature two power/data ports (2 power/ 2 USB on each port). Legs consist of an aluminum die-cast connector and a tubular steel leg column with an aluminum die-cast glide insert. An adjustable glide with a 1" range enables table leveling; models including a C have legs with 2⅜" twin-wheel locking soft casters. Metal surfaces are available with a powder coat finish.

Optional Accessories: (1) Universal monitor/TV mount (model PTMTVM). (2) Wire management strap (Model PTSTRAP).

### RECTANGLE SHAPE TOPS

#### 29" FIXED-HEIGHT

PTM426029	42"W x 60"L x 29"H.	5962.00	4	138.9	9.94		Call
PTM427229	42"W x 72"L x 29"H.	6022.00	4	158.4	11.26		Call
PTM486029	48"W x 60"L x 29"H.	5977.00	4	151.2	9.94		Call
PTM487229	48"W x 72"L x 29"H.	6407.00	5	185.3	15.16		Call
PTM607229	60"W x 72"L x 29"H.	6522.00	5	214.8	17.19		Call
PTM609629	60"W x 96"L x 29"H.	7225.00	5	271.2	20.61		Call

#### 29" FIXED-HEIGHT WITH CASTERS

PTM426029C	42"W x 60"L x 29"H, casters.	6035.00	5	144.1	12.82		Call
PTM427229C	42"W x 72"L x 29"H, casters.	6095.00	5	163.6	14.14		Call
PTM486029C	48"W x 60"L x 29"H, casters.	6053.00	5	156.4	13.67		Call
PTM487229C	48"W x 72"L x 29"H, casters.	6482.00	6	190.5	18.04		Call
PTM607229C	60"W x 72"L x 29"H, casters.	6595.00	6	220.0	20.07		Call
PTM609629C	60"W x 96"L x 29"H, casters.	7300.00	6	276.4	23.49		Call

#### 26"-34" ADJUSTABLE-HEIGHT

PTM4260ADJ	42"W x 60"L x 26"-34"H.	6004.00	4	143.6	9.94		Call
PTM4272ADJ	42"W x 72"L x 26"-34"H.	6065.00	4	163.1	11.26		Call
PTM4860ADJ	48"W x 60"L x 26"-34"H.	6024.00	4	155.9	10.79		Call
PTM4872ADJ	48"W x 72"L x 26"-34"H.	6452.00	5	191.2	15.16		Call
PTM6072ADJ	60"W x 72"L x 26"-34"H.	6567.00	5	220.7	17.19		Call
PTM6096ADJ	60"W x 96"L x 26"-34"H.	7271.00	5	274.1	20.61		Call

#### 26"-34" ADJUSTABLE-HEIGHT WITH CASTERS

PTM4260ADJC	42"W x 60"L x 26"-34"H, casters.	6081.00	5	149.6	12.82		Call
PTM4272ADJC	42"W x 72"L x 26"-34"H, casters.	6142.00	5	169.1	14.14		Call
PTM4860ADJC	48"W x 60"L x 26"-34"H, casters.	6098.00	5	161.9	13.67		Call
PTM4872ADJC	48"W x 72"L x 26"-34"H, casters.	6528.00	6	197.4	18.04		Call
PTM6072ADJC	60"W x 72"L x 26"-34"H, casters.	6641.00	6	226.9	20.07		Call
PTM6096ADJC	60"W x 96"L x 26"-34"H, casters.	7343.00	6	284.7	23.49		Call

#### 33"- 41" ADJUSTABLE STAND-UP HEIGHT

PTM4260ADJSU	42"W x 60"L x 33"-41"H.	6064.00	4	155.4	10.45		Call
PTM4272ADJSU	42"W x 72"L x 33"-41"H.	6127.00	4	174.9	11.77		Call
PTM4860ADJSU	48"W x 60"L x 33"-41"H.	6083.00	4	167.7	11.30		Call
PTM4872ADJSU	48"W x 72"L x 33"-41"H.	6512.00	5	204.5	14.54		Call
PTM6072ADJSU	60"W x 72"L x 33"-41"H.	6625.00	5	233.9	16.57		Call
PTM6096ADJSU	60"W x 96"L x 33"-41"H.	7330.00	5	294.1	19.31		Call

Plateau Series Media Tables continued on page 96.

# TABLES

SOLD IN FULL CARTONS ONLY

Model No.	Description	Unit Price F.O.B. Warehouse	No. of Ctns. Per Unit	Unit Weight	Unit Cube	Fed Ex.	Freight Class
-----------	-------------	-----------------------------------	-----------------------------	----------------	--------------	------------	------------------

## PLATEAU® SERIES MEDIA TABLES continued

### 33"- 41" ADJUSTABLE STAND-UP HEIGHT WITH CASTERS

PTM4260ADJCSU	42"W x 60"L x 33"-41"H, casters.	6140.00	4	155.3	10.45		Call
PTM4272ADJCSU	42"W x 72"L x 33"-41"H, casters.	6201.00	4	174.8	11.77		Call
PTM4860ADJCSU	48"W x 60"L x 33"-41"H, casters.	6157.00	4	167.7	11.30		Call
PTM4872ADJCSU	48"W x 72"L x 33"-41"H, casters.	6588.00	5	204.4	14.54		Call
PTM6072ADJCSU	60"W x 72"L x 33"-41"H, casters.	6701.00	5	233.8	16.57		Call
PTM6096ADJCSU	60"W x 96"L x 33"-41"H, casters.	7402.00	5	293.9	19.99		Call

### PENINSULA SHAPE TOPS

#### 29" FIXED-HEIGHT

PTM4260P29	42"W x 60"L x 29"H, peninsula.	5962.00	4	130.7	9.94		Call
PTM4272P29	42"W x 72"L x 29"H, peninsula.	6022.00	4	149.8	11.26		Call
PTM4860P29	48"W x 60"L x 29"H, peninsula.	5977.00	4	142.8	10.79		Call
PTM4872P29	48"W x 72"L x 29"H, peninsula.	6407.00	5	174.3	15.16		Call
PTM6072P29	60"W x 72"L x 29"H, peninsula.	6522.00	5	194.7	17.19		Call
PTM6096P29	60"W x 96"L x 29"H, peninsula.	7225.00	5	252.6	20.61		Call

#### 29" FIXED-HEIGHT WITH CASTERS

PTM4260P29C	42"W x 60"L x 29"H, peninsula, casters.	6035.00	5	135.9	12.82		Call
PTM4272P29C	42"W x 72"L x 29"H, peninsula, casters.	6095.00	5	154.9	14.14		Call
PTM4860P29C	48"W x 60"L x 29"H, peninsula, casters.	6053.00	5	147.9	13.67		Call
PTM4872P29C	48"W x 72"L x 29"H, peninsula, casters.	6482.00	6	179.4	18.04		Call
PTM6072P29C	60"W x 72"L x 29"H, peninsula, casters.	6595.00	6	199.9	20.07		Call
PTM6096P29C	60"W x 96"L x 29"H, peninsula, casters.	7300.00	6	257.8	23.49		Call

#### 26"-34" ADJUSTABLE-HEIGHT

PTM4260PADJ	42"W x 60"L x 26"-34"H, peninsula.	6004.00	4	135.4	9.94		Call
PTM4272PADJ	42"W x 72"L x 26"-34"H, peninsula.	6065.00	4	154.4	11.26		Call
PTM4860PADJ	48"W x 60"L x 26"-34"H, peninsula.	6024.00	4	147.5	10.79		Call
PTM4872PADJ	48"W x 72"L x 26"-34"H, peninsula.	6452.00	5	180.1	15.16		Call
PTM6072PADJ	60"W x 72"L x 26"-34"H, peninsula.	6567.00	5	200.6	17.19		Call
PTM6096PADJ	60"W x 96"L x 26"-34"H, peninsula.	7271.00	5	259.6	20.61		Call

#### 26"-34" ADJUSTABLE-HEIGHT WITH CASTERS

PTM4260PADJC	42"W x 60"L x 26"-34"H, peninsula, casters.	6081.00	5	141.4	12.82		Call
PTM4272PADJC	42"W x 72"L x 26"-34"H, peninsula, casters.	6142.00	5	160.4	14.14		Call
PTM4860PADJC	48"W x 60"L x 26"-34"H, peninsula, casters.	6098.00	5	153.4	13.67		Call
PTM4872PADJC	48"W x 72"L x 26"-34"H, peninsula, casters.	6528.00	6	186.4	18.04		Call
PTM6072PADJC	60"W x 72"L x 26"-34"H, peninsula, casters.	6641.00	6	206.8	20.07		Call
PTM6096PADJC	60"W x 96"L x 26"-34"H, peninsula, casters.	7343.00	6	266.1	23.49		Call

#### 33"- 41" ADJUSTABLE STAND-UP HEIGHT

PTM4260PADJSU	42"W x 60"L x 33"-41"H, peninsula.	6064.00	4	147.2	10.45		Call
PTM4272PADJSU	42"W x 72"L x 33"-41"H, peninsula.	6127.00	4	166.3	11.77		Call
PTM4860PADJSU	48"W x 60"L x 33"-41"H, peninsula.	6083.00	4	159.3	11.30		Call
PTM4872PADJSU	48"W x 72"L x 33"-41"H, peninsula.	6512.00	5	193.4	14.54		Call
PTM6072PADJSU	60"W x 72"L x 33"-41"H, peninsula.	6625.00	5	213.9	16.57		Call
PTM6096PADJSU	60"W x 96"L x 33"-41"H, peninsula.	7330.00	5	275.5	19.99		Call

Plateau Series Media Tables continued on page 97.



Products on this page are GREENGUARD® certified.

Virco®



# TABLES

SOLD IN FULL CARTONS ONLY

Model No.	Description	Unit Price F.O.B. Warehouse	No. of Ctns. Per Unit	Unit Weight	Unit Cube	Fed Ex.	Freight Class
-----------	-------------	-----------------------------------	-----------------------------	----------------	--------------	------------	------------------

## PLATEAU® SERIES MEDIA TABLES continued

### 33"- 41" ADJUSTABLE STAND-UP HEIGHT WITH CASTERS

PTM4260PADJCSU	42"W x 60"L x 33"-41"H, peninsula, casters.	6140.00	4	147.2	10.45		Call
PTM4272PADJCSU	42"W x 72"L x 33"-41"H, peninsula, casters.	6201.00	4	166.2	11.77		Call
PTM4860PADJCSU	48"W x 60"L x 33"-41"H, peninsula, casters.	6157.00	4	159.2	11.30		Call
PTM4872PADJCSU	48"W x 72"L x 33"-41"H, peninsula, casters.	6588.00	5	193.3	14.54		Call
PTM6072PADJCSU	60"W x 72"L x 33"-41"H, peninsula, casters.	6701.00	5	233.8	16.57		Call
PTM6096PADJCSU	60"W x 96"L x 33"-41"H, peninsula, casters.	7402.00	5	275.4	19.99		Call

### Optional Accessories

PTMTVM	Universal monitor/TV mount. Supports up to a 52" monitor and a maximum monitor weight of 60 lbs. Mount offers 360-degree pivot and 105-degree tilt. Up to 400 x 400 VESA mounting plate. Monitor clamp adjusts to table-top thickness up to 2". Silver finish.	2289.00	1	16.1	0.38	*	100
PTSTRAP	Wire management strap (4). Black.	261.00	1	0.2	0.02		70

### HOW TO ORDER:

- Top, banding and frame finish colors are listed on pages xi-xii.
- To order, specify the model number, top, banding and frame finish color codes (e.g., PTM4260PADJCSU-OAK084BLK01-BLK01).

## WOOD-FRAME SCIENCE TABLES

Wood-frame, apron and legs, 30" fixed-height. Models are available with a heavy-duty, chemical-resistant epoxy resin top or an acid- and chemical-resistant Chemsurf® high-pressure laminate top. Table are equipped with four adjustable nylon glides; each table also includes four removable nylon boots.

Chemsurf Top: 1½" thick and consists of a medium-density fiberboard core with an acid- and chemical-resistant Chemsurf high-pressure laminate surface. Edges have a urethane-based Sure Edge® finish.

Epoxy Resin Top: 1" thick and consists of heavy-duty, heat- and chemical-resistant epoxy resin. The molded epoxy resin top is monolithic and non-porous. Wood components are finished with multiple coats of natural chemically resistant catalyzed varnish.

### CHEMSURF® LAMINATE TOPS

SCI244830CSAE	48"L x 24"W x 30"H.	2525.00	1	74.3	5.17		70
SCI245430CSAE	54"L x 24"W x 30"H.	2617.00	1	81.0	5.77		70
SCI246030CSAE	60"L x 24"W x 30"H.	2719.00	1	86.5	6.37		70
SCI306030CSAE	60"L x 30"W x 30"H.	2906.00	1	100.7	7.79		70

### EPOXY RESIN TOPS

SCI244830EP	48"L x 24"W x 30"H.	3942.00	1	124.6	5.17		70
SCI245430EP	54"L x 24"W x 30"H.	4224.00	1	137.2	5.77		70
SCI246030EP	60"L x 24"W x 30"H.	4512.00	1	149.5	6.37		70
SCI306030EP	60"L x 30"W x 30"H.	5236.00	1	179.4	7.79		70

### HOW TO ORDER:

- Top, edge, apron and leg color codes are listed below.
- To order Chemsurf laminate tops, specify the model number, top, apron and leg color (e.g., SCI246030CSAE-BLK577BLK01-MPL003).
- To order chemical-resistant epoxy resin tops, specify the model number top, apron and leg color (e.g., SCI244830EP-BLK01-OAK083).

Apron and Leg Colors:  
Maple-MPL003  
Natural Oak-OAK083

Chemsurf Laminate Top and Edge Color:  
Black-BLK577BLK01

Epoxy Resin Top Color:  
Black-BLK01



Products on this page, except wood-frame science tables, are GREENGUARD® certified.

# TABLES

SOLD IN FULL CARTONS ONLY

Model No.	Description	Unit Price F.O.B. Warehouse	No. of Ctns. Per Unit	Unit Weight	Unit Cube	Fed Ex.	Freight Class
-----------	-------------	-----------------------------------	-----------------------------	----------------	--------------	------------	------------------

## STEEL-FRAME SCIENCE TABLES

Steel-frame, apron and heavy-gauge tubular steel legs. Models are available with a heavy-duty, chemical-resistant epoxy resin top or an acid- and chemical-resistant Chemsurf® high-pressure laminate top. Four adjustable nylon glides. Metal surfaces are available chromed or with a powder coat finish.

Chemsurf® Top: 1½" thick and consists of a medium-density fiberboard core surfaced with an acid- and chemical-resistant Chemsurf high-pressure laminate surface. Edges have a urethane-based Sure Edge® finish.

Epoxy Resin Top: 1" thick and consists of heavy-duty, heat- and chemical-resistant epoxy resin. The molded epoxy resin top is monolithic and non-porous.

Optional configurations include the following:

- Adjustable Legs: 24" to 34" adjustable top height. Metal surfaces are available with a powder coat finish. Lower legs are chromed.
- Adjustable Legs with Casters: 24" to 34" adjustable top height. Metal surfaces are available with a powder coat finish. Lower legs are chromed.
- Chrome Apron and Chrome Legs: 30" fixed-height models with chromed apron and legs.

### CHEMSURF® TOP

S187230CSAE	72"W x 18"D x 30"H.	2081.00	2	72.5	4.25		Call
S206030CSAE	60"W x 20"D x 30"H.	2093.00	2	64.1	3.95		Call
S245430CSAE	54"W x 24"D x 30"H.	2185.00	2	69.5	4.13		Call
S246030CSAE	60"W x 24"D x 30"H.	2190.00	2	75.8	4.61		Call
S306030CSAE	60"W x 30"D x 30"H.	2284.00	2	89.6	5.62		Call
S307230CSAE	72"W x 30"D x 30"H.	2380.00	2	103.7	6.64		Call
S367230CSAE	72"W x 36"D x 30"H.	2473.00	2	119.2	7.84		Call

**Optional Configurations** - Available with an 8-week lead time unless stated otherwise.

Adjustable Legs - Add "ADJ" to model no. (e.g., S1872CSADJAE).	+ 30.00	
Adjustable Legs with Casters - Add "ADJC" to model no. (e.g., S1872CSADJCAE).	+ 80.00	
Chrome Apron and Chrome Legs - Add "CHRM" to model no. (e.g., S187230CSCHRM).	+ 40.00	

### EPOXY RESIN TOP

S187230EP	72"W x 18"D x 30"H.	3021.00	2	129.4	4.25		Call
S206030EP	60"W x 20"D x 30"H.	3033.00	2	120.4	3.95		Call
S245430EP	54"W x 24"D x 30"H.	3125.00	2	129.2	4.76		Call
S246030EP	60"W x 24"D x 30"H.	3131.00	2	141.8	5.32		Call
S306030EP	60"W x 30"D x 30"H.	3224.00	2	171.7	6.33		Call
S307230EP	72"W x 30"D x 30"H.	3319.00	2	198.2	6.64		Call
S367230EP	72"W x 36"D x 30"H.	3412.00	2	232.6	7.84		Call

**Optional Configurations** - Available with an 8-week lead time unless stated otherwise.

Chrome Apron and Chrome Legs - Add "CHRM" to model no. (e.g., S187230EPCHRM).	+ 40.00	
---	---------	--

### HOW TO ORDER:

- Top, edge, apron and leg color codes are listed below.
- To order, specify the model number, top, edge, apron and leg color codes (e.g., S245430EP-BLK01-BLK01-BLK01).

#### Apron and Leg Colors:

Char Black apron and Char Black legs-BLK01-BLK01

Char Black apron and Chrome legs-BLK01-CHRM

Chrome apron and Chrome legs-CHRM-CHRM

#### Chemsurf Laminate Top and Edge Color:

Black-BLK577BLK01

#### Epoxy Resin Top Color:

Black-BLK01

## SCIENCE LAB DEMONSTRATION TABLE

Science lab demonstration table, mobile, pump faucet and sink, four locking drawers, two cupboard spaces with locking doors, casters. Combination mirror/markerboard. 54"W x 30"D x 36"H. Natural Oak finish.

SCISINKDEMO	54"W x 30"D x 36"H.	20700.00	1	310.0	42.00		70
-------------	---------------------	----------	---	-------	-------	--	----

### HOW TO ORDER:

- To order, specify the model number (e.g., SCISINKDEMO-4342K-OAK083).



Products on this page, except science lab demonstration table, are GREENGUARD® certified.

Virco®

# TABLES

SOLD IN FULL CARTONS ONLY

Model No.	Description	Unit Price F.O.B. Warehouse	No. of Ctns. Per Unit	Unit Weight	Unit Cube	Fed Ex.	Freight Class
-----------	-------------	-----------------------------------	-----------------------------	----------------	--------------	------------	------------------

## TETRA™ SERIES TABLES

Tubular steel frame. Models are available with an 1½" thick particleboard-core high-pressure laminate work surface with 1½" profile T-mold edge banding. Models are available with powder coat finish upper legs and chrome lower legs or powder coat finish legs. Nylon adjustable glides. Optional steel-base glides are available. Optional Peg Backpack Hanger mounts on either side of table frame.

Optional configurations include 1, 2 or 3 factory installed 2¾" diameter ABS plastic grommets. ABS plastic grommets measuring 6¾" x 2½". Each grommet includes a hinged ABS plastic lid that, when opened, lays flat on the table's work surface.

### 20"W, 30" FIXED-HEIGHT

TR203230	20"W x 32"L x 30"H.	832.00	4	48.7	3.11		Call
TR203630	20"W x 36"L x 30"H.	924.00	3	49.3	3.00		Call
TR204230	20"W x 42"L x 30"H.	1015.00	3	55.6	3.38		Call
TR204830	20"W x 48"L x 30"H.	972.00	3	58.3	3.37		Call
TR205430	20"W x 54"L x 30"H.	1045.00	3	63.1	3.55		Call
TR206030	20"W x 60"L x 30"H.	1064.00	3	67.7	3.73		Call
TR207230	20"W x 72"L x 30"H.	1138.00	3	76.9	4.09		Call
TR208430	20"W x 84"L x 30"H.	1323.00	3	86.8	3.18		Call
TR209630	20"W x 96"L x 30"H.	1342.00	3	97.2	4.45		Call

### 24"W, 30" FIXED-HEIGHT

TR243630	24"W x 36"L x 30"H.	996.00	3	57.6	3.38		Call
TR244230	24"W x 42"L x 30"H.	1082.00	3	62.6	3.76		Call
TR244830	24"W x 48"L x 30"H.	1063.00	3	66.5	4.00		Call
TR245430	24"W x 54"L x 30"H.	1137.00	3	72.1	4.21		Call
TR246030	24"W x 60"L x 30"H.	1216.00	3	77.5	4.42		Call
TR247230	24"W x 72"L x 30"H.	1247.00	3	88.3	4.85		Call
TR248430	24"W x 84"L x 30"H.	1461.00	3	98.1	4.92		Call
TR249630	24"W x 96"L x 30"H.	1434.00	3	108.9	7.50		Call

### 30"W, 30" FIXED-HEIGHT

TR303630	30"W x 36"L x 30"H.	1064.00	3	70.0	4.97		Call
TR304230	30"W x 42"L x 30"H.	1091.00	3	75.9	4.93		Call
TR304830	30"W x 48"L x 30"H.	1149.00	3	80.8	5.53		Call
TR305430	30"W x 54"L x 30"H.	1273.00	3	87.7	5.79		Call
TR306030	30"W x 60"L x 30"H.	1263.00	3	94.1	6.05		Call
TR307230	30"W x 72"L x 30"H.	1348.00	3	107.2	6.56		Call

### 36"W, 30" FIXED-HEIGHT

TR363630	36"W x 36"L x 30"H.	1045.00	3	76.5	5.37		Call
TR364230	36"W x 42"L x 30"H.	1180.00	3	86.5	5.31		Call
TR364830	36"W x 48"L x 30"H.	1216.00	3	92.8	6.36		Call
TR365430	36"W x 54"L x 30"H.	1377.00	3	100.7	6.66		Call
TR366030	36"W x 60"L x 30"H.	1413.00	3	108.4	6.96		Call
TR367230	36"W x 72"L x 30"H.	1433.00	3	123.8	7.57		Call

### 20"W, 26"-34" ADJUSTABLE-HEIGHT

TR2036ADJ	20"W x 36"L x 26-34"H.	1012.00	3	53.3	3.00		Call
TR2042ADJ	20"W x 42"L x 26-34"H.	1103.00	3	59.6	3.38		Call
TR2048ADJ	20"W x 48"L x 26-34"H.	1057.00	3	62.3	3.37		Call
TR2054ADJ	20"W x 54"L x 26-34"H.	1131.00	4	67.1	3.55		Call
TR2060ADJ	20"W x 60"L x 26-34"H.	1155.00	3	71.7	3.73		Call
TR2072ADJ	20"W x 72"L x 26-34"H.	1227.00	3	81.0	4.09		Call
TR2084ADJ	20"W x 84"L x 26-34"H.	1411.00	3	90.8	3.18		Call
TR2096ADJ	20"W x 96"L x 26-34"H.	1428.00	3	101.2	4.45		Call

Tetra Series Tables continued on page 100.



Products on this page are GREENGUARD® certified.

# TABLES

SOLD IN FULL CARTONS ONLY

Model No.	Description	Unit Price F.O.B. Warehouse	No. of Ctns. Per Unit	Unit Weight	Unit Cube	Fed Ex.	Freight Class
-----------	-------------	-----------------------------------	-----------------------------	----------------	--------------	------------	------------------

## TETRA™ SERIES TABLES continued

### 24"W, 26"-34" ADJUSTABLE-HEIGHT

TR2436ADJ	24"W x 36"L x 26-34"H.	1084.00	3	61.6	3.38		Call
TR2442ADJ	24"W x 42"L x 26-34"H.	1170.00	3	66.6	3.76		Call
TR2448ADJ	24"W x 48"L x 26-34"H.	1153.00	3	70.5	4.00		Call
TR2454ADJ	24"W x 54"L x 26-34"H.	1226.00	3	76.1	4.21		Call
TR2460ADJ	24"W x 60"L x 26-34"H.	1305.00	3	81.5	4.42		Call
TR2472ADJ	24"W x 72"L x 26-34"H.	1336.00	3	92.3	4.85		Call
TR2484ADJ	24"W x 84"L x 26-34"H.	1550.00	3	102.1	4.92		Call
TR2496ADJ	24"W x 96"L x 26-34"H.	1525.00	3	112.9	7.50		Call

### 30"W, 26"-34" ADJUSTABLE-HEIGHT

TR3036ADJ	30"W x 36"L x 26-34"H.	1155.00	3	74.0	4.97		Call
TR3042ADJ	30"W x 42"L x 26-34"H.	1180.00	3	79.9	4.93		Call
TR3048ADJ	30"W x 48"L x 26-34"H.	1237.00	3	84.8	5.53		Call
TR3054ADJ	30"W x 54"L x 26-34"H.	1362.00	3	91.7	5.79		Call
TR3060ADJ	30"W x 60"L x 26-34"H.	1352.00	3	98.1	6.05		Call
TR3072ADJ	30"W x 72"L x 26-34"H.	1436.00	3	97.7	6.05		Call

### 36"W, 26"-34" ADJUSTABLE-HEIGHT

TR3636ADJ	36"W x 36"L x 26-34"H.	1131.00	3	80.5	5.37		Call
TR3642ADJ	36"W x 42"L x 26-34"H.	1270.00	3	90.5	5.31		Call
TR3648ADJ	36"W x 48"L x 26-34"H.	1305.00	3	96.8	6.36		Call
TR3654ADJ	36"W x 54"L x 26-34"H.	1466.00	3	104.7	6.66		Call
TR3660ADJ	36"W x 60"L x 26-34"H.	1501.00	3	112.4	6.96		Call
TR3672ADJ	36"W x 72"L x 26-34"H.	1522.00	3	127.8	7.57		Call

### Optional Configurations - Available with an 8-week lead time unless stated otherwise.

One Grommet - Add "GR1" to model no. (e.g., TR203630GR1). (Only available on 36"L and 42"L tables)	+ 27.00
Two Grommets - Add "GR2" to model no. (e.g., TR204830GR2). (Only available on 48"L, 54"L and 60"L tables)	+ 54.00
Three Grommets - Add "GR3" to model no. (e.g., TR208430GR3). (Only available on 72"L, 84"L and 96"L tables)	+ 81.00

### Optional Accessories

BHPEG1	Peg backpack hanger. Mounts on either side of table frame. Allows bags to hang on inside or outside of table frame. Available in Chrome only. 2 units per ctn.	150.00	1	1.1	0.09	*	70
TRBH	Backpack hanger. Available in Chrome only.	30.00	2	0.6	0.05	*	70
TKBMT19	Keyboard mouse tray. 15"D x 19 1/4"W. Black.	463.00	1	8.1	0.57	*	100
TKBMT24	Keyboard mouse tray. 15"D x 24 1/4"W. Black.	635.00	1	10.8	0.68	*	100
TKBMT27	Keyboard mouse tray. 15"D x 27 1/4"W. Black.	562.00	1	11.8	0.73	*	100
TKBMT29	Keyboard mouse tray. 15"D x 29"W. Black.	562.00	1	12.1	0.78	*	100
TRMP36	Perforated steel modesty panel for 36"L Tetra™ Series table.	315.00	1	8.4	0.32		70
TRMP42	Perforated steel modesty panel for 42"L Tetra™ Series table.	323.00	1	8.7	0.38		70
TRMP48	Perforated steel modesty panel for 48"L Tetra™ Series table.	374.00	1	10.3	0.44		70
TRMP54	Perforated steel modesty panel for 54"L Tetra™ Series table.	382.00	1	11.2	0.35		70
TRMP60	Perforated steel modesty panel for 60"L Tetra™ Series table.	395.00	1	12.7	0.56		70
TRMP72	Perforated steel modesty panel for 72"L Tetra™ Series table.	429.00	1	15.2	0.68		70
TRMP84	Perforated steel modesty panel for 84"L Tetra™ Series table.	443.00	1	17.3	0.79		70
TRMP96	Perforated steel modesty panel for 96"L Tetra™ Series table.	457.00	1	19.6	0.91		70

### HOW TO ORDER:

- Top, banding and frame finish colors and color codes are listed on pages xi-xii.
- To order, specify the model number, top, banding and frame finish color codes (e.g., TR3672ADJ-MPL385BRN38-GRY02).
- Glide Options: Steel-Base Glides - Add "SG" to model no. (e.g. TR203630SG).



Products on this page are GREENGUARD® certified.

Virco®

# TABLES

SOLD IN FULL CARTONS ONLY

Model No.	Description	Unit Price F.O.B. Warehouse	No. of Ctns. Per Unit	Unit Weight	Unit Cube	Fed. Ex.	Freight Class
-----------	-------------	-----------------------------------	-----------------------------	----------------	--------------	-------------	------------------

## TEXT® SERIES TABLES

Tubular steel frame. Models are available with an 1½" thick particleboard-core high-pressure laminate work surface with 1½" profile T-mold edge banding. Nylon glides. Optional felt-base glides are available.

Optional configurations include work surfaces that have an optional urethane-based Sure Edge® finish, an optional Dry Erase laminate, twin-wheel, locking swivel casters and 1 or 2 factory installed ABS plastic grommets measuring 6½" x 3". Each grommet has a removable ABS plastic lid. The lid's design enables wires to be passed through at each end of the grommet even when the lid is closed.

Available heights:

- 24" or 30" fixed-height. Metal surfaces are available with a powder coat finish.
- 26" to 34" adjustable top height. Metal surfaces are available with a powder coat finish. Lower legs are chromed.

### 24" FIXED-HEIGHT TABLES



TE20488Y24	20"W x 48"L x 24"H.	1073.00	5	62.0	3.45		Call
TE20548Y24	20"W x 54"L x 24"H.	1119.00	5	66.8	3.62		Call
TE20608Y24	20"W x 60"L x 24"H.	1165.00	5	71.8	3.80		Call
TE20728Y24	20"W x 72"L x 24"H.	1260.00	5	81.8	4.16		Call
TE24488Y24	24"W x 48"L x 24"H.	1110.00	5	68.4	4.08		Call
TE24548Y24	24"W x 54"L x 24"H.	1157.00	5	74.0	4.29		Call
TE24608Y24	24"W x 60"L x 24"H.	1202.00	5	79.8	4.49		Call
TE24728Y24	24"W x 72"L x 24"H.	1299.00	5	91.4	4.90		Call

### 30" FIXED-HEIGHT TABLES



TE20488Y30	20"W x 48"L x 30"H.	1110.00	5	61.5	3.75		Call
TE20548Y30	20"W x 54"L x 30"H.	1157.00	5	66.2	3.93		Call
TE20608Y30	20"W x 60"L x 30"H.	1202.00	5	71.2	4.11		Call
TE20728Y30	20"W x 72"L x 30"H.	1299.00	5	81.2	4.46		Call
TE24488Y30	24"W x 48"L x 30"H.	1146.00	5	70.2	4.44		Call
TE24548Y30	24"W x 54"L x 30"H.	1193.00	5	75.9	4.65		Call
TE24608Y30	24"W x 60"L x 30"H.	1243.00	5	81.6	4.86		Call
TE24728Y30	24"W x 72"L x 30"H.	1336.00	5	93.2	5.27		Call

### 26"-34" ADJUSTABLE-HEIGHT TABLES



TE20488YADJ	20"W x 48"L x 26"-34"H.	1036.00	5	62.9	3.45		Call
TE20548YADJ	20"W x 54"L x 26"-34"H.	1082.00	5	67.7	3.62		Call
TE20608YADJ	20"W x 60"L x 26"-34"H.	1129.00	5	72.7	3.80		Call
TE20728YADJ	20"W x 72"L x 26"-34"H.	1224.00	5	82.6	4.16		Call
TE24488YADJ	24"W x 48"L x 26"-34"H.	1073.00	5	71.7	4.08		Call
TE24548YADJ	24"W x 54"L x 26"-34"H.	1119.00	5	77.3	4.29		Call
TE24608YADJ	24"W x 60"L x 26"-34"H.	1165.00	5	83.1	4.49		Call
TE24728YADJ	24"W x 72"L x 26"-34"H.	1260.00	5	94.7	4.91		Call

### DOUBLE LEGS - 24" FIXED-HEIGHT TABLES



TE30368D24	30"W x 36"L x 24"H.	1299.00	5	74.0	4.45		Call
TE30488D24	30"W x 48"L x 24"H.	1391.00	5	85.8	5.00		Call
TE30548D24	30"W x 54"L x 24"H.	1438.00	5	92.7	5.25		Call
TE30608D24	30"W x 60"L x 24"H.	1486.00	5	99.5	5.50		Call
TE30728D24	30"W x 72"L x 24"H.	1579.00	5	113.3	6.01		Call
TE36488D24	36"W x 48"L x 24"H.	1450.00	5	95.3	5.37		Call
TE36548D24	36"W x 54"L x 24"H.	1354.00	5	103.2	5.67		Call
TE36608D24	36"W x 60"L x 24"H.	1638.00	5	111.3	5.97		Call
TE36728D24	36"W x 72"L x 24"H.	1730.00	5	127.4	6.57		Call

TEXT Series continued on page 102.



Products on this page are GREENGUARD® certified.



# TABLES

SOLD IN FULL CARTONS ONLY

Model No.	Description	Unit Price F.O.B. Warehouse	No. of Ctns. Per Unit	Unit Weight	Unit Cube	Fed Ex.	Freight Class
-----------	-------------	-----------------------------------	-----------------------------	----------------	--------------	------------	------------------

## TEXT® SERIES TABLES continued

### DOUBLE LEGS - 30" FIXED-HEIGHT TABLES

TE30368D30	30"W x 36"L x 30"H.	1316.00	5	77.5	4.89		Call
TE30488D30	30"W x 48"L x 30"H.	1428.00	5	89.2	5.45		Call
TE30548D30	30"W x 54"L x 30"H.	1476.00	5	96.1	5.70		Call
TE30608D30	30"W x 60"L x 30"H.	1525.00	5	103.0	5.95		Call
TE30728D30	30"W x 72"L x 30"H.	1617.00	5	116.8	6.46		Call
TE36488D30	36"W x 48"L x 30"H.	1486.00	5	98.8	5.82		Call
TE36548D30	36"W x 54"L x 30"H.	1579.00	5	106.7	6.12		Call
TE36608D30	36"W x 60"L x 30"H.	1675.00	5	114.7	6.42		Call
TE36728D30	36"W x 72"L x 30"H.	1767.00	5	130.9	7.02		Call

### DOUBLE LEGS - 26"-34" ADJUSTABLE-HEIGHT TABLES

TE30368DADJ	30"W x 36"L x 26"-34"H.	1260.00	5	80.6	4.45		Call
TE30488DADJ	30"W x 48"L x 26"-34"H.	1354.00	5	92.4	5.00		Call
TE30548DADJ	30"W x 54"L x 26"-34"H.	1400.00	5	99.2	5.25		Call
TE30608DADJ	30"W x 60"L x 26"-34"H.	1450.00	5	106.1	5.50		Call
TE30728DADJ	30"W x 72"L x 26"-34"H.	1542.00	5	119.9	6.01		Call
TE36488DADJ	36"W x 48"L x 26"-34"H.	1411.00	5	101.9	5.37		Call
TE36548DADJ	36"W x 54"L x 26"-34"H.	1504.00	5	109.8	5.67		Call
TE36608DADJ	36"W x 60"L x 26"-34"H.	1600.00	5	117.9	5.97		Call
TE36728DADJ	36"W x 72"L x 26"-34"H.	1694.00	5	134.0	6.57		Call

### SEMINAR TABLES - 30" FIXED-HEIGHT TABLES

TS20368Y30	20"W x 36"L x 30"H.	1015.00	5	51.4	3.39		Call
TS20488Y30	20"W x 48"L x 30"H.	1110.00	5	61.4	3.75		Call
TS20548Y30	20"W x 54"L x 30"H.	1157.00	5	66.2	3.93		Call
TS20608Y30	20"W x 60"L x 30"H.	1299.00	5	71.2	4.11		Call
TS20728Y30	20"W x 72"L x 30"H.	1299.00	5	81.1	4.46		Call
TS24368Y30	24"W x 36"L x 30"H.	1054.00	5	57.8	3.39		Call
TS24488Y30	24"W x 48"L x 30"H.	1146.00	5	67.8	4.00		Call
TS24548Y30	24"W x 54"L x 30"H.	1193.00	5	73.4	4.21		Call
TS24608Y30	24"W x 60"L x 30"H.	1243.00	5	79.2	4.42		Call
TS24728Y30	24"W x 72"L x 30"H.	1336.00	5	90.7	4.83		Call

### SEMINAR TABLES - 26"-34" ADJUSTABLE-HEIGHT TABLES

TS20368YADJ	20"W x 36"L x 26"-34"H.	941.00	5	52.9	3.09		Call
TS20488YADJ	20"W x 48"L x 26"-34"H.	1036.00	5	62.8	3.45		Call
TS20548YADJ	20"W x 54"L x 26"-34"H.	1082.00	5	67.6	3.62		Call
TS20608YADJ	20"W x 60"L x 26"-34"H.	1129.00	5	72.6	3.80		Call
TS20728YADJ	20"W x 72"L x 26"-34"H.	1224.00	5	82.6	4.16		Call
TS24368YADJ	24"W x 36"L x 26"-34"H.	977.00	5	59.3	3.09		Call
TS24488YADJ	24"W x 48"L x 26"-34"H.	1073.00	5	69.2	3.70		Call
TS24548YADJ	24"W x 54"L x 26"-34"H.	1119.00	5	74.8	3.90		Call
TS24608YADJ	24"W x 60"L x 26"-34"H.	1165.00	5	80.6	4.11		Call
TS24728YADJ	24"W x 72"L x 26"-34"H.	1260.00	5	92.2	4.53		Call

TEXT Series continued on page 103.



Products on this page are GREENGUARD® certified.

Virco®

# TABLES

SOLD IN FULL CARTONS ONLY

Model No.	Description	Unit Price F.O.B. Warehouse	No. of Ctns. Per Unit	Unit Weight	Unit Cube	Fed Ex.	Freight Class
-----------	-------------	-----------------------------------	-----------------------------	----------------	--------------	------------	------------------

## TEXT® SERIES TABLES continued

### SEMINAR TABLES WITH T-LEGS - 30" FIXED-HEIGHT TABLES

TS24368T30	24"W x 36"L x 30"H.	1054.00	5	57.2	3.09		Call
TS24488T30	24"W x 48"L x 30"H.	1146.00	5	65.7	4.00		Call
TS24548T30	24"W x 54"L x 30"H.	1193.00	5	73.8	4.27		Call
TS24608T30	24"W x 60"L x 30"H.	1243.00	5	77.1	4.42		Call
TS24728T30	24"W x 72"L x 30"H.	1336.00	5	88.7	4.83		Call

### SEMINAR TABLES WITH T-LEGS - 26"-34" ADJUSTABLE-HEIGHT TABLES

TS24368TADJ	24"W x 36"L x 26"-34"H.	977.00	5	57.2	3.09		Call
TS24488TADJ	24"W x 48"L x 26"-34"H.	1073.00	5	67.2	3.70		Call
TS24548TADJ	24"W x 54"L x 26"-34"H.	1119.00	5	72.8	3.90		Call
TS24608TADJ	24"W x 60"L x 26"-34"H.	1165.00	5	78.6	4.11		Call
TS24728TADJ	24"W x 72"L x 26"-34"H.	1260.00	5	90.1	4.53		Call

### Optional Configurations - Available with an 8-week lead time unless stated otherwise.

One Grommet - Add "GR1" to model no. (e.g., TE30368D24GR1). (Only available on 36"L tables).	+ 27.00	
Two Grommets - Add "GR2" to model no. (e.g., TS24728TADJGR2). (Only available on 48"L, 54"L, 60"L and 72"L tables).	+ 54.00	
Casters - Add "C" to model no. (e.g., TE20488Y30C). (Only available on 30" fixed-height tables).	+ 50.00	
Sure Edge Finish - Add "AE" to model no. (e.g., TE20488Y24AE).	Add 15% to the base model no. See How to Order for more info.	
Dry Erase Laminate - Add "DE" to model no. (e.g., TE20488DEY24).	Add 15% to the base model no. See How to Order for more info.	

### Optional Accessories

CPUCADDY	Mobile CPU holder. 19½"L x 10¾"W x 10½"H. A cable lock is included with each unit to secure the CPU holder to a table leg. Supports a computer that is between 3" and 8" wide.	595.00	1	20.9	1.24		100
TEXTCPU	Adjustable CPU holder, designed to allow leg-mounting of a computer central processing unit (CPU) on a TEXT Series adjustable- or fixed-height table. Variable width adjustment to support CPUs between 3½" to 7½" wide.	737.00	1	11.2	0.28	*	100
TGANG	Gang device to link two TEXT tables together.	35.00	1	1.7	0.05	*	100
TKBMT24	Keyboard mouse tray. 15"D x 24¾"W. Black.	635.00	1	10.8	0.68	*	100
TKBMT27	Keyboard mouse tray. 15"D x 27¾"W. Black.	562.00	1	11.8	0.73	*	100
TKBMTC27	Keyboard mouse tray, curved. 12" x 27". Black.	579.00	1	10.2	0.73	*	100
NACR	NACR in-surface power/data port pops up to reveal a dynamic range of power and USB that allows users to charge tablets and/or other USB-friendly electronics. Two USB chargers and two power outlets. Gloss Black finish.	1247.00	1	2.5	0.19		125
TLCASTER	4-pack of twin-wheel, 3" diameter casters for use with TEXT tables. Please note: these casters add 3" to the top height of TEXT tables.	50.00	1	2.0	0.09	*	65
TMOD27	Perforated steel modesty panel for use with 27" long TEXT student desks.	251.00	1	4.4	0.88	*	100
TMOD36	Perforated steel modesty panel for use with 36" long TEXT tables.	266.00	1	5.9	0.88	*	100
TMOD48	Perforated steel modesty panel for use with 48" long TEXT tables.	303.00	1	7.9	0.88	*	100
TMOD54	Perforated steel modesty panel for use with 54" long TEXT tables.	327.00	1	9.3	1.28	*	100
TMOD60	Perforated steel modesty panel for use with 60" long TEXT tables.	374.00	1	10.3	1.28	*	100
TMOD72	Perforated steel modesty panel for use with 72" long TEXT tables.	429.00	1	12.6	1.28	*	100

TEXT Series continued on page 104.



Products on this page are GREENGUARD® certified.

# TABLES

SOLD IN FULL CARTONS ONLY

Model No.	Description	Unit Price F.O.B. Warehouse	No. of Ctns. Per Unit	Unit Weight	Unit Cube	Fed Ex.	Freight Class
-----------	-------------	-----------------------------------	-----------------------------	----------------	--------------	------------	------------------

## TEXT® SERIES TABLES continued

TWC12	Wire chase unit for adjustable-height TEXT tables. Attaches to table leg to channel wires and cables from a TEXT wire management tray to the floor.	65.00	1	0.3	0.03	*	70
TWC16	Wire chase unit for fixed-height TEXT tables. Attaches to table leg to channel wires and cables from a TEXT wire management tray to the floor.	81.00	1	0.4	0.03	*	70
TWMB	Wire management bridge tray and TGANG table gang for use with TEXT tables to feed wires and cables from one table's TEXT wire management tray to the next.	162.00	1	4.0	0.23	*	Call
TWMT36	Wire management tray for 36"W TEXT tables.	307.00	1	6.8	0.70	*	100
TWMT48	Wire management tray for 48"W TEXT tables.	371.00	1	9.0	0.70	*	100
TWMT54	Wire management tray for 54"W TEXT tables.	413.00	1	11.0	0.70	*	100
TWMT60	Wire management tray for 60"W TEXT tables.	450.00	1	14.7	0.97	*	100
TWMT72	Wire management tray for 72"W TEXT tables.	494.00	1	15.9	0.97	*	100
UPDRW	Plastic pencil drawer, 13"D x 22"W x 2"H. Black.	647.00	1	5.0	0.47	*	100
UPDRWL	Plastic pencil drawer with lock, 13"D x 22"W x 2"H. Black.	660.00	1	5.0	0.47	*	100
ZBOX	Plastic book box with integral pencil tray. 19½"W x 17"D x 4¼"H.	30.00	2	3.0	0.61	*	70
ZBH	Backpack hanger. Available in Chrome only. 2 units per ctn.	30.00	2	0.6	0.05	*	70
ZBR	Wire book basket. 18"W x 15"D x 4"H. Available in Chrome only. 2 units per ctn.	45.00	2	2.9	0.61	*	70
ZBRT	Wire book basket with plastic pencil tray. 18"W x 15"D x 4"H. Available in Chrome only. 2 units per ctn.	75.00	2	4.0	0.61	*	70

### HOW TO ORDER:

- Top, banding and frame finish colors are listed on pages xi-xii.
- To order, specify the model number, top, banding and frame finish color codes (e.g., TS24368T30-MPL385BRN38-GRY02).
- Glide Options: Felt-Base Glides - Add "FG" to model no. (e.g. TS24368T30FG).
- Dry Erase and Sure Edge Finish Options: Add 15% to the base model no. (Example: If the base model TE20488Y24 list price is \$365.00, then the price will be \$420.00 (rounded to the nearest dollar).
- When ordering a TEXT Series Table that requires one or two grommets:
  - Specify GR1 for one grommet, or GR2 for two grommets, at the end of the corresponding model number (Example: TS24368T30GR1).
  - Grommet cut-outs must be ordered at the time you place the initial order for your table or desk. Grommet hole cutouts can no longer be done in the field.
- When ordering a TEXT Series Table that requires one or two NACR power/data ports:
  - Add NACR as a separate line item to the order and specify the total number units needed for the order (quantity 1 or 2). Be sure to specify the number of units needed for the order. If you do not add NACR as a separate line item to the order, the order will ship without the item.

## TEXT® SERIES TABLES WITH POST-FORMED TOPS

Tubular steel frame. Available with a particleboard-core high-pressure laminate work surface with front and back sides post-formed to a full radius, two grommets, two wire management trays and a modesty panel. Ends have 3 mil. PVC edge banding. Work surfaces are equipped with two ABS plastic grommets measuring 6<sup>15</sup>/<sub>16</sub>" x 3". Each grommet has a hinged ABS plastic lid that, when closed, lies flat on the table's work surface. The lid's design enables wires to be passed through each end of the grommet even when the lid is closed. Adjustable top height range of 26" to 34". Four adjustable nylon glides. Optional felt-base glides are available. The upper legs are available with a powder coat finish. The lower legs are chromed.

TP2460AGMTR	24"W x 60"L x 26"-34"H.	3008.00	8	98.9	6.26		Call
TP2472AGMTR	24"W x 72"L x 26"-34"H.	3227.00	8	112.9	6.68		Call
TP3060AGMTR	30"W x 60"L x 26"-34"H.	3402.00	8	121.9	7.28		Call
TP3072AGMTR	30"W x 72"L x 26"-34"H.	3705.00	8	138.1	7.78		Call

### HOW TO ORDER:

- Laminate and frame finish colors are listed on pages xi-xii.
- To order, specify the model number, top, and frame finish color codes (e.g., TP2460AGMTR-MPL385-GRY02).
- Glide Options: Felt-Base Glides - Add "FG" to model no. (e.g. TP2460AGMTRFG).

TEXT Series continued on page 105.



Products on this page are GREENGUARD® certified.

Virco®

# TABLES

SOLD IN FULL CARTONS ONLY

Model No.	Description	Unit Price F.O.B. Warehouse	No. of Ctns. Per Unit	Unit Weight	Unit Cube	Fed Ex.	Freight Class
-----------	-------------	-----------------------------------	-----------------------------	----------------	--------------	------------	------------------

## TEXT® SERIES HINGED WIRE TROUGH TABLES

Tubular steel frame. Models feature a convenient 6" deep hinged wire trough for enhanced wire and cable management. Because the wire trough has a hinged rear door, all tables have an uninterrupted work surface. Optional left-side and right-side end caps are available, as is an optional power port that mounts beneath the work surface. Models are available with an 1½" thick particleboard-core high-pressure laminate work surface with a T-mold edge banding. Depending on its dimensions, the work surface has one or two scalloped wire management cut outs for ease of passing wires and cables into the wire trough. Adjustable top height range of 26" to 34". Four adjustable nylon glides. Optional felt-base glides are available. The upper legs are available with a powder coat finish. The lower legs are chromed.

Optional Accessories:

Optional Power port, power only, specify REVEAL. Optional 2-pack of wire trough end caps, specify THEC. Optional 4-pack of twin-wheel, locking swivel casters, specify: TLCASTER. NOTE: Model TLCASTER adds 3" to the top height of TEXT tables.

TH24368YADJ	24"W x 36"L x 26"-34"H.	1585.00	6	75.6	5.02		Call
TH24488YADJ	24"W x 48"L x 26"-34"H.	1703.00	6	91.9	5.63		Call
TH24548YADJ	24"W x 54"L x 26"-34"H.	2091.00	6	102.1	6.77		Call
TH24608YADJ	24"W x 60"L x 26"-34"H.	2142.00	6	111.7	6.98		Call
TH24728YADJ	24"W x 72"L x 26"-34"H.	2204.00	6	127.7	7.39		Call
TH30368DADJ	30"W x 36"L x 26"-34"H.	1848.00	6	95.9	5.99		Call
TH30488DADJ	30"W x 48"L x 26"-34"H.	1883.00	6	111.8	6.55		Call
TH30548DADJ	30"W x 54"L x 26"-34"H.	2335.00	6	124.0	7.73		Call
TH30608DADJ	30"W x 60"L x 26"-34"H.	2389.00	6	134.7	7.99		Call
TH30728DADJ	30"W x 72"L x 26"-34"H.	2493.00	6	153.4	8.49		Call

## Optional Accessories

REVEAL	Power port, power only, 4 each 15 Amp simplexes; underneath top; slides on ball bearing track, 3¼" travel; locks into place; slides back when stowed; 6' power cord. Available in Char Black (BLK01) and Silver Mist (GRY02).	1416.00	1	2.0	0.35	*	100
TLCASTER	4-pack of twin-wheel, 3" diameter casters for use with TEXT tables. Please note: these casters add 3" to the top height of TEXT tables.	50.00	1	2.0	0.09	*	65
THEC	End caps for Wire Trough Tables.	157.00	1	1.3	0.09		100

## HOW TO ORDER:

- Top, banding and frame finish colors are listed on pages xi-xii.
- To order, specify the model number, top, banding and frame finish color codes (e.g., TH24368YADJ-MPL385BRN38-GRY02).
- Glide Options: Felt-Base Glides - Add "FG" to model no. (e.g. TH24368YADJFG).

## TEXT® SERIES TILT-TOP AND SLIDE TABLES

Tubular steel frame. The top has the ability to tilt from a horizontal to a vertical position by means of locking hinge mechanisms that are hand-actuated by a single release mechanism. Additionally, each table comes with casters for quick mobile set-ups. Models are available with an 1½" thick particleboard-core high-pressure laminate work surface with 1½" profile T-mold edge banding. Metal surfaces are available with a powder coat finish. Four heavy-duty, locking, plastic casters. Optional configurations include work surfaces that have an optional urethane-based Sure Edge® finish and an optional Dry Erase laminate.

## TILT-TOP 30" FIXED-HEIGHT TABLES

TT2042830	20"W x 42"L x 30"H.	2313.00	6	60.1	4.12		Call
TT2048830	20"W x 48"L x 30"H.	2409.00	6	64.9	4.13		Call
TT2060830	20"W x 60"L x 30"H.	2502.00	6	77.2	4.60		Call
TT2072830	20"W x 72"L x 30"H.	2596.00	6	88.0	4.99		Call
TT2442830	24"W x 42"L x 30"H.	2409.00	6	66.9	4.50		Call
TT2448830	24"W x 48"L x 30"H.	2502.00	6	72.5	4.51		Call
TT2460830	24"W x 60"L x 30"H.	2596.00	6	86.2	4.98		Call
TT2472830	24"W x 72"L x 30"H.	2690.00	6	98.5	5.37		Call
TT3042830	30"W x 42"L x 30"H.	2502.00	6	77.7	5.22		Call
TT3048830	30"W x 48"L x 30"H.	2596.00	6	84.4	5.23		Call
TT3060830	30"W x 60"L x 30"H.	2690.00	6	103.3	5.73		Call
TT3072830	30"W x 72"L x 30"H.	2782.00	6	117.3	6.16		Call

TEXT Series Tilt-Top and Slide Tables continued on page 106.

# TABLES

SOLD IN FULL CARTONS ONLY

Model No.	Description	Unit Price F.O.B. Warehouse	No. of Ctns. Per Unit	Unit Weight	Unit Cube	Fed Ex.	Freight Class
-----------	-------------	-----------------------------------	-----------------------------	----------------	--------------	------------	------------------

## TEXT® SERIES TILT-TOP AND SLIDE TABLES continued

### TILT-TOP 24"-32" ADJUSTABLE-HEIGHT TABLES

TT20428ADJ	20"W x 42"L x 24"-32"H.	2241.00	6	62.1	4.21		Call
TT20488ADJ	20"W x 48"L x 24"-32"H.	2335.00	6	66.9	4.22		Call
TT20608ADJ	20"W x 60"L x 24"-32"H.	2428.00	6	79.2	4.69		Call
TT20728ADJ	20"W x 72"L x 24"-32"H.	2525.00	6	99.0	5.08		Call
TT24428ADJ	24"W x 42"L x 24"-32"H.	2335.00	6	68.8	4.61		Call
TT24488ADJ	24"W x 48"L x 24"-32"H.	2428.00	6	74.4	4.62		Call
TT24608ADJ	24"W x 60"L x 24"-32"H.	2525.00	6	88.1	5.10		Call
TT24728ADJ	24"W x 72"L x 24"-32"H.	2615.00	6	100.4	5.48		Call
TT30428ADJ	30"W x 42"L x 24"-32"H.	2426.00	6	79.9	5.36		Call
TT30488ADJ	30"W x 48"L x 24"-32"H.	2519.00	6	86.5	5.37		Call
TT30608ADJ	30"W x 60"L x 24"-32"H.	2615.00	6	105.4	5.87		Call
TT30728ADJ	30"W x 72"L x 24"-32"H.	2707.00	6	119.4	6.29		Call

### SLIDE TABLES - 30" FIXED-HEIGHT TABLES

TTSLD3048830	30"W x 48"L x 30"H.	2898.00	6	82.7	5.55		Call
TTSLD3060830	30"W x 60"L x 30"H.	3003.00	6	97.8	5.57		Call

### SLIDE TABLES - 24"-32" ADJUSTABLE-HEIGHT TABLES

TTSLD30488ADJ	30"W x 48"L x 24"-32"H.	2823.00	6	84.6	5.66		Call
TTSLD30608ADJ	30"W x 60"L x 24"-32"H.	2928.00	6	99.7	5.68		Call

**Optional Configurations** - Available with an 8-week lead time unless stated otherwise.

Sure Edge Finish - Add "AE" to model no. (e.g., TTSLD3048830AE).	Add 15% to the base model no. See How to Order for more info.
Dry Erase Laminate - Add "DE" to model no. (e.g., TTSLD30488DE30).	Add 15% to the base model no. See How to Order for more info.

#### HOW TO ORDER:

- Top, banding and frame finish colors are listed on pages xi-xii.
- To order, specify the model number, top, banding and frame finish color codes (e.g., TTSLD3048830-MPL385BRN38-GRY02).
- Dry Erase and Sure Edge Finish Options: Add 15% to the base model no. (Example: If the base model TT2042830 list price is \$365.00, then the price will be \$420.00 (rounded to the nearest dollar).

## TILT-TOP TRAINING TABLES

Tubular steel frame. The top has the ability to tilt from a horizontal to a vertical position by means of lock bar mechanism that is hand-actuated with a single release. Additionally, each table comes standard with four twin-wheel locking soft casters for quick mobile set-ups. Models are available with an 1½" thick particleboard-core high-pressure laminate work surface with 1½" profile T-mold edge banding. Work surfaces come standard with two Black ABS plastic grommets. Each grommet includes a removable ABS plastic cover and two wire pass-through openings at each end. Metal surfaces are available with a Char Black powder coat finish only. Optional configurations include work surfaces that have an optional urethane-based Sure Edge® finish and an optional Dry Erase laminate.

VTT2460	24"W x 60"L x 30"H.	1725.00	1	95.1	8.97		92.5
VTT2472	24"W x 72"L x 30"H.	1840.00	1	109.3	10.59		92.5

**Optional Configurations** - Available with an 8-week lead time unless stated otherwise.

Sure Edge Finish - Add "AE" to model no. (e.g., VTT2460AE).	Add 15% to the base model no. See How to Order for more info.
Dry Erase Laminate - Add "DE" to model no. (e.g., VTT2460DE).	Add 15% to the base model no. See How to Order for more info.

#### HOW TO ORDER:

- Top and banding colors are listed on pages xi-xii. The frame is only available in Char Black.
- To order, specify the model number, top, banding and frame finish color codes (e.g., VTT2460-MPL385BRN38-BLK01).
- Dry Erase and Sure Edge Finish Options: Add 15% to the base model no. (Example: If the base model VTT2460 list price is \$365.00, then the price will be \$420.00 (rounded to the nearest dollar).



Products on this page are GREENGUARD® certified.

Virco®

# STORAGE

SOLD IN FULL CARTONS ONLY

Model No.	Description	Unit Price F.O.B. Warehouse	Units Per Carton	Unit Weight	Unit Cube	Fed Ex.	Freight Class
-----------	-------------	-----------------------------------	------------------------	----------------	--------------	------------	------------------

## 53 SERIES - LATERAL FILES

Lateral files come in 2-drawer, 4-drawer and 5-drawer models that are available in 42", 36" and 30" widths. All models are equipped with: deluxe steel ball bearing slides; an integral lock that controls all drawers; an interlock system that enhances safety by allowing only one drawer to be opened at a time. A counterweight is included with each lateral file model to help prevent tipping when drawers are fully extended. Lateral files are equipped with full-extension heavy-duty steel ball-bearing slides on all drawers and integrated drawer pulls. A core-removable lock secures all drawers with one lock assembly ("gang locking"). A Keyed-Alike option is available. By choosing the Keyed-Alike option, customers can purchase lock cores for multiple lateral file units, and for other selected Virco models with locks, that open by means of a single key. Metal surfaces are available with a powder coat finish. An optional conversion bar kit, consisting of four powder coated steel bars, enables lateral files to accommodate legal size and letter size documents from front to back, rather than from side to side. For an optional conversion bar kit, specify model CBKLF. Optional drawer divider kit, consisting of one powder coated steel drawer divider, is available to help organize lateral file drawers. For an optional drawer divider kit, specify model 53LFDD.



53LF302D	30"W x 18"D x 28"H, 2-drawer.	4279.00	1	122.5	10.63		100
53LF304D	30"W x 18"D x 52"H, 4-drawer.	6952.00	1	192.0	19.53		100
53LF305D	30"W x 18"D x 64"H, 5-drawer.	8775.00	1	230.0	23.97		100
53LF362D	36"W x 18"D x 28"H, 2-drawer.	4756.00	1	136.7	12.77		100
53LF364D	36"W x 18"D x 52"H, 4-drawer.	7285.00	1	210.2	23.45		100
53LF365D	36"W x 18"D x 64"H, 5-drawer.	9229.00	1	251.2	28.79		100
53LF422D	42"W x 18"D x 28"H, 2-drawer.	3638.00	1	147.3	14.67		100
53LF424D	42"W x 18"D x 52"H, 4-drawer.	5891.00	1	227.3	26.94		100
53LF425D	42"W x 18"D x 64"H, 5-drawer.	7560.00	1	272.3	33.07		100

## Optional Accessories

CBKLF	Conversion Bar Kit, four powder coated steel bars enable lateral files to accommodate legal size and letter size documents from front to back, rather than from side to side.	120.00	1	1.1	0.00		70
53LFDD	Drawer Divider Kit, steel drawer divider.	58.00	1	1.4	0.03		70
53FKEY	Keyed-alike lock core tumbler; includes 2 keys; one change-out control key for each keyed-alike area.	253.00	1	0.1	0.09		Call
MMKEY	Master key for keyed-alike lock core. (includes two keys).	50.00	1	0.3	0.09	*	70

**IMPORTANT:** When ordering, indicate the number of keyed-alike cores by referencing the number in terms of a "pack." For example, if you want all the locks in a room keyed-alike, count the number of locks and indicate that number next to the model number as a pack (i.e. 53FKEY-8). You would receive 8 lock core tumblers with the same code, 2 keys for each lock, and 1 change-out control key. You will receive one change-out control key for each keyed-alike area.

## HOW TO ORDER:

- Paint finish colors and color codes are listed on page xii.
- To order, specify the model number and paint finish color codes e.g., 53LF422D-BLK01).



# STORAGE

SOLD IN FULL CARTONS ONLY

Model No.	Description	Unit Price F.O.B. Warehouse	Units Per Carton	Unit Weight	Unit Cube	Fed Ex.	Freight Class
-----------	-------------	-----------------------------------	------------------------	----------------	--------------	------------	------------------

## 53 SERIES - METAL STORAGE CABINETS

All steel storage cabinets. Premium construction features include full-length door hinges, a three-point locking system and all-steel 17" x 35<sup>13</sup>/<sub>16</sub>" x 3<sup>3</sup>/<sub>4</sub>" shelves. Shelves are adjustable in 1/2" increments. Four steel shelf clips are included for use with each adjustable shelf. A core-removable lock controls both doors with one lock assembly ("gang locking"). A Keyed-Alike option is available. By choosing the Keyed-Alike option, customers can purchase lock cores for multiple 53 Series steel storage cabinets, and for other selected Virco models with locks, that open by means of a single key. Metal surfaces are available with a powder coat finish.

53CAB361830	36 <sup>1</sup> / <sub>2</sub> "W x 18 <sup>1</sup> / <sub>2</sub> "D x 30 <sup>1</sup> / <sub>2</sub> "H, with two shelves (1 adj.).	2343.00	1	84.6	13.74		125
53CAB361842	36 <sup>1</sup> / <sub>2</sub> "W x 18 <sup>1</sup> / <sub>2</sub> "D x 42 <sup>1</sup> / <sub>4</sub> "H, with three shelves (2 adj.).	2684.00	1	107.4	19.08		125
53CAB361852	36 <sup>1</sup> / <sub>2</sub> "W x 18 <sup>1</sup> / <sub>2</sub> "D x 52 <sup>1</sup> / <sub>4</sub> "H, with four shelves (3 adj.).	3104.00	1	127.2	23.54		125
53CAB361864	36 <sup>1</sup> / <sub>2</sub> "W x 18 <sup>1</sup> / <sub>2</sub> "D x 64 <sup>1</sup> / <sub>4</sub> "H, with five shelves (4 adj.).	4140.00	1	132.3	28.88		125
53CAB361872	36 <sup>1</sup> / <sub>2</sub> "W x 18 <sup>1</sup> / <sub>2</sub> "D x 72 <sup>1</sup> / <sub>4</sub> "H, with six shelves (5 adj.).	4216.00	1	169.9	32.44		125

### Optional Accessories

53FKEY	Keyed-alike lock core tumbler; includes 2 keys; one change-out control key for each keyed-alike area.	253.00	1	0.1	0.09		Call
MMKEY	Master key for keyed-alike lock core. (includes two keys).	50.00	1	0.3	0.09	*	70

**IMPORTANT:** When ordering, indicate the number of keyed-alike cores by referencing the number in terms of a "pack." For example, if you want all the locks in a room keyed-alike, count the number of locks and indicate that number next to the model number as a pack (i.e. 53FKEY-8). You would receive 8 lock core tumblers with the same code, 2 keys for each lock, and 1 change-out control key. You will receive one change-out control key for each keyed-alike area.

### HOW TO ORDER:

- Paint finish colors and color codes are listed on page xii.
- To order, specify the model number and paint finish color codes (e.g., 53CAB361830-BLK01).

## 53 SERIES - MOBILE PEDESTAL CABINETS

All steel mobile pedestal cabinets come in a 2-drawer and 3-drawer models. Pedestal cabinets are equipped with full-extension steel ball-bearing slides on all drawers and integrated drawer pulls. Models include four twin-wheel, locking ABS plastic casters. A core-removable lock secures all drawers with one lock assembly ("gang locking"). A keyed-alike option is available. By choosing the keyed-alike option, customers can purchase lock cores for multiple Virco file units that open by means of a single key. Metal surfaces are available with a powder coat finish. A counterweight is included with each model to help prevent tipping when drawers are fully extended. An optional conversion bar kit, consisting of two powder coated steel bars, enables letter size vertical files to accommodate legal size files when the files are oriented sideways. For an optional conversion bar kit, specify model CBK.

53MP1520BBF	15 <sup>1</sup> / <sub>2</sub> "W x 20 <sup>1</sup> / <sub>2</sub> "D x 26 <sup>1</sup> / <sub>2</sub> "H, 2 box drawers & 1 file drawer.	2646.00	1	90.5	8.61		100
53MP1520BF	15 <sup>1</sup> / <sub>2</sub> "W x 20 <sup>1</sup> / <sub>2</sub> "D x 21 <sup>1</sup> / <sub>2</sub> "H, 1 box drawer & 1 file drawer.	2256.00	1	77.2	7.02		100
53MP1520FF	15 <sup>1</sup> / <sub>2</sub> "W x 20 <sup>1</sup> / <sub>2</sub> "D x 26 <sup>1</sup> / <sub>2</sub> "H, 2 file drawers.	2646.00	1	83.2	8.61		100
53MP1520PBF	15 <sup>1</sup> / <sub>2</sub> "W x 20 <sup>1</sup> / <sub>2</sub> "D x 24"H, 1 pencil drawer, 1 box drawer & 1 file drawer.	2632.00	1	84.5	7.86		100

### Optional Accessories

53FKEY	Keyed-alike lock core tumbler; includes 2 keys; one change-out control key for each keyed-alike area.	253.00	1	0.1	0.09		Call
MMKEY	Master key for keyed-alike lock core. (includes two keys).	50.00	1	0.3	0.09	*	70

**IMPORTANT:** When ordering, indicate the number of keyed-alike cores by referencing the number in terms of a "pack." For example, if you want all the locks in a room keyed-alike, count the number of locks and indicate that number next to the model number as a pack (i.e. 53FKEY-8). You would receive 8 lock core tumblers with the same code, 2 keys for each lock, and 1 change-out control key. You will receive one change-out control key for each keyed-alike area.

### HOW TO ORDER:

- Frame finish colors are listed on page xii.
- To order, specify the model number and frame finish color codes (e.g., 53MP1520BBF-BLK01).



Products on this page are GREENGUARD® certified.

Virco®

# STORAGE

SOLD IN FULL CARTONS ONLY

Model No.	Description	Unit Price F.O.B. Warehouse	Units Per Carton	Unit Weight	Unit Cube	Fed Ex.	Freight Class
-----------	-------------	-----------------------------------	------------------------	----------------	--------------	------------	------------------

## 53 SERIES - VERTICAL FILES

All steel vertical files come in a total of six 2-drawer, 4-drawer and 5-drawer models with deluxe steel ball bearing slides for organizing letter and legal size documents. All models are equipped with an integral lock that controls all drawers, an anti-tip feature to allow only one drawer at a time to extend. Vertical files are equipped with full-extension steel ball-bearing slides on all drawers and integrated drawer pulls. A core-removable lock secures all drawers with one lock assembly ("gang locking"). A keyed-alike option is available. By choosing the keyed-alike option, customers can purchase lock cores for multiple vertical file units, and for other selected Virco models with locks, that open by means of a single key. Metal surfaces are available with a powder coat finish. A counterweight is included with each vertical file model to help prevent tipping when drawers are fully extended. An optional conversion bar kit, consisting of two powder coated steel bars, enables letter size vertical files to accommodate legal size files when the files are oriented sideways. For an optional conversion bar kit, specify model CBK.



53VF152D	2 letter-sized drawers with lock, 15"W x 26½"D x 28"H.	2355.00	1	94.0	7.77		100
53VF154D	4 letter-sized drawers with lock, 15"W x 26½"D x 52"H.	3662.00	1	155.7	14.28		100
53VF155D	5 letter-sized drawers with lock, 15"W x 26½"D x 64½"H.	4315.00	1	188.8	17.53		100
53VF182D	2 legal-sized drawers with lock, 18½"W x 26½"D x 28"H.	2903.00	1	98.0	9.16		100
53VF184D	4 legal-sized drawers with lock, 18½"W x 26½"D x 52"H.	4473.00	1	168.1	16.82		100
53VF185D	5 legal-sized drawers with lock, 18½"W x 26½"D x 64½"H.	5123.00	1	195.3	20.65		100

### Optional Accessories



CBK	Conversion bar kit.	186.00	1	0.5	0.00		70
53FKEY	Keyed-alike lock core tumbler; includes 2 keys; one change-out control key for each keyed-alike area.	253.00	1	0.1	0.09		Call
MMKEY	Master key for keyed-alike lock core. (includes two keys).	50.00	1	0.3	0.09	*	70

**IMPORTANT:** When ordering, indicate the number of keyed-alike cores by referencing the number in terms of a "pack." For example, if you want all the locks in a room keyed-alike, count the number of locks and indicate that number next to the model number as a pack (i.e. 53FKEY-8). You would receive 8 lock core tumblers with the same code, 2 keys for each lock, and 1 change-out control key. You will receive one change-out control key for each keyed-alike area.

### HOW TO ORDER:

- Paint finish colors and color codes are listed on page xii.
- To order, specify the model number and paint finish color codes (e.g., 53VF152D-BLK01).

## 53 SERIES - WARDROBE TOWERS

All steel storage cabinets. Premium construction features include a garment storage area featuring a coat rod and a locking door. Models are available with a cupboard storage area with an adjustable shelf and a locking door, and two locking file drawers. All-steel 13½" x 22½" x ¾" shelves. Shelves are adjustable in ½" increments. Four steel shelf clips are included for use with each adjustable shelf. A core-removable lock controls both doors with one lock assembly ("gang locking"). A Keyed-Alike option is available. By choosing the Keyed-Alike option, customers can purchase lock cores for multiple 53 Series steel storage cabinets, and for other selected Virco models with locks, that open by means of a single key. Metal surfaces are available with a powder coat finish.



53TW1	24¼"W x 24½"D x 64½"H, right-side locking garment storage area with coat rod, 2 left-side locking file drawers & cupboard.	6127.00	1	191.7	24.55		125
53TW2	24¼"W x 24½"D x 64½"H, left-side locking garment storage area with coat rod, 2 right-side locking file drawers & cupboard.	6127.00	1	191.7	24.55		125
53TW3	24¼"W x 24½"D x 64½"H, right-side locking garment storage area with coat rod, 2 left-side locking box drawers, file drawer & cupboard.	6598.00	1	194.8	24.55		125
53TW4	24¼"W x 24½"D x 64½"H, left-side locking garment storage area with coat rod, 2 right-side locking box drawers, file drawer & cupboard.	6598.00	1	194.8	24.55		125

### Optional Accessories



53FKEY	Keyed-alike lock core tumbler; includes 2 keys; one change-out control key for each keyed-alike area.	253.00	1	0.1	0.09		Call
MMKEY	Master key for keyed-alike lock core. (includes two keys).	50.00	1	0.3	0.09	*	70

**IMPORTANT:** When ordering, indicate the number of keyed-alike cores by referencing the number in terms of a "pack." For example, if you want all the locks in a room keyed-alike, count the number of locks and indicate that number next to the model number as a pack (i.e. 53FKEY-8). You would receive 8 lock core tumblers with the same code, 2 keys for each lock, and 1 change-out control key. You will receive one change-out control key for each keyed-alike area.

### HOW TO ORDER:

- Paint finish colors and color codes are listed on page xii.
- To order, specify the model number and paint finish color codes (e.g., 53TW1-BLK01).

# STORAGE

SOLD IN FULL CARTONS ONLY

Model No.	Description	Unit Price F.O.B. Warehouse	Units Per Carton	Unit Weight	Unit Cube	Fed Ex.	Freight Class
-----------	-------------	-----------------------------------	------------------------	----------------	--------------	------------	------------------

## 54 SERIES - VERTICAL FILES

All steel vertical files come in a total of six 2-drawer, 4-drawer and 5-drawer models with deluxe steel ball bearing slides for organizing letter and legal size documents. All models are equipped with an anti-tip feature to allow only one drawer at a time to extend, and integrated drawer pulls. Vertical files are equipped with full-extension steel ball-bearing slides on all drawers, which also have a pull and label holder. A core-removable lock secures all drawers with one lock assembly ("gang locking"). A Keyed-Alike option is available. By choosing the Keyed-Alike option, customers can purchase lock cores for multiple vertical file units, and for other selected Virco models with locks, that open by means of a single key. Metal surfaces are available with a powder coat finish. A counterweight is included with each vertical file model to help prevent tipping when drawers are fully extended. An optional conversion bar kit, consisting of two powder coated steel bars, enables letter size vertical files to accommodate legal size files when the files are oriented sideways. For an optional conversion bar kit, specify model CBK.



54VF152D	15"W x 26½"D x 28½"H, 2 letter-sized drawers with lock.	1885.00	1	94.0	7.77		100
54VF154D	15"W x 26½"D x 52½"H, 4 letter-sized drawers with lock.	2895.00	1	155.7	14.28		100
54VF155D	15"W x 26½"D x 64½"H, 5 letter-sized drawers with lock.	3751.00	1	188.8	17.53		100
54VF182D	18"W x 26½"D x 28"H, 2 legal-sized drawers with lock.	2781.00	1	98.0	9.16		100
54VF184D	18"W x 26½"D x 52"H, 4 legal-sized drawers with lock.	4286.00	1	168.1	16.82		100
54VF185D	18"W x 26½"D x 64"H, 5 legal-sized drawers with lock.	5411.00	1	195.3	20.65		100

### Optional Accessories

CBK	Conversion bar kit.	186.00	1	0.5	0.00		70
CBKLG	Conversion bar kit for legal-sized vertical files.	65.00	1	0.6	0.00		70
53FKEY	Keyed-alike lock core tumbler; includes 2 keys; one change-out control key for each keyed-alike area.	253.00	1	0.1	0.09		Call
MMKEY	Master key for keyed-alike lock core. (includes two keys).	50.00	1	0.3	0.09	*	70



**IMPORTANT:** When ordering, indicate the number of keyed-alike cores by referencing the number in terms of a "pack." For example, if you want all the locks in a room keyed-alike, count the number of locks and indicate that number next to the model number as a pack (i.e. 53FKEY-8). You would receive 8 lock core tumblers with the same code, 2 keys for each lock, and 1 change-out control key. You will receive one change-out control key for each keyed-alike area.

### HOW TO ORDER:

- Paint finish colors and color codes are listed on page xii.
- To order, specify the model number and paint finish color codes (e.g., 54VF152D-BLK01).

## FIRE-RESISTANT VERTICAL FILE

FVF18534DF	17¼"W x 31½"D x 52¾"H, UL® listed fire-resistant file, 4 letter-sized drawers with lock. Char Black or Parchment.	28365.00	1	618.0	17.60		100
------------	---	----------	---	-------	-------	--	-----

### HOW TO ORDER:

- Paint finish colors and color codes are listed below.
- To order, specify the model number and paint finish color codes (e.g., FVF18534DF-WHT07).

Paint Finish Colors:

Char Black-BLK01

Parchment-WHT07



# STORAGE

SOLD IN FULL CARTONS ONLY

Model No.	Description	Unit Price F.O.B. Warehouse	Units Per Carton	Unit Weight	Unit Cube	Fed Ex.	Freight Class
-----------	-------------	-----------------------------------	------------------------	----------------	--------------	------------	------------------

## MOBILE STORAGE CABINETS

Cabinets have a steel frame. Outer and inner panels are available with a ¾" thick particleboard core with thermofused melamine with ¾" profile T-mold edge banding. A magnetic catch secures each door in a closed position. Each door has a steel disc tumbler lock that pivots up into a slit in the steel frame for secure locking strength. Steel shelves adjust in ½" increments with steel clips that lock into steel adjusting strips. Pull handles are ¾" chromed tubular steel and are recessed in down position and pivot upward and lock in operating position. Cabinets are equipped with (2) 5" swivel casters with a tread lock brake and (2) 5" swivel casters without a brake. Casters have a 2" tread width. Metal surfaces are available with a powder coat finish.



2301-15TT	48"W x 28"D x 36"H, five steel shelves, 15 tote trays, 2 hinged doors.	4902.00	5	287.2	38.10		Call
2301DFND	48"W x 28"D x 36"H, each side as one adjustable steel shelf and no doors.	4096.00	2	201.4	32.14		Call
2321	48"W x 28"D x 36"H, One 44"W x 24½"D paper drawer, one adjustable steel shelf, 2 hinged doors.	5399.00	1	228.8	31.52		125
2325	48"W x 28"D x 36"H, five 44"W x 24½"D x 3½"H paper drawers.	6948.00	1	262.0	28.00		125
2501	48"W x 28"D x 66"H, four adjustable steel shelves, two hinged doors.	7353.00	1	358.0	52.25		Call
2501-30TT	48"W x 28"D x 66"H, 10 steel shelves, 30 tote trays, 2 hinged doors.	10172.00	1	487.6	69.42		Call
2502	48"W x 28"D x 66"H, eight adjustable steel shelves and 2 hinged doors.	8052.00	1	382.2	55.57		125
2509-24DF	48"W x 28"D x 66"H, 12 cubicles each side, 2 hinged doors each side.	8422.00	1	473.4	55.57		125
2513	48"W x 28"D x 66"H, two adjustable steel shelves, two 13¾"W x 19¾"D x 11½"H file drawers, two one 12" coat rod, 44"W x 24½"D x 3½"H, paper drawers, one 8"W x 11"H vanity mirror, two hinged doors.	10145.00	1	477.0	56.05		125
2601	48"W x 28"D x 72"H, five adjustable steel shelves, two hinged doors.	7769.00	1	451.0	57.00		Call

**Optional Configurations** - Available with an 8-week lead time unless stated otherwise.

Magnetic Marker Back (48"W x 28"D x 36"H) - Add "MMB" to model no. (e.g., 2325MMB).	+ 135.00
Magnetic Marker Back (48"W x 28"D x 66"H) - Add "MMB" to model no. (e.g., 2513MMB).	+ 270.00
Magnetic Marker Back (48"W x 28"D x 72"H) - Add "MMB" to model no. (e.g., 2601MMB).	+ 270.00
High-Pressure Laminate - Add "HP" to model no. (e.g., 2321HP).	Add 15% to the base model no. See How to Order for more info.

## Optional Accessories



TT0919	Tote tray, 9"W x 19"D x 4¾"H. Available in Beige or Black only. 12 units per ctn.	76.00	12	1.0	0.17	*	100
TT1412	Tote tray, 14½"W x 11½"D x 3"H. Available in Beige or Black only. 12 units per ctn.	76.00	12	0.9	0.13	*	100
TT1419	Tote tray, 13¾"W x 19"D x 4¾"H. Available in Beige or Black only. 12 units per ctn.	76.00	12	1.6	0.26	*	100
2S3424	Steel shelf for mobile cabinet, 34"W x 24"D. Antique White. 2 units per ctn.	238.00	2	11.9	0.50	*	70
2S4812	Steel shelf for mobile cabinet, 48"W x 12"D. Antique White. 2 units per ctn.	210.00	2	9.2	0.31	*	70
2S4824	Steel shelf for mobile cabinet, 48"W x 24"D. Antique White. 2 units per ctn.	304.00	2	16.7	0.69		70

## HOW TO ORDER:

- Standard laminated thermofused melamine surfaces are Fusion Maple (MPL385), Grey Nebula (GRY091), Medium Oak (OAK084) and Walnut (WAL078).
- High-Pressure Laminate Option: Add 15% to the base model no. (Example: If the base model 2301 list price is \$365.00, then the price will be \$420.00 (rounded to the nearest dollar).
- Tote trays are only available in Beige (BRN37) or Black (BLK01). To order, specify the model number and tote tray color (e.g., TT1412-BRN37).
- Steel shelves come standard in Antique White (WHT22). To order, specify the model number and color (e.g., 2S3424-WHT22).
- To order, specify the model number, laminate, banding and frame finish color codes (e.g., 2501-OAK084BLK01-BLK01).



# STORAGE

SOLD IN FULL CARTONS ONLY

Model No.	Description	Unit Price F.O.B. Warehouse	No. of Ctns. Per Unit	Unit Weight	Unit Cube	Fed Ex.	Freight Class
-----------	-------------	-----------------------------------	-----------------------------	----------------	--------------	------------	------------------

## MOBILE STORAGE CABINETS - Mobile Storage Cabinet with Optional Tote Trays

Cabinets have a steel frame, laminated panel surfaces, tote tray rails, and clear plastic tote trays (sold separately). Outer and inner panels are available with a 3/4" thick particleboard core with thermofused melamine with 3/4" profile T-mold edge banding. These cabinets can accommodate up to forty - 3" tote trays; or twenty - 6" tote trays; or eight - 12" tote trays; or a combination of the various sizes. Tote tray runners are supplied to support individual tote trays while in the cabinet and allow the tote trays to easily slide in and out. Cabinets are equipped with a quantity of runners to support up to forty - 3" tote trays. Tote tray runners are made of durable polypropylene. Models without doors are coded "ND". Optional marker board backs are available on designated models. Models with marker board back are coded "MB". Cabinets are equipped with (two) 5" swivel casters with a tread lock brake and (two) 5" swivel casters without a brake. Casters have a 2" tread width. Metal surfaces are available with a powder coat finish.

2703TT	56 1/8"W x 22"D x 47 1/8"H.	4934.00	1	323.9	46.06		125
2703MBTT	56 1/8"W x 22"D x 47 1/8"H, marker board on back.	5336.00	1	329.2	46.06		125
2703NDTT	56 1/8"W x 22"D x 47 1/8"H, open faced without doors.	4298.00	1	272.7	46.06		125
2703NDBTT	56 1/8"W x 22"D x 47 1/8"H, open faced without doors, markerboard on back.	4703.00	1	278.0	46.06		125

### Optional Accessories

TT121812	Tote tray, 12 1/4"W x 18 1/2"D x 12"H, clear poly plastic. 2 units per ctn.	190.00	2	4.5	1.08	*	100
TT12183	Tote tray, 12 1/4"W x 18 1/2"D x 3"H, clear poly plastic. 10 units per ctn.	85.00	10	1.7	0.18	*	100
TT12186	Tote tray, 12 1/4"W x 18 1/2"D x 6"H, clear poly plastic. 4 units per ctn.	142.00	4	2.7	0.54	*	100

### Optional Configurations - Available with an 8-week lead time unless stated otherwise.

High-Pressure Laminate - Add "HP" to model no. (e.g., 2703TTHP).	Add 15% to the base model no. See How to Order for more info.
--	---

### HOW TO ORDER:

- Standard laminated thermofused melamine surfaces are Fusion Maple (MPL385), Grey Nebula (GRY091), Medium Oak (OAK084) and Walnut (WAL078).
- High-Pressure Laminate Option: Add 15% to the base model no. (Example: If the base model 2703TT list price is \$365.00, then the price will be \$420.00 (rounded to the nearest dollar).
- Tote trays are only available in Clear (CLR). To order, specify the model number and CLR. (e.g., TT121812-CLR).
- To order mobile storage cabinets, specify the model number and color code (e.g., 2703MBTT-OAK084BLK01-BLK01).

## PLATEAU® SERIES - Mobile Storage Cabinets with Optional Tote Trays

Cabinets have a steel frame, laminated panel surfaces, tote tray rails, and clear plastic tote trays (sold separately). Particleboard-core high-pressure laminate surface with a T-mold edge banding. Cabinets can accommodate up to thirty-six - 3" tote trays; or eighteen - 6" tote trays; or nine - 12" tote trays; or a combination of the various sizes. Tote tray runners are supplied to support individual tote trays while in the cabinet and allow the tote trays to easily slide in and out. Cabinets are equipped with a quantity of runners to support up to thirty-six - 3" tote trays. Tote tray runners are made of durable polypropylene. Optional marker board backs are available on designated models. Models with marker board back are coded "MB". Cabinets are equipped with four 3" twin-wheel swivel casters with a brake. Metal surfaces are available with a powder coat finish. Optional marker board back is available on designated models. Models with marker board back are coded "MB". Optional cork board back is available on designated models. Models with cork board back are coded "CB".

PTMS5145CCBTT	45"W x 21"D x 51 1/8"H, cork board on back.	7542.00	1	237.3	49.21		125
PTMS5145CMBTT	45"W x 21"D x 51 1/8"H, markerboard on back.	5850.00	1	200.0	49.21		125
PTMS5145CTT	45"W x 21"D x 51 1/8"H, laminated panels on back.	5588.00	1	200.0	49.21		125

### Optional Accessories

TT121812	Tote tray, 12 1/4"W x 18 1/2"D x 12"H, clear poly plastic. 2 units per ctn.	190.00	2	4.5	1.08	*	100
TT12183	Tote tray, 12 1/4"W x 18 1/2"D x 3"H, clear poly plastic. 10 units per ctn.	85.00	10	1.7	0.18	*	100
TT12186	Tote tray, 12 1/4"W x 18 1/2"D x 6"H, clear poly plastic. 4 units per ctn.	142.00	4	2.7	0.54	*	100

### HOW TO ORDER:

- Laminate, banding and frame finish colors are listed on pages xi-xii.
- Tote trays are only available in Clear (CLR). To order, specify the model number and CLR. (e.g., TT121812-CLR).
- To order, specify the model number, laminate, banding and frame finish color codes (PTMS5145CCBTT-MPL385BRN38-GRY02).



Products on this page are GREENGUARD® certified.

Virco®

# STORAGE

SOLD IN FULL CARTONS ONLY

Model No.	Description	Unit Price F.O.B. Warehouse	No. of Ctns. Per Unit	Unit Weight	Unit Cube	Fed Ex.	Freight Class
-----------	-------------	-----------------------------------	-----------------------------	----------------	--------------	------------	------------------

## TOPAZ™ SERIES - Mobile Storage Cabinets

Cabinets have a steel frame and laminated panel surfaces. Outer and inner panels are available with a ¾" thick particleboard core with thermofused melamine with a 3mm profile edge banding. Shelves are 26½" deep. Each door has a steel disc tumbler lock that pivots up behind a steel tube for secure locking strength. Models without doors are coded "ND". Cabinets are equipped with (two) 5" swivel casters with a tread lock brake and (two) 5" swivel casters without a brake. Metal surfaces are available with a powder coat finish.



TZMS4830	48"W x 30"D x 30"H.	5787.00	1	268.2	36.84		125
TZMS4848	48"W x 30"D x 48"H.	7772.00	1	368.7	55.00		125
TZMS4864	48"W x 30"D x 64"H.	8770.00	1	462.3	71.15		125
TZMS4830ND	48"W x 30"D x 30"H; open faced without doors.	4977.00	1	247.0	36.84		125
TZMS4848ND	48"W x 30"D x 48"H; open faced without doors.	6731.00	1	328.9	55.00		150
TZMS4864ND	48"W x 30"D x 64"H; open faced without doors.	7497.00	1	405.9	71.15		150

### Optional Accessories



TT121812	Tote tray, 12¼"W x 18½"D x 12"H, clear poly plastic. 2 units per ctn.	190.00	2	4.5	1.08	*	100
TT12183	Tote tray, 12¼"W x 18½"D x 3"H, clear poly plastic. 10 units per ctn.	85.00	10	1.7	0.18	*	100
TT12186	Tote tray, 12¼"W x 18½"D x 6"H, clear poly plastic. 4 units per ctn.	142.00	4	2.7	0.54	*	100

### HOW TO ORDER:

- Laminate, 3mm edge banding and frame finish colors and color codes are listed on pages xi-xii.
- To order, specify the model number, top, edge and frame finish color codes (e.g., TZMS4830-MPL008BRN09-GRY05).

## TOPAZ™ SERIES - Mobile Storage Cabinets with Drawers

Cabinets have a steel frame and laminated panel surfaces, and drawers which slide on roller-bearing glides. Outer and inner panels are available with a ¾" thick particleboard core with thermofused melamine with a 3mm profile edge banding. Each drawer measures 42½"W x 25"D x 4"H. Cabinets are equipped with (2) 5" swivel casters with a tread lock brake and (2) 5" swivel casters without a brake.



TZMS4830DRW	48"W x 30"D x 30"H with four pull-out drawers.	8073.00	1	338.7	36.84		100
-------------	--	---------	---	-------	-------	--	-----

### HOW TO ORDER:

- Laminate, 3mm edge banding and frame finish colors and color codes are listed on pages xi-xii.
- To order, specify the model number, top, edge and frame finish color codes (e.g., TZMS4830DRW-MPL008BRN09-GRY05).

## TOPAZ™ SERIES - Mobile Storage Cabinets with Tote Trays

Cabinets have a steel frame, laminated panel surfaces, tote tray rails, and clear plastic tote trays (sold separately). Outer and inner panels are available with a ¾" thick particleboard core with thermofused melamine with a 3mm profile edge banding. Each door has a steel disc tumbler lock that pivots up behind a steel tube for secure locking strength. Models without doors are coded "ND". Cabinets are equipped with (2) 5" swivel casters with a tread lock brake and (2) 5" swivel casters without a brake.



TZMS4848TT	48"W x 22"D x 48"H.	7811.00	1	340.4	46.01		125
TZMS4848TTND	48"W x 22"D x 48"H; open faced without doors.	6711.00	1	300.6	46.01		125

### Optional Accessories



TT121812	Tote tray, 12¼"W x 18½"D x 12"H, clear poly plastic. 2 units per ctn.	190.00	2	4.5	1.08	*	100
TT12183	Tote tray, 12¼"W x 18½"D x 3"H, clear poly plastic. 10 units per ctn.	85.00	10	1.7	0.18	*	100
TT12186	Tote tray, 12¼"W x 18½"D x 6"H, clear poly plastic. 4 units per ctn.	142.00	4	2.7	0.54	*	100

### HOW TO ORDER:

- Laminate, 3mm edge banding and frame finish colors and color codes are listed on pages xi-xii.
- To order, specify the model number, top, edge and frame finish color codes (e.g., TZMS4848TT-MPL008BRN09-GRY05).



# STORAGE

SOLD IN FULL CARTONS ONLY

Model No.	Description	Unit Price F.O.B. Warehouse	Units Per Carton	Unit Weight	Unit Cube	Fed Ex.	Freight Class
-----------	-------------	-----------------------------------	------------------------	----------------	--------------	------------	------------------

## PLATEAU® SERIES BOOKCASES

Steel-frame bookcases feature steel shelves that are adjustable in ½" increments. Models are available in 36" and 48" widths. Tops and sides are available with an 1½" thick particleboard core with high-pressure laminate surface with 1½" profile T-mold edge banding. Metal surfaces are available with a powder coat finish.

PTBC2936	36"W x 14¼"D x 29"H with 2 shelves (1 adj.).	3267.00	1	94.0	15.96		150
PTBC4836	36"W x 14¼"D x 48"H with 3 shelves (2 adj.).	3555.00	1	136.9	24.51		150
PTBC6036	36"W x 14¼"D x 60"H with 4 shelves (3 adj.).	4264.00	1	159.1	29.90		150
PTBC7236	36"W x 14¼"D x 72"H with 5 shelves (4 adj.).	4873.00	1	182.4	35.30		150
PTBC8436	36"W x 14¼"D x 84"H with 6 shelves (5 adj.).	6701.00	1	206.6	40.69		150
PTBC2948	48"W x 14¼"D x 29"H with 2 shelves (1 adj.).	3267.00	1	122.0	21.14		125
PTBC4848	48"W x 14¼"D x 48"H with 3 shelves (2 adj.).	3555.00	1	175.0	32.45		125
PTBC6048	48"W x 14¼"D x 60"H with 4 shelves (3 adj.).	4264.00	1	205.0	39.60		125
PTBC7248	48"W x 14¼"D x 72"H with 5 shelves (4 adj.).	4873.00	1	236.0	46.75		125
PTBC8448	48"W x 14¼"D x 84"H with 6 shelves (5 adj.).	6701.00	1	268.0	53.89		125

60", 72" and 84" high bookcases must be anchored to a wall. See page 136 for more information.

### HOW TO ORDER:

- Laminate, banding and frame finish colors are listed on pages xi-xii.
- To order, specify the model number, laminate, frame finish color codes (e.g., PTBC4848-MPL385BRN38-GRY02).

## STEEL-FRAME BOOKCASES

Steel-frame bookcases feature steel shelves that are adjustable in ½" increments. Models are available in 36" and 48" widths. Top and sides are available with a ¾" thick particleboard core with thermofused melamine. Tops edges have ¾" profile T-mold edge banding and the front side edges have a self-edge. Optional configurations include a high-pressure laminate. Metal surfaces are available with a powder coat finish. Optional tote trays are molded from high-impact plastic and measure 14½"W x 11½"D x 3"H. For optional tote trays, specify model TT1412 and the quantity you wish to order. Tote trays are only available in Beige (BRN37) or Black (BLK01).

2BC3636	36"W x 14¼"D x 36"H with 2 shelves (1 adj.).	2139.00	1	91.7	19.11		150
2BC3648	36"W x 14¼"D x 48"H with 3 shelves (2 adj.).	2278.00	1	111.7	24.51		150
2BC4836	48"W x 14¼"D x 36"H with 2 shelves (1 adj.).	2264.00	1	113.9	17.71		125
2BC4848	48"W x 14¼"D x 48"H with 3 shelves (2 adj.).	2412.00	1	139.9	22.71		125

### Optional Accessories

TT1412	Tote tray, 14½"W x 11½"D x 3"H. 12 units per ctn.	76.00	12	0.9	0.13	*	100
--------	---	-------	----	-----	------	---	-----

**Optional Configurations** - Available with an 8-week lead time unless stated otherwise.

High-Pressure Laminate - Add "HP" to model no. (e.g., 2BC3636HP).

Add 15% to the base model no. See How to Order for more info.

### HOW TO ORDER:

- Standard laminated thermofused melamine surfaces are Fusion Maple (MPL385), Grey Nebula (GRY091), Medium Oak (OAK084) and Walnut (WAL078).
- High-Pressure Laminate Option: Add 15% to the base model no. (Example: If the base model 2BC3636 list price is \$365.00, then the price will be \$420.00 (rounded to the nearest dollar).
- Tote trays are only available in Beige (BRN37) or Black (BLK01). To order, specify the model number and tote tray color (e.g., TT1412-BRN37)
- To order, specify the model number, laminate, banding and frame finish color codes (e.g., 2BC3636-OAK084BLK01-BLK01).

## METAL BOOKCASES

All steel construction. Models are available in five height sizes. Shelves for all bookcases are constructed of steel and are adjustable in ½" increments. Shelves are 11" x 35⅛" x ¾". Four steel shelf clips are included for use with each adjustable shelf. Metal surfaces are available with a powder coat finish.

BCM3630	36"W x 12¼"D x 30¼"H with two shelves (1 adj.).	1120.00	1	45.6	9.53		125
BCM3642	36"W x 12¼"D x 42¼"H with three shelves (2 adj.).	1326.00	1	58.8	13.24		125
BCM3652	36"W x 12¼"D x 52¼"H with four shelves (3 adj.).	1528.00	1	71.1	16.33		125
BCM3672	36"W x 12¼"D x 72¼"H with five shelves (4 adj.).	2221.00	1	97.9	22.51		125
BCM3684	36"W x 12¼"D x 84¼"H with six shelves (5 adj.).	2662.00	1	104.5	26.22		125

72" and 84" high bookcases must be anchored to a wall. See page 136 for more information.

### HOW TO ORDER:

- Paint finish colors and color codes are listed on page xii.
- To order, specify the model number and paint finish color codes (e.g., BCM3630-BLK01).



Products on this page are GREENGUARD® certified.

Virco®

# STORAGE

SOLD IN FULL CARTONS ONLY

Model No.	Description	Unit Price F.O.B. Warehouse	Units Per Carton	Unit Weight	Unit Cube	Fed Ex.	Freight Class
-----------	-------------	-----------------------------------	------------------------	----------------	--------------	------------	------------------

## METAL BOOKCASES WITH CASTERS

All steel construction. Models are available in four height sizes. Shelves for all bookcases are constructed of steel and are adjustable in 1/2" increments.

Shelves are 17" x 35 1/4" x 3/4". Four steel shelf clips are included for use with each adjustable shelf. Bookcases have four 5" swivel casters, 2 locking and 2 non-locking. The 2 locking casters are installed on the front of the bookcase. Metal surfaces are available with a powder coat finish.



BCMCAST3635	36"W x 18"D x 36"H with two shelves (1 adj.).	1732.00	1	80.2	13.72		125
BCMCAST3648	36"W x 18"D x 48"H with three shelves (2 adj.).	1937.00	1	97.5	19.06		125
BCMCAST3658	36"W x 18"D x 58"H with four shelves (3 adj.).	2140.00	1	112.8	23.51		125
BCMCAST3678	36"W x 18"D x 78"H with five shelves (4 adj.).	2649.00	1	136.8	32.41		125

### HOW TO ORDER:

- Paint finish colors and color codes are listed on page xii.
- To order, specify the model number and color (e.g., BCMCAST3635-BLK01).

## TOPAZ™ SERIES - Mobile Bookcases

Steel-frame bookcases feature steel shelves that are adjustable in 1/2" increments. Models are available in 36" and 48" widths. Top and sides are available with a 3/4" thick particleboard core with thermofused melamine. Tops edges have 3/4" 3mm profile edge banding and the front side edges have a self-edge. Metal surfaces are available with a powder coat finish. Shelves are 18 1/2" deep. Bookcases have four 5" swivel casters, 2 locking and 2 non-locking.



TZBC3630	36"W x 22"D x 30"H with 2 shelves (1 adj.).	3390.00	1	174.2	21.88		125
TZBC3636	36"W x 22"D x 36"H with 2 shelves (1 adj.).	3675.00	1	189.0	25.52		125
TZBC3648	36"W x 22"D x 48"H with 3 shelves (2 adj.).	4107.00	1	232.4	32.81		125
TZBC3664	36"W x 22"D x 64"H with 4 shelves (3 adj.).	5470.00	1	285.2	42.53		125
TZBC4830	48"W x 22"D x 30"H with 2 shelves (1 adj.).	3688.00	1	211.2	31.25		125
TZBC4836	48"W x 22"D x 36"H with 2 shelves (1 adj.).	3975.00	1	228.0	36.46		125
TZBC4848	48"W x 22"D x 48"H with 3 shelves (2 adj.).	4750.00	1	278.5	46.88		150
TZBC4864	48"W x 22"D x 64"H with 4 shelves (3 adj.).	6024.00	1	340.8	60.76		150

### HOW TO ORDER:

- Laminate, 3mm edge banding and frame finish colors and color codes are listed on pages xi-xii.
- To order, specify the model number, top, edge and frame finish color codes (e.g., TZBC3630-MPL008BRN09-GRY05).

## TOPAZ™ SERIES - Classroom Cart

Tubular steel frame. Top is available with a 1 1/8" thick particleboard-core high-pressure laminate. Tops edges have 3mm profile edge banding. Metal surfaces are available with a powder coat finish. Carts are equipped with three non-adjustable shelves. Top shelf measures 36" x 18"; middle and bottom shelves measure 31 3/8" x 16 1/8". Shelves are equipped with raised lip edge to keep items in place and tote tray rails (tote trays sold separately). Models feature (two) 4" swivel casters with a tread lock brake and (two) 4" swivel casters without a brake.



TZCART	37 5/8"W x 18"D x 38 3/4"H utility cart with 3 shelves.	3226.00	1	94.2	20.56		150
--------	---	---------	---	------	-------	--	-----

Optional Accessories							
TT121812	Tote tray, 12 1/4"W x 18 1/8"D x 12"H, clear poly plastic. 2 units per ctn.	190.00	2	4.5	1.08	*	100
TT12183	Tote tray, 12 1/4"W x 18 1/8"D x 3"H, clear poly plastic. 10 units per ctn.	85.00	10	1.7	0.18	*	100
TT12186	Tote tray, 12 1/4"W x 18 1/8"D x 6"H, clear poly plastic. 4 units per ctn.	142.00	4	2.7	0.54	*	100

### HOW TO ORDER:

- Laminate, 3mm edge banding and frame finish colors and color codes are listed on pages xi-xii.
- To order, specify the model number, top, edge and frame finish color codes (e.g., TZCART-MPL008BRN09-GRY05).

## LIBRARY BOOK CART



LBT33	Library book cart, 33"W x 17"D x 44"H.	6969.00	1	63.0	16.49		Call
-------	--	---------	---	------	-------	--	------

Color: Natural Oak finish.

### HOW TO ORDER:

- To order, specify the model number and OAK083 (e.g., LBT33-OAK083).

# STORAGE

SOLD IN FULL CARTONS ONLY

Model No.	Description	Unit Price F.O.B. Warehouse	Units Per Carton	Unit Weight	Unit Cube	Fed Ex.	Freight Class
-----------	-------------	-----------------------------------	------------------------	----------------	--------------	------------	------------------

## LIBRARY SHELVING

LSS371282	Starter, single-faced, 37"W x 12"D x 82"H, veneer top.	8417.00	1	134.0	20.07		100
LSA361282	Adder, single-faced, 36"W x 12"D x 82"H, veneer top.	6738.00	1	115.0	20.50		100
LS2S372442	Starter, double-faced, 37"W x 24"D x 42"H, veneer top.	5549.00	1	331.0	24.42		100
LSA362442	Adder, double-faced, 36"W x 24"D x 42"H, veneer top.	4365.00	1	105.0	20.78		100
LPSS371282	Periodical, starter, single-faced, 37"W x 12"D x 82"H, veneer top.	8663.00	1	1.0	1.00		100
LPSA361282	Periodical, adder, single-faced, 36"W x 12"D x 82"H, veneer top.	6643.00	1	1.0	1.00		100
LSB3682	Shelving back for LSS371282 and LSA361282, 35 <sup>1</sup> / <sub>16</sub> "W x 81"H x 1/4" thick.	909.00	1	1.0	1.00		70
LS2P3642	Double-faced shelving partition for LS2S372442 and LSA362442, 35 <sup>1</sup> / <sub>16</sub> "W x 41"H x 1/4" thick.	612.00	1	12.0	0.22		70

Color: Natural Oak finish.

### HOW TO ORDER:

- To order, specify the model number and OAK083 (e.g., LSS371282-OAK083).

## CIRCULATION DESK COMPONENTS

LPDU39	Patron unit, 72"W x 30"D x 39"H.	15803.00	1	240.0	48.75		100
LSU39	Open shelf unit, 36"W x 30"D x 39"H.	12176.00	1	170.0	24.38		100
L9032	90° corner unit, open shelf, 33"W x 33"D x 32"H.	11644.00	1	95.0	20.17		100
LEP39	Finished end panel, 39"H.	3440.00	1	35.0	0.07		100

Color: Natural Oak finish.

### HOW TO ORDER:

- To order, specify the model number and OAK083 (e.g., LPDU39-OAK083).

## STORAGE CABINETS - Tote Trays

ECCUB2436TTC*	Storage unit, 10 clear trays, 36"H x 24"W x 15"D, heavy-duty casters. Tote tray size: 5"H x 8"W x 12"D. Birch; Clear tote trays.	2836.00	1	56.0	6.00		125
ECCUB304829*	Storage unit, double-sided mobile storage with assorted trays, 30"H x 29"D x 48"W. Tote tray size: 5"H x 8"W x 12"D. Birch; Blue, Green, Red, Yellow and White tote trays.	4288.00	1	119.0	31.14		125
ECCUB4836TT25*	Storage unit, with 25 assorted trays, 36"H x 15"D x 48"L, heavy-duty casters. Tote tray size: 5"H x 8"W x 12"D. Birch; Blue, Green, Red, Yellow and White tote trays.	4815.00	1	109.0	12.00		125
ECCUB4836TT30*	Storage unit, with 30 assorted trays, 36"H x 15"D x 54"L, heavy-duty casters. Tote tray size: 5"H x 8"W x 12"D. Birch; Blue, Green, Red, Yellow and White tote trays.	5906.00	1	152.0	25.02		125
ECSTORTTCL12*	Storage unit, see-all storage, 12 clear trays, 21"H x 33"W x 14"D.	1923.00	1	26.0	5.60		125

### HOW TO ORDER:












- To order, specify the model number and WOD622 (e.g., ECCUB4836TT25-WOD622).

# STORAGE

SOLD IN FULL CARTONS ONLY

Model No.	Description	Unit Price F.O.B. Warehouse	Units Per Carton	Unit Weight	Unit Cube	Fed Ex.	Freight Class
-----------	-------------	-----------------------------------	------------------------	----------------	--------------	------------	------------------

## STORAGE CABINETS - Open




	ECCUB244815*	Mobile single storage unit, 24"H x 15"D x 48"L, plywood back.	2481.00	1	48.0	4.50		125
	ECCUB244818*	Storage unit, extra-deep storage, 24"H x 18"D x 48"L, heavy duty casters.	2785.00	1	48.0	4.50		125
	ECCUB249615*	Folding storage cabinet, 24"H x 15"D x 48"L (folded).	5043.00	1	96.0	8.00		125
	ECCUB304815*	Mobile single storage unit, 30"H x 15"D x 48"L, plywood back.	2785.00	1	55.0	10.00		125
	ECCUB304818*	Mobile single storage unit, 30"H x 18"D x 48"L, plywood back.	3014.00	1	55.0	10.00		Call
	ECCUB309615*	Storage unit, folding with casters, 30"H x 15"D x 96"L (unfolded). 30"H x 15"D x 48"L (folded). ♦Two cartons per unit.	5652.00	♦2	113.1	27.27		Call
	ECCUB364815*	Storage unit, single, mobile, plywood back, 36"H x 15"D x 48"L.	3318.00	1	68.0	12.00		Call
	ECCUB364818*	Mobile single storage unit, 36"H x 18"D x 48"L, heavy duty casters.	3546.00	1	68.0	12.00		125
	ECCUB483615*	Bookshelf, multi-purpose, 36"W x 15"D x 48"H.	2785.00	1	58.0	12.00		125
	ECCUB484816*	Single storage unit, 48"H x 16"D x 48"L.	3374.00	1	95.0	26.25		Call
	ECSTORPUZ*	Puzzle rack, table top, 12 puzzle capacity, 15"H x 13½"W x 13½"D.	908.00	1	77.0	3.79		Call

Color: Birch.

### HOW TO ORDER:

- To order, specify the model number and WOD622 (e.g., ECCUB484816-WOD622).

## STORAGE LOCKERS

	ECLOK3655*	Tot locker, 36"H x 54"W x 12"-16"D.	3445.00	1	95.0	25.00		125
	ECLOK4848*	5-section locker, 48"H x 48"W x 15"D, 5 double coat hooks.	4307.00	1	98.0	16.00		125
	ECLOK4854S*	Locker, wood, seat shelf, 5-section, 5 double coat hooks, 54"W x 48"H x 15"D, 14"D lower compartment/seat, 10"D upper compartments.	4358.00	1	96.0	18.70		125

Color: Birch.

### HOW TO ORDER:

- To order, specify the model number and WOD622 (e.g., ECLOK4854S-WOD622).

# STORAGE

SOLD IN FULL CARTONS ONLY

Model No.	Description	Unit Price F.O.B. Warehouse	Units Per Carton	Unit Weight	Unit Cube	Fed Ex.	Freight Class
-----------	-------------	-----------------------------------	------------------------	----------------	--------------	------------	------------------

## BOOK DISPLAY STANDS



ECBKRAK5*	Book display stand, 5 shelves in front with storage in back, 34"W x 11"D x 28"H.	1872.00	1	42.0	5.00		125
ECBKRAK5DF*	Book display stand, double-sided, 4 shelves per side, 36"W x 16"D x 30"H.	2278.00	1	56.0	8.00		125
ECBKRAK6BRD*	Book display stand, double-sided, 30 book storage, markerboard on one side, 34"W x 25"D x 29½"H.	4155.00	1	81.0	22.96		125
ECBKRAKDH*	Hinged double-sided book display, 48"H x 49"W x 14"D, opens to 98"W. *Two cartons per unit.	7910.00	*2	150.0	47.42		Call
ECBROWSER*	Book browser, mobile, 8-section top with side easel, bottom storage, 24"H x 48"W x 24"D.	3749.00	1	136.0	23.13		Call
ECLCTRWHWT*	Book display stand, with storage and white markerboard, 28"H x 24"W x 15"D.	2177.00	1	47.0	5.00		125
LIBRARBOOKB	Deluxe book browser cart with tubs & display racks, 36"H x 41"W x 17"D.	2838.00	1	64.0	7.96		125

Color: Birch.

### HOW TO ORDER:

- To order models with the Birch color, specify the model number and WOD622 (e.g., ECBKRAK5-WOD622).

## LECTERNS



PTLCTRN	Plateau® Series lectern, 4-legs, 21"D x 28"W x 42"H, 1½" high-pressure laminated work surface with T-mold banding, cabinet with an adjustable shelf, two 2" wire grommets, wire management legs, 4 twin-wheel, swivel locking casters.	5073.00	1	135.0	19.29		Call
---------	--	---------	---	-------	-------	--	------

### HOW TO ORDER:

- Laminate, banding and frame finish colors and color codes are listed on pages xi-xii.
- To order, specify the model number, top, banding and frame finish color codes (e.g., PTLCTRN-MPL385BRN38-GRY02).

## PLATEAU® SERIES PRESENTATION STATION



PTPS	Plateau® Presentation Station, 4-leg, 24" x 36" x 39½"H, 1½" high-pressure laminated work surface with T-mold banding, two grommets, wire management legs, adjustable glides, one fixed-height shelf.	3490.00	3	93.7	6.19		Call
PTBKSTD	Optional bookstand, freestanding, 15"D x 22"W, ¾"H high-pressure laminate with self-edged finish, slanted surface with stop.	496.00	1	16.4	1.46		70
PTPSSHELF	Optional fixed-height shelf, 19"D x 31"W, 1½" high-pressure laminate with self-edged finish, four mounting brackets.	447.00	2	22.4	1.14		Call
PTPSMOD	Optional modesty panel, formed steel includes circular perforations, attaches to underside of work surface.	219.00	1	7.2	2.47		65

### HOW TO ORDER:

- Laminate, banding and frame finish colors and color codes are listed on pages xi-xii.
- To order, specify the model number, top, banding and frame finish color codes (e.g., PTPS-MPL385BRN38-BLK01).

## TEXT® SERIES PRESENTATION STATION



TEPS	TEXT® Presentation Station, 48"W x 24"D x 26"-34"H, 1½" high-pressure laminate work surface with T-mold banding, two ABS plastic grommets measuring 6½" x 3". Each grommet has a removable ABS plastic lid. The lid's design enables wires to be passed through at each end of the grommet even when the lid is closed. Perforated steel modesty panel, formed steel wire management tray, 13" x 22" plastic pencil drawer, 12" plastic wire chase, tubular legs adjust work surface height from 26"-34"H, 3" twin-wheel locking casters.	2599.00	9	94.8	6.23		Call
------	---	---------	---	------	------	--	------

### HOW TO ORDER:

- Top, banding and frame finish colors and color codes are listed on pages xi-xii.
- To order, specify the model number, top, banding and frame finish color codes (e.g., TEPS-MPL385BRN38-GRY02).

# CARTS AND DOLLIES

SOLD IN FULL CARTONS ONLY

Model No.	Description	Unit Price F.O.B. Warehouse	Units Per Carton	Unit Weight	Unit Cube	Fed Ex.	Freight Class
-----------	-------------	-----------------------------------	------------------------	----------------	--------------	------------	------------------

## CHAIR TRUCKS

All steel frames. Chair trucks are available with a Char Black powder coat finish.

HCT6	Chair truck/storage cart for models 162, 167, 168, 188 folding chairs, 32 chair capacity. 76"L x 21"W x 38"H (handle).	1668.00	1	61.3	4.00		70
HCT8	Chair truck/storage cart for models 162, 167, 168, 188 folding chairs, 42 chair capacity. 100"L x 21"W x 38"H (handle).	1753.00	1	71.0	5.30		85
HCT6072	Chair truck/storage cart for models 162, 167, 168, 188 folding chairs, rack style, 84 chair capacity. 68"L x 30"W x 80"H (loaded). 68"L x 30"W x 69"H (unloaded).	2953.00	1	96.5	14.42		125
HCT789	Chair truck for selected Virco stack chairs, standard 2-wheel. 40"L x 20"W x 61"H.	1102.00	1	34.3	10.28		250
HCT4	Chair truck for selected Virco stack chairs, deluxe 4-wheel. 69"L x 23"W x 44"H. 2 cartons per unit.	2167.00	2	60.8	19.39		Call

### HOW TO ORDER:

- To order, specify the model number and frame finish color (e.g., HCT4-BLK01).

## LARGE-SCALE CHAIR STORAGE

All steel frames. Chair trucks are available with a Char Black powder coat finish.

Optional starter blocks must be used to hold casters off the floor when units are stacked. For starter blocks, specify SCTSBL.

SCT11SU	Chair truck for upholstered stack chairs. 105"L x 60"W x 74"H.	13530.00	1	350.0	238.25		250
SCT1978SU	Chair truck for twenty-eight model 190G and 198G. 81"L x 43"W x 58"H.	10972.00	1	327.0	118.00		150
SCT1978KD	Chair truck for twenty-eight model 190G and 198G. 81"L x 43"W x 58"H.	10618.00	1	415.0	18.86		250
SCT1996SU	Chair truck for thirty-six model 190G and 198G. 98"L x 43"W x 58"H.	11668.00	1	381.0	143.00		250
SCT1996KD	Chair truck for thirty-six model 190G and 198G. 98"L x 43"W x 58"H.	11219.00	1	415.0	181.00		250
SCT19125SU	Chair truck for fifty model 190G and 198G. 127"L x 43"W x 58"H.	11901.00	1	400.0	185.00		250
SCT19125KD	Chair truck for fifty model 190G and 198G. 127"L x 43"W x 58"H.	11517.00	1	455.0	47.00		150

### Optional Accessories

SCTSBL	Optional starter blocks must be used to hold casters off the floor when units are stacked. Available in Red only.	1119.00	1	36.5	1.65		100
--------	---	---------	---	------	------	--	-----

### HOW TO ORDER:

- To order, specify the model number and frame finish color (e.g., SCT11SU-BLK01).

## TABLE TRUCKS

All steel frames. Chair trucks are available with a Char Black powder coat finish.

HRTT1	Table truck/storage cart for round and oval tables, stores 10 traditional or 7 Core-a-Gator® tables. 72"L x 30"W x 55"H.	4082.00	1	152.0	25.60		150
HTT6	Capacity for models 601872, 602472, 603072, 603672, 623072 is 16 tables; Capacity for models 611872, 612472, 613072, 613672 is 12 tables. 77"L x 31"W x 48"H.	2081.00	1	65.0	7.20		100
HTT8	Table truck/storage cart. Capacity for models 601896, 602496, 603096, 603696, 623096 is 16 tables; Capacity for models 611896, 613096, 613696 is 12 tables. 101"L x 31"W x 48"H.	2330.00	1	76.0	9.20		100

### HOW TO ORDER:

- To order, specify the model number and frame finish color (e.g., HRTT1-BLK01).

## LARGE-SCALE TABLE STORAGE

All steel frames. Chair trucks are available with a Char Black powder coat finish.

Optional starter blocks must be used to hold casters off the floor when units are stacked. For starter blocks, specify SCTSBL.

TT57SU	Table truck for storing 60", 66" and 72" round and oval folding tables. 79"L x 39"W x 85"H.	14923.00	1	350.0	164.00		150
TT1872SU	Table truck for storing 18" x 60" and 18" x 72" folding tables. 79"L x 39"W x 55"H.	9242.00	1	270.0	98.00		150
TT1896SU	Table truck for storing 18" x 60" and 18" x 72"-96" folding tables. 102"L x 39"W x 55"H.	11068.00	1	355.0	134.00		150
TT3072SU	Table truck for storing 30" x 72" and 36" x 72" folding tables. 79"L x 39"W x 55"H.	11405.00	1	400.0	99.00		250
TT3096SU	Table truck for storing 18" x 72"-96"; 30" x 48"-96"; 36" x 72"-96"; 30" x 72" crescent; 60" half round folding tables. 102"L x 39"W x 55"H.	11873.00	1	400.0	134.00		150

### Optional Accessories

SCTSBL	Optional starter blocks must be used to hold casters off the floor when units are stacked. Available in Red only.	1119.00	1	36.5	1.65		100
--------	---	---------	---	------	------	--	-----

### HOW TO ORDER:

- To order, specify the model number and frame finish color (e.g., TT57SU-BLK01).



# ESSENTIALS

SOLD IN FULL CARTONS ONLY

Model No.	Description	Unit Price F.O.B. Warehouse	Units Per Carton	Unit Weight	Unit Cube	Fed Ex.	Freight Class
-----------	-------------	-----------------------------------	------------------------	----------------	--------------	------------	------------------

## ART STATIONS

ARTCNTR*	Art center, four angled hardboard surfaces, double-sided, 48"W x 15"D x 44"H. Birch.	4916.00	1	87.0	13.90		85
ARTDRY1*	Art project drying rack, 25"W x 33"D x 37"H.	959.00	1	10.0	2.89		Call
ECEASLE*	Easel, double sided, adjustable-height markerboard, two storage trays, 20"W x 24"D x 48"H. Maple legs.	1314.00	1	20.0	2.60		85
EC3ESLMRK*	Easel, three-way, adjustable, 20"W x 24"D x 48"H.	2177.00	1	31.5	6.10		85

### HOW TO ORDER:

- To order models with the Birch color, specify the model number and WOD622 (e.g., ARTCNTR-WOD622).

## ART EQUIPMENT

ARTDRY40	Art equipment, drying and storage rack, 26½"H x 20"W x 32"L table-top rack has 16" x 20" shelves, four casters.	2104.00	1	29.0	5.19		70
ARTROLA	Art equipment, Rola-Rack™, 38"W x 25"D x 52½"H, holds up to eight large paper rolls, four casters. (Paper rolls not included).	4643.00	1	67.0	5.78		92.5
ARTCART	Ware cart, 32"W x 24"D x 77"H, 9 shelf supports. (Shelves sold separately).	6659.00	1	95.0	5.27		85
ARTCARTSH	Twelve plywood shelves for ware cart.	1370.00	1	41.0	1.74		70

### HOW TO ORDER:

- To order, specify the model number ARTDRY40 (e.g., ARTDRY40).

## EASELS AND WHITEBOARDS

BRDESLBLTUB	Easel, 30½"W x 32"D x 56½"H, two dry-erase surfaces which includes a lined board that's removable and adjustable and a fixed, unlined board on the opposite side. Four plastic tubs, four sliding tub racks, removable and adjustable big book/marker ledger. Middle shelf with upright marker storage and two integral marker trays and two snap-on chart hooks.	3226.00	1	60.3	6.81		85
BRDROAM	Mobile double-sided whiteboard with built-in accessory tray. Nesting feature allows multiple units to fit within a single footprint. Writeable surface: 36"W x 42"H. Overall dimension: 36"W x 25"D x 68½"H.	6081.00	1	52.0	13.28		85
BRDNEXUS	Mobile double-sided whiteboard with a dry erase and magnetic surface. Workspace is expandable with side pegs that accommodate up to four tablets (tablets sold separately). Writable surface: 34"W x 46"H. Overall dimension: 40"W x 21"D x 76"H.	9428.00	1	69.0	16.61		85
BRDNEXUSIDEA	Mobile double-sided whiteboard with a dry erase and magnetic surface. Workspace is expandable with side pegs that accommodate up to four tablets (tablets sold separately). Writable surface: 70"W x 46"H. Overall dimension: 76"W x 21"D x 76"H.	12744.00	1	118.0	24.38		85
BRDNEXUSPLUS	Mobile double-sided whiteboard with a dry erase and magnetic surface. Workspace is expandable with side pegs that accommodate up to eight tablets (tablets sold separately). Tablet storage is included in easel design. Writeable surface: 26"W x 39"H. Overall dimension: 33"W x 21"D x 76"H.	9948.00	1	92.0	16.61		85
BRDNEXUSPLUS4	Mobile double-sided whiteboard with a dry erase and magnetic surface. Workspace is expandable with side pegs that accommodate up to eight tablets (four tablets included). Tablet storage is included in easel design. Writeable surface: 26"W x 39"H. Overall dimension: 33"W x 21"D x 76"H (with tablets not hanging). 2 cartons per unit.	13623.00	2	118.0	21.78		Call
BRDNEXUSTAB	Double-sided whiteboard tablet can be used with additional whiteboard easels or as hand-held writing surfaces. Writable surface: 21¾"W x 25½"H. Overall dimension: 28"W x 1"D x 28"H.	1122.00	1	6.5	1.15		85

### HOW TO ORDER:

- To order, specify the model number (e.g., BRDESLBLTUB).

## PROJECTION SCREENS

SCRN6060	Projection screen, wall or ceiling mount, matte, 60" x 60". Color: White.	1357.00	1	12.0	0.96		85
SCRN7070	Projection screen, wall or ceiling mount, matte, 70" x 70". Color: White.	1520.00	1	15.0	0.50		Call
KBRKT2	Bracket, wall-mount, 2 pack, for projection screens. Color: White.	152.00	1	1.0	0.02		70

### HOW TO ORDER:

- To order, specify the model number and WHT71 (e.g., SCR6060-WHT71).

# ESSENTIALS

SOLD IN FULL CARTONS ONLY

Model No.	Description	Unit Price F.O.B. Warehouse	Units Per Carton	Unit Weight	Unit Cube	Fed Ex.	Freight Class
-----------	-------------	-----------------------------------	------------------------	----------------	--------------	------------	------------------

## TEACHING AND LEARNING RUGS



RUGBL100140	Blocks of fun rug, 8'4" x 11'8".	2732.00	1	70.0	3.10		100
RUGCA90144	Calendar rug, 8'4" x 13'4".	2907.00	1	70.0	4.00		100
RUGDA100140	Discover America rug, 8'4" x 11'8".	2732.00	1	70.0	4.00		100

### HOW TO ORDER:

- To order, specify the model number (e.g., RUGBL100140).

## PLAY TIME



ECDRESS*	Dress-up center, 31"W x 15"D x 32"H.	2735.00	1	45.0	5.00		Call
ECMIRROR*	Acrylic mirror without tilt, 15"W x 2"D x 49"H. 12"D base.	1111.00	1	9.0	0.70		125
ECTHEATER*	Deluxe puppet theater, 47"W x 6-18"D x 48"H.	2684.00	1	48.0	3.00		125
ECKTCHN*	Kitchen Set, wood, set of four appliances. Stove, four play burners. Sink has removable water pan. Refrigerator and cupboard offer plenty of storage. All surfaces and back are 100% Healthy Kids Plywood with GREENGUARD® certified Tuff-Gloss™ UV finish. Full-length Pinch-Me-Not™ hinges. Full length Tip-Not™ doors for added safety. ♦Four cartons per unit.	8808.00	♦4	161.0	26.83		Call
ECKTCNTR*	5-N-1 Kitchen Center, 40"W x 15"D x 40"H.	4967.00	1	83.0	21.86		92.5
ECIRONSET*	Ironing board and iron, wood, 24"W x 8"D x 25"H.	1111.00	1	1.0	1.00		92.5
ECBROOMKIT*	Housekeeping station with mop, broom, duster and pan in stand, 12"W x 12"D x 21"H.	857.00	1	1.0	1.00		92.5
ECDOLLBED*	Doll bed, 9"H x 26"W x 12"D.	908.00	1	10.0	3.06		Call
ECDOLLCHAIR*	High chair for dolls, 12½"W x 12"D x 24"H.	705.00	1	14.0	3.46		Call
ECSINK*	Step-up-n-wash stool. 18"W x 15"D x 28"H.	1669.00	1	29.0	1.80		Call
ECBLOCKS183*	Kindergarten set of wood blocks.	2588.00	4	86.0	2.42		Call
ECBLOCKBIN*	Storage bin for blocks. 24W" x 24"D x 16"H.	2887.00	1	31.0	5.00		125
ECBNPLAY*	Build-n-play table, 36½"W x 18"D x 19"H.	2633.00	1	61.0	4.00		Call
ECSWT4617T*	Sand and water sensory table with top, 46"W x 17"D x 24"H.	2963.00	1	50.0	3.50		70

Color: Birch.

### HOW TO ORDER:

- To order, specify the model number and WOD622 (e.g., ECKTCHN-WOD622).

# ESSENTIALS

SOLD IN FULL CARTONS ONLY

Model No.	Description	Unit Price F.O.B. Warehouse	Units Per Carton	Unit Weight	Unit Cube	Fed Ex.	Freight Class
-----------	-------------	-----------------------------------	------------------------	----------------	--------------	------------	------------------

## BUILDING SERVICES



BT1272	Park bench, portable, diamond pattern surfaces, plastic coated metal, 6'.	5583.00	1	97.0	1.00		85
BT19318D	Picnic table, 8', diamond pattern, plastic coated, 30" table top, 12" seat.	10292.00	1	227.0	30.00		85
CLOCK12	Clock, wall, quartz, 12" shatter-resistant safety lens.	130.00	8	1.0	1.00		100
FLAGHOLD	Steel classroom staff flag holder, 12 to a carton.	27.00	12	0.2	0.08		70
FLAGIN1624	US flag, 16"H x 24"W mounted on 7/8" x 48" staff (for indoor use only).	57.00	24	0.1	0.03		85
FLAGIN2436	Classroom flag on staff, 24" x 36" (for indoor use only).	116.00	12	4.5	0.03		85
FLAGIN3660SET	Flag presentation set 35XN, U.S., 3' x 5' fringed flag, admiral floor stand, 2-piece polished oak pole, 7" gold plated eagle, and golden yellow cord and tassels (for indoor use only).	1423.00	1	17.0	0.86		85
ECCOT	Cot, standard size, 53"W x 23"D x 5"H. Blue. Shipped KD. Price is for 6 cots per carton.	1669.00	1	56.0	2.20		125
FABEDPD	Bed, first aid, Naugahyde vinyl upholstery, adjustable 6-position headrest lounge, paper dispenser, 26"W x 74"L x 18"H.	4035.00	1	95.0	27.00		125
FATREAT	Treatment table, Naugahyde vinyl upholstery, 2" thick foam padding, pillow, 28"W x 74"L x 31"H.	6277.00	1	174.0	43.90		125
DFASCALE	Digital first-aid scale, range 30"-84 1/4". Capacity: 500 lbs.	3430.00	1	26.0	3.35		125
FASTOOL	Medical stool, swivel seat with pneumatic seat height adjustment, 17"-22"H x 16"D.	1577.00	1	20.0	3.06		100
KPHYSED	Portable ball locker, lockable hinged top, 24"W x 42"L x 36"H.	2735.00	1	50.0	6.00		70
LIBSTPSTL	Step stool, mobile two-step step stool. Heavy-duty step stool glides easily on retractable rubber casters. 16" diameter x 13 1/2"H. Soft, slip resistant pads on both steps. Wheels retract when stepped on. Heavy-duty plastic construction will not damage walls or furniture. Color: Adobe.	1300.00	1	5.9	2.17		100
TRSHCANMED	StepCan, plastic liner, 3.5 gal, 10" dia. x 15 3/4"H, White.	861.00	1	8.4	1.59		125
TRSHCAN	Waste can, plastic, 41 1/4 quart capacity, 11"W x 15 1/4"D x 19 1/2"H, Gray.	187.00	12	2.4	0.28		125
TRSHCAN55G	Brute trash container, 55 gallon, 26 1/2" dia. x 33"H, Gray.	1788.00	1	18.0	13.90		125
HCTTRASH	Dolly for Brute trash container.	1289.00	2	6.9	1.00		100
TRSHCAN55GLID	Lid for Brute trash container.	483.00	1	4.0	0.09		125
TRSHCANOUT	Outdoor receptacle, 24" diameter, flat top with 8" hole, diamond pattern surfaces, plastic coated metal, green, plastic liner.	5086.00	1	18.0	13.90		125
TRSHCANREC	Recycling waste basket, plastic, 41 1/4 quart capacity, 11"W x 15 1/4"D x 19 1/2"H, Blue.	204.00	1	1.0	0.00		125

### HOW TO ORDER:

- To order, specify the model number (e.g., BT1272).


## PRODUCT INDEX

# Supplemental Price List

Effective January 1, 2023

Products found in the Supplemental Price List (pages 124-127) may require minimum quantities, additional lead-times, and a limited color offering.

## COLORS & FINISHES FOR SUPPLEMENTAL PRODUCTS

<p><b>SOFT PLASTICS (Standard)</b> <i>(Seats, Book Boxes, Stools and Stool Tables)</i></p> <p>BLACK-BLK01 CHOCOLATE-BRN14 COBALT BLUE-BLU65 FOREST GREEN-GRN75 GRAPHITE-GRY41 GREEN APPLE-GRN12 NAVY-BLU51 PURPLE IRIS-PUR43 RED-RED70 SKY BLUE-BLU40 SQUASH-YLW47 WINE-RED50</p> <p><b>2000 &amp; 9000 SERIES with PADDED SEATS</b></p> <p>BLACK-BLK01-BLK261 FOREST GREEN-GRN75-GRN203 GRAPHITE-GRY41-GRY265 NAVY-BLU51-BLU204 WINE-RED50-RED201</p> <p><b>HARD PLASTIC &amp; FRW™ SEATS &amp; BACKS (Standard)</b></p> <p>BLACK-BLK01 FOREST GREEN-GRN75 NAVY-BLU51 RED-RED70 SANDSTONE-BRN96 SKY BLUE-BLU40 WINE-RED50</p> <p><b>HARD PLASTIC TOPS (Standard)</b></p> <p>FUSION MAPLE-BRN38 GREY NEBULA-GRY91 MEDIUM OAK-OAK84 SANDSTONE-BRN96</p>	<p><b>LAMINATES FOR STUDENT DESKS (Standard)</b></p> <p>FUSION MAPLE-MPL385 GREY NEBULA-GRY091 MEDIUM OAK-OAK084 WALNUT-WAL078</p> <p><b>LAMINATES FOR TABLES (Standard)</b></p> <p>ASIAN SAND-MPL008 CARMEL SAGAWOOD-WOD619 DRY CREEK PLUM-OAK072 FUSION MAPLE-MPL385 GREY NEBULA-GRY091 LOOKS LIKATRE-WHT066 MEDIUM OAK-OAK084 WALNUT-WAL078 WILD CHERRY-MHG586</p> <p><b>EDGE TREATMENTS</b></p> <p><i>Edge treatments for 3/8" particleboard high-pressure laminate tops for single pupil desks, chair desks and combo units have the following standard color combinations:</i></p> <ul style="list-style-type: none"> <li>• Grey Nebula with Black painted edge</li> <li>• Medium Oak with Clear lacquered edge</li> <li>• Fusion Maple with Clear lacquered edge</li> <li>• Walnut with Clear lacquered edge</li> </ul> <p><b>LACQUERED EDGE FINISH (Standard)</b></p> <p>BLACK-BLK01 CLEAR-CLR</p>	<p><b>UNIVERSAL EDGE BANDING (1 1/8")</b></p> <p></p> <ul style="list-style-type: none"> <li>• 4000 Series</li> <li>• 8700 Series</li> </ul> <p><b>COLORS</b></p> <p>CHAR BLACK-BLK01 FUSION MAPLE-BRN38</p> <p><b>VIRTUOSO® FABRIC UPHOLSTERY</b></p> <p>OPEN HOUSE 2334 GRAPHITE-GRY265 OPEN HOUSE 2334 MULBERRY-RED267 OPEN HOUSE 2334 ONYX-BLK261 OPEN HOUSE 2334 QUARRY BLUE-BLU263</p> <p><b>FRAME FINISHES (Standard)</b></p> <p>CHAR BLACK-BLK01 CHROME-CHRM SILVER MIST-GRY02.</p> <p><b>MOBILE CHAIRS BASE COLORS</b></p> <p>CHAR BLACK-BLK01 SILVER MIST - GRY02</p>
--	--	--

# SUPPLEMENTAL PRODUCTS

SOLD IN FULL CARTONS ONLY

Model No.	Description	Unit Price F.O.B. Warehouse	Units Per Carton	Unit Weight	Unit Cube	Fed Ex.	Freight Class
165	<i>Folding tablet arm has ¾" thick plywood surfaced with a high- pressure laminate.</i>	388.00	2	16.0	2.04		85
2050	<i>18½" seat height.</i>	273.00	2	13.9	5.29	*	175
2050EL	<i>18½" seat height, extra-large seat.</i>	298.00	2	13.9	5.29	*	250
2050ELP	<i>18½" seat height, extra-large seat, padded seat.</i>	353.00	2	14.6	5.29	*	250
2050P	<i>18½" seat height, padded seat and back pads.</i>	328.00	2	14.6	5.29	*	175
2260ELGC	<i>Mobile task chair, extra-large seat.</i>	720.00	1	23.0	5.19		175
2260ELGCLS	<i>Lab stool, extra-large seat.</i>	851.00	1	28.9	4.82	*	100
2260ELPGC	<i>Mobile task chair, extra-large seat, padded seat and back pads, casters.</i>	798.00	1	23.7	5.19		175
2260ELPGCLS	<i>Lab stool, extra-large seat, padded seat and back pads.</i>	906.00	1	28.9	4.82		100
2260PGC	<i>Mobile task chair, padded seat and back pads.</i>	773.00	1	23.1	4.82		100
2440BR	<i>Laminate top, bookrack.</i>	769.00	1	45.8	17.17		300
2440ELBR	<i>Laminate top, no bookrack,extra-large seat.</i>	794.00	1	45.8	17.17		300
2440NBR	<i>Laminate top, no bookrack.</i>	724.00	1	43.5	17.17		300
2612	<i>12" seat height.</i>	203.00	4	7.2	1.38	*	Call
2614	<i>14" seat height.</i>	203.00	4	7.6	1.52	*	Call
2616	<i>16" seat height.</i>	231.00	4	9.6	1.95	*	Call
2618	<i>18" seat height.</i>	235.00	4	11.7	2.78	*	Call
264513	<i>13" seat height.</i>	316.00	5	9.4	1.67		175
264515	<i>15½" seat height.</i>	340.00	5	11.6	2.09		175
264517	<i>17½" seat height.</i>	416.00	4	15.3	3.23		175
2645TAF	<i>Right handed, no bookrack.</i>	822.00	1	28.8	14.13		300
264613	<i>13" seat height.</i>	373.00	5	9.5	1.29		125
264615	<i>15½" seat height.</i>	391.00	5	12.6	2.12		175
264617	<i>17½" seat height.</i>	470.00	4	16.0	3.05		175
266015GC	<i>13"-16" seat height.</i>	678.00	1	18.1	3.73		100
266017GC	<i>16"-20½" seat height.</i>	773.00	1	25.7	4.82		92.5
266017GCLS	<i>19"-26½" seat height.</i>	902.00	1	30.4	4.82		92.5
267017BR	<i>Laminate top, bookrack.</i>	1083.00	1	47.8	19.11		300
267017NBR	<i>Laminate top, no bookrack.</i>	1038.00	1	45.5	19.11		300
2800PN	<i>22"-30" adjustable height, laminate top.</i>	934.00	2	30.7	4.95	*	125
2945	<i>Chair without armrests.</i>	1015.00	4	20.2	3.67		175
2945A	<i>Chair with armrests.</i>	1045.00	4	22.1	4.27		175
2945AP	<i>Chair with armrests, padded seat and backrest.</i>	1105.00	4	23.1	4.27		175



Products on this page are GREENGUARD® certified.

Virco®

# SUPPLEMENTAL PRODUCTS

SOLD IN FULL CARTONS ONLY

Model No.	Description	Unit Price F.O.B. Warehouse	Units Per Carton	Unit Weight	Unit Cube	Fed Ex.	Freight Class
2945P	Chair without armrests, padded seat and backrest.	1075.00	4	21.2	3.67		175
2945TA	Fixed tablet arm.	1333.00	1	33.3	14.14		175
3312	12" seat height.	398.00	2	14.3	2.43	*	175
3314	14" seat height.	398.00	2	16.5	2.90	*	175
3316	16" seat height.	425.00	2	19.8	3.93	*	175
3318	18" seat height.	437.00	2	20.0	4.80	*	175
3318BR	18" seat height, bookrack.	482.00	2	24.6	4.80	*	175
3318XB	18" seat height, X-brace.	482.00	2	21.1	4.80	*	175
3640BRM	18" x 24" hard plastic top, bookrack.	1220.00	1	55.0	17.17		300
3640NBRM	18" x 24" hard plastic top, no bookrack.	1175.00	1	52.7	17.17		300
3818LS	18" seat height.	1373.00	1	29.9	6.44		175
3821LS	21" seat height.	1397.00	1	30.4	7.07		175
3860GCLS	Adjustable-height lab stool.	902.00	1	34.9	4.82		125
402436SC	24"W x 36"L.	1669.00	3	100.6	4.12	*	Call
4100	18" seat height.	424.00	4	17.7	2.56		125
613060CR	30"W x 60"L crescent x 29"H.	2335.00	1	53.4	8.78		70
613672CR	36"W x 72"L crescent x 29"H.	2437.00	1	69.0	10.93		70
723	26"-34" adjustable height, laminated top, leg brace.	548.00	2	33.7	6.88		150
72BRLBN30	30" fixed height, laminated top, no bookrack, leg brace.	611.00	2	29.1	5.44		150
72BRLBPL	25"-30" adjustable height, plywood top, bookrack, leg brace.	631.00	2	28.6	4.86		150
72LB	25"-30" adjustable height, laminate top, no bookrack, leg brace.	526.00	2	21.6	4.86		150
72LBN30	30" fixed height, laminated top, no bookrack, leg brace.	566.00	2	24.1	5.44		150
751MBBLB	23"-31" adjustable height, laminate top, leg brace.	681.00	2	30.4	4.86	*	85
751MBBLBM	23"-31" adjustable height, hard plastic top, leg brace.	756.00	2	34.1	4.86	*	85
785LB	23"-31" adjustable height, laminate top, plastic book box, leg brace.	362.00	2	21.8	4.86		85
785LBM	23"-31" adjustable height, hard plastic top, plastic book box, leg brace.	437.00	2	25.8	4.86	*	85
785MBBLB	23"-31" adjustable height, laminate top, metal book box, leg brace.	377.00	2	27.6	4.86	*	85
785MBBLBM	23"-31" adjustable height, hard plastic top, metal book box, leg brace.	452.00	2	31.3	4.86	*	85
871	20" x 26" laminated top, plastic book box.	691.00	2	25.5	4.47		85
871M	20" x 26" hard plastic top, plastic book box.	781.00	2	29.5	4.47		150
872048QR	20"D x 48"W x 22"-30"H quarter-round adjustable height table. Quarter-round shaped surface allows for 4 tables to be grouped together in a circular formation.	885.00	2	48.7	2.91		Call
872430CC	24"W x 30"D x 30"H, corner connector with two tie-plates and one support leg.	622.00	2	31.8	1.99		Call
872436	24"W x 36"L x 22"-30"H.	709.00	3	50.8	2.65		Call



Products on this page are GREENGUARD® certified.



# SUPPLEMENTAL PRODUCTS

SOLD IN FULL CARTONS ONLY

Model No.	Description	Unit Price F.O.B. Warehouse	Units Per Carton	Unit Weight	Unit Cube	Fed Ex.	Freight Class
872436SC	24"W x 36"L.	1785.00	4	101.0	5.19	*	Call
872448	24"W x 48"L x 22"-30"H.	832.00	3	58.0	2.97		Call
872460	24"W x 60"L x 22"-30"H.	937.00	3	71.0	3.64		Call
872472	24"W x 72"L x 22"-30"H.	1172.00	3	79.7	4.04		Call
873	22"-30" adjustable height, laminate top.	930.00	2	31.5	4.61		150
873030CC	30"W x 30"D x 30"H, corner connector with two tie-plates and one support leg.	622.00	2	35.9	1.99		Call
873036	30"W x 36"L x 22"-30"H.	859.00	3	54.8	3.22		Call
873048	30"W x 48"L x 22"-30"H.	957.00	3	70.0	3.64		Call
873060	30"W x 60"L x 22"-30"H.	1085.00	3	81.3	4.10		Call
873072	30"W x 72"L x 22"-30"H.	1317.00	3	95.0	4.50		Call
873672	36"W x 72"L x 22"-30"H.	1362.00	3	108.3	4.97		Call
873M	22"-30" adjustable height, hard plastic top.	1020.00	2	38.9	4.61		150
8771	20" x 26" laminated top, no plastic book box.	673.00	2	24.9	4.47		85
8771M	20" x 26" hard plastic top, no plastic book box.	763.00	2	28.9	4.47		85
878	24" x 48" laminate top, two-student desk, plastic book boxes.	1158.00	1	60.0	17.68		125
87PF2436	24"W x 36"L x 22"-30"H.	1914.00	4	54.4	4.03		Call
87PF2448	24"W x 48"L x 22"-30"H.	2211.00	4	69.8	4.91		Call
87PF2460	24"W x 60"L x 22"-30"H.	2541.00	4	84.6	5.73		Call
87PF2472	24"W x 72"L x 22"-30"H.	2672.00	4	106.5	6.53		Call
87PF3036	30"W x 36"L x 22"-30"H.	2029.00	4	62.8	4.89		Call
87PF3048	30"W x 48"L x 22"-30"H.	2283.00	4	81.2	5.84		Call
87PF3060	30"W x 60"L x 22"-30"H.	2644.00	4	95.5	6.78		Call
87PF3072	30"W x 72"L x 22"-30"H.	2911.00	4	110.6	7.68		Call
87PFHR48	24"W x 48"L x 22"-30"H, half round.	1906.00	4	61.6	4.46		Call
87PFHR60	30"W x 60"L x 22"-30"H, half round.	2240.00	4	81.3	6.08		Call
87PFHR84	40"W x 84"L x 22"-30"H, half round.	3655.00	4	132.6	10.54		Call
87PFSHLF48	24" x 48" half round shelf. The shelf is equipped with a 3" grommet.	1667.00	1	32.2	2.00		70
87TRAP48	24"W x 24"W x 24"W x 48"L x 22"-30"H.	1234.00	3	54.6	1.93		Call
87TRAP60	30"W x 30"W x 30"W x 60"L x 22"-30"H.	1314.00	3	58.2	3.61		Call
87TRAP84	42"W x 42"W x 42"W x 84"L x 22"-30"H.	2541.00	3	120.0	7.52		Call
9050	18" seat height.	273.00	2	14.0	5.29	*	250
9050P	18" seat height, padded seat and back pads.	328.00	2	14.9	5.29	*	175
9260GCLS	20¾" to 28½" seat height.	805.00	1	27.2	4.82		175
9260PGCLS	20¾" to 28½" seat height, padded seat and back pads.	860.00	1	28.0	4.82		175



Products on this page are GREENGUARD® certified.

Virco®

# SUPPLEMENTAL PRODUCTS

SOLD IN FULL CARTONS ONLY

Model No.	Description	Unit Price F.O.B. Warehouse	Units Per Carton	Unit Weight	Unit Cube	Fed Ex.	Freight Class
9612	12" seat height.	203.00	4	7.1	1.37	*	175
9614	14" seat height.	203.00	4	7.5	1.51		175
9616	16" seat height.	231.00	4	9.7	2.11	*	175
9618	18" seat height.	235.00	4	9.8	2.78	*	250
9640BR	18" x 24" laminate top, bookrack.	769.00	1	42.7	17.17		300
9640NBR	18" x 24" laminate top, no bookrack.	724.00	1	40.4	17.17		300
HCT4100	Chair truck/hand cart for Ultrastack™ chairs, deluxe 4-wheeled. 26"L x 24¼"D x 17"H.	2321.00	1	48.0	9.20		150
HCT2646	Chair truck/storage cart for I.Q.® Series sled-based chairs, deluxe 4-wheeled. The unit shall hold a maximum of 10 model 264617 chairs. 35"L x 23¾"W x 23⅜"H.	1746.00	1	42.0	5.25		100
HCT2945	Chair truck/storage cart for Virtuoso® Series chairs, deluxe 4-wheeled. This unit shall hold a maximum of 12 of models 2945 and 2945P chairs. 45½"L x 25¾"W x 44¾"H.	2417.00	1	72.0	11.20		125
N260ELGC	18½" to 22½" seat height, extra-large seat.	826.00	1	35.6	5.19	*	Call
N260ELGCLS	22⅞" to 28⅞" seat height, extra-large seat.	978.00	1	36.7	5.19	*	Call
T87CPU	CPU holder: accommodates CPUs between 5½" and 10" wide; height-adjustment range is 6" to 19¼" if inside-mounted, or 6" to 24¾" if outside-mounted.	708.00	1	5.3	0.16		100
TKBMT29	Keyboard mouse tray, curved. 12" x 29".	579.00	1	10.3	0.78	*	100
TVCM	Vertical cord manager.	321.00	1	1.6	0.12		100
U87CAST	Four pack of swivel casters.	275.00	1	5.0	0.09		65
UCLM	A steel column assembly to support a half round (60" and 84") or trapezoid (84" and 96") shelf above a half round table. Column adjusts shelf height from 17" to 24" in one-inch increments.	1156.00	1	19.8	5.35		70
UGRMT35	Grommet kit including two 3½" grommet covers with matching sleeves. Black. Table drilling and grommet installation to be done by customer.	54.00	1	0.3	0.07		100
USHLFTRAP48	Trapezoidal shelf hutch, 24" x 24" x 24"W x 48"L. Support column required. A 3" wire management grommet is installed in the center and 4" in from the flat side. Support column UCLM ordered separately.	809.00	1	25.0	1.09		70



# PRODUCT INDEX

NUMERICAL ORDER.....Page No.	NUMERICAL ORDER.....Page No.	NUMERICAL ORDER.....Page No.	NUMERICAL ORDER.....Page No.	NUMERICAL ORDER.....Page No.
12018.....2	266017GCLS.....124	48CLO48.....66	50SLADJ.....48	603096.....71
1201927SG.....2	267017BR.....124	48COOP72.....66	50SPK4830.....69	603672.....71
12024.....2	267017NBR.....124	48FLOW60.....66	50SPK6030.....69	603696.....71
1202533SG.....2	2700BR.....23	48FLRLEG.....68	50SWV5430.....69	6060R.....71
12030.....2	2703MBTT.....112	48HORSE60.....66	50TRAP4830.....69	611872.....72
12118.....2	2703NDMBTT.....112	48HORSE60DC.....66	50TRAP6030.....69	611896.....72
1211927SG.....2	2703NDTT.....112	48HUB48.....67	50TRAP8430.....69	612472.....72
12124.....2	2703TT.....112	48HUB60.....67	50TRI30.....49	612496.....72
1212533SG.....2	2800PN.....124	48KID72.....67	50TRIADJ.....49	613060.....72
12130.....2	2945.....124	48LF3060.....67	533048RP.....52	613060CR.....125
12218.....2	2945A.....124	48NEST48.....67	533060.....52	613072.....72
1221927SG.....2	2945AP.....124	48NEST54.....67	533066LP.....52	613096.....72
12224.....2	2945P.....125	48NEST60.....67	533066RP.....52	613672.....72
1222533SG.....2	2945TA.....125	48PIN60.....67	53CAB361830.....108	613672CR.....125
12230.....2	2BC3636.....114	48POOL.....67	53CAB361842.....108	613696.....72
12318.....2	2BC3648.....114	48SL3048.....67	53CAB361852.....108	6160HR.....72
12324.....2	2BC4836.....114	48SL3054.....67	53CAB361864.....108	6160R.....72
12330.....2	2BC4848.....114	48SL3060.....67	53CAB361872.....108	6166R.....72
162.....3	2S3424.....111	48SL3648.....67	53DRWR60.....52	6172HR.....72
165.....124	2S4812.....111	48SL3654.....67	53FKEY.....52,64,107,108,109,110	6172R.....72
167.....3	2S4824.....111	48SL3660.....67	53LF302D.....107	621872.....72
168.....3	3012.....5	48SPK48.....67	53LF304D.....107	621896.....72
188.....3	3014.....5	48SPK60.....67	53LF305D.....107	623072.....72
190.....4	3016.....5	48SWV54.....67	53LF362D.....107	623096.....72
198.....4	3018.....5	48TRAP48.....67	53LF364D.....107	623672.....72
198ARM.....4	3312.....125	48TRAP60.....67	53LF365D.....107	623696.....72
2012.....5	3314.....125	48TRAP84.....67	53LF422D.....107	6260R.....72
2014.....5	3316.....125	50243630.....68	53LF424D.....107	66129.....77
2016.....5	3318.....125	50244830.....68	53LF425D.....107	66133.....77
2018.....5	3318BR.....125	50246030.....68	53LFDD.....64,107	6613336.....77
2050.....124	3318XB.....125	50247230.....68	53MP1520BBF.....108	6613341.....77
2050EL.....124	3400BRM.....23	50303630.....68	53MP1520BF.....108	66140.....77
2050ELP.....124	3400LABRM.....23	50304830.....68	53MP1520FF.....108	6614036.....77
2050P.....124	3640BRM.....125	50306030.....68	53MP1520PBF.....108	6614041.....77
2260ELGC.....124	3640NBRM.....125	50307230.....68	53RTNLP.....52	66222.....77
2260ELGCLS.....124	3700BRM.....23	50363630.....68	53RTNRP.....52	66229.....77
2260ELPGC.....124	3818LS.....125	50366030.....68	53TW1.....109	66422.....75
2260ELPGCLS.....124	3821LS.....125	50367230.....68	53TW2.....109	66433.....75
2260PGC.....124	3860GC.....5	5036R30.....68	53TW3.....109	66GLD.....77
2301-15TT.....111	3860GCLS.....125	5042R30.....69	53TW4.....109	681872.....73
2301DFND.....111	402436SC.....125	50484830.....68	53VF152D.....109	682060.....73
2321.....111	4100.....125	5048R30.....69	53VF154D.....109	682454.....73
2325.....111	4300.....6	5060R30.....69	53VF155D.....109	682460.....73
2400BR.....23	4301.....6	50B00M30.....39	53VF182D.....109	683060.....73
2400NBR.....23	43TARM.....6	50B00M30M.....39	53VF184D.....109	683072.....73
2440BR.....124	43WARM.....6	50BU506030.....69	53VF185D.....109	683672.....73
2440ELBR.....124	4430.....6	50CLO4830.....69	543.....53	684260.....73
2440NBR.....124	4435A.....6	50COOP7230.....69	546.....53	6848R.....73
2501.....111	4440A.....6	50FLOW6030.....69	54VF152D.....110	6860R.....73
2501-30TT.....111	4445A.....6	50HORS6030.....69	54VF154D.....110	723.....125
2502.....111	482436.....66	50HORS60DC30.....69	54VF155D.....110	72BRLBN30.....125
2509-24DF.....111	482448.....66	50HUB4830.....69	54VF182D.....110	72BRLBPL.....125
2513.....111	482460.....66	50HUB6030.....69	54VF184D.....110	72LB.....125
2601.....111	482472.....66	50KID7230.....69	54VF185D.....110	72LBN30.....125
2612.....124	483036.....66	50LF306030.....69	57246030.....70	73025.....44
2614.....124	483048.....66	50NEST4830.....69	57247230.....70	73027.....44
2616.....124	483060.....66	50NEST5430.....69	57306030.....70	73030.....44
2618.....124	483072.....66	50NEST6030.....69	57307230.....70	73325.....44
264513.....124	483636.....66	50PIN6030.....69	601860.....71	73327.....44
264515.....124	483660.....66	50POOL30.....69	601872.....71	73330.....44
264517.....124	483672.....66	50SL30.....48	601896.....71	73525.....44
2645TAF.....124	4836R.....66	50SL304830.....69	602448.....71	73527.....44
264613.....124	4842R.....66	50SL305430.....69	602460.....71	73530.....44
264615.....124	484848.....66	50SL306030.....69	602472.....71	73ADJM.....45
264617.....124	4848R.....66	50SL364830.....69	602496.....71	73QADJM.....45
266015GC.....124	4860R.....66	50SL365430.....69	603060.....71	751MBB.....43
266017GC.....124	48BU5060.....67	50SL366030.....69	603072.....71	751MBBLB.....125

# PRODUCT INDEX

NUMERICAL ORDER.....Page No.	NUMERICAL ORDER.....Page No.	ALPHABETICAL ORDER.....Page No.	ALPHABETICAL ORDER.....Page No.	ALPHABETICAL ORDER.....Page No.
751MBBLBM.....125	8926 .....8	ACA1 .....26	ANSEL4 .....27	BRDROAM.....120
765MBB.....50	8936SB .....8	ACA1CT .....26	ANT1 .....25	BT1272 .....122
7745A .....7	8970SB .....8	ACA2 .....26	ANTASK16.....12	BT19318D.....122
7765A .....7	9010 .....9	ACA2CT .....26	ANTASK18.....12	C36R .....76
785 .....43	9012 .....9	ACA3 .....26	ANTF1 .....25	C36SL .....76
785CT.....43	9014 .....9	ACA3CT .....26	ARSTL .....23	C36SQ .....74,76
785LB .....125	9016 .....9	ACA4 .....26	ART243636 .....73	C42R .....76
785LBM .....125	9018 .....9	ACA4CT .....26	ART4260 .....73	C42SL .....74,76
785MBB.....43	9050 .....126	ACCA1CT .....27	ART4260ADJ .....73	C42SQ .....76
785MBBCT.....43	9050P .....126	ACCA2CT .....27	ARTCART .....120	C48R .....76
785MBBLB.....125	9260GCLS .....126	ACCA3CT .....27	ARTCARTSH.....120	C48SL .....76
785MBBLBM.....125	9260PGC .....9	ACCA4CT .....27	ARTCNTR.....120	C48SQ .....76
792026BB .....42	9260PGCLS .....126	ACCS1CT .....32	ARTDRY1 .....120	C60R .....76
792026BBM .....42	9400BR .....23	ACCS2CT .....32	ARTDRY40 .....120	C60SL .....76
792448 .....73	9400LABR .....23	ACCS3CT .....32	ARTROLA.....120	C60SQ .....76
792448BB .....42	9400LANBR .....23	ACCS4CT .....32	BB306030 .....74	CA18EL .....10
793060 .....73	9400NBR .....23	ACCW1CT .....28	BB3060ADJ .....74	CA25EL .....10
793072 .....73	9612 .....127	ACCW2CT .....28	BB3060ADJC .....74	CA30EL .....10
793672 .....73	9614 .....127	ACCW3CT .....28	BB3060ADJCSU .....74	CBK .....109,110
79HEXM .....42	9616 .....127	ACCW4CT .....28	BB3060ADJSU .....74	CBKLF .....64,107
79OCTM .....42	9618 .....127	ACCZ1CT .....35	BB307230 .....74	CBKLG .....110
871 .....125	9640BR .....127	ACCZ2CT .....35	BB3072ADJ .....74	CCA1 .....25
871M .....125	9640NBR .....127	ACCZ3CT .....35	BB3072ADJC .....74	CCA2 .....25
872048QR .....125	9700BR .....23	ACCZ4CT .....35	BB3072ADJCSU .....74	CCA3 .....25
872430CC .....125	9700BRLH .....23	ACS1 .....31	BB3072ADJSU .....74	CCA4 .....25
872436 .....125		ACS1CT .....32	BB366030 .....74	CCSG1 .....30
872436SC .....126		ACS2 .....31	BB3660ADJ .....74	CCSG2 .....30
872448 .....126		ACS2CT .....32	BB3660ADJC .....74	CCSG3 .....30
872460 .....126		ACS3 .....31	BB3660ADJCSU .....74	CCSG4 .....30
872472 .....126		ACS3CT .....32	BB3660ADJSU .....74	CCW1 .....27
873 .....126		ACS4 .....31	BB367230 .....74	CCW2 .....27
873030CC .....126		ACS4CT .....32	BB3672ADJ .....74	CCW3 .....27
873036 .....126		ACZ1 .....34	BB3672ADJC .....74	CCW4 .....27
873048 .....126		ACZ1CT .....35	BB3672ADJCSU .....74	CCZ1 .....33
873060 .....126		ACZ2 .....34	BB3672ADJSU .....74	CCZ2 .....33
873072 .....126		ACZ2CT .....35	BB426030 .....74	CCZ3 .....33
873672 .....126		ACZ3 .....34	BB4260ADJ .....74	CCZ4 .....33
873M .....126		ACZ3CT .....35	BB4260ADJC .....74	CF30 .....75
8771 .....126		ACZ4 .....34	BB4260ADJCSU .....74	CF36 .....75
8771M .....126		ACZ4CT .....35	BB4260ADJSU .....74	CF41R36 .....75
878 .....126		AN12 .....10	BB484830 .....74	CF41R42 .....75
87PF2436 .....126		AN14 .....10	BB4848ADJ .....74	CLOCK12 .....122
87PF2448 .....126		AN16 .....10	BB4848ADJC .....74	CPUCADDY .....78,79,93,103
87PF2460 .....126		AN18 .....10	BB4848ADJCSU .....74	CS18 .....16
87PF2472 .....126		ANC1 .....24	BB4848ADJSU .....74	CS25 .....16
87PF3036 .....126		ANC1CT .....24	BB545430 .....74	CS30 .....16
87PF3048 .....126		ANC2 .....24	BB5454ADJ .....74	CT24488ADJ .....79
87PF3060 .....126		ANC2CT .....24	BB5454ADJC .....74	CT24548ADJ .....79
87PF3072 .....126		ANC2M15 .....10	BB5454ADJCSU .....74	CT24608ADJ .....79
87PFHR48 .....126		ANC2M18 .....10	BB5454ADJSU .....74	CT24728ADJ .....79
87PFHR60 .....126		ANC3 .....24	BCM3630 .....114	CT30 .....76
87PFHR84 .....126		ANC3CT .....24	BCM3642 .....114	CT30488ADJ .....79
87PFSHLF48 .....126		ANC4 .....24	BCM3652 .....114	CT30548ADJ .....79
87TRAP48 .....126		ANC4CT .....24	BCM3672 .....114	CT30608ADJ .....79
87TRAP60 .....126		ANCANT14 .....11	BCM3684 .....114	CT30728ADJ .....79
87TRAP84 .....126		ANCANT16 .....11	BCMCAST3635 .....115	CT36 .....76
8802 .....7		ANCANT18 .....11	BCMCAST3648 .....115	CT36488ADJ .....79
8806 .....7		ANFLROCK15 .....11	BCMCAST3658 .....115	CT36548ADJ .....79
8830SBG .....7		ANFLROCK18 .....11	BCMCAST3678 .....115	CT36608ADJ .....79
8915 .....8		ANLAB .....12	BHPEG1 .....81,100	CT36728ADJ .....79
8916SB .....8		ANR2MTASK18 .....12	BHPEG2 .....78,79	CT41 .....76
8916SBCB .....8		ANROCK14 .....11	BRDESBLTUB .....120	CW18 .....13
8917 .....8		ANROCK16 .....11	BRDNEXUS .....120	CW25 .....13
8918SB .....8		ANROCK18 .....11	BRDNEXUSIDEA .....120	CW30 .....13
8919SB .....8		ANSEL1 .....27	BRDNEXUSPLUS .....120	CZ18 .....20
8920SB .....8		ANSEL2 .....27	BRDNEXUSPLUS4 .....120	CZ18FRW .....22
8925 .....8		ANSEL3 .....27	BRDNEXUSTAB .....120	CZ25 .....20

# PRODUCT INDEX

ALPHABETICAL ORDER.....Page No.	ALPHABETICAL ORDER.....Page No.	ALPHABETICAL ORDER.....Page No.	ALPHABETICAL ORDER.....Page No.	ALPHABETICAL ORDER.....Page No.
CZ25FRW .....22	FTT3048 .....78	LSS371282 .....116	N260ELGC .....127	PR2466LPT3 .....60
CZ30 .....20	FTT3060 .....78	LSU39 .....116	N260ELGCLS .....127	PR2466LPT4 .....60
CZ30FRW .....22	FTT3072 .....78	LT3672 .....80	N260GC .....14	PR2466LPT5 .....61
DFASCALE .....122	FTT3084 .....78	LT48R .....80	N260GCLS .....14	PR2466P .....56
EC3ESLMRK .....120	FTT52448 .....78	LTS2260829 .....80	N270BR .....29	PR2466RPT1 .....57
ECBKRAK5 .....118	FTT53048 .....78	LTS2272829 .....80	N312 .....18	PR2466RPT2 .....58
ECBKRAK5DF .....118	FTTCPU .....78,79	LTS2284829 .....80	N314 .....18	PR2466RPT3 .....60
ECBKRAK6BRD .....118	FVF18534DF .....110	LTS2296829 .....80	N316 .....18	PR2466RPT4 .....60
ECBKRAKDH .....118	HCT2646 .....127	LTS2460829 .....80	N318 .....18	PR2466RPT5 .....61
ECBLOCKBIN .....121	HCT2945 .....127	LTS2472829 .....80	N3COBRM .....32	PR2472LPT1 .....57
ECBLOCKS183 .....121	HCT4 .....119	LTS2484829 .....80	N3CONBRM .....32	PR2472LPT2 .....58
ECBNPLAY .....121	HCT4100 .....127	LTS2496829 .....80	N3CORBRM .....32	PR2472LPT3 .....60
ECBROOMKIT .....121	HCT6 .....119	LTS3048829 .....80	N3CORNBRM .....32	PR2472LPT4 .....60
ECBROWSER .....118	HCT6072 .....119	LTS3054829 .....80	N3LAB .....19	PR2472LPT5 .....61
ECCH12 .....22	HCT789 .....119	LTS3060829 .....80	N3TASK16 .....18	PR2472P .....56
ECCH14 .....22	HCT8 .....119	LTS3072829 .....80	N3TASK18 .....18	PR2472RPT1 .....57
ECCOT .....122	HCTTRASH .....122	LTS3084829 .....80	N912 .....13	PR2472RPT2 .....58
ECCUB2436TTC .....116	HRTT1 .....119	LTS3096829 .....80	N914 .....13	PR2472RPT3 .....60
ECCUB244815 .....117	HTT6 .....119	LTS3654829 .....80	N916 .....13	PR2472RPT4 .....60
ECCUB244818 .....117	HTT8 .....119	LTS3660829 .....80	N918 .....13	PR2472RPT5 .....61
ECCUB249615 .....117	HWT2430 .....79	LTS3672829 .....80	N918TA .....28	PR3048P .....56
ECCUB304815 .....117	HWT2436 .....79	LTS36728RT29 .....80	N918TAF .....28	PR3060DP .....56
ECCUB304818 .....117	HWT2442 .....79	LTS3684829 .....80	N9COBR .....28	PR3066P .....56
ECCUB304829 .....116	HWT2448 .....79	LTS3696829 .....80	N9CONBR .....28	PR3072DP .....56
ECCUB309615 .....117	HWT2460 .....79	MC2432 .....44	N9CORBR .....28	PR3072P .....56
ECCUB364815 .....117	HWT2472 .....79	MC2432SU .....44	N9CORNBR .....28	PRC2460DP .....56
ECCUB364818 .....117	HWT2484 .....79	MET .....45	N9LAB .....13	PRC2460DPT1 .....58
ECCUB483615 .....117	HWT3030 .....79	METB18 .....45	N9LEDBR .....29	PRC2460DPT2 .....59
ECCUB4836TT25 .....116	HWT3036 .....79	METD30 .....45	N9SLEDNBR .....29	PRC2460DPT3 .....60
ECCUB4836TT30 .....116	HWT3042 .....79	METS12 .....45	N9TASK16 .....13	PRC2460DPT4 .....60
ECCUB484816 .....117	HWT3048 .....79	MMKEY .....52,64,107,108,109,110	N9TASK18 .....13	PRC2460DPT5 .....62
ECDOLLBED .....121	HWT3060 .....79	MT30144 .....82	NACR .....94,103	PRC2472DP .....56
ECDOLLCHAIR .....121	HWT3072 .....79	MT3096 .....82	PR2448 .....56	PRC2472DPT1 .....58
ECDESS .....121	HWT3084 .....79	MT48R .....82	PR2448LPT1 .....57	PRC2472DPT2 .....59
ECEASLE .....120	HWT52448 .....79	MT60OCT .....82	PR2448LPT2 .....58	PRC2472DPT3 .....60
ECIRONSET .....121	HWT53048 .....79	MT60R .....82	PR2448LPT3 .....60	PRC2472DPT4 .....60
ECKTCHN .....121	IMS30481 .....53	MT72R .....82	PR2448LPT4 .....60	PRC2472DPT5 .....62
ECKTCNTR .....121	IMS30482 .....53	MTB152710 .....83	PR2448LPT5 .....61	PRFC321 .....64
ECLCTRNWHT .....118	IMS30483 .....53	MTB152712 .....83	PR2448P .....56	PRFC322 .....64
ECLK3655 .....117	IMS30484 .....53	MTB15278 .....83	PR2448RPT1 .....57	PRFC323 .....64
ECLK4848 .....117	IMS30561 .....53	MTB172910 .....83	PR2448RPT2 .....58	PRFC641 .....64
ECLK4854S .....117	IMS30562 .....53	MTB172912 .....83	PR2448RPT3 .....60	PRFC642 .....64
ECMIRROR .....121	IMS30563 .....53	MTB17298 .....83	PR2448RPT4 .....60	PRFC643 .....64
ECROCK12 .....22	IMS30564 .....53	MTB193110W .....83	PR2448RPT5 .....61	PRHD3060 .....56
ECROCK18 .....22	IMT1 .....54	MTB193112W .....83	PR2448T1 .....57	PRHD3060P .....56
ECSINK .....121	IMT2 .....54	MTB19318W .....83	PR2448T2 .....58	PRHD3066 .....56
ECSTORPUZ .....117	IMT3 .....54	MTB015275 .....83	PR2448T3 .....59	PRHD3066P .....56
ECSTORTTCL12 .....116	IMT4 .....54	MTB017295 .....83	PR2448T4 .....59	PRHD3076P .....56
ECSWT4617T .....121	IMTIT .....54	MTC8 .....84	PR2448T5 .....61	PRHD3082P .....56
ECTHEATER .....121	IMTS .....54	MTS15271216 .....85	PR2460 .....56	PRHDL3076CR39L .....63
FABEPDP .....122	KBRKT2 .....120	MTS17291012 .....85	PR2460LPT1 .....57	PRHDL3076CR39R .....63
FASTOOL .....122	KPHYSED .....122	MTS17291212 .....85	PR2460LPT2 .....58	PRHDL3076NR39L .....63
FATREAT .....122	L9032 .....116	MTS19311012W .....85	PR2460LPT3 .....60	PRHDL3076NR39R .....63
FLAGHOLD .....122	LB733 .....115	MTS19311212W .....85	PR2460LPT4 .....60	PRHDL3076R45 .....57
FLAGIN1624 .....122	LEP39 .....116	MTS193188W .....85	PR2460LPT5 .....61	PRHDL3076R45P .....57
FLAGIN2436 .....122	LIBCH16 .....22	MTSE15271012 .....84	PR2460RPT1 .....57	PRHDL3076RLT1 .....58
FLAGIN3660SET .....122	LIBCH18 .....22	MTSE17291012 .....84	PR2460RPT2 .....58	PRHDL3076RLT2 .....59
FTT2430 .....78	LIBRARBOOKB .....118	MTS0152758 .....85	PR2460RPT3 .....60	PRHDL3076RLT3 .....60
FTT2436 .....78	LIBSTPSTL .....122	MTS0172958 .....85	PR2460RPT4 .....60	PRHDL3076RLT4 .....61
FTT2442 .....78	LPDU39 .....116	MTS0193156W .....85	PR2460RPT5 .....61	PRHDL3076RLT5 .....62
FTT2448 .....78	LPSA361282 .....116	N212 .....14	PR2460T1 .....57	PRHDL3076RRT1 .....58
FTT2460 .....78	LPSS371282 .....116	N214 .....14	PR2460T2 .....58	PRHDL3076RRT2 .....59
FTT2472 .....78	LS2A362442 .....116	N216 .....14	PR2460T3 .....59	PRHDL3076RRT3 .....60
FTT2484 .....78	LS2P3642 .....116	N218 .....14	PR2460T4 .....59	PRHDL3076RRT4 .....61
FTT3030 .....78	LS2S372442 .....116	N240BR .....29	PR2460T5 .....61	PRHDL3076RRT5 .....62
FTT3036 .....78	LSA361282 .....116	N240NBR .....29	PR2466LPT1 .....57	PRHDL3082CR39L .....63
FTT3042 .....78	LSB3682 .....116	N250 .....14	PR2466LPT2 .....58	PRHDL3082CR39R .....63

# PRODUCT INDEX

ALPHABETICAL ORDER.....Page No.	ALPHABETICAL ORDER.....Page No.	ALPHABETICAL ORDER.....Page No.	ALPHABETICAL ORDER.....Page No.	ALPHABETICAL ORDER.....Page No.
PRHDL3082NR39L.....63	PROSMW48.....62	PT3060ADJCSU.....92	PT489629GR1.....93	PTFLOW60ADJC.....91
PRHDL3082NR39R.....63	PROSMW60.....62	PT3060ADJLO.....88	PT489629GR2.....93	PTFLOW60ADJCSU.....92
PRHDL3082R45.....57	PROSMW66.....62	PT3060ADJLOC.....88	PT489629GR3.....93	PTFLOW60ADJLO.....88
PRHDL3082R45P.....57	PROSMW72.....62	PT3060ADJMLO.....89	PT48R26C.....87	PTFLOW60ADJLOC.....88
PRHDL3082RLT1.....58	PRPS.....57	PT3060ADJMLC.....90	PT48R27.....86	PTFLOW60ADJMLO.....89
PRHDL3082RLT2.....59	PRU3082HD.....63	PT3060ADJSU.....91	PT48R29.....86	PTFLOW60ADJMLC.....90
PRHDL3082RLT3.....60	PRWMP21.....65	PT3060CR27.....86	PT48RADJ.....90	PTFLOW60ADJSU.....92
PRHDL3082RLT4.....61	PRWMP28.....65	PT3060CR29.....86	PT48RADJC.....91	PTHEX8429.....94
PRHDL3082RLT5.....62	PRWMP40.....65	PT3060CRADJ.....90	PT48RADJCSU.....92	PTHEX8429S.....94
PRHDL3082RRT1.....58	PS18.....15	PT3060CRADJCSU.....92	PT48RADJLO.....88	PTHEX9629.....94
PRHDL3082RRT2.....59	PS25.....15	PT3060CRADJLO.....88	PT48RADJLOC.....88	PTHEX9629S.....94
PRHDL3082RRT3.....60	PS30.....15	PT3060CRADJLOC.....88	PT48RADJMLO.....89	PTHORSE26C.....87
PRHDL3082RRT4.....61	PSTASK18.....15	PT3060CRADJMLO.....89	PT48RADJMLC.....90	PTHORSE27.....86
PRHDL3082RRT5.....62	PT246026C.....87	PT3060CRADJMLC.....90	PT48RADJSU.....92	PTHORSE29.....87
PRL3066CR39L.....63	PT246027.....86	PT3060CRADJSU.....91	PT60HR26C.....87	PTHORSEADJ.....90
PRL3066CR39R.....63	PT246029.....86	PT307226C.....87	PT60HR27.....86	PTHORSEADJC.....91
PRL3066NPR45.....63	PT246029C2.....87	PT307227.....86	PT60HR29.....86	PTHORSEADJCSU.....92
PRL3066NR39L.....63	PT2460ADJ.....90	PT307229.....86	PT60HRADJ.....90	PTHORSEADJLO.....88
PRL3066NR39R.....63	PT2460ADJC.....91	PT307229C2.....87	PT60HRADJC.....91	PTHORSEADJLOC.....89
PRL3066R45.....57	PT2460ADJC2.....91	PT3072ADJ.....90	PT60HRADJLO.....88	PTHORSEADJMLO.....89
PRL3066R45P.....57	PT2460ADJLO.....88	PT3072ADJC.....91	PT60HRADJLOC.....88	PTHORSEADJMLC.....90
PRL3066RLT1.....58	PT2460ADJLOC.....88	PT3072ADJC2.....91	PT60HRADJMLO.....89	PTHORSEADJSU.....92
PRL3066RLT2.....59	PT2460ADJMLO.....89	PT3072ADJCSU.....92	PT60HRADJMLC.....90	PTHVWC2.....47,94
PRL3066RLT3.....61	PT2460ADJMLC.....89	PT3072ADJLO.....88	PT60R27.....86	PTHVWC3.....47,94
PRL3066RLT4.....61	PT2460CR27.....86	PT3072ADJLOC.....88	PT60R29.....86	PTHVWCEND.....47,94
PRL3066RLT5.....62	PT2460CR29.....86	PT3072ADJMLO.....89	PT60RADJ.....90	PTKID7229.....87
PRL3066RRT1.....58	PT2460CRADJ.....90	PT3072ADJMLC.....90	PT60RADJC.....91	PTKID7229C.....87
PRL3066RRT2.....59	PT2460CRADJCSU.....92	PT3072ADJSU.....91	PT60RADJCSU.....92	PTKID72ADJ.....90
PRL3066RRT3.....61	PT2460CRADJLO.....88	PT308429.....93	PT60RADJLO.....88	PTKID72ADJCSU.....92
PRL3066RRT4.....61	PT2460CRADJLOC.....88	PT308439.....93	PT60RADJLOC.....88	PTKID72ADJLO.....88
PRL3066RRT5.....62	PT2460CRADJMLO.....89	PT30RHP26C.....87	PT60RADJMLC.....89	PTKID72ADJLOC.....89
PRL3072CR39L.....63	PT2460CRADJMLC.....89	PT3672RT26C.....87	PT60RADJMLO.....90	PTKID72ADJMLO.....89
PRL3072CR39R.....63	PT2460CRADJSU.....91	PT3672RT27.....86	PT60RADJSU.....92	PTKID72ADJMLC.....90
PRL3072NPR45.....63	PT247226C.....87	PT3672RT29.....86	PTBC2936.....114	PTKID72ADJSU.....92
PRL3072NR39L.....63	PT247227.....86	PT3672RTADJ.....90	PTBC2948.....114	PTLCASTER.....93,94
PRL3072NR39R.....63	PT247229.....86	PT3672RTADJC.....91	PTBC4836.....114	PTLCTRN.....118
PRL3072R45.....57	PT247229C2.....87	PT3672RTADJLO.....88	PTBC4848.....114	PTM426029.....95
PRL3072R45P.....57	PT2472ADJ.....90	PT3672RTADJLOC.....88	PTBC6036.....114	PTM426029C.....95
PRL3072RLT1.....58	PT2472ADJC.....91	PT3672RTADJMLO.....89	PTBC6048.....114	PTM4260ADJ.....95
PRL3072RLT2.....59	PT2472ADJC2.....91	PT3672RTADJMLC.....90	PTBC7236.....114	PTM4260ADJC.....95
PRL3072RLT3.....61	PT2472ADJLO.....88	PT369029.....93	PTBC7248.....114	PTM4260ADJCSU.....96
PRL3072RLT4.....61	PT2472ADJLOC.....88	PT369029C2.....93	PTBC8436.....114	PTM4260ADJSU.....95
PRL3072RLT5.....62	PT2472ADJMLO.....89	PT369029C2GR1.....94	PTBC8448.....114	PTM4260P29.....96
PRL3072RRT1.....58	PT2472ADJMLC.....89	PT369029C2GR2.....94	PTBKSTD.....118	PTM4260P29C.....96
PRL3072RRT2.....59	PT303029.....93	PT369029C2GR3.....94	PTC2472GR2.....54	PTM4260PADJ.....96
PRL3072RRT3.....61	PT303039.....93	PT369029GR1.....93	PTCOOP7226C.....87	PTM4260PADJC.....96
PRL3072RRT4.....61	PT304826C.....87	PT369029GR2.....93	PTCOOP7229.....87	PTM4260PADJCSU.....97
PRL3072RRT5.....62	PT304827.....86	PT369029GR3.....93	PTCOOP72ADJ.....90	PTM4260PADJSU.....96
PRLS.....57	PT304829.....86	PT4284RT27.....86	PTCOOP72ADJC.....91	PTM427229.....95
PRMP1620BBFC.....63	PT304829C2.....87	PT4284RT29.....86	PTCOOP72ADJCSU.....92	PTM427229C.....95
PRMP1620FFC.....63	PT3048ADJ.....90	PT4284RTADJ.....90	PTCOOP72ADJLO.....88	PTM4272ADJ.....95
PRMP1624RBBF.....64	PT3048ADJC.....91	PT4284RTADJCSU.....92	PTCOOP72ADJLOC.....88	PTM4272ADJC.....95
PRMP1624RBBFC.....64	PT3048ADJC2.....91	PT4284RTADJLO.....88	PTCOOP72ADJMLO.....89	PTM4272ADJCSU.....96
PRMP1624RFF.....64	PT3048ADJCSU.....92	PT4284RTADJLOC.....88	PTCOOP72ADJMLC.....90	PTM4272ADJSU.....95
PRMP1624RFFC.....64	PT3048ADJLO.....88	PT4284RTADJMLO.....89	PTCOOP72ADJSU.....92	PTM4272P29.....96
PROSF48.....62	PT3048ADJLOC.....88	PT4284RTADJMLC.....90	PTD3060.....54	PTM4272P29C.....96
PROSF60.....62	PT3048ADJMLO.....89	PT4284RTADJSU.....92	PTD3660BF.....54	PTM4272PADJ.....96
PROSF66.....62	PT3048ADJMLC.....89	PT484827.....86	PTD3672BF.....54	PTM4272PADJC.....96
PROSF72.....62	PT3048ADJSU.....91	PT484829.....86	PTD3676P.....54	PTM4272PADJCSU.....97
PROSL48.....62	PT306026C.....87	PT4848ADJ.....90	PTD4072SE.....54	PTM4272PADJSU.....96
PROSL60.....62	PT306027.....86	PT4848ADJCSU.....92	PTD4484E.....54	PTM486029.....95
PROSL66.....62	PT306029.....86,93	PT4848ADJLO.....88	PTD4484SE.....54	PTM486029C.....95
PROSL72.....62	PT306029C2.....87	PT4848ADJLOC.....88	PTDCPU.....48,55	PTM4860ADJ.....95
PROSM48.....62	PT306039.....93	PT4848ADJMLO.....89	PTFLOW6026C.....87	PTM4860ADJC.....95
PROSM60.....62	PT3060ADJ.....90	PT4848ADJMLC.....90	PTFLOW6027.....86	PTM4860ADJCSU.....96
PROSM66.....62	PT3060ADJC.....91	PT4848ADJSU.....92	PTFLOW6029.....87	PTM4860ADJSU.....95
PROSM72.....62	PT3060ADJC2.....91	PT489629.....93	PTFLOW60ADJ.....90	PTM4860P29.....96



# PRODUCT INDEX

ALPHABETICAL ORDER.....Page No.	ALPHABETICAL ORDER.....Page No.	ALPHABETICAL ORDER.....Page No.	ALPHABETICAL ORDER.....Page No.	ALPHABETICAL ORDER.....Page No.
PTM4860P29C.....96	PTPIN60ADJMLOC.....90	PTTRAP6027.....86	SG419.....15	TE24548Y30.....101
PTM4860PADJ.....96	PTPIN60ADJSU.....92	PTTRAP6029.....87	SGARMSKD.....29	TE24548YADJ.....101
PTM4860PADJC.....96	PTPOOL26C.....87	PTTRAP60ADJ.....91	SGC1CT.....30	TE24608Y24.....101
PTM4860PADJCSU.....97	PTPOOL27.....86	PTTRAP60ADJC.....91	SGC2CT.....30	TE24608Y30.....101
PTM4860PADJSU.....96	PTPOOL29.....87	PTTRAP60ADJCSU.....92	SGC2M15.....16	TE24608YADJ.....101
PTM487229.....95	PTPOOLADJ.....91	PTTRAP60ADJLO.....88	SGC2M18.....16	TE24728Y24.....101
PTM487229C.....95	PTPOOLADJC.....91	PTTRAP60ADJLOC.....89	SGC3CT.....30	TE24728Y30.....101
PTM4872ADJ.....95	PTPOOLADJCSU.....92	PTTRAP60ADJMLO.....89	SGC4CT.....30	TE24728YADJ.....101
PTM4872ADJC.....95	PTPOOLADJLO.....88	PTTRAP60ADJMLOC.....90	SGCANT13.....17	TE30368D24.....101
PTM4872ADJCSU.....96	PTPOOLADJLOC.....89	PTTRAP60ADJSU.....92	SGCANT15.....17	TE30368D30.....102
PTM4872ADJSU.....95	PTPOOLADJMLO.....89	PTTRAP8429.....94	SGCANT18.....17	TE30368DADJ.....102
PTM4872P29.....96	PTPOOLADJMLOC.....90	PTTRAP8429S.....94	SGC0BRM.....30	TE30488D24.....101
PTM4872P29C.....96	PTPOOLADJSU.....92	PTTRAP9629.....94	SGCONBRM.....30	TE30488D30.....102
PTM4872PADJ.....96	PTPS.....118	PTTRAP9629S.....94	SGFLROCK15.....17	TE30488DADJ.....102
PTM4872PADJC.....96	PTPSMOD.....118	PTTRAY.....47,55,93,94	SGFLROCK18.....17	TE30548D24.....101
PTM4872PADJCSU.....97	PTPSSHELF.....118	PTTROUGH.....47,55,93,94	SGLAB.....18	TE30548D30.....102
PTM4872PADJSU.....96	PTRL2448.....54	REVEAL.....105	SGLABP.....18	TE30548DADJ.....102
PTM607229.....95	PTRU2242B.....54	RMWS2430.....36	SGR2MTASK18.....17	TE30608D24.....101
PTM607229C.....95	PTSL29.....50	RMWS2430AT.....36	SGROCK13.....17	TE30608D30.....102
PTM6072ADJ.....95	PTSL305426C.....87	RMWSCNR.....36	SGROCK15.....17	TE30608DADJ.....102
PTM6072ADJC.....95	PTSL305427.....86	RMWSCNRAT.....36	SGROCK18.....17	TE30728D24.....101
PTM6072ADJCSU.....96	PTSL305429.....87	RMWSWDG.....36	SGSLEDBRM.....31	TE30728D30.....102
PTM6072ADJSU.....95	PTSL3054ADJ.....91	RMWSWDGAT.....36	SGSLEDNBRM.....31	TE30728DADJ.....102
PTM6072P29.....96	PTSL3054ADJC.....91	RUGBL100140.....121	SGST13C.....16	TE36488D24.....101
PTM6072P29C.....96	PTSL3054ADJCSU.....92	RUGCA90144.....121	SGST15C.....16	TE36488D30.....102
PTM6072PADJ.....96	PTSL3054ADJLO.....88	RUGDA100140.....121	SGST18C.....16	TE36488DADJ.....102
PTM6072PADJC.....96	PTSL3054ADJLOC.....89	S187230CSAE.....98	SGTALHKD.....29	TE36548D24.....101
PTM6072PADJCSU.....97	PTSL3054ADJMLO.....89	S187230EP.....98	SGTARHKD.....29	TE36548D30.....102
PTM6072PADJSU.....96	PTSL3054ADJMLOC.....90	S206030CSAE.....98	SGTASK15.....18	TE36548DADJ.....102
PTM609629.....95	PTSL3054ADJSU.....92	S206030EP.....98	SGTASK18.....18	TE36608D24.....101
PTM609629C.....95	PTSL306026C.....87	S245430CSAE.....98	SGTASK18P.....18	TE36608D30.....102
PTM6096ADJ.....95	PTSL306027.....86	S245430EP.....98	T3050.....51	TE36608DADJ.....102
PTM6096ADJC.....95	PTSL306029.....87	S246030CSAE.....98	T3050L.....51	TE36728D24.....101
PTM6096ADJCSU.....96	PTSL3060ADJ.....91	S246030EP.....98	T3056P.....51	TE36728D30.....102
PTM6096ADJSU.....95	PTSL3060ADJC.....91	S306030CSAE.....98	T3056PL.....51	TE36728DADJ.....102
PTM6096P29.....96	PTSL3060ADJCSU.....92	S306030EP.....98	T3060.....51	TEPS.....118
PTM6096P29C.....96	PTSL3060ADJLO.....88	S307230CSAE.....98	T3060L.....51	TEXTCPU.....103
PTM6096PADJ.....96	PTSL3060ADJLOC.....89	S307230EP.....98	T3066P.....51	TGANG.....48,103
PTM6096PADJC.....96	PTSL3060ADJMLO.....89	S367230CSAE.....98	T3066PL.....51	TH24368YADJ.....105
PTM6096PADJCSU.....97	PTSL3060ADJMLOC.....90	S367230EP.....98	T762ELECT.....47,55,93,94	TH24488YADJ.....105
PTM6096PADJSU.....96	PTSL3060ADJSU.....92	SC1244830CSAE.....97	T87CPU.....127	TH24548YADJ.....105
PTMODPNL5.....93,94	PTSLADJ.....50	SC1244830EP.....97	TD2128Y24M.....46	TH24608YADJ.....105
PTMODPNL6.....93,94	PTSLADJC.....50	SC1245430CSAE.....97	TD2128Y30CM.....46	TH24728YADJ.....105
PTMS5145CCBITT.....112	PTSTRAP.....55,93,94,97	SC1245430EP.....97	TD2128Y30M.....46	TH30368DADJ.....105
PTMS5145CNBMTT.....112	PTSWV5426C.....87	SC1246030CSAE.....97	TD2128YADJM.....46	TH30488DADJ.....105
PTMS5145CCTT.....112	PTSWV5427.....86	SC1246030EP.....97	TD2128YLOCM.....46	TH30548DADJ.....105
PTMTVM.....97	PTSWV5429.....87	SC1306030CSAE.....97	TD2128YLOM.....46	TH30608DADJ.....105
PTNEST5426C.....87	PTSWV54ADJ.....91	SC1306030EP.....97	TD24488YADJBB.....46	TH30728DADJ.....105
PTNEST5427.....86	PTSWV54ADJC.....91	SC1SINKDEMO.....98	TD24488YADJBR.....46	THD30488D30.....47
PTNEST5429.....87	PTSWV54ADJCSU.....92	SCRN6060.....120	TD24488YADJBRT.....46	THD30488DADJ.....47
PTNEST54ADJ.....90	PTSWV54ADJLO.....88	SCRN7070.....120	TD24488YADJTT.....46	THD30608D30.....47
PTNEST54ADJC.....91	PTSWV54ADJLOC.....89	SCT.....29	TE20488Y24.....101	THD30608DADJ.....47
PTNEST54ADJCSU.....92	PTSWV54ADJMLO.....89	SCT11SU.....119	TE20488Y30.....101	THEC.....105
PTNEST54ADJLO.....88	PTSWV54ADJMLOC.....90	SCT19125KD.....119	TE20488YADJ.....101	TKBMA291.....55
PTNEST54ADJLOC.....89	PTSWV54ADJSU.....92	SCT19125SU.....119	TE20548Y24.....101	TKBMT19.....55,71,93,94,100
PTNEST54ADJMLO.....89	PTTRAP4826C.....87	SCT1978KD.....119	TE20548Y30.....101	TKBMT24.....47,55,78,93,94,100,103
PTNEST54ADJMLOC.....90	PTTRAP4827.....86	SCT1978SU.....119	TE20548YADJ.....101	TKBMT27.....47,71,78,100,103
PTNEST54ADJSU.....92	PTTRAP4829.....87	SCT1996KD.....119	TE20608Y24.....101	TKBMT29.....100
PTPIN6026C.....87	PTTRAP48ADJ.....91	SCT1996SU.....119	TE20608Y30.....101	TKBMT27.....47,71,103
PTPIN6027.....86	PTTRAP48ADJC.....91	SCT5BL.....119	TE20608YADJ.....101	TKBMT29.....127
PTPIN6029.....87	PTTRAP48ADJCSU.....92	SG1.....16	TE20728Y24.....101	TLCMASTER.....103,105
PTPIN60ADJ.....90	PTTRAP48ADJLO.....88	SG410.....15	TE20728Y30.....101	TMOD27.....46,103
PTPIN60ADJC.....91	PTTRAP48ADJLOC.....89	SG413.....15	TE20728YADJ.....101	TMOD36.....48,103
PTPIN60ADJCSU.....92	PTTRAP48ADJMLO.....89	SG415.....15	TE24488Y24.....101	TMOD48.....48,103
PTPIN60ADJLO.....88	PTTRAP48ADJMLOC.....90	SG418.....15	TE24488Y30.....101	TMOD54.....103
PTPIN60ADJLOC.....89	PTTRAP48ADJSU.....92	SG418TABR.....31	TE24488YADJ.....101	TMOD60.....103
PTPIN60ADJMLO.....89	PTTRAP6026C.....87	SG418TAFBR.....31	TE24548Y24.....101	TMOD72.....103

# PRODUCT INDEX

ALPHABETICAL ORDER.....Page No.	ALPHABETICAL ORDER.....Page No.	ALPHABETICAL ORDER.....Page No.	ALPHABETICAL ORDER.....Page No.	ALPHABETICAL ORDER.....Page No.
TP2460AGMTR.....104	TR364830.....99	TT20608ADJ.....106	U3030.....75	ZBOOMSUM.....38
TP2472AGMTR.....104	TR3648ADJ.....100	TT2072830.....105	U3042.....75	ZBOOMMW.....41
TP3060AGMTR.....104	TR365430.....99	TT20728ADJ.....106	U3048.....75	ZBOX.....48,104
TP3072AGMTR.....104	TR3654ADJ.....100	TT2442830.....105	U30R.....75	ZBR.....48,104
TR203230.....99	TR366030.....99	TT24428ADJ.....106	U3636.....75	ZBRT.....48,104
TR203630.....99	TR3660ADJ.....100	TT2448830.....105	U36R.....75	ZC1CT.....33
TR2036ADJ.....99	TR367230.....99	TT24488ADJ.....106	U4242.....75	ZC2CT.....33
TR204230.....99	TR3672ADJ.....100	TT2460830.....105	U42R.....75	ZC2M15.....19
TR2042ADJ.....99	TRBH.....78,79,81,100	TT24608ADJ.....106	U43CAST.....6	ZC2M18.....19
TR204830.....99	TRMP28.....49	TT2472830.....105	U48R.....75	ZC3CT.....33
TR2048ADJ.....99	TRMP36.....100	TT24728ADJ.....106	U87CAST.....127	ZC4CT.....33
TR205430.....99	TRMP42.....100	TT3042830.....105	U9024CAST.....5,9,12,13,14,15,	ZCANT13.....20
TR2054ADJ.....99	TRMP48.....100	TT30428ADJ.....106	17,18,19,21	ZCANT15.....20
TR206030.....99	TRMP54.....100	TT3048830.....105	U9050CAST.....14	ZCANT18.....20
TR2060ADJ.....99	TRMP60.....100	TT30488ADJ.....106	UBOOK.....68,70	ZCOBRM.....33
TR207230.....99	TRMP72.....100	TT3060830.....105	UCLM.....127	ZCONBRM.....33
TR2072ADJ.....99	TRMP84.....100	TT30608ADJ.....106	UGANG.....68,70	ZDESK226025.....42
TR208430.....99	TRMP96.....100	TT3072830.....105	UGLIDE.....5,6,9,12,13,14,15,	ZDESK226027.....42
TR2084ADJ.....99	TRSHCAN.....122	TT30728ADJ.....106	17,18,19,21	ZDESK226029.....42
TR209630.....99	TRSHCAN55G.....122	TT3072SU.....119	UGRMT27.....68,70,127	ZDESK25M.....41
TR2096ADJ.....99	TRSHCAN55GLID.....122	TT3096SU.....119	UP090U.....2	ZDESK27M.....41
TR212830.....49	TRSHCANMED.....122	TT575U.....119	UP100U.....2	ZDESK29M.....41
TR212830M.....49	TRSHCANOUT.....122	TTSLD3048830.....106	UP110U.....2	ZDESK29QM.....42
TR2128ADJ.....49	TRSHCANREC.....122	TTSLD30488ADJ.....106	UPDRW.....36,37,47,55,104	ZDESK29W.....41
TR2128ADJM.....49	TS20368Y30.....102	TTSLD3060830.....106	UPDRWL.....36,37,47,55,104	ZFLROCK15.....20
TR243630.....99	TS20368YADJ.....102	TTSLD30608ADJ.....106	USHLFTRAP48.....127	ZFLROCK18.....20
TR2436ADJ.....100	TS20488Y30.....102	TVCM.....127	UTOTE.....68,70	ZFRD418BR.....22
TR244230.....99	TS20488YADJ.....102	TWC12.....47,104	VSC203630U.....81	ZFRDCANT18.....22
TR2442ADJ.....100	TS20548Y30.....102	TWC16.....104	VSC204830U.....81	ZFRDCOBRM.....35
TR244830.....99	TS20548YADJ.....102	TWMB.....47,104	VSC206030U.....81	ZFRDCONBRM.....35
TR244830TD.....52	TS20608Y30.....102	TWMT36.....47,104	VSC243630U.....81	ZHEX30M.....40
TR244830WBTD.....52	TS20608YADJ.....102	TWMT48.....47,104	VSC244830U.....81	ZHEXM.....40
TR2448ADJ.....100	TS20728Y30.....102	TWMT54.....104	VSC2448ADJUSU.....81	ZHEXSUM.....40
TR245430.....99	TS20728YADJ.....102	TWMT60.....104	VSC2454ADJUSU.....81	ZLAB.....21
TR2454ADJ.....100	TS24368T30.....103	TWMT72.....104	VSC246030U.....81	ZOCT30M.....40
TR246030.....99	TS24368TADJ.....103	TZBC3630.....115	VSC2460ADJUSU.....81	ZOCTM.....40
TR2460ADJ.....100	TS24368Y30.....102	TZBC3636.....115	VSC247230U.....81	ZOCTSUM.....40
TR246630PRTD.....52	TS24368YADJ.....102	TZBC3648.....115	VSC2472ADJUSU.....81	ZR2MTASK18.....21
TR247230.....99	TS24488T30.....103	TZBC3664.....115	VSC248430U.....81	ZROCK13.....20
TR247230TD.....52	TS24488TADJ.....103	TZBC4830.....115	VSC304830U.....81	ZROCK15.....20
TR247230WBTD.....52	TS24488Y30.....102	TZBC4836.....115	VSC3048ADJUSU.....81	ZROCK18.....20
TR2472ADJ.....100	TS24488YADJ.....102	TZBC4848.....115	VSC3054ADJUSU.....81	ZSL30.....38
TR248430.....99	TS24548T30.....103	TZBC4864.....115	VSC306030U.....81	ZSLADJ.....38
TR2484ADJ.....100	TS24548TADJ.....103	TZCART.....115	VSC3060ADJUSU.....81	ZSLED BRM.....34
TR249630.....99	TS24548Y30.....102	TZD3048L.....51	VSC307230U.....81	ZSLEDNBRM.....34
TR2496ADJ.....100	TS24548YADJ.....102	TZD3048LSD.....51	VSC3072ADJUSU.....81	ZSTCANT13.....21
TR303630.....99	TS24608T30.....103	TZD3048R.....51	VSC308430U.....81	ZSTCANT15.....21
TR3036ADJ.....100	TS24608TADJ.....103	TZD3048RSD.....51	VSC309630U.....81	ZSTCANT18.....21
TR304230.....99	TS24608Y30.....102	TZD3060.....51	VSC364830U.....81	ZTASK15.....21
TR3042ADJ.....100	TS24608YADJ.....102	TZD3060SD.....51	VSC366030U.....81	ZTASK18.....21
TR304830.....99	TS24728T30.....103	TZMS4830.....113	VSC367230U.....81	ZTT.....36,37
TR304830TD.....52	TS24728TADJ.....103	TZMS4830DRW.....113	VSC368430U.....81	ZU18LS.....21
TR304830WBTD.....52	TS24728Y30.....102	TZMS4830ND.....113	VSC369630U.....81	ZU21LS.....21
TR3048ADJ.....100	TS24728YADJ.....102	TZMS4848.....113	VSCPSP.....81	ZU2533LSSG.....21
TR305430.....99	TT0919.....111	TZMS4848ND.....113	VTT2460.....106	ZU410.....19
TR3054ADJ.....100	TT121812.....112,113,115	TZMS4848TT.....113	VTT2472.....106	ZU413.....19
TR306030.....99	TT12183.....112,113,115	TZMS4848TTND.....113	WS2430MOD.....36,37	ZU415.....19
TR3060ADJ.....100	TT12186.....112,113,115	TZMS4864.....113	WSWDGMOD.....36,37	ZU418.....19
TR306630PRTD.....52	TT1412.....111,114	TZMS4864ND.....113	Z202630M.....39	ZU418TABR.....34
TR307230.....99	TT1419.....111	TZWEDGE.....51	Z2026SUM.....39	ZU418TAFBR.....34
TR307230TD.....52	TT1872SU.....119	TZWS2430.....37	Z203130M.....40	ZUST13C.....19
TR307230WBTD.....52	TT1896SU.....119	TZWS2430AT.....37	ZADJ2026M.....39	ZUST15C.....19
TR3072ADJ.....100	TT2042830.....105,106	TZWSWDG.....37	ZADJ2031M.....40	ZUST18C.....19
TR363630.....99	TT20428ADJ.....106	TZWSWDGAT.....37	ZBH.....48,104	
TR3636ADJ.....100	TT2048830.....105	U2424.....75	ZBOOM.....38	
TR364230.....99	TT20488ADJ.....106	U2430.....75	ZBOOMM.....38	
TR3642ADJ.....100	TT2060830.....105	U24R.....75	ZBOOMSU.....38	

## GENERAL INFORMATION

### PRODUCT EVALUATION & TESTING

As a service to our customers and to assure superior levels of quality control, Virco tests and evaluates our products according to rigorous standards. Virco's product evaluation program includes applicable performance testing for strength, durability and stability as established by the Business and Institutional Furniture Manufacturer's Association and accepted by the American National Standards Institute.

### Products which Meet or Exceed ANSI/BIFMA Standards Lists

Virco's 120, 121 and 122 Series Stools, 2000 Series Chairs and Chair Desks, 3000 Series Chairs and Chair Desks, 4000 Series Activity Tables with standard-height legs, 4300 Series Chairs, 53 Series Desks and Returns, 53VF Series Vertical Files and 53LF Lateral Files, 53MP Series Mobile Pedestal Units, 53CAB Series Metal Storage Cabinets, 54VF Series Vertical Files, 5000 Series Activity Tables and Student Desks, 5700 Series Tables, 6000 Series Tables, 6800 Series Tables, 62000 Series Tables, 751 Series Student Desks, 785 Series Student Desks, 7900 Series Tables and Student Desks, 8800 Series Chairs, 8900 Series Chairs, 9000 Series, Chairs, Analogy® Series Chairs and Chair Desks (except ROCK & FLROCK models), Butcher Block Series Tables, Civitas® Series Seating, Core-a-Gator® Series Tables, CT Series Tables, Flip-Top Technology Tables, HWT Series Tables, Instructor Media Stations, Jr. Executive Student Desks, Lunada® Series Tables, Makerspace Series Tables, Metaphor® Series Chairs and Chair Desks, Molecule Series Student Desks, N2 Series Chairs, Parameter® Series Desks and Returns, Plateau® Series Tables, Office Solutions and Student Desks, Room to Move® Series Sit-to-Stand Workstations, Sigma® Series Student Desks, Sage™ Series Chairs and Chair Desks (except ROCK & FLROCK models), TEXT® Series Tables and Student Desks, Textameter™ Series Desks, Tetra™ Series Tables and Student Desks, Tilt-Top Training Tables, Topaz™ Series Collection, ZUMA® Series Chairs, Chair Desks and Student Desks (except ROCK & FLROCK models) included in this catalog have passed applicable performance tests for strength, durability, and stability as established by the Business and Institutional Furniture Manufacturer's Association International and accepted by the American National Standards Institute.

### UPHOLSTERY TESTING

The following Virco upholstery materials pass California Technical Information Bulletin 117, Section E: Contemporary vinyl, Open House 2334 fabric, Linen vinyl, Pacifica fabric, Sedona fabric, Select vinyl, and fabric for Sage™, Parison®, and Analogy® Series upholstered seating models.

### FURNITURE WITH OAK FINISH

Virco's Oak finish highlights the grain and color accents of each furniture item. Because they're crafted from natural hardwood, no two pieces of Oak furniture have exactly the same grain pattern and color; instead, variations in grain and color result in uniquely complementary furniture groupings.

### 60", 72" AND 84" BOOKCASES

To avoid the risk of a serious tip-over accident, these bookcases must be securely anchored to a wall. Refer to the assembly instructions for more information.

### GUIDELINES FOR STACKING & MOVING FURNITURE

The number of pieces of furniture that can be safely stacked or moved on Virco's mobile storage equipment will vary depending on many factors, including the furniture's height, weight and general design; the speed at which the unit will be moved; the terrain over which it will travel; and the strength of the operator(s). Care should be taken not to stack to the point of unsteadiness. Virco recommends starting with small, easily handled loads and adding one to two pieces of furniture at a time to determine the safe capacity for each set of conditions. Use Virco mobile storage equipment with appropriate Virco furniture only.

### HEALTHY KIDS™

Healthy Kids™ products help promote better air quality in our children's classrooms and enable you to make healthy choices for your early learning environment. Good for this generation and many more to come, Healthy Kids products include some or all of these features and benefits:

- GREENGUARD® certified Tuff-Gloss Finishing System™
- Natural Hardwood Plywood
- Certified CARB-2 Compliant
- CPSIA Compliant
- Heavily Rounded Edges & Corners
- Glue-Dado-Pin Construction
- Tip-Me-Not™ Doors
- Pinch-Me-Not™ Hinges
- You may qualify for LEED® credits

# WARRANTY

## VIRCO WARRANTY

Virco will repair or replace, at its option, any Virco furniture or equipment product which proves to be defective in original material or workmanship that may become evident within the first 10 years of the date of purchase and 5 years from the date of purchase for casters, glides, pneumatic cylinders and torsion bars. This is your sole and exclusive remedy. This warranty covers products manufactured after January 1, 2017, as long as product is owned by original purchaser, and is subject to the following limitations:

### Limitations:

From the date of purchase, Virco's warranty covers the items below as follows:

#### 10 Years

Laminates, seating controls, all seating, desk, table and storage products unless otherwise indicated in this warranty.

#### 5 Years

Glides, floor rocker foam pad, casters, pneumatic cylinders and torsion bars on mobile folding tables.

#### 1 Year

Sit-to-stand workstation pneumatic cylinders and chairs with custom logos applied to their upholstered seats and/or backs.

### Exclusions:

This warranty excludes:

- Apparent defects caused by abusive or abnormal use of the product.
- Products not assembled, installed or used in compliance with Virco's product instructions or warnings.
- Failures resulting from inadequate inspection and maintenance.
- The effects of normal usage over time.
- Any damage caused during shipment (see the current Virco price list's "Steps to Take When Receiving Shipments" for more information).
- Product modifications not approved by Virco.
- Vinyl and fabric upholstery material, except as may be offered by the mill source.
- Rust caused by natural elements or high exposure to moisture
- Products used for rental purposes.

## Natural Materials, Color Variations & Customer's Own Materials

Leather, wood and other natural materials may have intrinsic grains or patterns that are distinguishing features and not regarded as defects. Virco cannot warrant the matching of grains, patterns, textures, colors, or the color-fastness of such materials. In addition, Virco does not warrant Customer's Own Materials (COM) that are chosen and used in a Virco product at a customer's request.

THERE ARE NO IMPLIED WARRANTIES OF FITNESS OR MERCHANTABILITY, AND THERE ARE NO OTHER EXPRESS WARRANTIES BEYOND THE WARRANTIES EXPRESSED HERE. ALL INCIDENTAL OR CONSEQUENTIAL DAMAGES WHICH MAY ARISE, INCLUDING BUT NOT LIMITED TO BUSINESS LOSSES, PERSONAL PROPERTY DAMAGE, AND THIRD PARTY LIABILITIES ARE HEREBY EXPRESSLY EXCLUDED.

### To obtain service under this warranty:


Please contact your local Virco Sales Representative or Customer Service at 800.448.4726.

## Care & Use Instructions Notice:

To prevent structural failures and possible injury, furniture should not be used other than for its intended purpose and should be inspected regularly, at least annually, for the following: (1) loose or missing fasteners such as screws, rivets or staples, (2) metal fatigue, rust, cracks or broken welds, (3) any problem that causes instability or tipping, (4) any signs of misuse. Furniture that is damaged or appears to be unstable should immediately be removed from service, reported to the facility manager and replaced or repaired. Repairs should only be made using factory-authorized parts and methods. For information on furniture maintenance, repair, or to report furniture which requires service, call Virco toll-free at 800.448.4726. Furniture should be wiped down with mild soap and water as needed.

## VIRCO AND THE ENVIRONMENT

### GREENGUARD®

Hundreds of Virco furniture models have earned stringent GREENGUARD® Gold certification (formerly known as Greenguard Children & Schools Program certification) for low chemical emissions into indoor air. When this icon  is shown at the bottom of a page in this price list, all products on that page are GREENGUARD® Gold certified. For the most current listing of Virco's GREENGUARD®-certified products — including models that may have been certified since the publication of this price list — go to [www.greenguard.org](http://www.greenguard.org) and click on the Find Products link.

To search the GREENGUARD® Certification Product Guide for Virco's GREENGUARD®-certified products, be sure to search by the series name (for example, ZUMA®) or series number (for example, 3000 Series) rather than by specific model numbers (for example, ZU418 or 3018) since the search function will not recognize Virco model numbers. The GREENGUARD® Certification Product Guide also has printable GREENGUARD® certificates for Virco's GREENGUARD®-certified furniture items. Please note that these certificates refer to Virco product groups (for example, ZUMA® 4-Leg Chairs, ZUMA® Cantilevered Chairs, and ZUMA® Mobile Chairs) rather than to specific model numbers.

As the GREENGUARD® website states, "GREENGUARD Certification ensures that a product has met some of the world's most rigorous and comprehensive standards for low emissions of volatile organic compounds (VOCs) into indoor air." To date, over 300 manufacturers — including Virco — provide customers with GREENGUARD®-certified products.

### LEED®

Many of Virco's customers are interested in the LEED® program. LEED, which stands for Leadership in Energy and Environmental Design, is a program of the non-profit U.S. Green Building Council. LEED is a well-known standard for environmentally-friendly buildings.

Virco furniture can help you earn points for the LEED for Schools and other rating systems. Hundreds of Virco's GREENGUARD®-certified products can help you earn an Indoor Air Quality (IAQ) credit under the LEED for Schools rating system. Depending on the project, Virco furniture can also help you earn LEED credits for Materials & Resources (MR). ZUMAFrd™ and Virco's other GREENGUARD®-certified products are well suited to green building projects. Virco's Take-Back program can also help reduce the environmental impact of a renovation project.

For any questions about how Virco products can help your building project earn LEED points, please contact your Virco Sales Representative.

### WASTEWISE

The U.S. Environmental Protection Agency's WasteWise program -- according to its website -- "helps organizations and businesses reduce waste and practice sustainable materials management through the prevention and recycling of municipal solid waste (common household and business waste) and select industrial materials."

Virco joined the EPA's WasteWise Program as a charter member in 1994. Over the years, we've been privileged to receive a number of WasteWise honors, including: WasteWise Program Champion (1998, 1999 & 2001); WasteWise Partner of the Year for Large Businesses (2000 & 2002); and WasteWise Climate Change Partner of the Year (2002). In 2003, Virco was designated as a charter member of the WasteWise Hall of Fame. In 2019, Virco received a Region 9 EPA Sustainability Award.

If your organization isn't already a member, we strongly encourage you to join WasteWise; information is available at:

<https://www.epa.gov/smm/wastewise>.

### TAKE-BACK PROGRAM

Through this ground-breaking program — launched in 2006 — Virco takes back out-of-service furniture from qualifying schools, colleges and universities and recycles the components. Some of this recycled material can then be included in the Fortified Recycled Wood™ that's used to make seats, backrests and work surfaces for our highly sustainable ZUMAFrd™ furniture.

### CASH FOR CARDBOARD

Virco's "Cash for Cardboard" Program helps 35 schools near our Conway, Arkansas facility reap the benefits of recycling. Virco builds recycling bins for these schools, collects their cardboard and transports it to a recycling Vendor, then returns the proceeds to the schools. To date, the Cash for Cardboard Program has enabled these schools to earn over \$310,000.

# VIRCO AND THE ENVIRONMENT

## RESOURCE RECOVERY ACCOMPLISHMENTS

Over 450,000,000 pounds of recyclables have been processed by Virco since 1989.

Through our comprehensive resource recovery program – which includes over 43 items – Virco recycles:

- More than 1.0 million lbs. of cardboard and paper per year (since 1989, more than 45 million lbs. have been recycled);
- Since 1988, more than 153 million lbs. of steel and other metals have been recycled);
- More than 1.6 million lbs. of plastics, including compression-molded hard plastic in 2017 (since 1991, more than 30 million lbs. have been recycled);
- In addition, Virco has recycled more than 166 million pounds of wood materials, including wood dust, particleboard, and pallets since 1991.
- In 2020, we diverted more than 297,000 pounds of demolition waste from landfill disposal and recycled more than 66,000 gallons of hydraulic oil.
- In 2020, Virco recycled 1000 pounds of various types of rubber, including polyurethane foam; we also recycled 2,700 pounds of tires.
- Along with the items noted above, Virco's in-house recycling – as well recycling on behalf of our employees, schools and other organizations – during 2020 included: 9,700 pounds of electronic equipment; 500 pounds of aluminum cans; 42,000 pounds of batteries, 1,200 pounds of newspapers; 250 pounds of light bulbs, fluorescent lights, and other misc. bulbs; 1200 pounds of appliances; and 5,300 pounds of copper wire and aluminum scrap.
- These efforts have enabled over 12,500,000 pounds of waste to be diverted from landfill disposal each year, on average since 1989; we average approximately, \$140,000 in annual savings by diverting waste from the landfill.

## USE OF RECYCLABLE MATERIALS

- All steel used in Virco products is recyclable.
- Virco cartoning: 100% recyclable.
- Foam upholstery material: 100% recyclable.
- Plastics used in Virco products: 100% recyclable.
- In summary, the materials used to manufacture Virco products are 95% recyclable.

## RECYCLED CONTENT

Virco uses recycled material in the following:

- Steel: Our steel averages more than 90% post-consumer recycled material.
- Cartoning: Up to 50% post-consumer recycled material.
- Our wood products are also made with post-industrial recycled material.
- Our plastic products are also made with post-industrial recycled material.
- Virco purchases over \$25,000,000 worth of recycled-content materials every year to produce and ship our furniture.

## DIRECTED MANUFACTURING PROCESSES

Virco uses a wide range of environmentally friendly manufacturing processes leading to:

- The development of more than 175 production innovations, contributing to the recovery and recycling of waste products in nearly all production areas. As a result, manufacturing processes in Virco's Conway, Arkansas, facilities have been largely waste-free since 2003.
- The elimination of all "wet" paint lines at Virco (replaced by powder coat paint, substantially reducing VOCs).





# VIRCO Furniture & Equipment

FOR EDUCATION, HOSPITALITY AND PUBLIC ENVIRONMENTS

## 2023 F.O.B. Factory List Prices

Effective January 1, 2023

Copyright 2023, Virco, all rights reserved. Virco®, Analogy®, Civitas®, Core-a-Gator®, Lunada®, Martest® 21, Metaphor®, Metonymy®, Parameter®, Parison®, Plateau®, Room to Move®, Sigma®, Sure Edge®, Telos®, TEXT®, and ZUMA® are registered at the U.S. Patent and Trademark office. Comfort Stacker™, Equipment for Educators™, Fortified Recycled Wood™, Sage™, Tetra™, Textameter™, The Classic Series™, Topaz™, and ZUMAFrd™ are trademarks of Virco Mfg. Corporation. GREENGUARD® is a registered trademark of The Greenguard Environmental Institute. LEED® is a registered trademark of the U.S. Green Building Council. UL® is a registered trademark of Underwriters Laboratories Inc. Chemsurf® is a registered trademark of Wilsonart International, Inc. Masonite® is a registered trademark of Masonite Corporation. Healthy Kids™ is a trademark of Wood Designs, Inc. Rola-Rack™ is a trademark of Rospatch Corporation. Virco has a continuous product improvement program and reserves the right to make changes in product design, construction, details and color combinations, and to discontinue any product without notice. Possession of this price list does not constitute an offer to sell.

