



IMPRESS® SEATING

PRICE LIST

January 3, 2011

Updated October 3, 2022

800.424.2432

Contents

Refer to KI Terms & Conditions document or visit [ki.com](#).



Contents

Refer to KI Terms & Conditions document or visit [ki.com](#).

Ordering C.O.M., C.O.L., and C.O.V.		
Bonduel, Green Bay, Ontario, Tupelo and Shipping Locations		3
Impress®		
General Information		4
Task Chairs and Stools		5

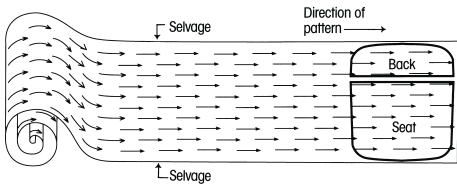


How to Specify C.O.M. Upholstery
Textile designs often have intricate patterns. Not all individuals will interpret fabric direction in the same manner.

As a standard procedure, KI cuts fabrics off the roll in a horizontal fashion as shown in Diagram A at the right. By cutting in this fashion, most waste is eliminated. Our requirements for yardage in this book are based on this type of cutting. When directional or patterned fabrics are used, they often require more yardage than solid colors.

By providing KI with a completely filled-out copy of the form on this page, we will be able to expedite your order. We find it particularly helpful with directional or patterned upholstery material. It is critical that copies of this form accompany test quantities as well as production quantities of C.O.M.

C.O.M. must be supplied in continuous yardage.



C.O.M., C.O.L. and C.O.V. Testing

KI will require for testing actual yardage to upholster one chair. The testing requirements depend on which chair you have selected on your order.

KI recommends that leather be ordered in - yardage. Leather must be usable. The outer edges cannot be calculated as square feet or yardage.

The C.O.M., C.O.L. and C.O.V. yardage requirements accompanying products in the pricing section are for 10 chairs/seats or less, 54" wide nondirectional material. On larger orders, less material is required.

For exact production yardage requirements, call 1-800-424-2432, ext. 2707.

C.O.M., C.O.L. and C.O.V. Order Processing

For products shipped from Green Bay, WI facility, ship upholstery material to:

KI
Attn: C.O.M. Storage
1687 Westminster Drive - Gate 3
Green Bay, WI 54302

To expedite the procedure, attach a copy of the "C.O.M. Information Form" on this page.

All C.O.M., C.O.L. and C.O.V. must be labeled with the purchase order number.

C.O.M., C.O.L. and C.O.V. Production

Customer's fabrics and leathers must be approved prior to acceptance for production. Upon test approval, a 1" square sample swatch of upholstery material must accompany the order. KI assumes no responsibility for wear, defects or performance of customer's own fabrics, vinyl or leather. C.O.M., C.O.L. and C.O.V. orders are available on a deferred delivery basis.

Orders for production of C.O.M., C.O.L. and C.O.V. upholstered products are not scheduled for processing until upholstery material is received. Upon receipt, KI will provide an acknowledgement and an estimated shipping date.

For products shipped from Bonduel, WI facility, ship material to:

KI
Attn: C.O.M. Storage
204 West South Street
Bonduel, WI 54107

For products shipped from Ontario, CA facility, ship material to:

Avail/Impress/Kismet/Medical & Laboratory Stools/Pilot
Attn: C.O.M. Storage
1110 S. Mildred Ave.
Ontario, CA 91761

Intricate Patterns

In the event of specific requirements for positioning of intricate patterns or pattern repeats on seats and backrests, provide a sketch noting requirements, as in Diagram B, along with materials for testing, and with the order.

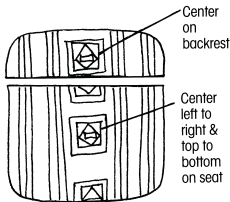


Diagram B

Treated Materials

If C.O.M. requires processing such as Scotchgard® or acrylic backing, it often shrinks. To prevent delays in delivery or back ordering due to shrinkage, please have your processor remeasure after processing and assure adequate yardage shipment.

Split Orders

If a portion of the shipment which does not require C.O.M., C.O.L. or C.O.V. applications is to be processed and shipped early, KI will enter the order immediately at your request. These split shipments are subject to minimum order changes.

Contact the C.O.M. Specialist at 1-800-424-2432, ext. 2707, with questions or to verify a split order.

Excess Upholstery Material

KI will dispose of excess upholstery material at the time of shipment unless expressly requested to return it with the product shipment.

Cancelled or Changed Orders

KI assumes no responsibility for extra C.O.M., C.O.L. or C.O.V. material due to a change of upholstery or cancellation of an order. It is the customer's responsibility to arrange for return of this material.

C.O.M. SHIPPING LOCATION

Architectural Walls

Evoked..... MN
Genius Walls..... MN

System 3000..... MN
Universal Overheads..... MN
Wireworks MN
Unite..... MN

LaResta Day Beds HN
LimeLite GB
Lyra Lounge Seating..... HN
Maestro Stack Chairs GB

Casegoods

Aristotle Tackboards..... MN
Likha Tackboards..... MN

Residence Hall Furniture

RoomScape Furniture MN

Medical & Laboratory Stools..... OM
MyPlace Lounge Seating..... HN

Classroom Furniture

Intellect Wave Chairs..... GB
Learn2 GB
Ruckus..... GB

Screens

All Terrain..... KP
Connection Zone..... BW
True/Volition KP
Genesis..... KP
Tattoo..... MN
Universal..... BW

MyWay Seating..... HN
Oath Task Chairs and Stools..... GB
Opt4..... GB

Desking

700 Series Desking..... KP
Balance Overheads..... MN
Genesis Desking..... MN
True Desking..... KP
Universal Overheads..... MN
WorkZone Desking..... MN

Seating

400 Series Folding Chairs..... BW
600 Series Folding Chairs..... BW
600 Series Stools..... BW
Affina Collection..... HN
Altus Task Chairs..... GB
Apply Stack Chairs..... GB
Auditorium Folding Chairs..... BW
Calida Lounge Seating HN
Diem Task Chairs..... OM
Doni Collection..... GB
FourC Seating..... GB
Gladly Lounge Seating VQ
Grazie Seating..... GB
Hiatus Sleeper Bench HN
Hub Modular Lounge Seating..... HN
Impress Task Chairs..... OM
Impress Ultra Task Chairs OM
Jessa Lounge Seating HN
Jubilee Lounge Seating..... VQ
Katera Guest Chair..... GB
Kurv Benches..... HN

Promenade Seating System BW
Ruckus..... GB
Sela Lounge Seating HN
Sift Task Chairs GB
Signia Task Chairs and Stools OM
Soltice Metal Collection..... HN
Soltice Multiple, Healthcare & Guest .HN
Soltice II Healthcare Seating..... HN
Strive Multiple, Stack & Task GB
Sway BW
Tattoo..... HN
Torsion-on-the-Go! Nesting Chairs GB
Torsion Air Stack and Task Seating GB
Zoetry HN

Files & Storage

700 Series Pedestal Cushion GB
Connection Zone Pads BW
U-Series Pedestal Cushion..... GB
Tattoo..... BW

Fixed Seating

Concerto Auditorium Seating BW
Single Pedestal Seating GB
Jury Base Seating..... GB
Lancaster Auditorium Seating BW
Sequence Seating..... GB
University Seating..... GB

Panel Systems

All Terrain..... KP
Balance Overheads..... MN

KI Manufacturing Sites - Customer's Own Material Shipment Manufacturing Site Addresses

BW
KI Bonduel
Attn: COM Storage
204 West South St.
Bonduel, WI 54107

HN
KI High Point
Attn: COM Storage
217 Feld Avenue
High Point, NC 27263

MN
KI Manitowoc
Attn: COM Storage
1400 S. 41st St.
Manitowoc, WI 54220

VQ
KI
Attn: COM Fabrics
6892 Marlin Circle
La Palma, CA 90623

GB
KI Green Bay
Attn: COM Storage
1687 Westminster Drive - Gate 3
Green Bay, WI 54302

KP
KI Pembroke
Attn: COM Storage
1000 Olympic Dr.
Pembroke, Ontario K8A6X7

OM
KI
Attn: COM Storage
1110 S. Mildred Ave.
Ontario, CA 91761

C.O.M., C.O.L. and C.O.V. Information Form

A copy of this form should accompany test requests and production orders. Please fill it out completely, and, if your order has been acknowledged, provide the acknowledgement number.

Please see information below and check the appropriate box.

☐ Submitted for testing.

☐ Test approved. Submitted for production.

Purchase Order Number

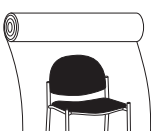
KI Acknowledgement Number

In all instances, send this form to the C.O.M. Specialist.

☐ A Selvage Top and Bottom



☐ B Selvage Side and Side



Purchasing Agent (Dealer or buying organization)

Attention

Address

City

State

Zip

Project Name

Type of seating and number of units of each type



Task Chair (KI62/JR39)



Sled Base Chair (KI60S)



Stool (KI63)

Features			
Free-floating back	•		•
Seat slide	•		•
Back height adjustable	•		•
3 position back lock	•		•
2-1/2" thick foam cushioned seat	•	•	•
General Dimensions			
Seat width	20-1/2"	20-1/2"	20-1/2"
Seat depth	18"	18"	18"
Seat height	17-3/4" - 22-1/4"	18"	22-1/4" - 30"
Back width	20"	20"	20"
Back height (above seat)	19-1/2" - 22-1/2"	21"	19-1/2" - 22-1/2"
Overall Dimensions			
Width	26"	24"	26"
Height	37" - 45"	38-1/2"	43-1/2" - 56-1/2"



4D T-Arm
(JR69)



Adjustable T-Arm
(JR39)



Fixed Loop Arm
(KR48)



Adjustable Loop Arm
(KR72)

SPECIFICATIONS

Mechanism (KI62 and KI63)

A stamped steel dual housing forms a sturdy cradle for the seat. There are two control levers. One lever actuates the pneumatic cylinder, which adjusts the seat height with infinite selection within the range (KI62). One lever locks the chair in several positions or actuates the free-floating mode. The synchronized 2:1 free floating mode has adjustments of 8° on seat and 16° on back.

Backrest (KI62 and KI63)

The injection molded plastic board has embedded inserts for mounting. The board is covered with contoured molded high-resilient foam and upholstered with fabric. A textured black shroud covers the rear side. An easy-to-operate mechanism is installed on the back board for adjusting the back height (3").

Backrest (KI60S)

The injection molded plastic board has embedded inserts for mounting. The board is cov-

ered with contour molded foam and upholstered with fabric. A textured black shroud covers the rear side.

Seat (KI62 and KI63)

Constructed of a 1/2" thick, saddle shape plywood with 2-1/2" molded high-resilient foam and upholstered with fabric. The entire seat assembly is mounted to the mechanism by four screws.

Seat (KI60S)

Constructed of a 1/2" thick, saddle shape plywood with 2-1/2" contour molded high-resilient foam, and covered with upholstered fabric.

Seat Slide (KI62 and KI63)

Double spring-loaded: side-mounted, easy-to-use control. Adjustment range of 3.1" (18" - 21.1")

Seat Height (KI62)

In addition to the standard height cylinder whose dimensions are shown above, there are two optional cylinders:
Low Height: 16-3/4" - 19-1/2"

Tall Height: 20-1/2" - 26-3/4"

To select these optional cylinders, please see the "Options" section on the following page.

Memory Foam

Double layer of foam. Molded memory foam is layered over molded, high-resiliency foam. Seat only.

Pedestal Base (KI62 and KI63)

The 26" diameter, five-blade base is made of reinforced nylon. Black only.

Sled Base (KI60S)

The sled base is formed from 1-1/8" diameter, 13-gauge thickness steel tubing. Black only.

Carpet Casters (KI62 and KI63)

The double 55mm diameter black wheels are molded of high-impact thermoplastic and are housed in a high impact frame. Hard floor casters are available.

Fixed Loop Arm (KR48)

Arm is black plastic.

Adjustable Loop Arm Option (KR72)

Black molded urethane armcap. Height adjustment of 2-1/2".

Adjustable T-Arm Option (JR39)

Height adjustment of 4-1/4" and width adjustment of 1-1/2" per side. Arm ships KD (same box as the chair) and must be installed on the chair (no tools required). With arm fully extended out, it's 22" from inside of arm frame to inside of arm frame. (20" from inside of arm pad to inside of arm pad)

4D T-Arm (JR69)

Two-way adjustable width/height. Forward-slanting T-arms with ergonomic, maximum-mobility arm top (button-activated arm pad; 1" lateral, 2" forward and back, and diagonal adjustability.) Adjustable height range of 4.25". Adjustable width range of 1.75" each side. With arms extended all the way out from inside of arm pad to inside of arm pad, it's 20.75".

INFORMATION

C.O.M. Testing and Production Requirements

Not all materials are suitable for upholstering this product. A 1-1/2 yd. x 54" sample must be submitted and approved prior to acceptance of an order. If the fabric is directional in pattern or weave, the direction must be indicated on the submitted sample, and additional yardage may be requested.

Test samples must be sent to:

Impress
Attn: C.O.M. Department
1110 S. Mildred Ave
Ontario, CA 91761




Fabric Disclaimer

Fabric will be applied as swatched by the fabric manufacturer. Fabric that is required to be applied differently than is swatched will need a Product Modification Request written specifying the direction the fabric is to be applied.

INFORMATION

Warranty

Refer to KI Terms & Conditions document or visit ki.com

			MODEL NUMBER																			
			Basic Model	Memory Foam	Seat Slide	Back Panel	Fire Code	Uph. Color	Base	Approx. Packaged Weight	Delivered Pricing Fabric Grade Soft Knit™	Delivered Pricing Fabric Grade 1 & C.O.M.	Delivered Pricing Fabric Grade 2	Delivered Pricing Fabric Grade 3	Delivered Pricing Vinyl Group 2V	Delivered Pricing Pallas Fabric Group P0	Delivered Pricing Pallas Fabric Group P1	Delivered Pricing Pallas Fabric Group P2	Delivered Pricing Pallas Fabric Group P3	Delivered Pricing Pallas Fabric Group P4	Delivered Pricing C.O.L.	Delivered Pricing Leather
	Impress® Task Chair - Free Float <ul style="list-style-type: none">• 2-1/2" thick foam cushioned seat• Synchronized free-floating back• Back height adjustment• Multiple-position back lock• Pedestal base available in black only• FR models (no arm and FR39 arm) require the plastic back panel to be upholstered	No Arm	KI62/NA	<input type="checkbox"/> <input type="checkbox"/>	SLD	<input type="checkbox"/> <input type="checkbox"/> <input type="checkbox"/> <input type="checkbox"/>	<input type="checkbox"/> <input type="checkbox"/> <input type="checkbox"/>	<input type="checkbox"/> <input type="checkbox"/> <input type="checkbox"/>	<input type="checkbox"/>	42.0#	\$ 1056	\$ 871	\$ 904	\$ 932	\$ 932	\$ 968	\$ 1047	\$ 1109	\$ 1161	\$ 1213	\$ 1211	\$ 1304
		4D T-Arm	KI62/JR69	<input type="checkbox"/> <input type="checkbox"/>	SLD	<input type="checkbox"/> <input type="checkbox"/> <input type="checkbox"/> <input type="checkbox"/>	NFR	<input type="checkbox"/> <input type="checkbox"/> <input type="checkbox"/>	<input type="checkbox"/>	42.0#	1353	1169	1198	1226	1226	1266	1346	1408	1459	1509	1506	1600
		Adjustable T-Arm	KI62/JR39	<input type="checkbox"/> <input type="checkbox"/>	SLD	<input type="checkbox"/> <input type="checkbox"/> <input type="checkbox"/> <input type="checkbox"/>	NFR	<input type="checkbox"/> <input type="checkbox"/> <input type="checkbox"/>	<input type="checkbox"/>	51.0#	1263	1080	1108	1137	1137	1178	1260	1318	1366	1419	1415	1511
		Adjustable T-Arm, Fire Retardant	KI62/FR39	<input type="checkbox"/> <input type="checkbox"/>	SLD	DUB2	FR	<input type="checkbox"/> <input type="checkbox"/> <input type="checkbox"/>	<input type="checkbox"/>	51.0#	1708	1529	1555	1583	1583	1623	1704	1765	1813	1863	1860	1957
		Fixed Loop Arm	KI62/KR48	<input type="checkbox"/> <input type="checkbox"/>	SLD	<input type="checkbox"/> <input type="checkbox"/> <input type="checkbox"/> <input type="checkbox"/>	NFR	<input type="checkbox"/> <input type="checkbox"/> <input type="checkbox"/>	<input type="checkbox"/>	51.0#	1260	1074	1104	1133	1133	1173	1253	1312	1362	1415	1411	1506
		Adjustable Loop Arm	KI62/KR72	<input type="checkbox"/> <input type="checkbox"/>	SLD	<input type="checkbox"/> <input type="checkbox"/> <input type="checkbox"/> <input type="checkbox"/>	NFR	<input type="checkbox"/> <input type="checkbox"/> <input type="checkbox"/>	<input type="checkbox"/>	51.0#	1263	1080	1108	1137	1137	1178	1260	1318	1366	1419	1415	1511
IMPR																						
	Impress® Guest Chair - Sled Base <ul style="list-style-type: none">• 2-1/2" thick foam cushioned seat• Cantilevered sled base• Sled base available in black only• FR models (no arm and FR39 arm) require the plastic back panel to be upholstered• Not for use on carpet	No Arm	KI60S/NA	<input type="checkbox"/> <input type="checkbox"/>		<input type="checkbox"/> <input type="checkbox"/> <input type="checkbox"/> <input type="checkbox"/>	<input type="checkbox"/> <input type="checkbox"/> <input type="checkbox"/>	<input type="checkbox"/> <input type="checkbox"/> <input type="checkbox"/>		37.0#	\$ 648	\$ 469	\$ 496	\$ 524	\$ 524	\$ 564	\$ 643	\$ 706	\$ 754	\$ 804	\$ 801	\$ 898
		Fixed Loop Arm	KI60S/KR48	<input type="checkbox"/> <input type="checkbox"/>		<input type="checkbox"/> <input type="checkbox"/> <input type="checkbox"/> <input type="checkbox"/>	NFR	<input type="checkbox"/> <input type="checkbox"/> <input type="checkbox"/>		46.0#	849	670	698	725	725	764	843	906	959	1004	1001	1101
IMPR																						
	Impress® Stool <ul style="list-style-type: none">• 2-1/2" thick foam cushioned seat• Synchronized free-floating back• Back height adjustment• Multiple-position back lock• Pedestal base available in black only• FR models (no arm and FR39 arm) require the plastic back panel to be upholstered	No Arm	KI63/NA	<input type="checkbox"/> <input type="checkbox"/>	SLD	<input type="checkbox"/> <input type="checkbox"/> <input type="checkbox"/> <input type="checkbox"/>	<input type="checkbox"/> <input type="checkbox"/> <input type="checkbox"/>	<input type="checkbox"/> <input type="checkbox"/> <input type="checkbox"/>	<input type="checkbox"/>	47.0#	\$ 1206	\$ 1026	\$ 1054	\$ 1080	\$ 1080	\$ 1120	\$ 1198	\$ 1262	\$ 1310	\$ 1361	\$ 1356	\$ 1455
		4D T-Arm	KI63/JR69	<input type="checkbox"/> <input type="checkbox"/>	SLD	<input type="checkbox"/> <input type="checkbox"/> <input type="checkbox"/> <input type="checkbox"/>	NFR	<input type="checkbox"/> <input type="checkbox"/> <input type="checkbox"/>	<input type="checkbox"/>	55.0#	1503	1320	1347	1378	1378	1417	1497	1557	1606	1659	1655	1751
		Adjustable T-Arm	KI63/JR39	<input type="checkbox"/> <input type="checkbox"/>	SLD	<input type="checkbox"/> <input type="checkbox"/> <input type="checkbox"/> <input type="checkbox"/>	NFR	<input type="checkbox"/> <input type="checkbox"/> <input type="checkbox"/>	<input type="checkbox"/>	56.0#	1411	1229	1261	1286	1286	1326	1407	1467	1515	1569	1565	1660
		Adjustable T-Arm, Fire Retardant	KI63/FR39	<input type="checkbox"/> <input type="checkbox"/>	SLD	DUB2	FR	<input type="checkbox"/> <input type="checkbox"/> <input type="checkbox"/>	<input type="checkbox"/>	56.0#	1857	1672	1706	1733	1733	1772	1854	1914	1962	2016	2010	2103
		Fixed Loop Arm	KI63/KR48	<input type="checkbox"/> <input type="checkbox"/>	SLD	<input type="checkbox"/> <input type="checkbox"/> <input type="checkbox"/> <input type="checkbox"/>	NFR	<input type="checkbox"/> <input type="checkbox"/> <input type="checkbox"/>	<input type="checkbox"/>	56.0#	1408	1224	1258	1282	1282	1318	1401	1463	1513	1562	1559	1655
		Adjustable Loop Arm	KI63/KR72	<input type="checkbox"/> <input type="checkbox"/>	SLD	<input type="checkbox"/> <input type="checkbox"/> <input type="checkbox"/> <input type="checkbox"/>	NFR	<input type="checkbox"/> <input type="checkbox"/> <input type="checkbox"/>	<input type="checkbox"/>	56.0#	1411	1229	1261	1286	1286	1326	1407	1467	1515	1569	1565	1660
IMPR																						
			A	B	C	D	E	F	G													

HOW TO ORDER

Indicate the following information on order form:

- Quantity of each item.
- Model number, including options. See “How To Build a Model Number”.
- Any special service required.

Note:

- The ☐ indicates that a choice is required.
- The absence of the ☐ indicates that no choice is required.
- Alpha-numeric characters in place of ☐ indicate that no other alternatives are available.

HOW TO BUILD A MODEL NUMBER

- A**Select basic model.

☐ **NF** - No memory foam☐ **MF** - Memory foam (for seat only); add \$140

Memory foam for seat only.
- C**Select seat option.

☐ **SLD** - Sliding seat
- D**Select back panel.

☐ **POLY** - Poly back (standard)☐ **DUB2** - Upholstered back panel; add \$105
- E**Select fire code.

☐ **NFR** - Compliance to TB 117-2013☐ **FR** - Compliance to TB 133

FSelect upholstery grade/color.
Refer to [ki.com/fabrics](#)

- G**Select base option.

☐ **C** - Carpet casters☐ **S** - Hard floor casters

UPHOLSTERY INFORMATION

C.O.M. Upholstery
C.O.M. requirement for 10 chairs or less with poly back is 1 yard (1-1/2 yds with memory foam) of 54" wide nondirectional fabric; upholstered or FR back, 1-1/2" yards of 54" wide nondirectional fabric. For orders of 11 or more chairs and for complete information on ordering C.O.M., see “Ordering C.O.M., C.O.V. and C.O.L.” section.

OPTIONS

Optional Seat Height
The Task chair has 2 additional seat height options.

To select Low Height (16-3/4" - 19-1/2"), add CYL4 to the end of the model number.

To select Tall Height (20-1/2" - 26-3/4"), add IPCYL6SHD to the end of the model number.

Note: No additional leadtime or upcharge required.

OPTIONS

California TB133 Fire Safety Code
For California Technical Bulletin 133 compliant models, add the following upcharge:

Model=No Arm
Added List Price=\$178

FR is also available on models with the Adjustable T-arm (JR39 arm). See Models KI62/FR39 and KI63/FR39 for pricing.

When FR version is ordered, the plastic back panel is upholstered (add upcharge). For C.O.M. yardage, see “C.O.M. Upholstery” note.

SPECIAL SERVICES

Special Carton Marking

With specially marked information N/C

Shipping
Ships **knocked down, FOB Ontario, CA 91761, freight prepaid.** Freight class 125.

Specifications and prices are subject to change without prior notice.

1330 Bellevue Street
P.O. Box 8100
Green Bay, WI 54308-8100
800.424.2432
ki.com

KI and Furnishing Knowledge are registered
trademarks of Krueger International, Inc.

© 2020 Krueger International, Inc.
All Rights Reserved.
Code KI-PLW-000454/KI/PDF



Furnishing Knowledge®