



INSTRUCT® CLASSROOM FURNITURE

PRICE LIST

January 3, 2011

Update March 31, 2023

800.424.2432



Instruct® Classroom Furniture	
Product Specifications	3
Product Color Options	5
Instruct® Classroom Furniture (Freight Excluded)	
All Terrain® Mobile Instructor's Desk	6
All Terrain® Instructor's Desk AV Rack Compatible	7
WorkZone® Instructor's Desk	9
Instruct® Classroom Furniture (Delivered)	
All Terrain® Mobile Instructor's Desk	10
All Terrain® Instructor's Desk AV Rack Compatible	11
WorkZone® Instructor's Desk	13



All Terrain® Instructors' Desk

Stationary unit features a 22" deep by 22" wide, and 35½" high storage tower. Tower has three adjustable metal shelves and one laminate rollout shelf at the bottom of the storage unit. Storage tower features a landing pad made of ¾" laminate with 74P edge and is raised ¾" above the top of the storage tower with aluminum extrusions. Storage tower edges are flush with desktop.

A 1¼" thick laminate covered desktop with a 74P edge is attached to the side of the storage tower on one end and is supported by a 4" diameter support leg on the other end of the unit. A perforated partial modesty panel is suspended from the underside of the surface. Modesty panel covers the area from the storage unit to the support leg.

Storage tower features three open grommets and one covered grommet. One grommet is on the top of the storage unit directly below the one covered grommet on the landing pad. Remaining grommets are above and below the desktop on the inside of the desk unit.

All Terrain® Mobile Instructors' Desk

Unit features an All Terrain binder tower with lectern. There is an open grommet at the top and bottom of left and right sides. Desktop is attached to the side of the binder tower and supported on the opposite end by an Pirouette® table leg with casters. A perforated partial modesty panel attaches to the leg and the binder tower. Finished height is 40" with lectern.

700 Series® Instructors' Desk

Unit is identical to the standard 700 Series desk with the following changes: (1) Desk has a D-shaped desktop that overhangs the desks frame to allow for collaboration with students; (2) Desk features a 12" deep bookcase opposite the rounded overhang; (3) Desk comes in 66" and 72" lengths. Bookcase is flush with the depth of the desktop. Unit is non-handed, bookcase may be reconfigured after installation.

WorkZone® Instructors' Desk

WorkZone Instructors' desk is based on a standard WorkZone square shoe unit with a desktop supporting pedestal (BBF configuration) to support the extended side of the square shoe. Opposite side features cantilevered frame. The desktop is 1¼" thick with a high-pressure laminate.

Instruct® All-Terrain Storage Tower (AV rack compatible)

Unit dimensions are 22" deep by 22" wide, with a height of 43⅜" for a unit that has a flat landing pad and 44⅞" for a unit that has a sloped landing pad. Each unit has one fixed shelf with 6" of clearance above. The back of the shelf is shortened to allow for wire passage. Users have the option of specifying the unit with either a flat or sloped landing pad which is ¾" laminate with 74P edge. The sloped landing pad has a pencil retainer. There is ¾" of clearance under the flat landing pad. Units are available with either 3" casters or 3" All Terrain glides. Outriggers are standard on all units.

There are four covered grommets on the shell, two per side. All units have a lockable, removable, vented back panel for access to the computer equipment if the rack option is installed.

Locks are standard on all versions and door types. Two break away keys are provided with each lock. Locks are a high security double-bit design.

Instruct® All-Terrain Mobile Instructor's Desk (AV rack compatible)

Unit dimensions are 22" deep by 22" wide, with a height of 43⅜" for a unit that has a flat landing pad and 44⅞" for a unit that has a sloped landing pad. The unit has one fixed shelf with 6" of clearance above. The back of the shelf is shortened to allow for wire passage. Users have the option of specifying the unit with either a flat or sloped landing pad which is ¾" laminate with 74P edge. The sloped landing pad has a pencil retainer. There is ¾" of clearance under the flat landing pad. Units are available with either 3" casters or 3" All Terrain glides. Outriggers are standard on all units. Desk units are available in an overall length of 60", 66" or 72".

There are two covered grommets on the shell. Both are on the side in which there is a work surface. One grommet is above the work surface and one is below. All units have a lockable, removable, vented back panel for access to the computer equipment if the rack option is installed.

Locks are standard on all versions and door types. Two break away keys are provided with each lock. Locks are a high security double-bit design.

Finish

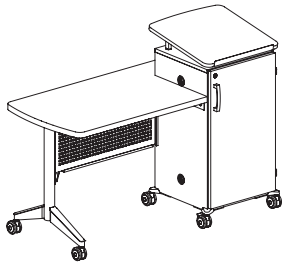
Units are cleaned thoroughly and subjected to a phosphate etching process before a hybrid epoxy powder-coat paint is applied.

Locks

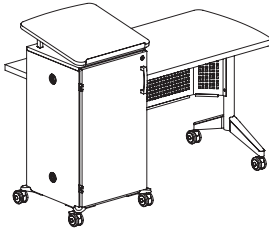
Locks are standard and feature a high-security double-bit design, keyed different and core removable. There are 1000 different key combinations possible. Specific key combinations are available at no additional charge; however this information must be included with the order. Locks can be master keyed. All locks have removable and interchangeable plugs for on-site custom keying. To install or remove lock plugs a unique extractor key is required. Two KI "break away" keys are standard with each lock.



All Terrain - Mobile Instructor's Desk

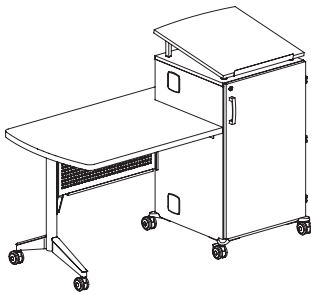


All Terrain Mobile Instructor's Desk
(Worksurface Left)
ATMTD2454-WSL

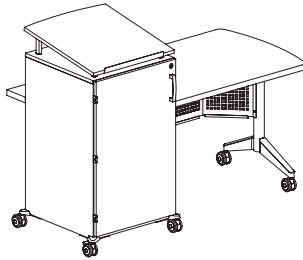


All Terrain Mobile Instructor's Desk
(Worksurface Right)
ATMTD2454-WSR

All Terrain - Mobile Instructor's Desk (AV rack compatible)

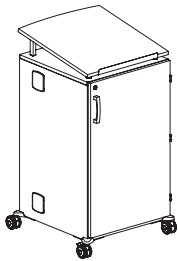


All Terrain Mobile Instructor's Desk
(AV Rack Compatible) (Worksurface Left)
ATRTD2860-WSL



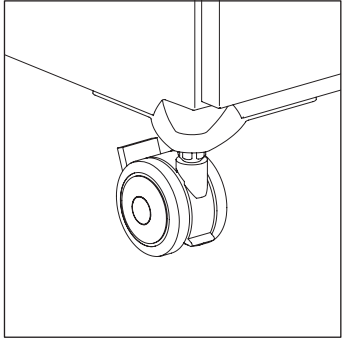
All Terrain Mobile Instructor's Desk
(AV Rack Compatible) (Worksurface Right)
ATRTD2860-WSR

All Terrain - Storage Tower

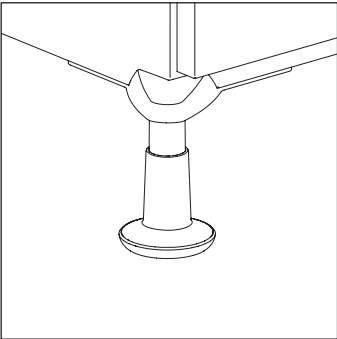


All Terrain Storage Tower
(AV Rack Compatible) (Sloped Landing Pad)
ATRL2222

All Terrain - Casters or Glides

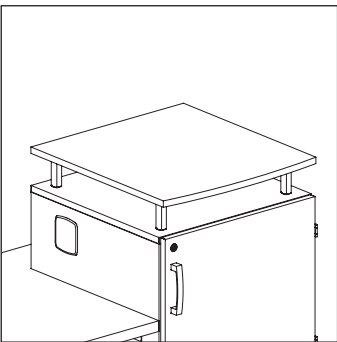


Caster

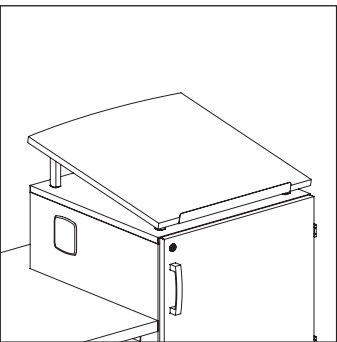


Glide

All Terrain - Land Pads

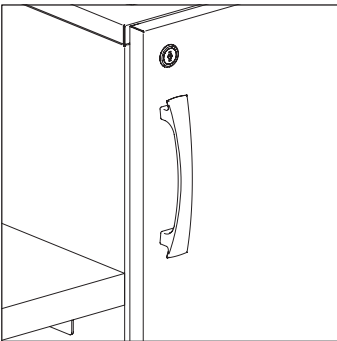


Flat Landing Pad

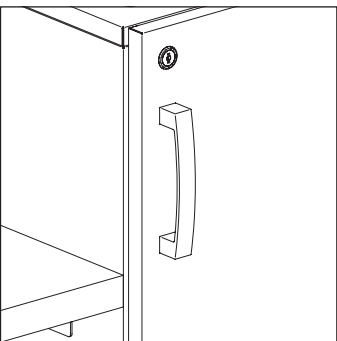


Sloped Landing Pad

All Terrain - Pulls

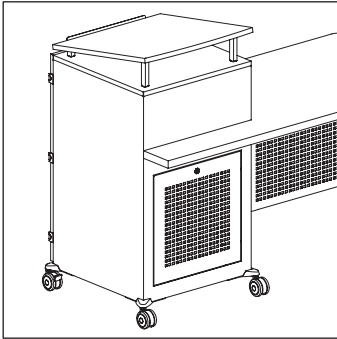


Bowtie Pull



Metric Pull

All Terrain - Vented Back Panel (AV rack compatible)



Vented Back Panel (AV rack compatible)



All Terrain®, All Terrain® Mobile, All Terrain® AV Rack Compatible, 700 Series®, WorkZone Instructors Desks and All Terrain Binder Towers

Surface Finish	Edge Color
Belair	LBQ
Biltmore Cherry	LBT
Black	LBK
Brighton Walnut	LBW
Canyon Zephyr	LCA
Castle Oak	LCO
Casual Linen	LCU
Cherry Storm	LCX
Classic Linen	LCI
Cloud Zephyr	LCL
Cocobala	LCC
Crisp Linen	LRI
Desert Zephyr	LDZ
Dove Grey	LDG
Fired Steel	LIL
Flax Linen	LXF
Florence Walnut	LFC
Forged Steel	LOL
Friston Ash	LFH
Frosty White	LFW
Graphite Nebula	LGN
Grey	LGE
High Rise	LHE
Hollyberry	LHY
Irish Linen	LIH
Island	LID
Italian Silver Ash	LIT
Kensington Maple	LKM
Lapis Blue	LLB
Markerboard White	LMK
Misted Zephyr	LMR
Monticello Maple	LMT
Nickel Evolv	LNv
North Sea	LNA
Ocean	LON
Pearl Bisque	LPB
Pearl Silver	LPS
Pressed Linen	LPR
River Cherry	LRY
Rugged Linen	LRG
Satin Stainless	LSS
Shadow Zephyr	LSR
Silicon evolv	LSV
Sterling Ash	LAZ
Tailored Linen	LTL
Titanium evolv	LTV
White Nebula	LWL
White Sand	LWN
Windsor Mahogany	LWY

All Terrain® Mobile, All Terrain® Mobile AV Rack Compatilbe

Edge Color
Belair
Biltmore Cherry
Black
Blue Grey
Brighton Walnut
Castle Oak
Cayenne
Cherry Storm
Cocobala
Cool Grey
Earthen Clay
Flannel
Florence Walnut
Friston Ash
Frosty White
Hazy Jade
Honey Bee
Italian Silver Ash
Kensington Maple
Light Tone
Mardi Gras
Misty Brown
Monticello Maple
Multiplex
Nemo
Nordic
Purple Haze
River Cherry
Rubber Ducky
Sand
Sterling Ash
Surf's Up
Twilight Shadow
Ultra Blue
Warm Grey
Windsor Mahogany
Zesty Lime

All Terrain®, All Terrain® Mobile, 700 Series® Instructors Desk, All Terrain® Binder Towers and WorkZone® Instructors Desk

Unit Color
Black
Blue Grey
Bronze Metallic
Cayenne
Champagne Metallic
Cool Grey
Cottonwood
Earthen Clay
Espresso Metallic
Everglade Shade
Flannel
Glitz Metallic
Hazy Jade
Honey Bee
Light Tone
Mardi Gras
Misty Brown
Nemo
Nordic
Poppy Red
Purple Haze
Rubber Ducky
Sand
Sky Blue
Starlight Silver Metallic
Surf's Up
Twilight Shadow
Ultra Blue
Warm Grey
Zesty Lime

Custom white silver & metallic paints specified on 700 Series files and storage units incur a 5% list price upcharge.

Side Grommet Color
Black side grommet
Blue Grey side grommet
Cool Grey side grommet
Light Tone side grommet
Misty Brown side grommet
Sand side grommet
Translucent side grommet
Warm Grey side grommet

WorkZone® Instructors Desk

Unit Color
Black
Blue Grey
Champagne Metallic
Cool Grey
Espresso Metallic
Light Tone
Misty Brown
Sand
Starlight Silver Metallic
Warm Grey

For the exceptions, the plastic components for EX paint receives BL plastic, MZ paint receives SA plastic and SX paint receives WG plastic.

*Surface grommets will match the base trim color as noted in rules above.

Insert/Trough Color

Black insert
Blue Grey insert
Cool Grey insert
Light Tone insert
Misty Brown insert
Sand insert
Warm Grey insert

WorkZone Instructor's Desk

Edge Color
Belair
Biltmore Cherry
Black
Blue Grey
Brighton Walnut
Castle Oak
Cherry Storm
Cocobala
Cool Grey
Flannel
Florence Walnut
Friston Ash
Frosty White
Italian Silver Ash
Kensington Maple
Light Tone
Misty Brown
Monticello Maple
Multiplex
River Cherry
Sand
Sterling Ash
Warm Grey
Earthen Clay
Windsor Mahogany

For the exceptions, the plastic components for EX paint receives BL plastic, MZ paint receives SA plastic and SX paint receives WG plastic.

*Surface grommets will match the base trim color as noted in rules above.

Lock Color

Black
Satin Chrome

Finish Cards

View color swatches for items listed within this document.

<u>Paints</u>	<u>Wood/Veneer</u>	<u>Molded Edges</u>	<u>Hard Plastics</u>
<u>Plastics/Poly</u>	<u>Laminates</u>	<u>Edge Styles</u>	<u>Glass</u>

Certain options referenced may not be available on GSA Schedule.

[illegible]

Indicate the following information on order form:

1. Quantity of each item.
2. Model number, including options. See "How To Build a Model Number".
3. Any special service required.

- The ☐ indicates that a choice is required.
- The absence of the ☐ indicates that no choice is required.
- Alpha-numeric characters in place of ☐ indicate that no other alternatives are available.

A	Select basic model/edge style.
	74P - 74P edge
B	Select worksurface direction.
	WSL - Worksurface Left
	WSR - Worksurface Right
C	Select door front/pull style.
	NDX - No door
	S5 - Steel/satin chrome beveled pull
	S6 - Steel/black beveled pull
	S2 - Steel/aluminum metric
	S3 - Steel/aluminum bow tie
	PD - Frosted Acrylic Door

D Select surface finish.
Refer to the **Product Color Options** page in this price list.
Surface finish offerings are based on edge style selections.

E Select edge color.
Refer to the **Product Color Options** page in this

price list.
Edge color offerings are based on edge style selections.

F Select unit color.
Refer to the **Product Color Options** page in this price list.

G Select lock option.

KS	- Key standard
NLC	- No lock core
KA	- Key alike

H Select lock color.

BLL	- Black
SCL	- Satin Chrome

Refer to the **Product Color Options** page in this price list.

Special Carton Marking

With specially marked information N/C

Shipping

**Ships knocked down, FOB Pembroke, ON K8A
OE1, freight excluded. Freight class 100.**

Specifications and prices are subject to change without prior notice.

[illegible]

Indicate the following information on order form:

1. Quantity of each item.
2. Model number, including options. See "How To Build a Model Number".
3. Any special service required.

Note:

- The ☐ indicates that a choice is required.
- The absence of the ☐ indicates that no choice is required.
- Alpha-numeric characters in place of ☐ indicate that no other alternatives are available.

A Select basic model/edge style.
74P - 74P edge

B Select worksurface direction.

WSR	- Worksurface Right
WSL	- Worksurface Left

C Select door front/pull style.

S2	- Steel/aluminum metric
S3	- Steel/aluminum bow tie

D Select top style.

SLP	- Sloped top
FLT	- Flat top

E Select surface finish.
Refer to the **Product Color Options** page in this price list.

F Select edge color.
Refer to the **Product Color Options** page in this price list.

G Select side grommet color.
Refer to the **Product Color Options** page in this price list.

H Select unit color.
Refer to the **Product Color Options** page in this price list.

1 Select base option.

4CW	- 4 black casters (2 locking)
4GB	- 4 black glides

J Select lock option.

KS	- Key standard
NLC	- No lock core
KA	- Key alike

K Select lock color.

BLL	- Black
SCL	- Satin Chrome

Refer to the **Product Color Options** page in this price list.

Special Carton Marking

With specially marked information N/C

Shipping

Slings knocked down, FOB Pembroke, ON K8A
OE1, freight excluded. Freight class 100.

Specifications and prices are subject to change without prior notice.

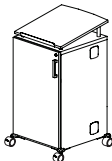
Instruct® Classroom Furniture (Freight Excluded)

All Terrain® Instructor's Desk AV Rack Compatible



Instruct® Classroom Furniture (Freight Excluded)

All Terrain® Instructor's Desk AV Rack Compatible

	D x W x H	MODEL NUMBER										Approx. Packaged Weight			Freight Excluded Pricing			S2 & S3 Steel Front Bow Tie or Metric Pull		
		Basic Model/Edge Style	Pull Style Hinge Location	Top Style	Surface Finish	Edge Color	Side Grommet Color	Unit Color	Base	Lock Option	Lock Color									
<div></div> <div>Lectern shown</div> <div>KINS</div> <div>All Terrain Lectern AV Rack Compatible</div> <div><ul style="list-style-type: none">Landing pad arc points towards user when specified as flatLanding pad arc points away from user when specified as lectern and has a paper retain on the user sideFinished unit measures 45" high at topTower is 22" x 22"Designed to house a customer provided AV rackLockable rear perforated access panelDesigned to accommodate Middle Atlantic Rack CFR-14-16</div>	22"x22"x45"	ATRL2222-74P	<input type="checkbox"/> <input type="checkbox"/> <input type="checkbox"/>	<input type="checkbox"/> <input type="checkbox"/> <input type="checkbox"/>	<input type="checkbox"/> <input type="checkbox"/> <input type="checkbox"/>	<input type="checkbox"/> <input type="checkbox"/> <input type="checkbox"/>	<input type="checkbox"/> <input type="checkbox"/> <input type="checkbox"/>	<input type="checkbox"/> <input type="checkbox"/>	<input type="checkbox"/> <input type="checkbox"/> <input type="checkbox"/>	<input type="checkbox"/> <input type="checkbox"/> <input type="checkbox"/>	<input type="checkbox"/> <input type="checkbox"/> <input type="checkbox"/>	206.0#		\$ 1453		\$ 1453				
<div>HRDPT</div> <div>All Terrain AV Rack</div> <div><ul style="list-style-type: none">Designed to fit into the rack compatible instructor's deskBlack onlyMiddle Atlantic rack CFR14-16</div>	19"x19"x26"	AV.RACK.BL										25.0#		\$ 1319		N/A				
		A	B	C	D	E	F	G	H	I	J									

HOW TO ORDER

- Indicate the following information on order form:
- Quantity of each item.
 - Model number, including options. See "How To Build a Model Number".
 - Any special service required.

Note:

- The ☐ indicates that a choice is required.
- The absence of the ☐ indicates that no choice is required.
- Alpha-numeric characters in place of ☐ indicate that no other alternatives are available.

HOW TO BUILD A MODEL NUMBER

- A**Select basic model/edge style.

74P - 74P edge
- B**Select door front/pull style/hinge location.

S2L - Steel/aluminum metric (hinge left)

S2R - Steel/aluminum metric (hinge right)

S3L - Steel/aluminum bow tie (hinge left)

S3R - Steel/aluminum bow tie (hinge right)
- C**Select top style.

FLT - Flat top

SLP - Sloped top
- D**Select surface finish.

Refer to the **Product Color Options** page in this price list.
- E**Select edge color.

Refer to the **Product Color Options** page in this price list.
- F**Select side grommet color.

Refer to the **Product Color Options** page in this price list.
- G**Select unit color.

Refer to the **Product Color Options** page in this price list.
- H**Select base option.

4CW - 4 black casters (2 locking)

4GB - 4 black glides
- I**Select lock option.

KS - Key standard

NLC - No lock core

KA - Key alike
- J**Select lock color.

BLL - Black

SCL - Satin Chrome

Refer to the **Product Color Options** page in this price list.

SPECIAL SERVICES

Special Carton Marking

With specially marked information N/C

Shipping
Ships **knocked down, FOB Pembroke, ON K8A 0E1, freight excluded.** Freight class 100.

Specifications and prices are subject to change without prior notice.

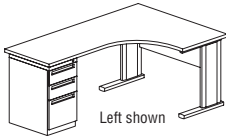
Instruct® Classroom Furniture (Freight Excluded)

WorkZone® Instructor's Desk



Instruct® Classroom Furniture (Freight Excluded)

WorkZone® Instructor's Desk

	MODEL NUMBER										
	Basic Model/ Edge Style	Dir.	Frame Style	Surface Finish	Edge Color	Unit Color	Lock Option	Lock Color	Insert Color		
<div></div> <div>MODEL</div> <div>WorkZone® Instructor's Desk<ul style="list-style-type: none">• Square shoe w/integrated pedestal BBF which support long surface• Partial or full modesty on 48" side• Available 29" high only• Adjustable glides• Pedestal color matches units frame color• Streamlined leg only</div> <div>KIWZ</div>	WZTD244866-74P	<input type="checkbox"/>	<input type="checkbox"/>	<input type="checkbox"/>	<input type="checkbox"/>	<input type="checkbox"/>	<input type="checkbox"/>	<input type="checkbox"/>	<input type="checkbox"/>	Approx. Packaged Weight	Freight Excluded Pricing
	WZTD244872-74P	<input type="checkbox"/>	<input type="checkbox"/>	<input type="checkbox"/>	<input type="checkbox"/>	<input type="checkbox"/>	<input type="checkbox"/>	<input type="checkbox"/>	<input type="checkbox"/>	219.0#	\$ 1776
	WZTD304866-74P	<input type="checkbox"/>	<input type="checkbox"/>	<input type="checkbox"/>	<input type="checkbox"/>	<input type="checkbox"/>	<input type="checkbox"/>	<input type="checkbox"/>	<input type="checkbox"/>	225.0#	1804
	WZTD304872-74P	<input type="checkbox"/>	<input type="checkbox"/>	<input type="checkbox"/>	<input type="checkbox"/>	<input type="checkbox"/>	<input type="checkbox"/>	<input type="checkbox"/>	<input type="checkbox"/>	237.0#	1935
										243.0#	1960
	A	B	C	D	E	F	G	H	I		

HOW TO ORDER

- Indicate the following information on order form:
1. Quantity of each item.
 2. Model number, including options. See "How To Build a Model Number".
 3. Any special service required.

Note:

- The ☐ indicates that a choice is required.
- The absence of the ☐ indicates that no choice is required.
- Alpha-numeric characters in place of ☐ indicate that no other alternatives are available.

HOW TO BUILD A MODEL NUMBER

- A**Select basic model/edge style.

74P - 74P edge
- B**Select direction.

R - Right hand
L - Left hand
- C**Select frame style.

WF- With full modesty panel; add \$178
WM - With modesty panel
- D**Select surface finish.

Refer to the **Product Color Options** page in this price list.
Surface finish offerings are based on edge style selections.
- E**Select edge color.

Refer to the **Product Color Options** page in this price list.
Edge color offerings are based on edge style selections.

- F**Select unit color.

Refer to the **Product Color Options** page in this price list.
- G**Select lock option.

KS - Key standard
NLC - No lock core
KA - Key alike
- H**Select lock color.

Refer to the **Product Color Options** page in this price list.
- I**Select insert color.

Refer to the **Product Color Options** page in this price list.


SPECIAL SERVICES

Special Carton Marking

With specially marked information N/C

Shipping
Ships **knocked down**, **FOB Manitowoc, WI 54220**, **freight excluded**. Freight class 70.

Specifications and prices are subject to change without prior notice.



Lectern Top with
Left worksurface shown

A B C D E F G H

Indicate the following information on order form:

1. Quantity of each item.
2. Model number, including options. See "How To Build a Model Number".
3. Any special service required.

- The absence of the ☐ indicates that no choice is required.
- Alpha-numeric characters in place of ☐ indicate that no other alternatives are available.

A Select basic model/edge style.

74P - 74P edge

B Select worksurface direction.

WSL	- Worksurface Left
WSR	- Worksurface Right

C Select door front/pull style.

NDX	- No door
S5	- Steel/satin chrome beveled pull
S6	- Steel/black beveled pull
S2	- Steel/aluminum metric
S3	- Steel/aluminum bow tie
PD	- Frosted Acrylic Door

D Select surface finish.
Refer to the **Product Color Options** page in this price list.
Surface finish offerings are based on edge style selections.

E Select edge color.
Refer to the **Product Color Options** page in this

price list.
Edge color offerings are based on edge style selections.

F Select unit color.
Refer to the **Product Color Options** page in this price list.

G Select lock option.

KS	- Key standard
NLC	- No lock core
KA	- Key alike

H Select lock color.

BLL	- Black
SCL	- Satin Chrome

Refer to the **Product Color Options** page in this price list.

Special Carton Marking

With specially marked information N/C

Shipping

Ships knocked down, FOB Pembroke, ON K8A
OE1, freight prepaid Freight class 100.

Specifications and prices are subject to change without prior notice.

[illegible]

Indicate the following information on order form:

1. Quantity of each item.
2. Model number, including options. See "How To Build a Model Number".
3. Any special service required.

Note:

- The ☐ indicates that a choice is required.
- The absence of the ☐ indicates that no choice is required.
- Alpha-numeric characters in place of ☐ indicate that no other alternatives are available.

A Select basic model/edge style.

74P - 74P edge

B Select worksurface direction.

WSL	- Worksurface Left
WSR	- Worksurface Right

C Select door front/pull style.

S2	- Steel/aluminum metric
S3	- Steel/aluminum bow tie

D Select top style.

FLT	- Flat top
SLP	- Sloped top

E Select surface finish.
Refer to the **Product Color Options** page in this price list.

F Select edge color.
Refer to the **Product Color Options** page in this price list.

G Select side grommet color.
Refer to the **Product Color Options** page in this price list.

H Select unit color.
Refer to the **Product Color Options** page in this price list.

1 Select base option.

4CW	- 4 black casters (2 locking)
4GB	- 4 black glides

J Select lock option.

KS	- Key standard
NLC	- No lock core
KA	- Key alike

K Select lock color.

BLL	- Black
SCL	- Satin Chrome

Refer to the **Product Color Options** page in this price list.

Special Carton Marking

With specially marked information N/C

Shipping

Ships knocked down, FOB Pembroke, ON K8A
OE1, freight prepaid Freight class 100.

Specifications and prices are subject to change without prior notice.

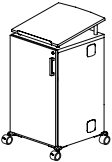
Instruct® Classroom Furniture (Delivered)

All Terrain® Instructor's Desk AV Rack Compatible



Instruct® Classroom Furniture (Delivered)

All Terrain® Instructor's Desk AV Rack Compatible

	D x W x H	MODEL NUMBER										Approx. Packaged WeightDelivered PricingS2 & S3 Steel Front Bow Tie or Metric Pull		
		Basic Model/Edge Style	Pull Style Hinge Location	Top Style	Surface Finish	Edge Color	Side Grommet Color	Unit Color	Base	Lock Option	Lock Color			
 Lectern shown KINS All Terrain Lectern AV Rack Compatible <ul style="list-style-type: none">• Landing pad arc points towards user when specified as flat• Landing pad arc points away from user when specified as lectern and has a paper retain on the user side• Finished unit measures 45” high at top• Tower is 22” x 22”• Designed to house a customer provided AV rack• Lockable rear perforated access panel• Designed to accommodate Middle Atlantic Rack CFR-14-16	22”x22”x45”	ATRL2222-74P	<input type="checkbox"/> <input type="checkbox"/> <input type="checkbox"/>	<input type="checkbox"/> <input type="checkbox"/> <input type="checkbox"/>	<input type="checkbox"/> <input type="checkbox"/> <input type="checkbox"/>	<input type="checkbox"/> <input type="checkbox"/> <input type="checkbox"/>	<input type="checkbox"/> <input type="checkbox"/> <input type="checkbox"/>	<input type="checkbox"/> <input type="checkbox"/> <input type="checkbox"/>	<input type="checkbox"/> <input type="checkbox"/> <input type="checkbox"/>	<input type="checkbox"/> <input type="checkbox"/> <input type="checkbox"/>	<input type="checkbox"/> <input type="checkbox"/> <input type="checkbox"/>	206.0#	\$ 1597	\$ 1597
HRDPT All Terrain AV Rack <ul style="list-style-type: none">• Designed to fit into the rack compatible instructor's desk• Black only• Middle Atlantic rack CFR14-16	19”x19”x26”	AV.RACK.BL										25.0#	\$ 1319	N/A
		A	B	C	D	E	F	G	H	I	J			

HOW TO ORDER

Indicate the following information on order form:

1. Quantity of each item.
2. Model number, including options. See “How To Build a Model Number”.
3. Any special service required.

Note:

- The ☐ indicates that a choice is required.
- The absence of the ☐ indicates that no choice is required.
- Alpha-numeric characters in place of ☐ indicate that no other alternatives are available.

HOW TO BUILD A MODEL NUMBER

ASelect basic model/edge style.

74P - 74P edge

BSelect door front/pull style/hinge location.

S2L - Steel/aluminum metric (hinge left)
S2R - Steel/aluminum metric (hinge right)
S3L - Steel/aluminum bow tie (hinge left)
S3R - Steel/aluminum bow tie (hinge right)

CSelect top style.

FLT - Flat top
SLP - Sloped top

DSelect surface finish.

Refer to the **Product Color Options** page in this price list.

ESelect edge color.

Refer to the **Product Color Options** page in this price list.

FSelect side grommet color.

Refer to the **Product Color Options** page in this price list.

GSelect unit color.

Refer to the **Product Color Options** page in this price list.

HSelect base option.

4CW - 4 black casters (2 locking)
4GB - 4 black glides

ISelect lock option.

KS - Key standard
NLC - No lock core
KA - Key alike

JSelect lock color.

BLL - Black
SCL - Satin Chrome

Refer to the **Product Color Options** page in this price list.

SPECIAL SERVICES

Special Carton Marking

With specially marked information N/C

Shipping
Ships **knocked down, FOB Pembroke, ON K8A 0E1, freight prepaid** Freight class 100.

Specifications and prices are subject to change without prior notice.

KIWZ

[illegible]

Indicate the following information on order form:

1. Quantity of each item.
2. Model number, including options. See "How To Build a Model Number".
3. Any special service required.

- The absence of the ☐ indicates that no choice is required.

- Alpha-numeric characters in place of □ indicate that no other alternatives are available.

A Select basic model/edge style.
74P - 74P edge

B Select direction.

L	- Left hand
R	- Right hand

C Select frame style.
WF- With full modesty panel; add \$193
WM - With modesty panel

D Select surface finish.
Refer to the **Product Color Options** page in this price list.
Surface finish offerings are based on edge style selections.

E Select edge color.
Refer to the **Product Color Options** page in this price list.
Edge color offerings are based on edge style selections.

F Select unit color.
Refer to the **Product Color Options** page in this price list.

G Select lock option.

KS	- Key standard
NLC	- No lock core
KA	- Key alike

H Select lock color.
Refer to the **Product Color Options** page in this price list.

1 Select insert color.
Refer to the **Product Color Options** page in this price list.

Special Carton Marking

With specially marked information N/C

Shipping

Ships knocked down, FOB Manitowoc, WI 54220, freight prepaid. Freight class 70.

Specifications and prices are subject to change without prior notice.

1330 Bellevue Street
P.O. Box 8100
Green Bay, WI 54308-8100
800.424.2432
ki.com

KI and Furnishing Knowledge are registered
trademarks of Krueger International, Inc.

© 2020 Krueger International, Inc.
All Rights Reserved.
Code KI-PLW-000407/KI/PDF



Furnishing Knowledge®