



# INTELLECT® ACTIVITY TABLES

## PRICE LIST

January 3, 2011

Updated October 3, 2022

800.424.2432

# Contents

Refer to KI Terms & Conditions document or visit [ki.com](https://ki.com).



# Contents

Refer to KI Terms & Conditions document or visit [ki.com](https://ki.com).

<b>Intellect® Activity Tables</b>		
General Information		3
Product Color Options		4
<b>Intellect® Activity Tables (Freight Excluded)</b>		
Activity Tables		5
<b>Intellect® Activity Tables (Delivered)</b>		
		9



Rectangular Table

Square Table

Round Table

Quarter (1/4) Round Table

Sixth (1/6) Round Table

Kidney Shape Table

Features						
High-pressure laminate top	•	•	•	•	•	•
Round vinyl T-edge	•	•	•	•	•	•
Adjustable glides	•	•	•	•	•	•
Adjustable legs	•	•	•	•	•	•
Dimensions						
Height range	22" - 32"	22" - 32"	22" - 32"	22" - 32"	22" - 32"	22" - 32"
Width range	18" - 36"	36" - 48"	36" - 60"	24" - 30"	24" - 30"	48"
Length range	36" - 72"	36" - 48"	36" - 60"	56" - 64"	50" - 56"	72"



Laminate; 1-1/4" round vinyl bullnose edge; 2" radius corner (54B)



Plastic Book Box

Book Bag Hook

Features		
Dimensions		
Height	4"	2-3/4"
Width	15"	3"
Depth	14"	2"

Recommended Chair and Desk Heights							
Chairs measured to top of seat	10"	12"	13"	14"	15"	16"	18"
Desks without book box		22"		24"	25"	27"	29-30"
Grade							
Pre-K	X	X					
K		X	X	X			
1		X	X	X	X		
2				X	X	X	
3					X	X	
4					X	X	X
5 & up							X

SPECIFICATIONS

**Tops**  
1-1/8" thick high-density particleboard core with a .030 thick high-pressure laminate top and .028 thick phenolic backing sheet. Round vinyl T-mold edge. Generous 2" corner radius helps prevent sharp projections. Tops are pre-drilled.

**Adjustable-Height Legs**  
1.04" x 1.79" OD 15-gauge elliptical steel tube welded to a heavy 11-guage steel plate. Top section of leg powder coat finish. Hybrid powder coating is electro-statically applied. Finish is chemical-resistant, hard, tough and mar-resistant. Telescoping lower section of 0.85" x 1.60" OD 15-gauge elliptical steel tube in bright chrome finish; locks with 1/4" screw in 1" increments in a 22"-32" height range. Legs fasten to top with #12-1" long Phillips head screws.

**Glides**  
Swivel type adjustable glide with non-marring floor contact insert. Glide has 3/4" adjustment range.

**Book Box**  
Optional solid, molded thermoplastic polypropylene book box installs quickly to underside of the top with #12-1" Phillips head screws. Translucent finish helps provide safe environment while allowing for some degree of personal privacy. Molded-in pencil tray keeps items conveniently inside book box within easy reach, not on the floor or in the back of the book box. Measures 15" wide, 14" deep, and 4" high.

**Book Bag Hook**  
Optional book bag hook formed from 1/4" solid wire rod quickly installs to underside of the top with #12-1" Phillips head screws. Chrome finish provides long lasting wear resistance.

INFORMATION

**Warranty**  
Refer to KI Terms & Conditions document or visit [ki.com](http://ki.com)



<b>Surface Finish</b>		Flannel	EFN
Belair	LBQ	Frosty White	EFW
Biltmore Cherry	LBT	Hazy Jade	EHJ
Black	LBK	Honey Bee	EHY
Brighton Walnut	LBW	Light Tone	ELG
Canyon Zephyr	LCA	Mardi Gras	EMG
Castle Oak	LCO	Misty Brown	EMY
Casual Linen	LCU	Nemo	ENE
Cherry Storm	LCX	Nordic	END
Classic Linen	LCI	Poppy Red	EPR
Cloud Zephyr	LCL	Purple Haze	EPH
Cocobala	LCC	Rubber Ducky	ERK
Crisp Linen	LRI	Sand	ESA
Desert Zephyr	LDZ	Sky Blue	ESK
Dove Grey	LDG	Surf's Up	ESP
Fired Steel	LIL	Twilight Shadow	ETI
Flax Linen	LXF	Ultra Blue	EUB
Florence Walnut	LFC	Warm Grey	EWG
Forged Steel	LOL	Zesty Lime	EZL
Friston Ash	LFH		
Frosty White	LFW	This edge color listing is for the 1 - 1/4" vinyl Bullnose Edge (54B)	
Graphite Nebula	LGN		
Grey	LGE	<b>Frame Color</b>	
High Rise	LHE	Blue Grey	GR
Hollyberry	LHY	Bronze Metallic	ZM
Irish Linen	LIH	Cayenne	CY
Island	LID	Champagne Metallic	CM
Italian Silver Ash	LIT	Cool Grey	CG
Kensington Maple	LKM	Cottonwood	CO
Lapis Blue	LLB	Earthen Clay	EY
Markerboard White	LMK	Espresso Metallic	EX
Misted Zephyr	LMR	Everglade Shade	EV
Monticello Maple	LMT	Flannel	FN
Nickel Evolv	LNV	Glitz Metallic	GZ
North Sea	LNA	Hazy Jade	HJ
Ocean	LON	Honey Bee	HY
Pearl Bisque	LPB	Light Tone	LG
Pearl Silver	LPS	Mardi Gras	MG
Pressed Linen	LPR	Misty Brown	MY
River Cherry	LRY	Nemo	NE
Rugged Linen	LRG	Nordic	ND
Satin Stainless	LSS	Purple Haze	PH
Shadow Zephyr	LSR	Rubber Ducky	RK
Silicon evolv	LSV	Sand	SA
Sterling Ash	LAZ	Starlight Silver Metallic	SX
Tailored Linen	LTL	Surf's Up	SP
Titanium evolv	LTV	Twilight Shadow	TI
White Nebula	LWL	Ultra Blue	UB
White Sand	LWN	Warm Grey	WG
Windsor Mahogany	LWY	Zesty Lime	ZL
<b>Edge Color for 54B Edge Style</b>			
Black	EBL	Note: All legs are adjustable with the lower leg section always brite chrome.	
Blue Grey	EGR		
Cayenne	ECY		
Cool Grey	ECG		
Earthen Clay	EEY		
Everglade Shade	EEV		

Intellect® Activity Tables (Freight Excluded)

Activity Tables



Intellect® Activity Tables (Freight Excluded)

Activity Tables

		MODEL NUMBER					
		Basic Model	Frame Color	Surface Finish	Edge Color		
MODEL	A x B					Approx. Packaged Weight	Freight Excluded Pricing
<div><div><div>ETR</div><div><div><div></div><div></div></div><div><div></div><div></div></div></div><div><div>Rectangular Tables</div><div><div>• Models ending in /A = black frame</div><div>• Models ending in /ANS = colored frame</div></div></div></div></div>	18 x 60"	E1860/A	<input type="checkbox"/> <input type="checkbox"/>	<input type="checkbox"/> <input type="checkbox"/> <input type="checkbox"/> <input type="checkbox"/>	<input type="checkbox"/> <input type="checkbox"/> <input type="checkbox"/> <input type="checkbox"/>	60.0#	\$ 309
	18 x 60"	E1860/ANS	<input type="checkbox"/> <input type="checkbox"/>	<input type="checkbox"/> <input type="checkbox"/> <input type="checkbox"/> <input type="checkbox"/>	<input type="checkbox"/> <input type="checkbox"/> <input type="checkbox"/> <input type="checkbox"/>	60.0#	352
	18 x 84"	E1884/A	<input type="checkbox"/> <input type="checkbox"/>	<input type="checkbox"/> <input type="checkbox"/> <input type="checkbox"/> <input type="checkbox"/>	<input type="checkbox"/> <input type="checkbox"/> <input type="checkbox"/> <input type="checkbox"/>	75.0#	357
	18 x 84"	E1884/ANS	<input type="checkbox"/> <input type="checkbox"/>	<input type="checkbox"/> <input type="checkbox"/> <input type="checkbox"/> <input type="checkbox"/>	<input type="checkbox"/> <input type="checkbox"/> <input type="checkbox"/> <input type="checkbox"/>	75.0#	399
	20 x 36"	E2036/A	<input type="checkbox"/> <input type="checkbox"/>	<input type="checkbox"/> <input type="checkbox"/> <input type="checkbox"/> <input type="checkbox"/>	<input type="checkbox"/> <input type="checkbox"/> <input type="checkbox"/> <input type="checkbox"/>	45.0#	293
	20 x 36"	E2036/ANS	<input type="checkbox"/> <input type="checkbox"/>	<input type="checkbox"/> <input type="checkbox"/> <input type="checkbox"/> <input type="checkbox"/>	<input type="checkbox"/> <input type="checkbox"/> <input type="checkbox"/> <input type="checkbox"/>	45.0#	334
	20 x 48"	E2048/A	<input type="checkbox"/> <input type="checkbox"/>	<input type="checkbox"/> <input type="checkbox"/> <input type="checkbox"/> <input type="checkbox"/>	<input type="checkbox"/> <input type="checkbox"/> <input type="checkbox"/> <input type="checkbox"/>	55.0#	308
	20 x 48"	E2048/ANS	<input type="checkbox"/> <input type="checkbox"/>	<input type="checkbox"/> <input type="checkbox"/> <input type="checkbox"/> <input type="checkbox"/>	<input type="checkbox"/> <input type="checkbox"/> <input type="checkbox"/> <input type="checkbox"/>	55.0#	350
	20 x 60"	E2060/A	<input type="checkbox"/> <input type="checkbox"/>	<input type="checkbox"/> <input type="checkbox"/> <input type="checkbox"/> <input type="checkbox"/>	<input type="checkbox"/> <input type="checkbox"/> <input type="checkbox"/> <input type="checkbox"/>	65.0#	338
	20 x 60"	E2060/ANS	<input type="checkbox"/> <input type="checkbox"/>	<input type="checkbox"/> <input type="checkbox"/> <input type="checkbox"/> <input type="checkbox"/>	<input type="checkbox"/> <input type="checkbox"/> <input type="checkbox"/> <input type="checkbox"/>	65.0#	378
	24 x 36"	E2436/A	<input type="checkbox"/> <input type="checkbox"/>	<input type="checkbox"/> <input type="checkbox"/> <input type="checkbox"/> <input type="checkbox"/>	<input type="checkbox"/> <input type="checkbox"/> <input type="checkbox"/> <input type="checkbox"/>	55.0#	320
	24 x 36"	E2436/ANS	<input type="checkbox"/> <input type="checkbox"/>	<input type="checkbox"/> <input type="checkbox"/> <input type="checkbox"/> <input type="checkbox"/>	<input type="checkbox"/> <input type="checkbox"/> <input type="checkbox"/> <input type="checkbox"/>	55.0#	363
	24 x 48"	E2448/A	<input type="checkbox"/> <input type="checkbox"/>	<input type="checkbox"/> <input type="checkbox"/> <input type="checkbox"/> <input type="checkbox"/>	<input type="checkbox"/> <input type="checkbox"/> <input type="checkbox"/> <input type="checkbox"/>	60.0#	337
	24 x 48"	E2448/ANS	<input type="checkbox"/> <input type="checkbox"/>	<input type="checkbox"/> <input type="checkbox"/> <input type="checkbox"/> <input type="checkbox"/>	<input type="checkbox"/> <input type="checkbox"/> <input type="checkbox"/> <input type="checkbox"/>	60.0#	377
	24 x 54"	E2454/A	<input type="checkbox"/> <input type="checkbox"/>	<input type="checkbox"/> <input type="checkbox"/> <input type="checkbox"/> <input type="checkbox"/>	<input type="checkbox"/> <input type="checkbox"/> <input type="checkbox"/> <input type="checkbox"/>	65.0#	352
	24 x 54"	E2454/ANS	<input type="checkbox"/> <input type="checkbox"/>	<input type="checkbox"/> <input type="checkbox"/> <input type="checkbox"/> <input type="checkbox"/>	<input type="checkbox"/> <input type="checkbox"/> <input type="checkbox"/> <input type="checkbox"/>	65.0#	396
	24 x 60"	E2460/A	<input type="checkbox"/> <input type="checkbox"/>	<input type="checkbox"/> <input type="checkbox"/> <input type="checkbox"/> <input type="checkbox"/>	<input type="checkbox"/> <input type="checkbox"/> <input type="checkbox"/> <input type="checkbox"/>	70.0#	367
	24 x 60"	E2460/ANS	<input type="checkbox"/> <input type="checkbox"/>	<input type="checkbox"/> <input type="checkbox"/> <input type="checkbox"/> <input type="checkbox"/>	<input type="checkbox"/> <input type="checkbox"/> <input type="checkbox"/> <input type="checkbox"/>	70.0#	409
	30 x 48"	E3048/A	<input type="checkbox"/> <input type="checkbox"/>	<input type="checkbox"/> <input type="checkbox"/> <input type="checkbox"/> <input type="checkbox"/>	<input type="checkbox"/> <input type="checkbox"/> <input type="checkbox"/> <input type="checkbox"/>	70.0#	368
	30 x 48"	E3048/ANS	<input type="checkbox"/> <input type="checkbox"/>	<input type="checkbox"/> <input type="checkbox"/> <input type="checkbox"/> <input type="checkbox"/>	<input type="checkbox"/> <input type="checkbox"/> <input type="checkbox"/> <input type="checkbox"/>	70.0#	412
	30 x 60"	E3060/A	<input type="checkbox"/> <input type="checkbox"/>	<input type="checkbox"/> <input type="checkbox"/> <input type="checkbox"/> <input type="checkbox"/>	<input type="checkbox"/> <input type="checkbox"/> <input type="checkbox"/> <input type="checkbox"/>	85.0#	399
	30 x 60"	E3060/ANS	<input type="checkbox"/> <input type="checkbox"/>	<input type="checkbox"/> <input type="checkbox"/> <input type="checkbox"/> <input type="checkbox"/>	<input type="checkbox"/> <input type="checkbox"/> <input type="checkbox"/> <input type="checkbox"/>	85.0#	442
	30 x 72"	E3072/A	<input type="checkbox"/> <input type="checkbox"/>	<input type="checkbox"/> <input type="checkbox"/> <input type="checkbox"/> <input type="checkbox"/>	<input type="checkbox"/> <input type="checkbox"/> <input type="checkbox"/> <input type="checkbox"/>	100.0#	427
	30 x 72"	E3072/ANS	<input type="checkbox"/> <input type="checkbox"/>	<input type="checkbox"/> <input type="checkbox"/> <input type="checkbox"/> <input type="checkbox"/>	<input type="checkbox"/> <input type="checkbox"/> <input type="checkbox"/> <input type="checkbox"/>	100.0#	470
	36 x 60"	E3660/A	<input type="checkbox"/> <input type="checkbox"/>	<input type="checkbox"/> <input type="checkbox"/> <input type="checkbox"/> <input type="checkbox"/>	<input type="checkbox"/> <input type="checkbox"/> <input type="checkbox"/> <input type="checkbox"/>	100.0#	422
	36 x 60"	E3660/ANS	<input type="checkbox"/> <input type="checkbox"/>	<input type="checkbox"/> <input type="checkbox"/> <input type="checkbox"/> <input type="checkbox"/>	<input type="checkbox"/> <input type="checkbox"/> <input type="checkbox"/> <input type="checkbox"/>	100.0#	468
	36 x 72"	E3672/A	<input type="checkbox"/> <input type="checkbox"/>	<input type="checkbox"/> <input type="checkbox"/> <input type="checkbox"/> <input type="checkbox"/>	<input type="checkbox"/> <input type="checkbox"/> <input type="checkbox"/> <input type="checkbox"/>	115.0#	457
	36 x 72"	E3672/ANS	<input type="checkbox"/> <input type="checkbox"/>	<input type="checkbox"/> <input type="checkbox"/> <input type="checkbox"/> <input type="checkbox"/>	<input type="checkbox"/> <input type="checkbox"/> <input type="checkbox"/> <input type="checkbox"/>	115.0#	501
		<b>A</b>	<b>B</b>	<b>C</b>	<b>D</b>		

HOW TO ORDER

Indicate the following information on order form:

- Quantity of each item.
- Model number, including options. See “How To Build a Model Number”.
- Any special service required.

Note:

- The ☐ indicates that a choice is required.
- The absence of the ☐ indicates that no choice is required.
- Alpha-numeric characters in place of ☐ indicate that no other alternatives are available.

HOW TO BUILD A MODEL NUMBER

- A** Select basic model.
- B** Select frame color.  
Refer to the **Product Color Options** page in this price list.
- C** Select surface finish.  
Refer to the **Product Color Options** page in this price list.  
Surface finish offerings are based on edge style selections.
- D** Select edge color.  
Refer to the **Product Color Options** page in this price list.  
Edge color offerings are based on edge style selections.

SPECIAL SERVICES

Special Carton Marking

With specially marked information      N/C

**Shipping**  
Ships **knocked down, FOB Bonduel, WI 54107, freight excluded**. Freight class 85.

Specifications and prices are subject to change without prior notice.





Intellect® Activity Tables (Freight Excluded)

Activity Tables



Intellect® Activity Tables (Freight Excluded)

Activity Tables

		MODEL NUMBER					
		Basic Model	Frame Color	Surface Finish	Edge Color		
MODEL						Approx. Packaged Weight	Freight Excluded Pricing
 	<b>Square Tables</b> <ul style="list-style-type: none"><li>Models ending in /A = black frame</li><li>Models ending in /ANS = colored frame</li></ul>	36 x 36"	<input type="checkbox"/> <input type="checkbox"/>	<input type="checkbox"/> <input type="checkbox"/> <input type="checkbox"/> <input type="checkbox"/>	<input type="checkbox"/> <input type="checkbox"/> <input type="checkbox"/> <input type="checkbox"/>	65.0#	\$ 352
		36 x 36"	<input type="checkbox"/> <input type="checkbox"/>	<input type="checkbox"/> <input type="checkbox"/> <input type="checkbox"/> <input type="checkbox"/>	<input type="checkbox"/> <input type="checkbox"/> <input type="checkbox"/> <input type="checkbox"/>	65.0#	396
		48 x 48"	<input type="checkbox"/> <input type="checkbox"/>	<input type="checkbox"/> <input type="checkbox"/> <input type="checkbox"/> <input type="checkbox"/>	<input type="checkbox"/> <input type="checkbox"/> <input type="checkbox"/> <input type="checkbox"/>	90.0#	371
		48 x 48"	<input type="checkbox"/> <input type="checkbox"/>	<input type="checkbox"/> <input type="checkbox"/> <input type="checkbox"/> <input type="checkbox"/>	<input type="checkbox"/> <input type="checkbox"/> <input type="checkbox"/> <input type="checkbox"/>	90.0#	413
 	<b>Round Tables</b> <ul style="list-style-type: none"><li>Models ending in /A = black frame</li><li>Models ending in /ANS = colored frame</li></ul>	36" Diameter	<input type="checkbox"/> <input type="checkbox"/>	<input type="checkbox"/> <input type="checkbox"/> <input type="checkbox"/> <input type="checkbox"/>	<input type="checkbox"/> <input type="checkbox"/> <input type="checkbox"/> <input type="checkbox"/>	60.0#	\$ 370
		36" Diameter	<input type="checkbox"/> <input type="checkbox"/>	<input type="checkbox"/> <input type="checkbox"/> <input type="checkbox"/> <input type="checkbox"/>	<input type="checkbox"/> <input type="checkbox"/> <input type="checkbox"/> <input type="checkbox"/>	60.0#	413
		48" Diameter	<input type="checkbox"/> <input type="checkbox"/>	<input type="checkbox"/> <input type="checkbox"/> <input type="checkbox"/> <input type="checkbox"/>	<input type="checkbox"/> <input type="checkbox"/> <input type="checkbox"/> <input type="checkbox"/>	85.0#	445
		48" Diameter	<input type="checkbox"/> <input type="checkbox"/>	<input type="checkbox"/> <input type="checkbox"/> <input type="checkbox"/> <input type="checkbox"/>	<input type="checkbox"/> <input type="checkbox"/> <input type="checkbox"/> <input type="checkbox"/>	85.0#	489
		60" Diameter	<input type="checkbox"/> <input type="checkbox"/>	<input type="checkbox"/> <input type="checkbox"/> <input type="checkbox"/> <input type="checkbox"/>	<input type="checkbox"/> <input type="checkbox"/> <input type="checkbox"/> <input type="checkbox"/>	125.0#	580
		60" Diameter	<input type="checkbox"/> <input type="checkbox"/>	<input type="checkbox"/> <input type="checkbox"/> <input type="checkbox"/> <input type="checkbox"/>	<input type="checkbox"/> <input type="checkbox"/> <input type="checkbox"/> <input type="checkbox"/>	125.0#	622
		<b>A</b>	<b>B</b>	<b>C</b>	<b>D</b>		

HOW TO ORDER

Indicate the following information on order form:

- Quantity of each item.
- Model number, including options. See "How To Build a Model Number".
- Any special service required.

Note:

- The ☐ indicates that a choice is required.
- The absence of the ☐ indicates that no choice is required.
- Alpha-numeric characters in place of ☐ indicate that no other alternatives are available.

HOW TO BUILD A MODEL NUMBER

- A** Select basic model.
- B** Select frame color.  
Refer to the **Product Color Options** page in this price list.
- C** Select surface finish.  
Refer to the **Product Color Options** page in this price list.  
Surface finish offerings are based on edge style selections.
- D** Select edge color.  
Refer to the **Product Color Options** page in this price list.  
Edge color offerings are based on edge style selections.

SPECIAL SERVICES

Special Carton Marking

With specially marked information      N/C

**Shipping**  
Ships **knocked down, FOB Bonduel, WI 54107, freight excluded**. Freight class 85.

Specifications and prices are subject to change without prior notice.



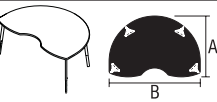
Intellect® Activity Tables (Freight Excluded)

Activity Tables



Intellect® Activity Tables (Freight Excluded)

Activity Tables

MODEL		MODEL NUMBER				Approx. Packaged Weight		Freight Excluded Pricing
		Basic Model	Frame Color	Surface Finish	Edge Color			
 ET4	<b>Quarter (1/4) Round Tables</b> <ul style="list-style-type: none"><li>Models ending in /A = black frame</li><li>Models ending in /ANS = colored frame</li></ul>	42 x 24 x 56"	E424/A	<input type="checkbox"/> <input type="checkbox"/>	<input type="checkbox"/> <input type="checkbox"/> <input type="checkbox"/> <input type="checkbox"/>	60.0#		\$ 371
		42 x 24 x 56"	E424/ANS	<input type="checkbox"/> <input type="checkbox"/>	<input type="checkbox"/> <input type="checkbox"/> <input type="checkbox"/> <input type="checkbox"/>	60.0#		415
		48 x 30 x 64"	E430/A	<input type="checkbox"/> <input type="checkbox"/>	<input type="checkbox"/> <input type="checkbox"/> <input type="checkbox"/> <input type="checkbox"/>	75.0#		391
		48 x 30 x 64"	E430/ANS	<input type="checkbox"/> <input type="checkbox"/>	<input type="checkbox"/> <input type="checkbox"/> <input type="checkbox"/> <input type="checkbox"/>	75.0#		435
 ET6	<b>Sixth (1/6) Round Tables</b> <ul style="list-style-type: none"><li>Models ending in /A = black frame</li><li>Models ending in /ANS = colored frame</li></ul>	45 x 24 x 50"	E624/A	<input type="checkbox"/> <input type="checkbox"/>	<input type="checkbox"/> <input type="checkbox"/> <input type="checkbox"/> <input type="checkbox"/>	60.0#		\$ 368
		45 x 24 x 50"	E624/ANS	<input type="checkbox"/> <input type="checkbox"/>	<input type="checkbox"/> <input type="checkbox"/> <input type="checkbox"/> <input type="checkbox"/>	60.0#		412
		51 x 30 x 56"	E630/A	<input type="checkbox"/> <input type="checkbox"/>	<input type="checkbox"/> <input type="checkbox"/> <input type="checkbox"/> <input type="checkbox"/>	70.0#		391
		51 x 30 x 56"	E630/ANS	<input type="checkbox"/> <input type="checkbox"/>	<input type="checkbox"/> <input type="checkbox"/> <input type="checkbox"/> <input type="checkbox"/>	70.0#		435
 ETK	<b>Kidney Shape Tables</b> <ul style="list-style-type: none"><li>Models ending in /A = black frame</li><li>Models ending in /ANS = colored frame</li></ul>	48 x 72"	E4872K/A	<input type="checkbox"/> <input type="checkbox"/>	<input type="checkbox"/> <input type="checkbox"/> <input type="checkbox"/> <input type="checkbox"/>	120.0#		\$ 672
		48 x 72"	E4872K/ANS	<input type="checkbox"/> <input type="checkbox"/>	<input type="checkbox"/> <input type="checkbox"/> <input type="checkbox"/> <input type="checkbox"/>	120.0#		714
			<b>A</b>	<b>B</b>	<b>C</b>	<b>D</b>		

HOW TO ORDER

Indicate the following information on order form:

- Quantity of each item.
- Model number, including options. See "How To Build a Model Number".
- Any special service required.

Note:

- The ☐ indicates that a choice is required.
- The absence of the ☐ indicates that no choice is required.
- Alpha-numeric characters in place of ☐ indicate that no other alternatives are available.

HOW TO BUILD A MODEL NUMBER

- A**Select basic model.
- B**Select frame color.  
Refer to the **Product Color Options** page in this price list.
- C**Select surface finish.  
Refer to the **Product Color Options** page in this price list.  
Surface finish offerings are based on edge style selections.
- D**Select edge color.  
Refer to the **Product Color Options** page in this price list.  
Edge color offerings are based on edge style selections.

SPECIAL SERVICES

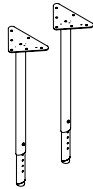
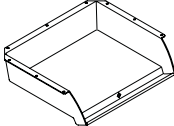
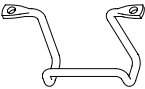
Special Carton Marking

With specially marked information      N/C

**Shipping**  
Ships **knocked down, FOB Bonduel, WI 54107, freight excluded**. Freight class 85.

Specifications and prices are subject to change without prior notice.



		MODEL NUMBER			
		Basic Model	Frame Color		
MODEL	SIZE			Approx. Packaged Weight	Freight Excluded Pricing
 ETL	<b>Leg Set</b> <ul style="list-style-type: none"><li>Seam-welded tubular steel legs</li><li>Self-leveling glides</li><li>Upper leg is powder coated paint</li><li>Lower leg is chromed</li><li>22"-32" Adjustable height</li><li>Priced set of four legs</li><li>Model ETL = black frame</li><li>Model ETLNS = colored f rame</li></ul>	22 - 32"	ETL	<input type="checkbox"/> <input type="checkbox"/>	15.0# \$ 83
		22 - 32"	ETLNS	<input type="checkbox"/> <input type="checkbox"/>	15.0# 125
 ETBB	<b>Plastic Book Box</b> <ul style="list-style-type: none"><li>4" high x 14" deep x 15" wide</li><li>Translucent finish</li><li>Field installable</li></ul>	EPB		3.0#	\$ 31
 ETBB	<b>Book Bag Hook</b> <ul style="list-style-type: none"><li>1/4" solid wire rod</li><li>Chrome finish</li><li>Field installable</li></ul>	EBH		3.0#	\$ 10
		<b>A</b>	<b>B</b>		

HOW TO ORDER

Indicate the following information on order form:

- Quantity of each item.
- Model number, including options. See "How To Build a Model Number".
- Any special service required.

Note:

- The ☐ indicates that a choice is required.
- The absence of the ☐ indicates that no choice is required.
- Alpha-numeric characters in place of ☐ indicate that no other alternatives are available.

HOW TO BUILD A MODEL NUMBER

- A** Select basic model.
- B** Select frame color.  
Refer to the **Product Color Options** page in this price list.

SPECIAL SERVICES

Special Carton Marking

With specially marked information      N/C


Shipping

Ships **knocked down, FOB Bonduel, WI 54107, freight excluded**. Freight class 85.

Specifications and prices are subject to change without prior notice.





		MODEL NUMBER					
		Basic Model	Frame Color	Surface Finish	Edge Color		
MODEL	A x B					Approx. Packaged Weight	Delivered Pricing
<div><div>ETR</div></div> <div><b>Rectangular Tables</b><ul style="list-style-type: none"><li>Models ending in /A = black frame</li><li>Models ending in /ANS = colored frame</li></ul></div>	18 x 60"	E1860/A	<input type="checkbox"/>	<input type="checkbox"/> <input type="checkbox"/> <input type="checkbox"/>	<input type="checkbox"/> <input type="checkbox"/> <input type="checkbox"/>	60.0#	\$ 378
	18 x 60"	E1860/ANS	<input type="checkbox"/>	<input type="checkbox"/> <input type="checkbox"/> <input type="checkbox"/>	<input type="checkbox"/> <input type="checkbox"/> <input type="checkbox"/>	60.0#	422
	18 x 84"	E1884/A	<input type="checkbox"/>	<input type="checkbox"/> <input type="checkbox"/> <input type="checkbox"/>	<input type="checkbox"/> <input type="checkbox"/> <input type="checkbox"/>	75.0#	439
	18 x 84"	E1884/ANS	<input type="checkbox"/>	<input type="checkbox"/> <input type="checkbox"/> <input type="checkbox"/>	<input type="checkbox"/> <input type="checkbox"/> <input type="checkbox"/>	75.0#	478
	20 x 36"	E2036/A	<input type="checkbox"/>	<input type="checkbox"/> <input type="checkbox"/> <input type="checkbox"/>	<input type="checkbox"/> <input type="checkbox"/> <input type="checkbox"/>	45.0#	348
	20 x 36"	E2036/ANS	<input type="checkbox"/>	<input type="checkbox"/> <input type="checkbox"/> <input type="checkbox"/>	<input type="checkbox"/> <input type="checkbox"/> <input type="checkbox"/>	45.0#	390
	20 x 48"	E2048/A	<input type="checkbox"/>	<input type="checkbox"/> <input type="checkbox"/> <input type="checkbox"/>	<input type="checkbox"/> <input type="checkbox"/> <input type="checkbox"/>	55.0#	367
	20 x 48"	E2048/ANS	<input type="checkbox"/>	<input type="checkbox"/> <input type="checkbox"/> <input type="checkbox"/>	<input type="checkbox"/> <input type="checkbox"/> <input type="checkbox"/>	55.0#	406
	20 x 60"	E2060/A	<input type="checkbox"/>	<input type="checkbox"/> <input type="checkbox"/> <input type="checkbox"/>	<input type="checkbox"/> <input type="checkbox"/> <input type="checkbox"/>	65.0#	403
	20 x 60"	E2060/ANS	<input type="checkbox"/>	<input type="checkbox"/> <input type="checkbox"/> <input type="checkbox"/>	<input type="checkbox"/> <input type="checkbox"/> <input type="checkbox"/>	65.0#	444
	24 x 36"	E2436/A	<input type="checkbox"/>	<input type="checkbox"/> <input type="checkbox"/> <input type="checkbox"/>	<input type="checkbox"/> <input type="checkbox"/> <input type="checkbox"/>	55.0#	380
	24 x 36"	E2436/ANS	<input type="checkbox"/>	<input type="checkbox"/> <input type="checkbox"/> <input type="checkbox"/>	<input type="checkbox"/> <input type="checkbox"/> <input type="checkbox"/>	55.0#	422
	24 x 48"	E2448/A	<input type="checkbox"/>	<input type="checkbox"/> <input type="checkbox"/> <input type="checkbox"/>	<input type="checkbox"/> <input type="checkbox"/> <input type="checkbox"/>	60.0#	415
	24 x 48"	E2448/ANS	<input type="checkbox"/>	<input type="checkbox"/> <input type="checkbox"/> <input type="checkbox"/>	<input type="checkbox"/> <input type="checkbox"/> <input type="checkbox"/>	60.0#	455
	24 x 54"	E2454/A	<input type="checkbox"/>	<input type="checkbox"/> <input type="checkbox"/> <input type="checkbox"/>	<input type="checkbox"/> <input type="checkbox"/> <input type="checkbox"/>	65.0#	435
	24 x 54"	E2454/ANS	<input type="checkbox"/>	<input type="checkbox"/> <input type="checkbox"/> <input type="checkbox"/>	<input type="checkbox"/> <input type="checkbox"/> <input type="checkbox"/>	65.0#	476
	24 x 60"	E2460/A	<input type="checkbox"/>	<input type="checkbox"/> <input type="checkbox"/> <input type="checkbox"/>	<input type="checkbox"/> <input type="checkbox"/> <input type="checkbox"/>	70.0#	437
	24 x 60"	E2460/ANS	<input type="checkbox"/>	<input type="checkbox"/> <input type="checkbox"/> <input type="checkbox"/>	<input type="checkbox"/> <input type="checkbox"/> <input type="checkbox"/>	70.0#	477
	30 x 48"	E3048/A	<input type="checkbox"/>	<input type="checkbox"/> <input type="checkbox"/> <input type="checkbox"/>	<input type="checkbox"/> <input type="checkbox"/> <input type="checkbox"/>	70.0#	452
	30 x 48"	E3048/ANS	<input type="checkbox"/>	<input type="checkbox"/> <input type="checkbox"/> <input type="checkbox"/>	<input type="checkbox"/> <input type="checkbox"/> <input type="checkbox"/>	70.0#	496
	30 x 60"	E3060/A	<input type="checkbox"/>	<input type="checkbox"/> <input type="checkbox"/> <input type="checkbox"/>	<input type="checkbox"/> <input type="checkbox"/> <input type="checkbox"/>	85.0#	490
	30 x 60"	E3060/ANS	<input type="checkbox"/>	<input type="checkbox"/> <input type="checkbox"/> <input type="checkbox"/>	<input type="checkbox"/> <input type="checkbox"/> <input type="checkbox"/>	85.0#	531
	30 x 72"	E3072/A	<input type="checkbox"/>	<input type="checkbox"/> <input type="checkbox"/> <input type="checkbox"/>	<input type="checkbox"/> <input type="checkbox"/> <input type="checkbox"/>	100.0#	526
	30 x 72"	E3072/ANS	<input type="checkbox"/>	<input type="checkbox"/> <input type="checkbox"/> <input type="checkbox"/>	<input type="checkbox"/> <input type="checkbox"/> <input type="checkbox"/>	100.0#	570
	36 x 60"	E3660/A	<input type="checkbox"/>	<input type="checkbox"/> <input type="checkbox"/> <input type="checkbox"/>	<input type="checkbox"/> <input type="checkbox"/> <input type="checkbox"/>	100.0#	521
	36 x 60"	E3660/ANS	<input type="checkbox"/>	<input type="checkbox"/> <input type="checkbox"/> <input type="checkbox"/>	<input type="checkbox"/> <input type="checkbox"/> <input type="checkbox"/>	100.0#	567
	36 x 72"	E3672/A	<input type="checkbox"/>	<input type="checkbox"/> <input type="checkbox"/> <input type="checkbox"/>	<input type="checkbox"/> <input type="checkbox"/> <input type="checkbox"/>	115.0#	567
	36 x 72"	E3672/ANS	<input type="checkbox"/>	<input type="checkbox"/> <input type="checkbox"/> <input type="checkbox"/>	<input type="checkbox"/> <input type="checkbox"/> <input type="checkbox"/>	115.0#	607
		<b>A</b>	<b>B</b>	<b>C</b>	<b>D</b>		

HOW TO ORDER

Indicate the following information on order form:

- Quantity of each item.
- Model number, including options. See “How To Build a Model Number”.
- Any special service required.

Note:

- The ☐ indicates that a choice is required.
- The absence of the ☐ indicates that no choice is required.
- Alpha-numeric characters in place of ☐ indicate that no other alternatives are available.

HOW TO BUILD A MODEL NUMBER

- A** Select basic model.
- B** Select frame color.  
Refer to the **Product Color Options** page in this price list.
- C** Select surface finish.  
Refer to the **Product Color Options** page in this price list.  
Surface finish offerings are based on edge style selections.
- D** Select edge color.  
Refer to the **Product Color Options** page in this price list.  
Edge color offerings are based on edge style selections.

SPECIAL SERVICES

Special Carton Marking

With specially marked information      N/C

**Shipping**  
Ships **knocked down, FOB Bonduel, WI 54107, freight prepaid.** Freight class 85.

Specifications and prices are subject to change without prior notice.



# Intellect® Activity Tables (Delivered)

Activity Tables



# Intellect® Activity Tables (Delivered)

Activity Tables

			MODEL NUMBER					
			Basic Model	Frame Color	Surface Finish	Edge Color		
MODEL			A x B				Approx. Packaged Weight	Delivered Pricing
 ETS	<b>Square Tables</b> <ul style="list-style-type: none"><li>Models ending in /A = black frame</li><li>Models ending in /ANS = colored frame</li></ul>	36 x 36"	E36S/A	<input type="checkbox"/> <input type="checkbox"/>	<input type="checkbox"/> <input type="checkbox"/> <input type="checkbox"/> <input type="checkbox"/>	65.0#	\$ 435	
		36 x 36"	E36S/ANS	<input type="checkbox"/> <input type="checkbox"/>	<input type="checkbox"/> <input type="checkbox"/> <input type="checkbox"/> <input type="checkbox"/>	65.0#	476	
		48 x 48"	E48S/A	<input type="checkbox"/> <input type="checkbox"/>	<input type="checkbox"/> <input type="checkbox"/> <input type="checkbox"/> <input type="checkbox"/>	90.0#	442	
		48 x 48"	E48S/ANS	<input type="checkbox"/> <input type="checkbox"/>	<input type="checkbox"/> <input type="checkbox"/> <input type="checkbox"/> <input type="checkbox"/>	90.0#	482	
 ETC	<b>Round Tables</b> <ul style="list-style-type: none"><li>Models ending in /A = black frame</li><li>Models ending in /ANS = colored frame</li></ul>	36" Diameter	E36R/A	<input type="checkbox"/> <input type="checkbox"/>	<input type="checkbox"/> <input type="checkbox"/> <input type="checkbox"/> <input type="checkbox"/>	60.0#	\$ 454	
		36" Diameter	E36R/ANS	<input type="checkbox"/> <input type="checkbox"/>	<input type="checkbox"/> <input type="checkbox"/> <input type="checkbox"/> <input type="checkbox"/>	60.0#	498	
		48" Diameter	E48R/A	<input type="checkbox"/> <input type="checkbox"/>	<input type="checkbox"/> <input type="checkbox"/> <input type="checkbox"/> <input type="checkbox"/>	85.0#	547	
		48" Diameter	E48R/ANS	<input type="checkbox"/> <input type="checkbox"/>	<input type="checkbox"/> <input type="checkbox"/> <input type="checkbox"/> <input type="checkbox"/>	85.0#	590	
		60" Diameter	E60R/A	<input type="checkbox"/> <input type="checkbox"/>	<input type="checkbox"/> <input type="checkbox"/> <input type="checkbox"/> <input type="checkbox"/>	125.0#	715	
		60" Diameter	E60R/ANS	<input type="checkbox"/> <input type="checkbox"/>	<input type="checkbox"/> <input type="checkbox"/> <input type="checkbox"/> <input type="checkbox"/>	125.0#	757	
		<b>A</b>	<b>B</b>	<b>C</b>	<b>D</b>			

## HOW TO ORDER

Indicate the following information on order form:

- Quantity of each item.
- Model number, including options. See "How To Build a Model Number".
- Any special service required.

Note:

- The ☐ indicates that a choice is required.
- The absence of the ☐ indicates that no choice is required.
- Alpha-numeric characters in place of ☐ indicate that no other alternatives are available.

## HOW TO BUILD A MODEL NUMBER

- A** Select basic model.
- B** Select frame color.  
Refer to the **Product Color Options** page in this price list.
- C** Select surface finish.  
Refer to the **Product Color Options** page in this price list.  
Surface finish offerings are based on edge style selections.
- D** Select edge color.  
Refer to the **Product Color Options** page in this price list.  
Edge color offerings are based on edge style selections.

## SPECIAL SERVICES

### Special Carton Marking

With specially marked information      N/C

### Shipping

Ships **knocked down, FOB Bonduel, WI 54107, freight prepaid.** Freight class 85.

Specifications and prices are subject to change without prior notice.




# Intellect® Activity Tables (Delivered)

Activity Tables



# Intellect® Activity Tables (Delivered)

Activity Tables

			MODEL NUMBER							
MODEL			A x B	Basic Model	Frame Color	Surface Finish	Edge Color	Approx. Packaged Weight	Delivered Pricing	
	<b>Quarter (1/4) Round Tables</b> <ul style="list-style-type: none"><li>• Models ending in /A = black frame</li><li>• Models ending in /ANS = colored frame</li></ul>	42 x 24 x 56"	E424/A	<input type="checkbox"/>	<input type="checkbox"/>	<input type="checkbox"/>		60.0#	\$ 443	
		42 x 24 x 56"	E424/ANS	<input type="checkbox"/>	<input type="checkbox"/>	<input type="checkbox"/>		60.0#	482	
		48 x 30 x 64"	E430/A	<input type="checkbox"/>	<input type="checkbox"/>	<input type="checkbox"/>		75.0#	472	
		48 x 30 x 64"	E430/ANS	<input type="checkbox"/>	<input type="checkbox"/>	<input type="checkbox"/>		75.0#	532	
ET4										
	<b>Sixth (1/6) Round Tables</b> <ul style="list-style-type: none"><li>• Models ending in /A = black frame</li><li>• Models ending in /ANS = colored frame</li></ul>	45 x 24 x 50"	E624/A	<input type="checkbox"/>	<input type="checkbox"/>	<input type="checkbox"/>		60.0#	\$ 439	
		45 x 24 x 50"	E624/ANS	<input type="checkbox"/>	<input type="checkbox"/>	<input type="checkbox"/>		60.0#	478	
		51 x 30 x 56"	E630/A	<input type="checkbox"/>	<input type="checkbox"/>	<input type="checkbox"/>		70.0#	468	
		51 x 30 x 56"	E630/ANS	<input type="checkbox"/>	<input type="checkbox"/>	<input type="checkbox"/>		70.0#	509	
ET6										
	<b>Kidney Shape Tables</b> <ul style="list-style-type: none"><li>• Models ending in /A = black frame</li><li>• Models ending in /ANS = colored frame</li></ul>	48 x 72"	E4872K/A	<input type="checkbox"/>	<input type="checkbox"/>	<input type="checkbox"/>		120.0#	\$ 823	
		48 x 72"	E4872K/ANS	<input type="checkbox"/>	<input type="checkbox"/>	<input type="checkbox"/>		120.0#	866	
ETK										
				<b>A</b>	<b>B</b>	<b>C</b>	<b>D</b>			

## HOW TO ORDER

Indicate the following information on order form:

- Quantity of each item.
- Model number, including options. See "How To Build a Model Number".
- Any special service required.

Note:

- The ☐ indicates that a choice is required.
- The absence of the ☐ indicates that no choice is required.
- Alpha-numeric characters in place of ☐ indicate that no other alternatives are available.

## HOW TO BUILD A MODEL NUMBER

- A** Select basic model.
- B** Select frame color.  
Refer to the **Product Color Options** page in this price list.
- C** Select surface finish.  
Refer to the **Product Color Options** page in this price list.  
Surface finish offerings are based on edge style selections.
- D** Select edge color.  
Refer to the **Product Color Options** page in this price list.  
Edge color offerings are based on edge style selections.

## SPECIAL SERVICES

### Special Carton Marking

With specially marked information      N/C

### Shipping

Ships **knocked down, FOB Bonduel, WI 54107, freight prepaid.** Freight class 85.

Specifications and prices are subject to change without prior notice.

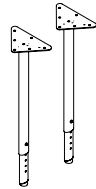
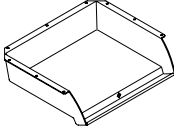

# Intellect® Activity Tables (Delivered)

Activity Tables



# Intellect® Activity Tables (Delivered)

Activity Tables

		MODEL NUMBER			
		Basic Model	Frame Color		
MODEL	SIZE			Approx. Packaged Weight	Delivered Pricing
	<b>Leg Set</b>				
	• Seam-welded tubular steel legs	ETL	<input type="checkbox"/>	15.0#	\$ 99
	• Self-leveling glides	ETLNS	<input type="checkbox"/>	15.0#	143
	• Upper leg is powder coated paint				
	• Lower leg is chromed				
	• 22"-32" Adjustable height				
ETL	• Priced set of four legs				
	• Model ETL = black frame				
	• Model ETLNS = colored f rame				
	<b>Plastic Book Box</b>	EPB		3.0#	\$ 31
	• 4" high x 14" deep x 15" wide				
	• Translucent finish				
	• Field installable				
ETBB					
	<b>Book Bag Hook</b>	EBH		3.0#	\$ 10
	• 1/4" solid wire rod				
	• Chrome finish				
	• Field installable				
ETBB					
		<b>A</b>	<b>B</b>		

## HOW TO ORDER

Indicate the following information on order form:

- Quantity of each item.
- Model number, including options. See "How To Build a Model Number".
- Any special service required.

Note:

- The ☐ indicates that a choice is required.
- The absence of the ☐ indicates that no choice is required.
- Alpha-numeric characters in place of ☐ indicate that no other alternatives are available.

## HOW TO BUILD A MODEL NUMBER

- A** Select basic model.
- B** Select frame color. Refer to the **Product Color Options** page in this price list.

## SPECIAL SERVICES

### Special Carton Marking

With specially marked information      N/C

### Shipping

Ships **knocked down, FOB Bonduel, WI 54107, freight prepaid.** Freight class 85.

Specifications and prices are subject to change without prior notice.

1330 Bellevue Street  
P.O. Box 8100  
Green Bay, WI 54308-8100  
800.424.2432  
ki.com

KI and Furnishing Knowledge are registered  
trademarks of Krueger International, Inc.

© 2020 Krueger International, Inc.  
All Rights Reserved.  
Code KI-PLW-000408/KI/PDF



Furnishing Knowledge®