



① Curved panels add a unique profile to your reception area to welcome guests. Angled panels are also available


② Adding a logo is a great way to brand desks for either schools or businesses. Screenprints can be added to laminate or acrylic panels.

③ Desks can be as simple as an L Shape desk or increased in size to include file storage, personal storage, and varying levels of privacy

④ Panels and transaction ledges can be customized to any height allowing easy access for adults or children to communicate or pass papers

CUSTOMER SERVICE

Give your customer support team members the tools they need to succeed. Open stations help maintain team energy while more enclosed stations limit visual or auditory distractions when handling sensitive data. Raised supervisor stations create a vantage point for leaders to oversee their team. Dividing panels can be configured to any height and the overall footprint is created to maximize every square foot of your space.



STORAGE

Even in today's world of moving away from paper filing, there are still plenty of physical items that need a home. Encourage an organized and clutter free environment by finding a storage solution that's perfect for you! Storage items can be keyed alike per user or by room, making securing items a breeze.




PANEL WALLS

Walls and doors serve an important role in defining private and public spaces. With custom dimensions and many insert options to choose from, "rooms" constructed from panel walls can make a bold or refined aesthetic statement. Easily reconfigurable, walls and doors can evolve with your organization.



CHASE WIRE MANAGEMENT

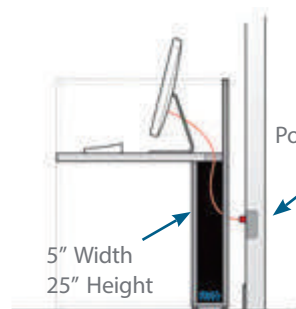
A large cable capacity, easy to use, quick and cost effective installation: our Chase Wire Management System has it all. The Chase system runs within each station under the worksurface to corral cables, wires, and data lines. Contents are hidden behind sliding doors keeping your station clean eliminating a rat's nest of wires below the worksurface. Changing computers and rerouting wires is a snap - saving time and money during reconfiguration. Built in power can be added with our 8-Wire system making plugging items in easier than ever when power within the room is limited.



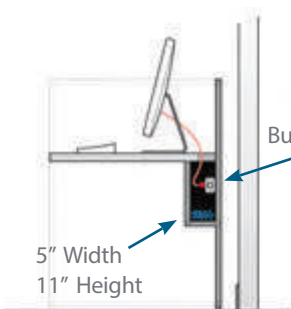
Built-in 8 Wire Electrical with Duplex Receptacles



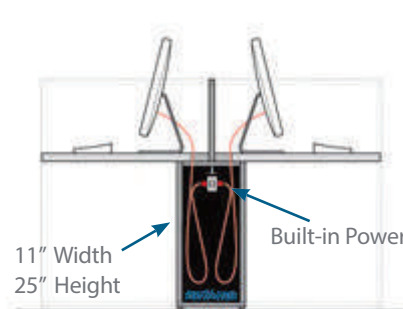
Chase Style Options



Full-Height Chase



Suspended Chase



Full-Height Chase
Back-to-back


ACCESSORIES



CPU Holder



Keyboard Tray



Modesty Panel: Metal



Monitor Arm (Single / Double)



Task Lights



Worksurface Power: AxilZ



Worksurface Power: Node



8 Wire Electrical

STORAGE



Center Drawer



Overheads



Overhead Shelves

Also Available:

- Bookcase Lateral Combo
- Cabinet Lateral Combo
- File Centers
- Storage Cabinets
- Vertical Files

SPECIFICATIONS

- Workstations can be designed and manufactured to exact dimensions - any length, depth, or height - and our unique connectors allow for nearly endless configurations.
- At the heart of the Interior Concepts system is 1" square, 16-gauge steel tubing assembled using patented zinc-cast connectors with ABS plastic sleeves. The tubing frame is finished with epoxy powder coat paint.
- A patented panel-molding system holds panel inserts in place. This assembly technique allows for the easy removal and replacement of panel inserts without disturbing wires or cables and without requiring disassembly of the furniture.
- Worksurfaces are 1.25" thick and finished with a high-pressure wear-resistant laminate writing surface with a balancing laminate backer sheet on the underside of the worksurface.
- A broad palette of colors exists for panels, worksurfaces, fabrics and 3MM edges making it easy to maintain a consistent and coordinated look throughout your organization

THE INTERIOR CONCEPTS PROCESS

LOOK: Browse our product selections to find the design that will work for you. Contact us to start your project, and a sales representative will contact you to discuss your needs and find the best furniture solution.

DESIGN YOUR FURNITURE: After our design experts work with you to define your needs, they will propose and initial furniture solution complete with 2D and 3D drawings. Over a web conference, you will see how the furniture and layout will look in your space. Make live changes and select colors to see a visual of the final design of your furniture solution.

PLACE YOUR ORDER: Once you give the go-ahead on your design, the plans go directly to the factory floor and into production. After production, the furniture will ship to you, and our professional installers will assemble it on-site. Throughout each step, we work with you to answer questions making sure the furniture arrives when needed.

AFTER THE INSTALLATION: Your furniture will require little maintenance since our system does not have end caps or loose pieces. Should you need it, your furniture is backed by a limited lifetime warranty. Plus, we keep a record of your order on file so reconfigurations and additions are a breeze.



Limited Lifetime Warranty

Products are backed by a limited lifetime warranty.
Visit interiorconcepts.com for additional warranty information.

NOTES

