



JESSA™ LOUNGE FURNITURE

PRICE LIST

January 3, 2011

Updated March 7, 2023

800.424.2432

Contents


Refer to KI Terms & Conditions document or visit ki.com.



Contents

Refer to KI Terms & Conditions document or visit ki.com.

Ordering Customer's Own Material (C.O.M.) Upholstery		
Information		3
Jessa™		
General Information		5
Product Color Options		6
Lounge Seating		7



Customer’s Own Material ■
Specifications Form
January 2023

How to Specify

As a standard procedure, KI applies seating upholstery as swatched by the textile distributor. Reference distributor’s website. Upholstery that is required to be applied differently than is swatched, will need a Product Modification Request written spec ifying the direction the upholstery is to be applied.

Seating upholstery requiring specific positioning of intricate patterns or patterns repeats on seats and backrests, will need a Product Modification Request written including a sketch noting the specific requirements, as in Diagram A.

C.O.M. must be supplied in continuous yardage.

Yardage requirements listed in price list are based on plain goods 54” wide. Fabrics less than 54” wide, or those requiring matching (stripes, plaids, prints, large patterns) will require additional yardage based on the fabric used and the item ordered. Consult matrix below for additional yardage needed.

C.O.M. INCREASE MATRIX (yardage matrix is also applicable to any reservations of KI Ingrade, Pallas, or K.O.M. upholsteries).

This table is a general guide.

FABRIC WIDTH	PLAIN FABRIC	UNDER 7” REPEAT	8”–13” REPEAT	14”-21” REPEAT	22”-27” REPEAT	28”-33” REPEAT	34”-40” REPEAT	41”-48” REPEAT
54”	0	20%	25%	30%	45%	55%	70%	80%
51”-53”	15%	25%	30%	35%	50%	60%	80%	90%
48”-50”	20%	30%	35%	40%	55%	65%	85%	95%
45”-47”	30%	45%	50%	55%	60%	80%	90%	100%
36”-44”	50%	65%	70%	75%	80%	100%	110%	120%

Fabric with double repeat: If using a fabric with a double repeat, please follow this formula: take the total amount of the larger and half of the smaller repeat; add together to find the correct overall repeat. Example: 10” vertical with 14” horizontal would be 14+5=19.

If fabric comes in on multiple rolls, one additional yard per roll needs to be added to the yardage requirement.

Leather hides must be a minimum of 50 square feet of usable material. The outer edges cannot be calculated as square feet or yardage. To determine square footage, multiply unit yardage by 18 square feet to obtain the total square footage required per unit.

For exact production yardage requirements, call 1-800-424-2432, ext. 2707.

Production

Customer’s upholstery must be approved prior to acceptance for production.

After approval, a memo swatch of the C.O.M. from the textile distributor must accompany the order. KI assumes no responsibility for wear, defects, or performance of C.O.M. or K.O.M. upholstery.

C.O.M. not received into the appropriate facility 3 weeks prior to acknowledged delivery date may go on hold. See KI C.O.M. Shipping Location listing for the correct facility address by product.

All C.O.M. must be labeled as follows:

1. Name and address
2. Your purchase order number
3. Our style number to which fabric is to be applied
4. Supplier name and fabric name, number, and color

ALL C.O.M. Shipments must be prepaid. Collect shipments will be refused.

Testing

When KI requires testing, actual yardage to upholster one chair may be required. The C.O.M. Specialist will confirm model and fabric testing requirements when applicable.

Approved test samples will be applied to the order or will be held for 6 months. After 6 months, the sample will no longer be applied to your order. For all product testing, send fabric samples to the manufacturing facility. See KI C.O.M. Shipping Location listing for the correct facility address by product.

ALL C.O.M. Shipments must be prepaid. Collect shipments will be refused.

Treated Materials

If C.O.M. requires processing such as a stain resistance treatment or acrylic backing, it may shrink. To prevent delays in delivery or back ordering due to shrinkage, please have your processor verify measurement after processing and assure adequate yardage shipped.

Split Orders

If a portion of the shipment which does not require C.O.M. application is to be processed and shipped early, KI will enter the order immediately at your request. These split shipments are subject to minimum order changes.

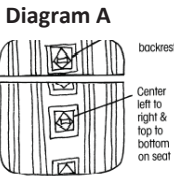
Excess Upholstery Material

KI will dispose of excess upholstery material at the time of shipment unless expressly requested to return it with the product shipment.

Cancelled or Changed Orders

KI assumes no responsibility for extra C.O.M. due to a change of upholstery or cancellation of an order. If it the customer’s responsibility to arrange for return of the material.

Contact the C.O.M. Specialist at 1-800-424-2432, ext. 2707, with questions or to request a split order





C.O.M. SHIPPING LOCATION



Architectural Walls		System 3000..... MN	LimeLite GB
Evoke..... MN		Universal Overheads..... MN	Lyra Lounge Seating.....HN
Genius Walls..... MN		Wireworks MN	Maestro Stack Chairs GB
		Unite..... MN	Medical & Laboratory Stools..... OM
Casegoods			MyPlace Lounge Seating.....HN
Aristotle Tackboards.....MN	Residence Hall Furniture		MyWay Seating.....HN
Likha Tackboards..... MN	RoomScape Furniture MN		Oath Task Chairs and Stools..... GB
			Opt4 GB
Classroom Furniture		Screens	Pilot Task Chairs..... OM
Intellect Wave Chairs..... GB		All Terrain..... KP	Promenade Seating SystemBW
Learn2 GB		Connection Zone.....BW	Ruckus..... GB
Ruckus.....GB		True/Volition KP	Sela Lounge SeatingHN
		Genesis..... KP	Sift Task Chairs GB
Desking		Tattoo..... MN	Signia Task Chairs and StoolsOM
700 Series Desking KP		Universal..... BW	Soltice Metal Collection.....HN
Balance Overheads MN			Soltice Multiple, Healthcare & Guest .HN
Genesis Desking..... MN	Seating		Soltice II Healthcare Seating.....HN
True Desking..... KP	400 Series Folding Chairs.....BW		Strive Multiple, Stack & Task GB
Universal Overheads..... MN	600 Series Folding Chairs.....BW		SwayBW
WorkZone Desking MN	600 Series Stools BW		Tattoo.....HN
	Affina Collection..... HN		Torsion-on-the-Go! Nesting Chairs GB
Files & Storage		Altus Task Chairs..... GB	Torsion Air Stack and Task Seating GB
700 Series Pedestal Cushion..... GB		Apply Stack Chairs GB	ZoetryHN
Connection Zone Pads.....BW		Auditorium Folding ChairsBW	
U-Series Pedestal Cushion..... GB		Calida Lounge Seating HN	
Tattoo.....BW		Diem Task Chairs..... OM	
		Doni Collection..... GB	
Fixed Seating		Gladly Lounge SeatingVQ	
Concerto Auditorium SeatingBW		Grazie Seating GB	
Single Pedestal Seating GB		Hiatus Sleeper Bench HN	
Jury Base Seating..... GB		Hub Modular Lounge SeatingHN	
Lancaster Auditorium SeatingBW		Impress Task Chairs..... OM	
Sequence Seating..... GB		Impress Ultra Task Chairs OM	
University Seating..... GB		Jessa Lounge Seating HN	
		Jubilee Lounge Seating.....VQ	
Panel Systems		Katera Guest Chair..... GB	
All Terrain..... KP		Kurv Benches.....HN	
Balance Overheads..... MN		LaResta Day Beds HN	

KI C.O.M. Manufacturing Site Addresses:

<u>BW</u> KI Bonduel Attn: COM Storage 204 West South St. Bonduel, WI 54107	<u>HN</u> KI High Point Attn: COM Storage 217 Feld Avenue High Point, NC 27263	<u>MN</u> KI Manitowoc Attn: COM Storage 1400 S. 41st St. Manitowoc, WI 54220	<u>VQ</u> KI Attn: COM Fabrics 6892 Marlin Circle La Palma, CA 90623
<u>GB</u> KI Green Bay Attn: COM Storage 1687 Westminster Drive - Gate 3 Green Bay, WI 54302	<u>KP</u> KI Pembroke Attn: COM Storage 1000 Olympic Dr. Pembroke, Ontario K8A6X7	<u>OM</u> KI Attn: COM Storage 1110 S. Mildred Ave. Ontario, CA 91761	



Lounge Chair



Loveseat



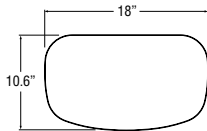
Sofa



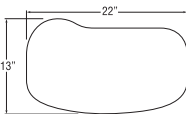
Lounge Chair w/Tablet Arm

General Dimensions				
Seat width	21-3/4"	43-3/4"	65-1/2"	21-3/4"
Seat depth	20"	20"	20"	20"
Seat height	18-1/2"	18-1/2"	18-1/2"	18-1/2"
Arm width	4-1/2"	4-1/2"	4-1/2"	4-1/2"
Arm height	24-1/2"	24-1/2"	24-1/2"	24-1/2"
Overall Dimensions				
Width	31-1/2"	53-1/2"	75-1/2"	31-1/2"
Depth	30"	30"	30"	30"
Height	32-1/2"	32-1/2"	32-1/2"	32-1/2"
Tablet width				22"
Tablet depth				13"

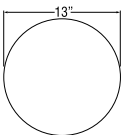
Tablet Arm Options



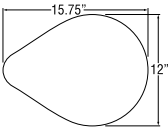
Bowfront Tablet



Standard Jessa Tablet



Standard Teacup Tablet



Teardrop Tablet

Tablet Arm
Tablets are available in left-facing (right-hand-ed) LFT, or right-facing (left-handed) RFT as specified in the product model number. Chairs will be produced as standard left-facing, unless specifications and model specified on purchase order calls for right-facing. For tablet options and specifications, refer to table specifications. Tablets are removeable as standard. See product color page for specific finish selections available on each tablet type.

Tablet Arm Options
All tablets can be done on any tablet chair except RELAX.

UPHOLSTERY INFORMATION

C.O.M. Fabric
For C.O.M. fabric sent to KI-High Point on multiple rolls, add an additional yard of fabric per roll to the yardage requirements. Multiple rolls have shorter pieces of fabric on them and do not allow nesting and stacking of the fabric to achieve the best yield as is done with one large roll. This

results in yardage shortages and requests for additional fabric from the client, which can hold up the order. For each roll that is sent, one yard needs to be added and needs to be added to one of the rolls, not separately.

Fabric Disclaimer
Fabric will be applied as swatched by the fabric manufacturer. Fabric that is required to be applied differently than is swatched will need a Product Modification Request written specifying the direction the fabric is to be applied.

FINISH INFORMATION

Color Match
KI offers the additional option of color matching paint, polypropylene, or wood stain through Product Modification Requests. Contact Customer Service for details.

INFORMATION

Warranty
Refer to KI Terms & Conditions document or visit ki.com



Wood Finish for Armcap		Nickel Evolv	LNV
Cherry Storm on Beech	BCX	North Sea	LNA
Cinnamon on Beech	BCN	Ocean	LON
Cocoa on Beech	BCA	Orange Grove	LOE
Eclipse Black on Beech	BEB	Pearl Bisque	LPB
Florence Walnut on Beech	BFC	Pearl Silver	LPS
Kensington Maple on Maple	MMA	Pressed Linen	LPR
Monticello Maple on Beech	BMT	River Cherry	LRY
Natural on Beech	BNA	Rugged Linen	LRG
River Cherry on Beech	BRY	Satin Stainless	LSS

Kensington Maple requires an upcharge.

Wood Finish for Tablet Edge			
Cherry Storm on Beech	BCX2	Silicon evolv	LSV
Cinnamon on Beech	BCN2	Sterling Ash	LAZ
Cocoa on Beech	BCA2	Tailored Linen	LTL
Florence Walnut on Beech	BFC2	Titanium evolv	LTV
Kensington Maple on Maple	MMA2	White Nebula	LWL
Monticello Maple on Beech	BMT2	White Sand	LWN
Natural on Beech	BNA2	Windsor Mahogany	LWY
River Cherry on Beech	BRY2		

Surface Finish - Veneer Table Tops

Cherry Storm on Beech	BCX2
Cinnamon on Beech	BCN2
Cocoa on Beech	BCA2
Eclipse Black on Beech	BEB2
Florence Walnut on Beech	BFC2
Kensington Maple on Maple	MMA2
Monticello Maple on Beech	BMT2
Natural on Beech	BNA2
River Cherry on Beech	BRY2

Wood edge finish is required on Bowfront (BFL) and Teardrop (TDL) tablets only.

T-Mold tablet edges are always black.

Surface Finish - Laminate		
Biltmore Cherry	LBT	Kensington Maple requires an upcharge.
Black	LBK	
Brighton Walnut	LBW	Bowfront (BFV) and Teardrop (TDV) tablet edges match veneer top color.
Canyon Zephyr	LCA	
Castle Oak	LCO	
Casual Linen	LCU	
Cherry Storm	LCX	
Classic Linen	LCI	
Cloud Zephyr	LCL	
Cocobala	LCC	
Coffee Bean	LCB	
Crisp Linen	LRI	
Desert Zephyr	LDZ	
Dove Grey	LDG	
Fired Steel	LIL	
Flax Linen	LXF	
Florence Walnut	LFC	
Forged Steel	LOL	
Frosty White	LFW	
Graphite Nebula	LGN	
Grey	LGE	
High Rise	LHE	
Hollyberry	LHY	
Irish Linen	LIH	
Island	LID	
Italian Silver Ash	LIT	
Kensington Maple	LKM	
Lapis Blue	LLB	
Markerboard White	LMK	
Misted Zephyr	LMR	
Monticello Maple	LMT	

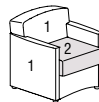
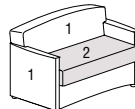
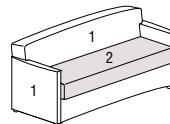
Finish Cards

View color swatches for items listed within this document.

- Paints
- Plastics/Poly
- Wood/Veneer
- Laminates
- Molded Edges
- Edge Styles
- Hard Plastics
- Glass

Certain options referenced may not be available on GSA Schedule.



			MODEL NUMBER																							
			Basic Model	Non-Contrast or Fabric Contrast 1	Fabric Contrast 2	Arm Cap	Wood Finish	Casters	Fire Code	Moisture Barrier																
MODEL		Features									Approx. Packaged Weight	Grade C.O.M.	Grade C	Grade D	Grade E & C.O.L.	Grade F	Grade G	Grade H	Grade I	Grade J	Grade K	Grade L Leather	Grade M Leather	TB133 add to list price	Moisture Barrier add to list price	
	Lounge Chair • Non-contrast C.O.M = 4.5 yd • 1 = Body (Fabric Contrast 1) C.O.M. = 4 yd • 2 = Seat (Fabric Contrast 2) C.O.M. = 1.5 yd	Non-contrast	5623/NC	□□□□		□□□	□□□	□□□□□	□□□	□□□	65.0#	\$ 1933	\$ 2171	\$ 2285	\$ 2417	\$ 2505	\$ 2681	\$ 2855	\$ 3079	\$ 3506	\$ 3953	\$ 4382	\$ 5262	\$ 555	\$ 196	
		Contrast	5623/FC	□□□□	□□□□	□□□	□□□	□□□□□	□□□	□□□	65.0#	2015	2257	2365	2499	2584	2761	2934	3158	3588	4035	4464	5345	555	196	
JESS																										
	Loveseat • Non-contrast C.O.M = 8 yd • 1 = Body (Fabric Contrast 1) C.O.M. = 6.5 yd • 2 = Seat (Fabric Contrast 2) C.O.M. = 2 yd	Non-contrast	5633/NC	□□□□		□□□	□□□		□□□	□□□	90.0#	\$ 2682	\$ 3034	\$ 3229	\$ 3457	\$ 3607	\$ 3916	\$ 4205	\$ 4600	\$ 5349	\$ 6109	\$ 6882	\$ 8387	\$ 766	\$ 389	
		Contrast	5633/FC	□□□□	□□□□	□□□	□□□		□□□	□□□	90.0#	2799	3157	3349	3580	3727	4034	4330	4722	5470	6231	7004	8505	766	389	
JESS																										
	Sofa • Non-contrast C.O.M = 10 yd • 1 = Body (Fabric Contrast 1) C.O.M. = 7.5 yd • 2 = Seat (Fabric Contrast 2) C.O.M. = 3 yd	Non-contrast	5643/NC	□□□□		□□□	□□□		□□□	□□□	110.0#	\$ 3247	\$ 3689	\$ 3911	\$ 4186	\$ 4373	\$ 4734	\$ 5101	\$ 5560	\$ 6486	\$ 7400	\$ 8319	\$ 10142	\$ 957	\$ 584	
		Contrast	5643/FC	□□□□	□□□□	□□□	□□□		□□□	□□□	110.0#	3402	3842	4062	4340	4525	4890	5254	5714	6640	7552	8475	10297	957	584	
JESS																										
			A	B	C	D	E	F	G	H																

HOW TO ORDER

Indicate the following information on order form:

- Quantity of each item.
- Model number, including options. See “How To Build a Model Number”.
- Any special service required.

Note:

- The ☐ indicates that a choice is required.
- The absence of the ☐ indicates that no choice is required.
- Alpha-numeric characters in place of ☐ indicate that no other alternatives are available.

HOW TO BUILD A MODEL NUMBER

- A**Select basic model.
- B**Select non-contrast or fabric contrast 1. Refer to [ki.com/fabrics](https://www.ki.com/fabrics)
- C**Select fabric contrast 2. Refer to [ki.com/fabrics](https://www.ki.com/fabrics)
- D**Select wood armcaps.

NWA

- No wood armcaps

WA

- Wood armcaps (per pair); add \$291
- E**Select wood finish color. Refer to the **Product Color Options** page in this price list. For Kensington Maple add upcharge.
- F**Select casters.

NCST

- No casters

FCST

- Front casters; add \$146

RCST

- Rear casters; add \$146

FRCST

- Front and rear casters; add \$291

Available on chairs only.

- G**Select fire code.

NFR

- Compliance to TB 117-2013

FR

- Compliance to TB 133

See pricing column for TB133 upcharge.
- H**Select moisture barrier.

NMB

- No moisture barrier

MB

- Moisture barrier

See pricing column for moisture barrier upcharge.

KENSINGTON MAPLE UPCHARGE

Kensington Maple requires extended leadtimes.	
Model	
5623/NC	\$71
5633/NC	\$71
5643/NC	\$71
5613T/NC	\$71
5623/FC	\$71
5633/FC	\$71
5643/FC	\$71
5613T/FC	\$71

INFORMATION

C.O.M. Requirements

C.O.M. yardage requirements listed above are based on plain goods 54” wide. If less than 54” wide or fabrics requiring matching (stripes, plaids, prints, large patterns), additional yardage will be needed. Consult C.O.M. matrix on the Ordering C.O.M. and C.O.L. page for additional yardage needed. For C.O.M. fabric sent to KI-High Point on multiple rolls, add an additional yard of fabric per roll to the yardage requirements.

C.O.L. Requirements

Figure 18 sq. ft. of leather (C.O.L.) for each yard shown (i.e., 4.75 x 18 = 85.5 sq. ft.).

Contrasting Upholstery

When contrasting fabric is chosen, price at highest in-grade.

Minimum Fabric/Leather Quantity

Minimum order for fabric is 1 yard. Minimum order for leather is 1 hide (approximately 50 sq. ft).

California TB133 Fire Safety Code

For California Technical Bulletin 133 compliant models, a Product Modification Request is required. Contact Customer Service for details.

Construction

Frame constructed of kiln-dried hardwood and laminated wood veneer. Cushioning of multiple densities of polyurethane foam and Dacron fiber. Attached back, loose seat reversible in fabric.

Semi-Attached Cushions

Seat cushions may be permanently attached but require a Product Modification Request. Upcharges and/or additional lead time may apply. Contact Customer Service.

SPECIAL SERVICES


Special Carton Marking

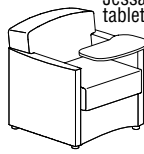
With specially marked information N/C

Shipping

Ships **assembled, FOB High Point, NC 27263, freight prepaid.** Freight class 175

Specifications and prices are subject to change without prior notice.

		MODEL NUMBER																							
		Basic Model	Non-Contrast or Fabric Contrast 1	Arm Cap	Wood Feet/ Arm Finish	Casters	Tablet Arm Type	Tablet Hole Cover	Lam. Color	Tablet Edge Finish	Approx. Packaged Weight	Grade C.O.M.	Grade C	Grade D	Grade E & C.O.L.	Grade F	Grade G	Grade H	Grade I	Grade J	Grade K	Grade L Leather	Grade M Leather	Moisture Barrier add to list price	
<div></div> <div>Jessa tablet</div>	Features	Jessa Tablet, All Black	<input type="checkbox"/>	<input type="checkbox"/>	<input type="checkbox"/>	<input type="checkbox"/>	<input type="checkbox"/>	<input type="checkbox"/>			75.0#	\$ 2232	\$ 2491	\$ 2601	\$ 2717	\$ 2799	\$ 2957	\$ 3128	\$ 3326	\$ 3733	\$ 4151	\$ 4539	\$ 5357	\$ 196	
	Jessa™ Tablet, Black Edge	5613T/NC/LFT/JSL	<input type="checkbox"/>	<input type="checkbox"/>	<input type="checkbox"/>	<input type="checkbox"/>	<input type="checkbox"/>	<input type="checkbox"/>	<input type="checkbox"/>		75.0#	2232	2491	2601	2717	2799	2957	3128	3326	3733	4151	4539	5357	196	
	Bowfront Tablet, Wood Edge	5613T/NC/LFT/BFL	<input type="checkbox"/>	<input type="checkbox"/>	<input type="checkbox"/>	<input type="checkbox"/>	<input type="checkbox"/>	<input type="checkbox"/>	<input type="checkbox"/>	<input type="checkbox"/>	75.0#	2319	2580	2688	2805	2889	3043	3218	3416	3826	4239	4627	5450	196	
	Teardrop Tablet, Wood Edge	5613T/NC/LFT/TDL	<input type="checkbox"/>	<input type="checkbox"/>	<input type="checkbox"/>	<input type="checkbox"/>	<input type="checkbox"/>	<input type="checkbox"/>	<input type="checkbox"/>	<input type="checkbox"/>	75.0#	2319	2580	2688	2805	2889	3043	3218	3416	3826	4239	4627	5450	196	
	Teardrop Tablet, Black Edge	5613T/NC/LFT/TDLE	<input type="checkbox"/>	<input type="checkbox"/>	<input type="checkbox"/>	<input type="checkbox"/>	<input type="checkbox"/>	<input type="checkbox"/>	<input type="checkbox"/>		75.0#	2375	2635	2746	2862	2945	3098	3272	3470	3878	4295	4686	5506	196	
	JESS																								
	Lounge Chair with Laminate Tablet Arm - Non-Contrast - LEFT FACING (Standard)																								
	<ul style="list-style-type: none">Non-contrast C.O.M = 4.5 ydJessa™ tablet (JBL): black top with black T-mold edgeJessa™ tablet (JSL): laminate top with black T-mold edgeBowfront tablet (BFL): laminate top with wood edgeTeardrop tablet (TDL): laminate top with wood edgeTeardrop tablet (TDLE): laminate top with black T-mold edge																								

<div></div> <div>Jessa tablet</div>	Jessa™ Tablet, All Black	5613T/NC/RFT/JBL	<input type="checkbox"/>	<input type="checkbox"/>	<input type="checkbox"/>	<input type="checkbox"/>	<input type="checkbox"/>	<input type="checkbox"/>			75.0#	\$ 2232	\$ 2491	\$ 2601	\$ 2717	\$ 2799	\$ 2957	\$ 3128	\$ 3326	\$ 3733	\$ 4151	\$ 4539	\$ 5357	\$ 196	
	Jessa™ Tablet, Black Edge	5613T/NC/RFT/JSL	<input type="checkbox"/>	<input type="checkbox"/>	<input type="checkbox"/>	<input type="checkbox"/>	<input type="checkbox"/>	<input type="checkbox"/>	<input type="checkbox"/>		75.0#	2232	2491	2601	2717	2799	2957	3128	3326	3733	4151	4539	5357	196	
	Bowfront Tablet, Wood Edge	5613T/NC/RFT/BFL	<input type="checkbox"/>	<input type="checkbox"/>	<input type="checkbox"/>	<input type="checkbox"/>	<input type="checkbox"/>	<input type="checkbox"/>	<input type="checkbox"/>	<input type="checkbox"/>	75.0#	2319	2580	2688	2805	2889	3043	3218	3416	3826	4239	4627	5450	196	
	Teardrop Tablet, Wood Edge	5613T/NC/RFT/TDL	<input type="checkbox"/>	<input type="checkbox"/>	<input type="checkbox"/>	<input type="checkbox"/>	<input type="checkbox"/>	<input type="checkbox"/>	<input type="checkbox"/>	<input type="checkbox"/>	75.0#	2319	2580	2688	2805	2889	3043	3218	3416	3826	4239	4627	5450	196	
	Teardrop Tablet, Black Edge	5613T/NC/RFT/TDLE	<input type="checkbox"/>	<input type="checkbox"/>	<input type="checkbox"/>	<input type="checkbox"/>	<input type="checkbox"/>	<input type="checkbox"/>	<input type="checkbox"/>		75.0#	2375	2635	2746	2862	2945	3098	3272	3470	3878	4295	4686	5506	196	
	JESS																								
	Lounge Chair with Laminate Tablet Arm - Non-Contrast - RIGHT FACING																								
	<ul style="list-style-type: none">Non-contrast C.O.M = 4.5 ydSame tablet options as left-facing																								

A **B** **C** **D** **E** **F** **G** **H** **I**

HOW TO ORDER

Indicate the following information on order form:

- Quantity of each item.
- Model number, including options. See “How To Build a Model Number”.
- Any special service required.

Note:

- The ☐ indicates that a choice is required.
- The absence of the ☐ indicates that no choice is required.
- Alpha-numeric characters in place of ☐ indicate that no other alternatives are available.

HOW TO BUILD A MODEL NUMBER

- A**Select basic model.
- B**Select non-contrast or fabric contrast 1. Refer to the [ki.com/fabrics](#)
- C**Select wood armcaps.

NWA - No wood armcaps

WA - Wood armcaps (per pair); add \$291
- D**Select wood feet/armcap finish. Refer to the **Product Color Options** page in this price list. For Kensington Maple, add upcharge.
- E**Select casters.

NCST - No casters

FCST - Front casters; add \$146

RCST - Rear casters; add \$146

FRCST - Front and rear casters; add \$291
- F**Select tablet type.

RA - Removable arm (standard)

- NR** - Non-removable arm; add \$30
- AT** - Articulating arm; add \$50
- G**Select tablet connection hole cover.

NTP - No tablet hole cover

TP - Tablet hole cover; add \$70

NTP is automatically selected if Non-removable Arm (NR) is chosen.
- H**Select laminate color. Refer to the **Product Color Options** page in this price list.
- I**Select wood tablet edge finish. Refer to the **Product Color Options** page in this price list.

KENSINGTON MAPLE UPCHARGE

Kensington Maple requires extended leadtimes.

Model	
5623/NC	\$71
5633/NC	\$71
5643/NC	\$71
5613T/NC	\$71
5623/FC	\$71
5633/FC	\$71
5643/FC	\$71
5613T/FC	\$71

INFORMATION

Moisture Barrier	\$196
TB133	\$555

C.O.M. Requirements

C.O.M. yardage requirements listed above are based on plain goods 54” wide. If less than 54” wide or fabrics requiring matching (stripes, plaids, prints, large patterns), additional yardage will be needed. Consult C.O.M. matrix on the Ordering C.O.M. and C.O.L. page for additional yardage needed. For C.O.M. fabric sent to KI-High Point on multiple rolls, add an additional yard of fabric per roll to the yardage requirements.

C.O.L. Requirements

Figure 18 sq. ft. of leather (C.O.L.) for each yard shown (i.e., 4.75 x 18 = 85.5 sq. ft.).

Contrasting Upholstery

When contrasting fabric is chosen, price at highest in-grade.

Minimum Fabric/Leather Quantity

Minimum order for fabric is 1 yard. Minimum order for leather is 1 hide (approximately 50 sq. ft).

California TB133 Fire Safety Code

For California Technical Bulletin 133 compliant models, a Product Modification Request is required. Contact Customer Service for details.

Tablet Arm

Tablet is left facing (right-handed) - standard. Tablet is figured laminated wood veneer bowfront - standard. Available in all standard KI wood finishes - specify. For tablet options/specifications, refer to table specifications. Talent is removable - standard. Chair will be produced with left facing/ right handed tablet unless reverse is specified.

Construction

Frames of kiln-dried hardwood and laminated wood veneer. Cushioning of multiple densities of polyurethane foam and Dacron fiber. Attached back, loose seat reversible in fabric.

Semi-Attached Cushions

Seat cushions may be permanently attached but require a Product Modification Request. Upcharges and/or additional lead time may apply. Contact Customer Service.

SPECIAL SERVICES

Special Carton Marking

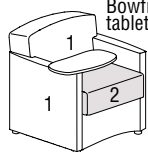
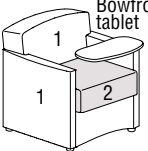
With specially marked information N/C

Shipping

Ships **assembled, FOB High Point, NC 27263, freight prepaid.** Freight class 175

Specifications and prices are subject to change without prior notice.



		MODEL NUMBER																								
		Basic Model	Non-Cont or Fabric Cont 1	Fabric Cont 2	Arm Cap	Wood Feet/ Arm Finish	Casters	Tab. Arm Type	Tab. Hole Cover	Lam. Color	Tab. Edg. Fin.															
Features												Approx. Packaged Weight	Grade C.O.M.	Grade C	Grade D	Grade E & C.O.L.	Grade F	Grade G	Grade H	Grade I	Grade J	Grade K	Grade L Leather	Grade M Leather	Moisture Barrier add to list price	
	Bowfront tablet	Jessa™ Tablet, All Black	5613T/FC/LFT/JBL	<input type="checkbox"/>	<input type="checkbox"/>	<input type="checkbox"/>	<input type="checkbox"/>	<input type="checkbox"/>	<input type="checkbox"/>	<input type="checkbox"/>		75.0#	\$ 2314	\$ 2572	\$ 2682	\$ 2797	\$ 2786	\$ 2932	\$ 3101	\$ 3295	\$ 3684	\$ 4087	\$ 4463	\$ 5257	\$ 196	
		Jessa™ Tablet, Black Edge	5613T/FC/LFT/JSL	<input type="checkbox"/>	<input type="checkbox"/>	<input type="checkbox"/>	<input type="checkbox"/>	<input type="checkbox"/>	<input type="checkbox"/>	<input type="checkbox"/>	<input type="checkbox"/>	75.0#	2314	2572	2682	2797	2786	2932	3101	3295	3684	4087	4463	5257	196	
		Bowfront Tablet, Wood Edge	5613T/FC/LFT/BFL	<input type="checkbox"/>	<input type="checkbox"/>	<input type="checkbox"/>	<input type="checkbox"/>	<input type="checkbox"/>	<input type="checkbox"/>	<input type="checkbox"/>	<input type="checkbox"/>	<input type="checkbox"/>	75.0#	2402	2660	2771	2887	2971	3124	3297	3495	3905	4319	4705	5532	196
		Teardrop Tablet, Wood Edge	5613T/FC/LFT/TDL	<input type="checkbox"/>	<input type="checkbox"/>	<input type="checkbox"/>	<input type="checkbox"/>	<input type="checkbox"/>	<input type="checkbox"/>	<input type="checkbox"/>	<input type="checkbox"/>	<input type="checkbox"/>	75.0#	2402	2660	2771	2887	2971	3124	3297	3495	3905	4319	4705	5532	196
		Teardrop Tablet, Black Edge	5613T/FC/LFT/TDLE	<input type="checkbox"/>	<input type="checkbox"/>	<input type="checkbox"/>	<input type="checkbox"/>	<input type="checkbox"/>	<input type="checkbox"/>	<input type="checkbox"/>	<input type="checkbox"/>		75.0#	2457	2715	2828	2941	3030	3178	3350	3548	3960	4374	4764	5587	196
JESS																										
Lounge Chair with Laminate Tablet Arm - Contrast - LEFT FACING (Standard)																										
• 1 = Body (Fabric Contrast 1) C.O.M. = 4 yd																										
• 2 = Seat (Fabric Contrast 2) C.O.M. = 1.5 yd																										
• Jessa™ tablet (JBL): black top with black T-mold edge																										
• Jessa™ tablet (JSL): laminate top with black T-mold edge																										
• Bowfront tablet (BFL): laminate top with wood edge																										
• Teardrop tablet (TDL): laminate top with wood edge																										
• Teardrop tablet (TDLE): laminate top with black T-mold edge																										
	Bowfront tablet	Jessa™ Tablet, All Black	5613T/FC/RFT/JBL	<input type="checkbox"/>	<input type="checkbox"/>	<input type="checkbox"/>	<input type="checkbox"/>	<input type="checkbox"/>	<input type="checkbox"/>	<input type="checkbox"/>		75.0#	\$ 2314	\$ 2572	\$ 2682	\$ 2797	\$ 2786	\$ 2932	\$ 3101	\$ 3295	\$ 3684	\$ 4087	\$ 4463	\$ 5257	\$ 196	
		Jessa™ Tablet, Black Edge	5613T/FC/RFT/JSL	<input type="checkbox"/>	<input type="checkbox"/>	<input type="checkbox"/>	<input type="checkbox"/>	<input type="checkbox"/>	<input type="checkbox"/>	<input type="checkbox"/>	<input type="checkbox"/>	75.0#	2314	2572	2682	2797	2786	2932	3101	3295	3684	4087	4463	5257	196	
		Bowfront Tablet, Wood Edge	5613T/FC/RFT/BFL	<input type="checkbox"/>	<input type="checkbox"/>	<input type="checkbox"/>	<input type="checkbox"/>	<input type="checkbox"/>	<input type="checkbox"/>	<input type="checkbox"/>	<input type="checkbox"/>	<input type="checkbox"/>	75.0#	2402	2660	2771	2887	2971	3124	3297	3495	3905	4319	4705	5532	196
		Teardrop Tablet, Wood Edge	5613T/FC/RFT/TDL	<input type="checkbox"/>	<input type="checkbox"/>	<input type="checkbox"/>	<input type="checkbox"/>	<input type="checkbox"/>	<input type="checkbox"/>	<input type="checkbox"/>	<input type="checkbox"/>	<input type="checkbox"/>	75.0#	2402	2660	2771	2887	2971	3124	3297	3495	3905	4319	4705	5532	196
		Teardrop Tablet, Black Edge	5613T/FC/RFT/TDLE	<input type="checkbox"/>	<input type="checkbox"/>	<input type="checkbox"/>	<input type="checkbox"/>	<input type="checkbox"/>	<input type="checkbox"/>	<input type="checkbox"/>	<input type="checkbox"/>		75.0#	2457	2715	2828	2941	3030	3178	3350	3548	3960	4374	4764	5587	196
JESS																										
Lounge Chair with Laminate Tablet Arm - Contrast - RIGHT FACING																										
• 1 = Body (Fabric Contrast 1) C.O.M. = 4 yd																										
• 2 = Seat (Fabric Contrast 2) C.O.M. = 1.5 yd																										
• Same tablet options as left-facing																										

A

B

C

D

E

F

G

H

I

J

HOW TO ORDER

- Indicate the following information on order form:
- Quantity of each item.
 - Model number, including options. See “How To Build a Model Number”.
 - Any special service required.

Note:

- The ☐ indicates that a choice is required.
- The absence of the ☐ indicates that no choice is required.
- Alpha-numeric characters in place of ☐ indicate that no other alternatives are available.

HOW TO BUILD A MODEL NUMBER

- A**Select basic model.
- B**Select non-contrast or fabric contrast 1. Refer to [ki.com/fabrics](#)
- C**Select fabric contrast 2. Refer to [ki.com/fabrics](#)
- D**Select wood armcaps.
NWA - No wood armcaps
WA - Wood armcaps (per pair); add \$291
- E**Select wood feet/armcap finish. Refer to the **Product Color Options** page in this price list. For Kensington Maple add upcharge.
- F**Select casters.
NCST - No casters
FCST - Front casters; add \$146
RCST - Rear casters; add \$146
FRCST - Front and rear casters; add \$291

- G**Select tablet type.
RA - Removable arm (standard)
NR - Non-removable arm; add \$30
AT - Articulating arm; add \$50
- H**Select tablet connection hole cover.
NTP - No tablet hole cover
TP - Tablet hole cover; add \$70
NTP is automatically selected if Non-removable Arm (NR) is chosen.
- I**Select laminate color. Refer to the **Product Color Options** page in this price list.
- J**Select wood tablet edge finish. Refer to the **Product Color Options** page in this price list.

KENSINGTON MAPLE UPCHARGE

Kensington Maple requires extended leadtimes.	
Model	
5623/NC	\$71
5633/NC	\$71
5643/NC	\$71
5613T/NC	\$71
5623/FC	\$71
5633/FC	\$71
5643/FC	\$71
5613T/FC	\$71

INFORMATION

Moisture Barrier	\$196
TB133	\$555

C.O.M. Requirements

C.O.M. yardage requirements listed above are based on plain goods 54” wide. If less than 54” wide or fabrics requiring matching (stripes, plaids, prints, large patterns), additional yardage will be needed. Consult C.O.M. matrix on the Ordering C.O.M. and C.O.L. page for additional yardage needed. For C.O.M. fabric sent to KI-High Point on multiple rolls, add an additional yard of fabric per roll to the yardage requirements.

C.O.L. Requirements

Figure 18 sq. ft. of leather (C.O.L.) for each yard shown (i.e., 4.75 x 18 = 85.5 sq. ft.).

Contrasting Upholstery

When contrasting fabric is chosen, price at highest in-grade.

Minimum Fabric/Leather Quantity

Minimum order for fabric is 1 yard. Minimum order for leather is 1 hide (approximately 50 sq. ft.).

California TB133 Fire Safety Code

For California Technical Bulletin 133 compliant models, a Product Modification Request is required. Contact Customer Service for details.

Tablet Arm

Tablet is left facing (right-handed) - standard. Tablet is figured laminated wood veneer bowfront - standard. Available in all standard KI wood finishes - specify. For tablet options/specifications, refer to table specifications. Talent is removable - standard. Chair will be produced with left facing/ right handed tablet unless reverse is specified.

Construction

Frames of kiln-dried hardwood and laminated wood veneer. Cushioning of multiple densities of polyurethane foam and Dacron fiber. Attached back, loose seat reversible in fabric.

Semi-Attached Cushions

Seat cushions may be permanently attached but require a Product Modification Request. Upcharges and/or additional lead time may apply. Contact Customer Service.

SPECIAL SERVICES

Special Carton Marking

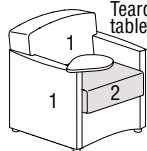
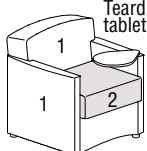
With specially marked information N/C

Shipping

Ships **assembled, FOB High Point, NC 27263, freight prepaid.** Freight class 175

Specifications and prices are subject to change without prior notice.



		MODEL NUMBER																						
		Basic Model	Non-Contrast or Fabric Contrast 1	Fabric Contrast 2	Arm Cap	Wood Feet/ Arm Finish	Casters	Tablet Arm Type	Tablet Hole Cover	Veneer Color														
Features											Approx. Packaged Weight	Grade C.O.M.	Grade C	Grade D	Grade E & C.O.L.	Grade F	Grade G	Grade H	Grade I	Grade J	Grade K	Grade L Leather	Grade M Leather	Moisture Barrier add to list price
JESS Lounge Chair with Veneer Tablet Arm - Non-Contrast - LEFT FACING (Standard) • Non-contrast C.O.M = 4.5 yd	Bowfront Tablet	5613T/NC/LFT/BFV	□□		□□	□□	□□	□□	□□	□□	75.0#	\$ 2375	\$ 2635	\$ 2746	\$ 2862	\$ 2945	\$ 3098	\$ 3272	\$ 3470	\$ 3878	\$ 4295	\$ 4686	\$ 5506	\$ 196
	Teardrop Tablet	5613T/NC/LFT/TDV	□□		□□	□□	□□	□□	□□	□□	75.0#	2375	2635	2746	2862	2945	3098	3272	3470	3878	4295	4686	5506	196
JESS Lounge Chair with Veneer Tablet Arm - Non-Contrast - RIGHT FACING • Non-contrast C.O.M = 4.5 yd	Bowfront Tablet	5613T/NC/RFT/BFV	□□		□□	□□	□□	□□	□□	□□	75.0#	\$ 2375	\$ 2635	\$ 2746	\$ 2862	\$ 2945	\$ 3098	\$ 3272	\$ 3470	\$ 3878	\$ 4295	\$ 4686	\$ 5506	\$ 196
	Teardrop Tablet	5613T/NC/RFT/TDV	□□		□□	□□	□□	□□	□□	□□	75.0#	2375	2635	2746	2862	2945	3098	3272	3470	3878	4295	4686	5506	196
<div></div> JESS Lounge Chair with Veneer Tablet Arm - Contrast - LEFT FACING (Standard) • 1 = Body (Fabric Contrast 1) C.O.M. = 4 yd • 2 = Seat (Fabric Contrast 2) C.O.M. = 1.5 yd	Bowfront Tablet	5613T/FC/LFT/BFV	□□	□□□□	□□	□□	□□	□□	□□	□□	75.0#	\$ 2457	\$ 2715	\$ 2828	\$ 2941	\$ 3030	\$ 3178	\$ 3350	\$ 3548	\$ 3960	\$ 4374	\$ 4764	\$ 5587	\$ 196
	Teardrop Tablet	5613T/FC/LFT/TDV	□□	□□□□	□□	□□	□□	□□	□□	□□	75.0#	2457	2715	2828	2941	3030	3178	3350	3548	3960	4374	4764	5587	196
<div></div> JESS Lounge Chair with Veneer Tablet Arm - Contrast - RIGHT FACING • 1 = Body (Fabric Contrast 1) C.O.M. = 4 yd • 2 = Seat (Fabric Contrast 2) C.O.M. = 1.5 yd	Bowfront Tablet	5613T/FC/RFT/BFV	□□	□□□□	□□	□□	□□	□□	□□	□□	75.0#	\$ 2457	\$ 2715	\$ 2828	\$ 2941	\$ 3030	\$ 3178	\$ 3350	\$ 3548	\$ 3960	\$ 4374	\$ 4764	\$ 5587	\$ 196
	Teardrop Tablet	5613T/FC/RFT/TDV	□□	□□□□	□□	□□	□□	□□	□□	□□	75.0#	2457	2715	2828	2941	3030	3178	3350	3548	3960	4374	4764	5587	196
			A	B	C	D	E	F	G	H	I													

HOW TO ORDER

- Indicate the following information on order form:
- Quantity of each item.
 - Model number, including options. See “How To Build a Model Number”.
 - Any special service required.

Note: • The ☐ indicates that a choice is required.

• The absence of the ☐ indicates that no choice is required.

• Alpha-numeric characters in place of ☐ indicate that no other alternatives are available.

HOW TO BUILD A MODEL NUMBER

- A**Select basic model.
- B**Select non-contrast or fabric contrast 1. Refer to [ki.com/fabrics](#)
- C**Select fabric contrast 2. Refer to [ki.com/fabrics](#)
- D**Select wood armcaps.
NWA - No wood armcaps
WA - Wood armcaps (per pair); add \$291
- E**Select wood feet/armcap finish. Refer to the **Product Color Options** page in this price list. For Kensington Maple add upcharge.
- F**Select casters.
NCST - No casters
FCST - Front casters; add \$146
RCST - Rear casters; add \$146
FRCST - Front and rear casters; add \$291

- G**Select tablet type.
RA - Removable arm (standard)
NR - Non-removable arm; add \$30
AT - Articulating arm; add \$50
- H**Select tablet connection hole cover.
NTP - No tablet hole cover
TP - Tablet hole cover; add \$70
NTP is automatically selected if Non-removable Arm (NR) is chosen.
- I**Select veneer color. Refer to the **Product Color Options** page in this price list. Tablet edge color matches veneer top.

KENSINGTON MAPLE UPCHARGE

Kensington Maple requires extended leadtimes.

Model	
5623/NC	\$71
5633/NC	\$71
5643/NC	\$71
5613T/NC	\$71
5623/FC	\$71
5633/FC	\$71
5643/FC	\$71
5613T/FC	\$71

INFORMATION

Moisture Barrier	\$196
TB133	\$555

C.O.M. Requirements

C.O.M. yardage requirements listed above are based on plain goods 54” wide. If less than 54” wide or fabrics requiring matching (stripes, plaids, prints, large patterns), additional yardage will be needed. Consult C.O.M. matrix on the Ordering C.O.M. and C.O.L. page for additional yardage needed. For C.O.M. fabric sent to KI-High Point on multiple rolls, add an additional yard of fabric per roll to the yardage requirements.

C.O.L. Requirements

Figure 18 sq. ft. of leather (C.O.L.) for each yard shown (i.e., 4.75 x 18 = 85.5 sq. ft.).

Contrasting Upholstery

When contrasting fabric is chosen, price at highest in-grade.

Minimum Fabric/Leather Quantity

Minimum order for fabric is 1 yard. Minimum order for leather is 1 hide (approximately 50 sq. ft.).

California TB133 Fire Safety Code

For California Technical Bulletin 133 compliant models, a Product Modification Request is required. Contact Customer Service for details.

Tablet Arm

Tablet is left facing (right-handed) - standard. Tablet is figured laminated wood veneer bowfront - standard. Available in all standard KI wood finishes - specify. For tablet options/specifications, refer to table specifications. Talent is removable - standard. Chair will be produced with left facing/ right handed tablet unless reverse is specified.

Construction

Frames of kiln-dried hardwood and laminated wood veneer. Cushioning of multiple densities of polyurethane foam and Dacron fiber. Attached back, loose seat reversible in fabric.

Semi-Attached Cushions

Seat cushions may be permanently attached but require a Product Modification Request. Upcharges and/or additional lead time may apply. Contact Customer Service.

SPECIAL SERVICES

Special Carton Marking

With specially marked information	N/C
-----------------------------------	-----

Shipping

Ships **assembled, FOB High Point, NC 27263, freight prepaid.** Freight class 175

Specifications and prices are subject to change without prior notice.

1330 Bellevue Street
P.O. Box 8100
Green Bay, WI 54308-8100
800.424.2432
ki.com

KI and Furnishing Knowledge are registered
trademarks of Krueger International, Inc.

© 2020 Krueger International, Inc.
All Rights Reserved.
Code KI-PLW-000445/KI/PDF



Furnishing Knowledge®