

Currents



Knoll

Connected. Mobile. Universal.

Currents[®], designed by Robert Reuter and Charles Rozier, offers unsurpassed technology management and comprehensive off-module planning flexibility. Designed with space and form in mind, Currents is ideal for high-performance, team-oriented mobile workspaces.

The Currents Service Wall, with three distinct horizons, provides ready access to power, data and communications, while offering off-module planning opportunities for both mobile and Service Wall-mounted furniture.



Currents for Unsurpassed Data and Technology Management

Currents is designed to support technology while simultaneously facilitating change. The Currents Service Wall accommodates unlimited lay-in cable distribution anywhere on the face of its stud wall structure. Cables are instantly accessible behind removable covers, even with Service Wall-mounted components.

Outlets mount between Service Wall studs to deliver convenient access to power and data. Outlets may be located anywhere along the Service Wall and are easily repositioned as technology needs change.

The Currents Service Wall

Ceiling Infeed Panel

Ceiling infeed panels distribute one or two power infeed cables to the center channel and data and communications cables to two side channels for continuous lay-in cabling from the ceiling to the Currents Service Wall surface. Multiple infeeds permit dedicated power at individual workstations.

Ready Access to Data

The Currents Service Wall offers virtually unlimited lay-in cable distribution anywhere on the face of the Service Wall studs. Data and communications cables are instantly accessible behind removable covers, even with wall-mounted components. Instant access to cabling saves time and money during installation and reconfiguration.

Ready Access to Power

Outlets may be located anywhere along the Currents Service Wall and may be positioned at, above or below worksurface height and in the base raceway. Outlets can be easily moved as technology needs change, without disrupting users. Minimal disruption ensures minimal downtime. Power distribution may also be hardwired as required by local codes.

Wireless Capability

Wireless access points (not shown) can be mounted between the Currents Service Wall studs to deliver wireless connectivity to the workplace.

Enhanced Security

For an added level of security, the Currents Service Wall accommodates a steel conduit (not shown) that creates a protected distribution channel for data and communications cables.

Stabilizer End Cabinet

Stabilizer end cabinets (not shown) attach to the end of the Currents Service Wall to provide a consolidation point for data and communications cables.

Raceway Power

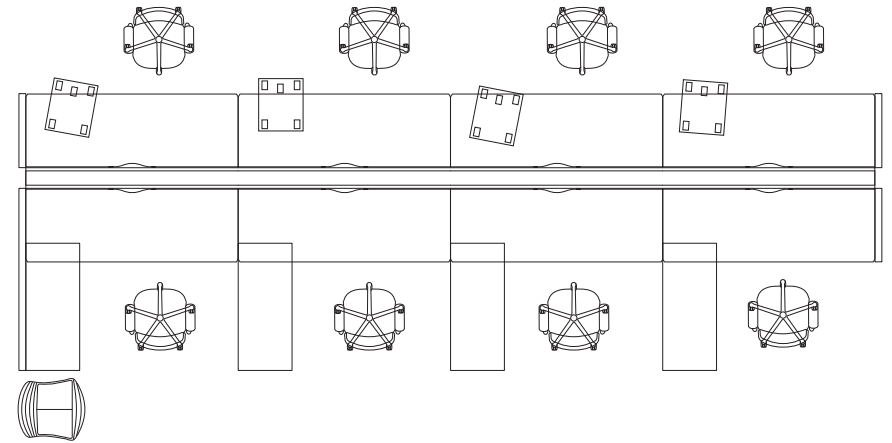
Base raceway power rails distribute power at raceway height. Base power infeeds connect building power to either end of the base raceway power rail or worksurface-height outlet module. The bottom of the Currents Service Wall is open, enabling base power infeeds to enter the underside of the Currents Service Wall at any point. Multiple infeeds may be specified for special needs.





Currents for Technology-Intensive Work Environments

The Currents Service Wall with slatwall access covers supports multiple flat panel monitors to meet the advanced technological needs of today's workplace. Currents is ideal for high-performance work environments, such as financial institutions, call centers and government agencies.



Technology Focused

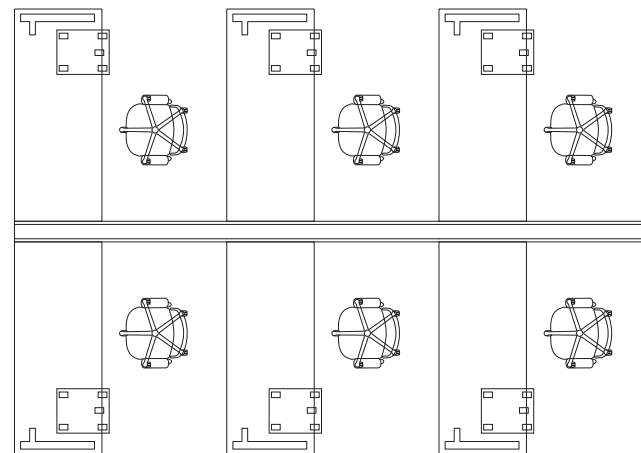
Currents 48"-high Service Wall with 1" compact crown with AutoStrada™ linkable screen in Palladium, Calcite, and trim in Easy Grey, opposite and above, offers advanced power, data and cabling support. Slatwall access covers in Silver; Currents for Morrison worksurfaces in Bright White laminate with Bright White edgeband; Calibre® lateral files in Silver; Chadwick™ chairs in Jade.





Currents Fence for Open, Connected Workspaces

Currents Fence offers advanced technology management and comprehensive planning flexibility in a lighter form. Currents Fence combines with Currents handcrank desks, which offer an advanced range of height adjustability. Alternatively, C-leg desks may be end-supported along Fence.



Ready Access to Power and Data

Currents Fence offers extensive lay-in cable distribution anywhere along the face of the frame. Data and communications cables are instantly accessible behind removable covers. Outlets may be positioned anywhere along Fence and can easily be moved as technology needs change.

Enhanced Adjustability

Currents Fence with slatwall and cable tray access covers in Beige Mist Metallic paint and crown covers in Trim Grey, top left, define workplace boundaries. Reuter vertical storage tower in Beige Mist Metallic; Currents handcrank adjustable desk with service beam in Bright White laminate with Trim Grey edgeband and legs in Beige Mist Metallic paint. Privacy screen in Hard Rock, Moonstone. Currents pin-set adjustable desk in Bright White laminate; Series 2™ pedestals in Beige Mist Metallic paint with cushion in Rivington, Sapphire; Chadwick chairs in Platinum.

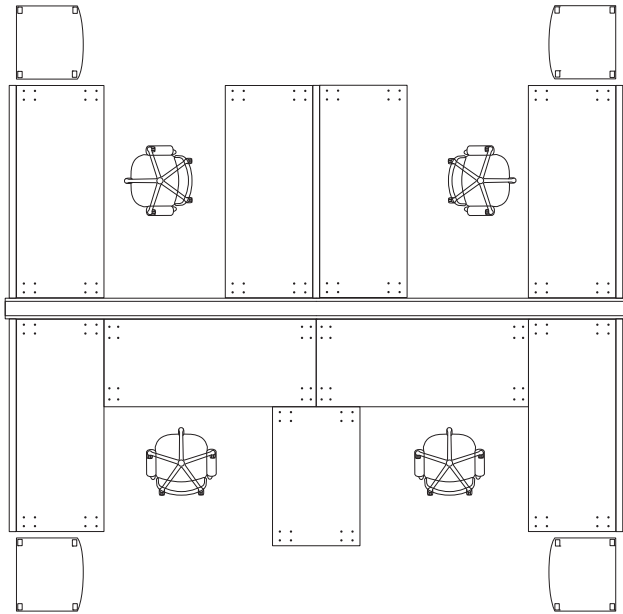
Fence with end-supported Currents Universal worksurfaces, left and opposite, opens up the office.





Currents Fence for Flexible Workspaces

Freestanding table desk ensembles and storage components can be positioned anywhere along Fence to create mobile, flexible workspaces. Simple, functional screens mount to freestanding table desks to define workstations.



Collaborative and Individual Spaces

Currents Fence with slatwall and cable tray access covers in Beige Mist Metallic paint and crown covers in Trim Grey, opposite, defines space. Plannable Upstart table desks in Bright White laminate with Bright White edgeband and legs in Beige Mist Metallic paint; Morrison Network privacy screens in Tailor Made, Deep Sea; Reuter vertical storage tower in Beige Mist Metallic paint; Calibre lateral file in Beige Mist Metallic paint with file top in Natural Cherry laminate; Series 2 pedestals in Beige Mist Metallic paint with pedestal cushion in Rivington, Sapphire; Chadwick chairs in Platinum.

Upstart storage towers in Beige Mist Metallic paint, right, house personal items, binders and files in a translucent, mobile enclosure.

Currents for Off-Module Planning Flexibility

The Currents Service Wall is horizontally non-modular with slidable connections. Service Wall-attached panels, worksurfaces, overhead storage, add-up panels, awnings and ambient lighting attach at any point along the Service Wall and are not limited by the location of traditional posts. Each side of the Service Wall plans independently of the other to accommodate workstations of different sizes.



Crown

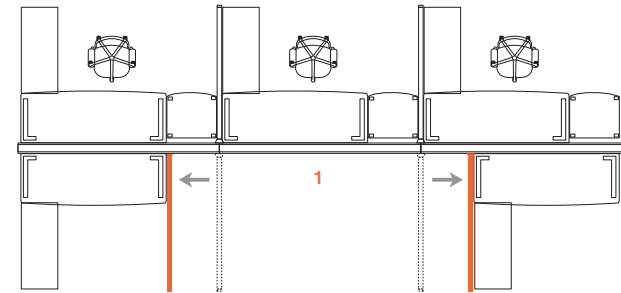
Continuous support beam for overhead storage, add-up panels, awnings and ambient lighting. Components attach at any point along the crown and slide for easy reconfiguration.

Structural Base Cover

Continuous attachment zone for panels, screens and worksurfaces. Components attach at any point along the structural base cover and slide for easy reconfiguration.

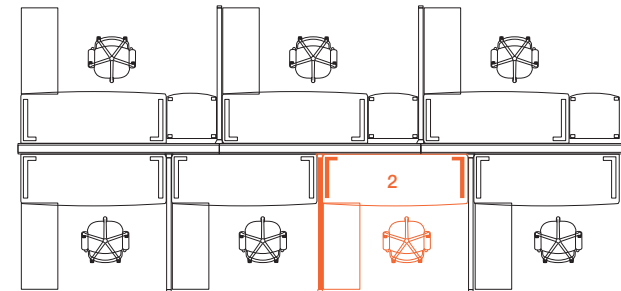
Minimizing the Cost of Change

Reconfiguring three 8'-wide workstations to become four 6'-wide workstations to accommodate an additional individual is easy, efficient and cost effective.



Start with three 8'-wide workstations, as shown in the top half of the image above. In this example, the width of the workstations is reduced with the removal of the storage towers.

Once the towers are removed, existing panels and 6'-wide worksurfaces **slide along the Service Wall to their new locations (1)**, creating room for an additional station.



A **new workstation** can be installed between existing workstations **(2)** to complete the reconfiguration and add a position into the footprint. Data and power outlets, as well as wall covers, can be repositioned to match the new layout.

Each side of the Service Wall plans independently from the other and can accommodate workstations of different sizes.

Currents Service Wall Solutions

Currents 48"-high Service Wall with 4" standard crown in Beige Mist Metallic paint facilitates reconfiguration. Currents linkable screens and fabric access covers in Hard Rock, Moonstone; trim in Trim Grey and slatwall access covers in Beige Mist Metallic. Currents pin-set adjustable desk in Bright White laminate with Trim Grey edgeband and legs in Beige Mist Metallic. Currents Universal worksurface in Bright White laminate with Trim Grey edgeband; Currents mobile pedestal in Beige Mist Metallic with cushion in Gibson, Spirit; Reuter overhead cabinets in Beige Mist Metallic; Chadwick chairs in Platinum.

Currents for Universal Integration

The Currents Service Wall integrates with all Knoll office systems to add advanced technology management capabilities and greater planning flexibility. The Currents Service Wall also integrates with previously installed office systems, both Knoll and non-Knoll, to deliver a cost-effective performance upgrade.





Currents with Dividends Horizon™

Currents 48"-high Service Wall with 1" compact crown, opposite, features slatwall, cable tray, raceway and crown covers in Anodized Aluminum. Structural base covers in Silver; Upholstered access covers in Interknit, Spectra; Frameless add-up glass panels in Clear glass. Calibre mobile pedestals in Silver with cushion in Fibra, Persimmon. Dividends Horizon worksurfaces in Natural Cherry laminate; Dividends Horizon mesh add-up screens in Warp Net, Medium Grey; Dividends Horizon panels in Interknit, Grotto and credenzas in Silver with tops in Natural Cherry laminate. Propeller® round table with base in Anodized Aluminum and top in Bright White laminate with Bright White edgeband. Bertoia side chairs with seat pad in Vibe, Fierce.



Universal Integration: Currents with Dividends Horizon

Currents, in combination with Dividends Horizon, creates a progressive, crisp workplace aesthetic. Dividends Horizon panels, screens, worksurfaces and storage components integrate on- or off-module with the Currents Service Wall to create dynamic work environments.



Currents with Dividends Horizon

The Currents Service Wall, top, delivers convenient access to power and data. Outlets are easily movable along the Service Wall, without disrupting users.

Perpendicular Dividends Horizon panels, left and opposite, connect on one or both sides of the Service Wall via spine end connectors, end starters and panel starters.

Currents 48"-high Service Wall with 4" standard crown, opposite, supports up-mounted Reuter flat front overheads in Cherry Techwood. Dividends Horizon credenzas and Calibre floorstanding pedestals in Silver; Life® chairs with Beige Back Suspension Fabric and seat topper in Sequin CR, Mango.





Surpassing Expectations

Currents 64"-high Service Wall with 1" compact crown and 48"-high Service Wall with 4" standard crown with access covers in Palladium, Calcite support Reuter overhead storage in custom green. Morrison panels in Palladium, Calcite, offer an added sense of workstation enclosure; Currents pedestals in Cherry Techgrain®.

Universal Integration: Currents with Morrison

For more restrained, carefully arranged high-performance settings, Morrison system panels and Reuter overhead storage integrate perfectly with Currents, creating environmentally-friendly workplaces. Knoll is aligned with the U.S. Green Building Council and can help companies, healthcare organizations and educational institutions achieve Leadership in Energy and Environmental Design (LEED®) workplace certification.

Commitment to Environmental Sustainability

Recycled Fabric

Panels are available in 100% recycled content fabric.

VOC-Free Adhesives

Water-based adhesives used to adhere laminate and veneer to substrate are 99% VOC-free.

FSC-Certified

Wood components are available with FSC-certified materials.

Techgrain Veneers

Currents Techgrain veneers are based on a reconstituted veneer made from wood grown in well-managed forests, providing substantially greater yield than natural wood veneers.

Recycled Particleboard

Currents uses 100% recycled content particleboard.

Recycled Steel

Currents uses 20-30% recycled content steel and 20-70% recycled content aluminum.

High Efficiency/Low Mercury Task Light

Knoll overhead storage task lighting is energy-efficient, improves color rendering and reduces mercury waste emissions.

GREENGUARD®

Currents is GREENGUARD Indoor Air Quality Certified®.



Work Style

Currents for Morrison worksurfaces and Currents storage in Cherry Techgrain, opposite and right, offer the warmth of wood. Life® chairs with Beige Back Suspension Fabric and seat topper in Spinneybeck® Forte, Barn Owl, complement the scheme.



Some products in this document now qualify for Intertek's Clean Air Program. Please refer to knoll.com for specific certification information.


Please note:

Some product within this brochure may no longer be GREENGUARD® certified. A current list of GREENGUARD® certified product can be found at UL SPOT.


Currents®

Currents offers a portfolio of high-performance service wall-based and freestanding furniture designed to add advanced technology management and comprehensive off-module planning flexibility. Currents is ideal for technology-intensive, team-oriented mobile workspaces. Designed by Robert Reuter and Charles Rozier.

Currents Service Walls and Currents Fence



Currents 64"-, 48"- and 39"-high Service Walls with 4" standard crown




Currents 64"-, 48"- and 39"-high Service Walls with 1" compact crown




Currents 39"-high Fence with 1" compact crown

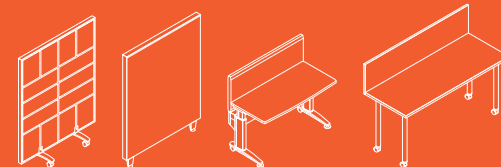
Currents Desks and Worktables



Currents fixed, pin-set and handcrank height-adjustable C-leg desks and worktables



Plannable Upstart height-adjustable table desks with straight legs and square corners



Currents mobile screen, linkable screen and desk-mounted privacy screens