# Table of Contents




| | | |
|---|---|---|
| Introduction | Designer Index | 3 |
| | Visual Index | 3 |
| | Using the KnollStudio Price List | 10 |
| | Knoll and Sustainable Design | 11 |
| | GREENGUARD™ Certified KnollStudio Products | 12 |
| | Materials and Finishes | 13 |
| | Product Maintenance | 14 |
| | Placing Your KnollStudio Order | 15 |
| Propeller Collection | Emanuela Frattini : Propeller® Training Table Series | 16 |
| | Emanuela Frattini : Propeller® Column Base Tables | 38 |
| | Emanuela Frattini : Propeller® Conference Table Series | 40 |
| | Emanuela Frattini : Propeller® Accessories | 90 |
| | Emanuela Frattini : Propeller® Electrical | 110 |
| Pixel Collection | Marc Krusin : Pixel™ Table Series | 158 |
| | Marc Krusin : Pixel™ Storage Units | 176 |
| | Marc Krusin : Pixel™ Electrical | 186 |
| LSM Conference Tables | Debra Lehman-Smith and Ron Fiegenschuh : LSM Conference Table Series with V-Base | 198 |
| | Debra Lehman-Smith and Ron Fiegenschuh : LSM Conference Table Series with L-Legs | 212 |
| | Debra Lehman-Smith and Ron Fiegenschuh : LSM Electrical | 226 |
| Alpha-Numeric Index | | 235 |
| Selling Policy | | 241 |
| General Ordering Information | | 243 |


Copyright © 2017 Knoll, Inc.
All rights reserved.
All prices effective 3/15/2017.

# Designer Index

Emanuela Frattini . . . . . .18-39, 42-65, 68-109, 112-119, 124-131
Marc Krusin . . . . . .160-197
Debra Lehman-Smith & Ron Fiegenschuh . . . . . .200-211, 214-235

| Page | | PROPELLER COLLECTION |
|---|---|---|
| 18 | FRATTINI | Propeller training rectangular and square |
| 20 | | Propeller training rectangular and returns and end tables |
| 22 | | Propeller training semi-circular tables, bridge tops and segments |
| 24 | | Propeller training rectangular tables with C-legs/T-legs |
| 26 | | Propeller training returns with C-legs and T-legs |
| 30 | | Propeller training flip-top tables with C-legs and T-legs |
| 32 | | Propeller training adjustable height tables |
| 34 | | Propeller training rectangular folding tables and dolly |
| 36 | | Propeller standing height tables and shelves |

| Page | | PROPELLER COLLECTION, continued |
|---|---|---|
| 38 | FRATTINI | Propeller training column base tables |
| 42 | | Propeller conference round and rounded tables with standard legs |
| 44 | | Propeller conference rounded table with T-legs |
| 46 | | Propeller conference bullet table with standard legs |
| 48 | | Propeller conference bullet table with T-legs |
| 50 | | Propeller conference square and rectangular conference tables with standard legs |
| 52 | | Propeller conference rectangular table with T-legs |
| 54 | | Propeller conference segmented rounded and rectangular tables |
| 68 | | Propeller conference tables with drum base |

| Page | | PROPELLER COLLECTION, continued |
|---|---|---|
| 70 | FRATTINI | Propeller segmented conference tables with drum base |

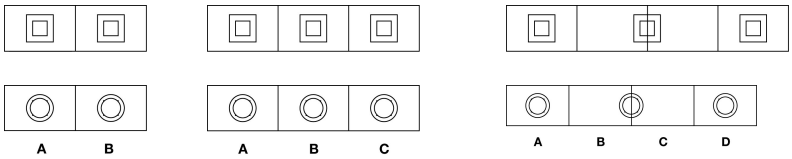


78 Propeller conference tables with peanut base

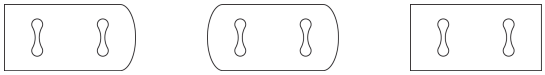

80 Propeller segmented conference tables with peanut base

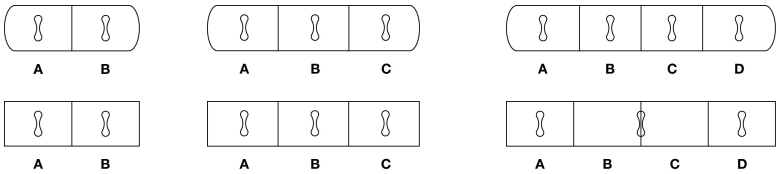


90 Propeller accessories - fabric and tackable modesty and privacy screens

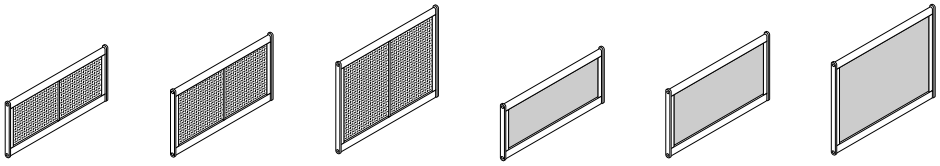

94 Propeller accessories - attachment clamps for modesty and privacy screens

96 Propeller accessories - tackable modesty screens for flip-top tables

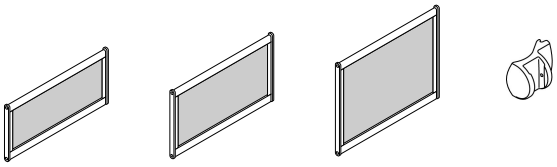

98 Propeller accessories - shelves

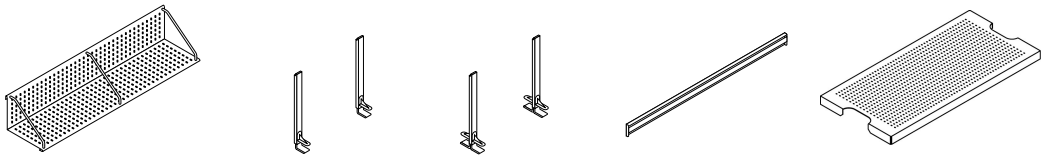

100 Propeller accessories - rolling cart

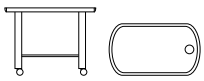

| Page | | PROPELLER COLLECTION, continued |
|---|---|---|
| 102 | FRATTINI | Propeller accessories - credenzas and sideboards |
| 104 | | Propeller accessories - replacement parts |
| 106 | | Propeller accessories - Peanut and Drum base conference tables |
| 112 | | Propeller electrical - Plexus boxes with cordset |
| 114 | | Propeller electrical - Empty Plexus boxes |
| 116 | | Propeller electrical - Pre-wired Plexus boxes |
| 118 | | Propeller electrical - Quadruplex, and wire management |
| 120 | | Propeller electrical - Sequence, duplex receptacle |
| 122 | | Propeller electrical - 2+2 Raceway components |

| Page | | PROPELLER COLLECTION, continued |
|---|---|---|
| 126 | FRATTINI | Propeller electrical - Jumper and infeed cables |
| 128 | | Propeller electrical - Leg options for Prewired Plexus boxes |
| 130 | | Propeller electrical - Leg options for Empty Plexus boxes |
| 132 | | Propeller electrical - Plexus Communication and Data Faceplates |

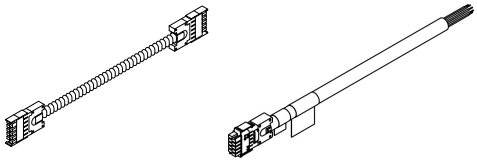

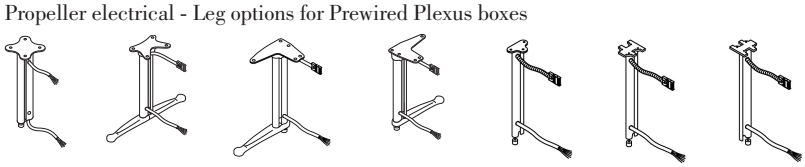

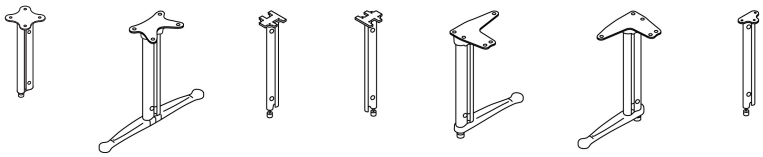

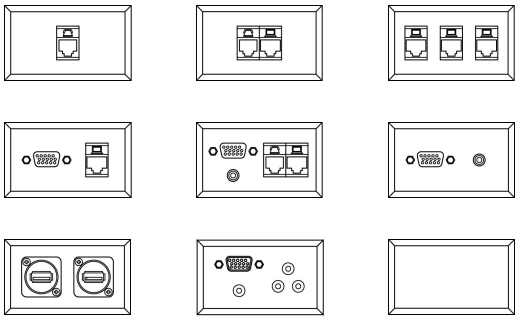

| Page | | PIXEL COLLECTION |
|---|---|---|
| 160 | KRUSIN | Pixel™ C-Leg tables |
| 164 | | Pixel™T-Leg tables |
| 170 | | Pixel™ Four Leg tables<br>Pixel™ Y-Leg tables |
| 174 | | Pixel™ Column Leg tables |
| 176 | | Pixel™ Storage Units |
| 186 | | Pixel™ Electrical |
| 188 | | Pixel™ Electrical (continued) |
| 194 | | Pixel™ Trac |
| 196 | | Pixel™ Wire Management |

| Page | | TABLES / EXECUTIVE OFFICE | | | |
|---|---|---|---|---|---|
| 198 | SMITH & FIEGENSCHUH | Rectangular Conference table with V Base | Rectangular 2 Segment Conference table with V Base | Rectangular 3 Segment Conference table with V Base | Rectangular 4 Segment Conference table with V Base |
| | | 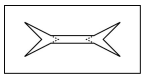 | 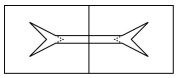 | 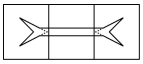 | 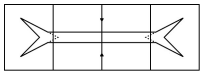 |
| | | Rectangular 5 Segment Conference table with V Base | Rectangular 6 Segment Conference table with V Base | Rectangular Conference table with L-Legs | Rectangular 2 Segment Conference table with L-Legs |
| | | 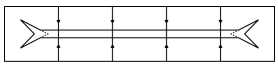 | 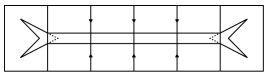 |  | 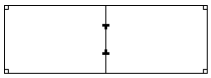 |
| | | Rectangular 3 Segment Conference table with L-Legs | Rectangular 4 Segment Conference table with L-Legs | Rectangular 5 Segment Conference table with L-Legs | |
| | | 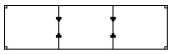 | 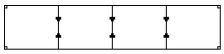 | 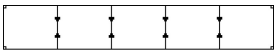 | |

**A Price List Overview**
Where do I send my order? How should I maintain my marble table? From textile options to wood polishes, the KnollStudio price list is designed to provide you with everything you need to know in order to understand, specify, and care for furniture in the KnollStudio Collection.

This book is divided into three easy-to-use sections.
- Propeller Table Series
- Pixel™ Tables Series
- LSM Conference Tables

For a quick overview of the collection's scope, review the Visual Index on pages 3-9. If you're looking for pieces by a specific designer, try the Designer Index on page 2.

**Finishes**
For detailed explanations of the many materials used in constructing KnollStudio furniture, consult page 13. A cross-reference of KnollStudio veneer or lumber finishes with standard Knoll Office veneers is provided on page 13. Easy-care maintenance information is also provided on pages 14-15.

**Placing Your KnollStudio Order**
For information about where to send your order and key terms and conditions, see page 15.
The complete Knoll Selling Policy is available on pages 241-242.

General Ordering Information and Knoll's Sustainability Statement is available on page 243

**Product Information On Each Page**
On each page, the following features will assist you:

*Description* provides both the pattern number and a basic description of the product.

*Dimensions* provide the overall space the product will require. Statistics are based on the maximum width, depth, and
height of the product.

*Weight* is based on the product itself. It does not include packaging. Weights are rounded to the nearest pound.

Weights of upholstered items do not include weight of textile/leather. To calculate total weight, multiply covering requirements by textile/leather weight, and add to product weight.

*Pattern Number* provides both the product identification number and all additional selections required for ordering. Finish options are enclosed in parentheses. Finish suffix descriptions are found under Finishes on the bottom portion of the page.

*Order Code/Ordering Information* outlines exactly how to specify KnollStudio product and the full scope of finishes and other options. The Order Code provides an example of how one pattern number on the page is specified.

*Construction* provides specific materials and finishes employed, as well as specific construction details.

**Greenguard**
Many KnollStudio products meet Greenguard environmental standards. Please see page 12 for a complete listing of products.

**Note to Knoll Dealer Sellers:**
The products contained in this price list are also available through the Knoll Essentials program, with limited exceptions. For additional information, please contact your customer service representative or visit Knoll Exchange.

**For More Information**
For more information, contact your KnollStudio representative, a Knoll Space reailer or e-tailer, or telephone Customer Services at 800 343-KNOLL. To find the retailer or showroom nearest you, visit www.knoll.com.

# Knoll and Sustainable Design

Each year Knoll sets key initiatives in our journey to sustainability. We are members of a global consortium on energy, have adopted a scientific, metrics-based approach to sustainable product design, and maintain a leadership position in establishing universal, verifiable, sustainability standards for our industry.

Knoll promotes independent third-party certification because it provides the most impartial and trustworthy foundation for industry-wide environmental compliance. Certification by established and respected third parties ensures that all manufacturers are held to the same high standards and that customers can trust a company's declaration about the environmental benefits of its products. Knoll third-party partners include: the International Standards Organization (ISO); Forest Stewardship Council (FSC®); Rainforest Alliance; GREENGUARD® Environmental Institute; and The Business and Institutional Furniture Manufacturer's Association (BIFMA) level® certification from Scientific Certification Systems (SCS).

In addition, Knoll is aligned with the U.S. Green Building Council and can help companies, healthcare organizations and educational institutions achieve Leadership in Energy and Environmental Design (LEED®) workplace certification.

## Global Climate Change

- Knoll is a sponsor of the Clinton Global Initiative, which brings together a community of global leaders to devise and implement solutions to some of the world's most pressing challenges, including environmental change.
- Knoll has a comprehensive Energy Management Program to increase energy efficiency in products and processes.

## Life Cycle Assessment (LCA) Tool

- Life Cycle Assessment is a science-based measurement of a product's environmental impacts throughout its life cycle, from raw materials sourcing through manufacture, shipping, use and re-use or end-of-life. LCA enables cradle-to-cradle implementation of sustainable practices.

## Setting Industry Standards

- Knoll partners with MTS (The Institute for Market Transformation to Sustainability) to develop the SMaRT© Consensus Sustainable Products Standards, a set of consensus-based sustainable product standards based on the LEED® model, for all building products, fabric, apparel, flooring and carpet. MTS, the developer of SMaRT©, is an accredited American National Standards Institute (ANSI) standard developer.
- Knoll also partners with BIFMA (Business and Institutional Furniture Manufacturers Association) to promote level® sustainability standards for the contract furniture industry.
- Knoll has established FSC® (Forest Stewardship Council) certified wood as the standard for general office open plan office systems, casegoods and tables.
- Knoll has launched Full Circle, a resource recovery program developed with ANEW, to help customers extend the life cycle of surplus furniture, fixtures and equipment (FF&E) in an economically, socially and environmentally responsible manner.
- Our goal is to encourage all manufacturers in the contract furniture industry and related industries to adopt standards that will lead to sustainable products and practices.

*For more information about Knoll and sustainable design, visit knoll.com/environment.*

## GREENGUARD™

- The most respected independent testing program for low-emitting products.
- GREENGUARD™ – certified products help reduce indoor air pollution and create healthier interior environments.
- Knoll GREENGUARD™ – certified products help achieve points for the U.S. Green Building Council's LEED – CI (Commercial Interiors) Program.
- GREENGUARD™ – tested and certified office furniture is required for Credit 4.5 in the LEED – CI Indoor Environmental Quality section.

GREENGUARD™ provides the only guide to certified low-emitting interior products and building materials. Its goal is to help building owners and managers, architects, interior designers and product specifiers build and furnish healthier offices, hospitals, schools and homes by providing a register of tested and certified low-emitting products and materials. GREENGUARD™ certification is recognized by LEED. Air Quality Science, an Independent indoor air quality laboratory, tests products submitted for GREENGUARD™ certification using stringent environmental chamber testing protocols and current indoor air quality standards. Certification is administered by the GREENGUARD™ Environmental Institute.

| Designer | Product |
|---|---|
| **Tables** | |
| Emanuela Frattini | Propeller Training and Conference Tables |
| Marc Krusin | Pixel Training Table Series |
| Debra Lehman-Smith and Ron Fiegenschuh | LSM Conference Table Series |

**KnollStudio Natural Materials**
Wood and marble are natural materials that vary. Use material samples and printed sample materials as reference only. KnollStudio printed and finish samples offer an example of what an "average" natural material may look like, within a range of acceptance carefully delineated by Knoll. Because of the breadth of variations possible with any natural material, Knoll specialists select these materials with stringent criteria, accepting only the top 3 - 5% of what is available.

**Wood**

*Knoll Natural Veneers*
All natural finishes are selected from the finest hardwoods available around the world. Veneers are flat cut and carefully matched so that cathedral or heart patterns are perfectly balanced. Natural veneers also are cut to allow a generous margin of quarter-grain figuring ensuring invisible splicing.



*Quarter Pattern*



*Cathedral Pattern*

*Knoll Techgrain®*
Knoll Techgrain is a veneer product that eliminates the inherent disparities in pattern, color and texture that characterize natural wood veneers. The consistency of Techgrain is important for uniformity. All KnollStudio Techgrains are non-figured and feature a regular, homogenous pattern.

The Techgrain process begins with wood veneers vat-dyed in natural vegetable mineral soilines to create a perfectly clear, integrated color throughout. The veneer is finish coated with a clear water-white catalyzed varnish, a polymer finish which helps resist staining and marring. The result is a handsome surface with the appearance of a hand-rubbed oil finish.

*Finishes*
Most finishes are designed to coordinate with standard Morrison, Reff and Equity.

**Marble**
Knoll selects the highest quality, structurally sound marble through a host of quarries in Africa, South America, Greece, Turkey, Spain and Italy. Because each mountain range and quarry have their own signature, every marble piece - even within a single quarry - is unique. Hues, veins, crystals, fossils, clouds, and distinctive marks will vary from piece to piece. This is the extraordinary character of stone as a material. Below are the marbles that KnollStudio offers:

**Coated Marbles**
*Coated Marbles*
Coated marbles have transparent, high-polish, polyester coating to prevent use-associated stains. Even with this protection, coated marbles should not be used outdoors. Stains should be wiped immediately. Coating will yellow over time.

*Satin Coated Marble*
Satin coated marbles have transparent satin polyester coating to prevent use-associated stains. This satin finish gives the stone a natural, honed appearance while providing the same protective qualities as the Coated Marbles. Even with this protection, satin coated marbles should not be used outdoors. Stains should be wiped immediately. Coating will yellow over time.

*Arabescato*
Ivory white with dark grey veining. May contain random green veins.

*Calacatta*
Ivory white. Gold and beige random veins with additional veins varying from cream to green and grey.

*Emperador Dark*
Dark Brown with light brown and white veining. Natural finished stones will contain open fissures and pin-holes, which is considered a natural desirable trait.

*Grey Marble*
Grey with black and white veins. Hues vary in tone and intensity.

*Nero Marquina*
Rich black with random veins that can vary from white to gold.

**Man-Made Materials & Finishes**
*Stainless Steel*
Completely rust-proof, highly durable, and resistant to bending stress. Light scratching blends with time.

*Polished Chrome*
Several-step plating process that includes a heavy layer of nickel for added rust protection and a bright mirror finish.

*Satin Chrome*
Chrome plating applied for a soft satinized chrome finish with a higher nickel content.

*Polished Aluminum*
A shiny, polished finish.

*Clear Anodized Aluminum*
A light grey satin finish.

*Laminate*
An exceptionally durable plastic surface. Highly resistant to most chemicals and extensive wear.

*Vetro Bianco:*
Vetro Bianco is an engineered resin free quartz surface. The brilliant white surface is nonporous, stain proof, and extremely durable making it suitable for indoor and outdoor use.

# Product Maintenance

*With proper care, your KnollStudio furniture should last for years to come. To help ensure the longevity of your purchase, below are helpful hints on routine cleaning for your KnollStudio piece. Most basic maintenance can be performed with common household cleaning products.*

**Wood**
Clean with a commercial brand of liquid furniture polish twice a month. For stubborn dirt or light scratches, rub lightly with very fine steel wool before using furniture polish. To rejuvenate luster, apply a furniture cream as a last step. Do not use water or household solvents: they will destroy the protective finish.

**Marble with Polyester Coating**
Wash with lukewarm water. Wash more thoroughly with Windex, Fantastik, Ivory Flakes in warm water, or other non-abrasive solutions. Rinse with warm water and dry with a soft cloth.

**Vetro Bianco**
Wash surface with lukewarm water. Clean more thoroughly with a non-abrasive solution such as Windex or Fantastik. Rinse with warm water and dry with a soft cloth. Wipe off stains immediately with water and a soft cloth. Never use steel wool or other abrasives on surface.

**Glass/Acrylic Polycarbonate**
Clean with Windex, Fantastik or other non-abrasive cleaning solutions. Wipe dry with a clean cloth.

**Laminate/Melamine**
Scrub with Windex, Fantastik, Mr. Clean, or other household soaps or detergents well dissolved in water, or with a very soft cloth dampened with alcohol or a synthetic thinner. For a dull finish, rub with jeweler's rouge as a polishing agent and finish with paste wax. Never use abrasives. Remove stubborn stains with Soft Scrub.

**Stainless Steel**
Use Windex, Fantastik, or other non-abrasive household cleaners. For small scratches, rub with Comet, Ajax, or other mild abrasives in the direction of the grain. Apply a coat of auto wax to maintain beauty.

**Chrome/Satin Chrome**
Clean with Windex or an automotive chrome cleaner such as Semi-Chrome twice a month. Apply a coat of hard paste wax to protect against moisture.

**Polished Aluminum**
Clean with Windex, Fantastik, or other non-abrasive cleaning solutions. Coat with a hard paste wax semi-annually to maintain luster and prevent discoloration.

**Anodized Aluminum**
Clean with mild soaps, detergents, or other non-abrasive cleaning agents. Apply paste wax or DuPont non-abrasive car polish #7 twice a year to prevent oxidation.

For stubborn stains or discolor-ations, apply navel jelly aluminum cleaner.

**Urethane Edge**
Clean with household soaps and detergents well dissolved in water. Do not use abrasive cleaning solutions.

**Powder Coat Paint**
Clean with Windex or Endust using a soft cloth. Remove stubborn stains with Soft Scrub.

# Placing Your KnollStudio Order

**Use the Following Address:**
If you would like to send an order directly to our order entry departments, please use the following address:

Knoll, Inc.
P.O. Box 157
East Greenville, PA 18041
Attn: Order Entry

Fax: 215 679-1570
Tel: 800 343-KNOLL

**When Placing Your Order, Include:**

- All information requested on the order form.
- Local taxes for the "delivered to" address.
- For orders $2,000 or under (including applicable taxes and delivery/installation fees, if any), full payment must be made when order is placed.
- For orders over $2,000, a deposit equal to one-half of the complete order value is required at order placement. Balance must be settled before shipment.

**Key Points to Remember:**
All accepted orders will be confirmed in writing on the Knoll standard acknowledgement form. A copy of the acknowledgement will be mailed to the customer prior to production.

Freight within the 48 contiguous United States and Canada, excluding the Yukon, Northwest Territories and Newfoundland, is prepaid and included in the price of all orders.

For residential orders, Knoll strongly recommends White Glove delivery service to most locations in the Continental United States and Canada. White Glove service includes inside delivery, unpacking, furniture installation and removing cartons and crates. The fee for this service will be quoted at the point of purchase.

KnollStudio's limited warranty covers all furniture against manufacturing defects in this price list for a period of five years after delivery to the customer.

All pricing is in U.S. dollars.

**For More Information:**
For complete Knoll Selling Policy and warranty information, please refer to pages 241-242 in the back of this price list.

For additional information on KnollStudio, contact your KnollStudio representative, a Knoll Space retailer or e-tailer, or telephone Customer Services at 800 343-KNOLL. To find the retailer or showroom nearest you, visit www.knoll.com.

# Emanuela Frattini
## *Propeller® Training Table Series*
## *Configurations and Product Information*

Below are only a few examples of suggested configurations using Propeller Training tables, bridge tops, segments and screens.

All connections are tool-free and can be made by the user. To gang tables, connectors can be simply removed from the integral storage port in the leg. When tables are hard wired a screwdriver is needed.

The inherent flexibility of Propeller tables allows for diverse applications, ranging from setups for conference rooms to private offices and workstations.

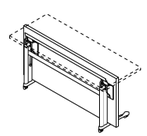

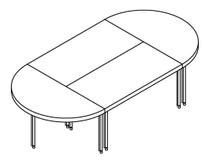

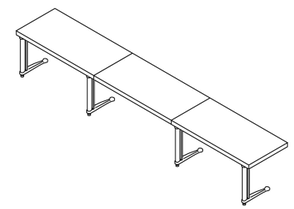

P2-C, P2-V

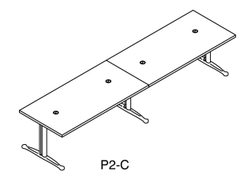

P2-C

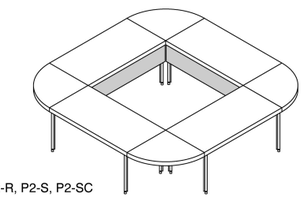

P2-R, P2-S, P2-SC

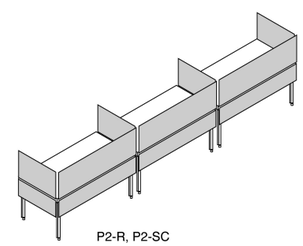

P2-R, P2-SC

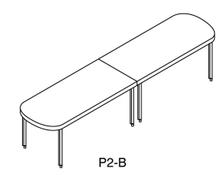

P2-B

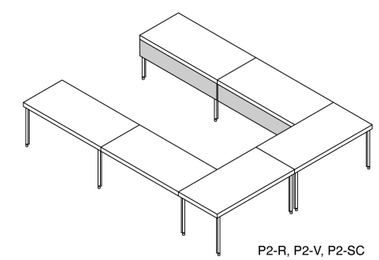

P2-R, P2-V, P2-SC

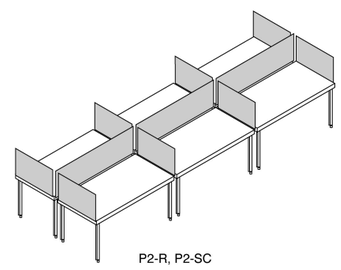

P2-R, P2-SC

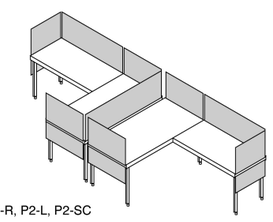

, P2-VP2-R, P2-L, P2-SC

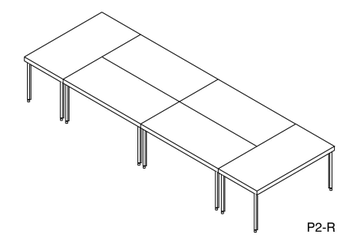

P2-R

### Ordering Information

*Specify:*
1. Pattern number
2. Top finish selection
3. Caster or glide selection (table only)
4. Edgeband selection
5. Grommet option (table and bridge only)
6. Leg/grommet finish

*Shipping:*
Tops and legs are shipped separately. Legs ship knocked-down: foot plate and vertical component. Simple field assembly required.

### Scope

*Product scope:*

**P2-F** Folding table
**P2-M** Semi-round table
**P2-R** Rectangular table
**P2-S** Segment
**P2-V** Rectangular bridge
**P6-C** Flip Top table
**P8-C** Adjustable Height table

*Electrical options:*
Please see Propeller Electrical section for product and specification details.

### Construction

*Top:*
1 3/16″ thick; 3-ply, solid-core construction. Plastic laminate top and backer sheet on bottom. Threaded inserts are die-cast zinc.

*Edges:*
All table edges are finished, allowing ganged tables to be separated and used individually. Flat ABS edgeband, molded urethane edge and solid wood edge are available.

*Molded edge detail:*
Molded, seamless urethane edge with integral color.



*Flat edgeband:*
ABS flat edgeband, with integral color.

1/4″ edge detail:
Solid wood



*Grommet option:*
Individual table segments may be specified with zero, one, or two grommets, located at mid-depth or front edge locations. All grommets are 3 1/4″ diameter. Optional grommet-mounted power receptacles available.

Grommet liners are black injection molded ABS plastic. Yin-yang grommet cap is textured, die-cast aluminum with powder-coat finish.

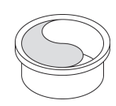

*Legs:*
Propeller's S-shaped training leg incorporates two separate channels for power and communications wiring. Cables are laid behind flipper strips. Vertical leg is extruded aluminum construction with clear satin anodized or powder coat finish. There are three types of Propeller training legs:

Standard Training leg section:

Standard Training leg: vertical extrusion is 3 3/4″w x 1 5/8″d. Leg end caps are injection-molded, glass-filled nylon. Leg mounting plates are aluminum die-castings with integral storage port in a textured paint finish.

*C-leg and T-legs:*
C-leg and T-leg offer additional kneespace. Vertical extrusion is 5″w x 2 1/4″d, same profile as conference leg. Cast aluminum end plates with textured paint finish. Cast aluminum foot in textured metallic powder coat.

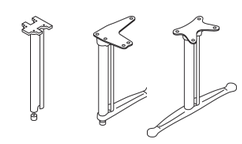

*Glides/casters:*
Glides and locking casters-black nylon.
C-Leg has low glide at front and high glide in the back.
T-Leg has two low glides.

*Connector plates:*
Aluminum die-casting with textured paint finish. Integral storage port for connecting tables.

*Connector bars:*
Bar and latch are made of cast alloy with tumble-bead finish. Button is injection-molded red ABS plastic. Spring and back plate are steel stampings.

# Emanuela Frattini
## *Propeller® Training Table Series*
## *Rectangular and Square Tables*

*Designer(s):*
Emanuela Frattini, 1994

| | description | w | d | h | clearance between legs w | clearance between legs d | table weight (lbs.) |
|---|---|---|---|---|---|---|---|
| | **P2-R** Rectangular table | 48″ | 18″ | 28½″ | 40″ | 7¾″ | 44 |
| | | 60″ | 18″ | 28½″ | 52″ | 7¾″ | 55 |
| | | 72″ | 18″ | 28½″ | 64″ | 7¾″ | 62 |
| | | 36″ | 24″ | 28½″ | 28″ | 13¾″ | 50 |
| | | 48″ | 24″ | 28½″ | 40″ | 13¾″ | 54 |
| | | 60″ | 24″ | 28½″ | 52″ | 13¾″ | 63 |
| | | 72″ | 24″ | 28½″ | 64″ | 13¾″ | 73 |
| | | 42″ | 30″ | 28½″ | 34″ | 19¾″ | 57 |
| | | 48″ | 30″ | 28½″ | 40″ | 19¾″ | 63 |
| | | 60″ | 30″ | 28½″ | 52″ | 19¾″ | 75 |
| | | 66″ | 30″ | 28½″ | 58″ | 19¾″ | 81 |
| | | 72″ | 30″ | 28½″ | 64″ | 19¾″ | 87 |
| | | 48″ | 36″ | 28½″ | 52″ | 25¾″ | 73 |
| | | 60″ | 36″ | 28½″ | 52″ | 25¾″ | 87 |
| | | 72″ | 36″ | 28½″ | 64″ | 25¾″ | 101 |
| | **P2-N** Square table | 36″ | 36″ | 28½″ | | | 59 |
| | | 42″ | 42″ | 28½″ | | | 75 |
| | | 48″ | 48″ | 28½″ | | | 94 |

| pattern no. | laminate/ flat edge | laminate / molded edge | veneer/ flat edge | veneer/wood edge |
|---|---|---|---|---|
| **P2-R02 *** | $1,067. | $1,313. | $3,121. | $3,720. |
| **P2-R04 *** | 1,187. | 1,457. | 3,192. | 3,789. |
| **P2-R06 *** | 1,284. | 1,579. | 3,240. | 3,848. |
| **P2-R10 *** | 1,128. | 1,559. | 3,118. | 3,720. |
| **P2-R12 *** | 1,325. | 1,629. | 3,183. | 3,797. |
| **P2-R14** | 1,461. | 1,798. | 3,245. | 3,865. |
| **P2-R16** | 1,604. | 1,972. | 3,316. | 3,940. |
| **P2-R21 *** | 1,395. | 1,713. | 3,214. | 3,824. |
| **P2-R22 *** | 1,461. | 1,798. | 3,240. | 3,865. |
| **P2-R24** | 1,604. | 1,972. | 3,337. | 3,976. |
| **P2-R25** | 1,673. | 2,056. | 3,372. | 4,009. |
| **P2-R26** | 1,742. | 2,142. | 3,400. | 4,044. |
| **P2-R32 *** | 1,604. | 1,972. | 3,309. | 3,940. |
| **P2-R34** | 1,742. | 2,142. | 3,398. | 4,044. |
| **P2-R36** | 1,881. | 2,313. | 3,494. | 4,151. |
| **P2-N30 *** | 1,461. | 1,798. | 2,646. | 3,543. |
| **P2-N41 *** | 1,604. | 1,972. | 2,872. | 3,789. |
| **P2-N52** | 1,742. | 2,142. | 2,893. | 3,848. |

### Order Code

| | |
|---|---|
| *Example:* | **P2-R24-G-PA-6-Y-111** |
| **P2-R24** | 30″ x 60″ rectangle |
| **G** | Glides |
| **PA** | Pearwood laminate |
| **6** | Black molded edgeband |
| **Y** | No grommet |
| **111** | Jet Black legs |

*Specify:*

1. Pattern number
2. Locking caster or glide selection
3. Top finish selection
4. Edgeband selection
5. Grommet, Plexus or Transact option
6. Leg/grommet finish

### Finishes

*Colored laminate finishes:*
Bright White (suffix 118)
Brushed Aluminum (suffix LJ)
Brushed Sand (suffix 122)
Fog (suffix 128)
Folkstone Grey (suffix 114)
Jet Black (suffix 111)
Light Grey (suffix L)
Micro Grey (suffix 121)
Micro Sand (suffix 129)
Pumice (suffix 119)
Slate (suffix SL)
Soft Grey (suffix 117)

*Woodgrain laminate finishes:*
Deep Cherry (suffix DC)
Medium Cherry (suffix 124)
Natural Cherry (suffix 126)
Natural Maple (suffix 125)
Pearwood (suffix PA)
Walnut (suffix 127)

*Veneer top/edge finishes:*
American Cherry (suffix X)
Bronzed Cherry (suffix V312)
Brown Oak (suffix V427)
Burnt Walnut (suffix V313)
Chalk Oak (suffix V421)
Ebonized Walnut (suffix D)
Graphite Oak (suffix V513)
Light Cherry (suffix V315)
Light Oak (suffix V423)
Maple (suffix K)
Medium Red Mahogany (suffix Z)
Natural Beech (suffix B)
Old English Walnut (V417)
Warm Brown Walnut (suffix J)

*Molded edgeband finishes:*
Spring Green (suffix 1)
Light Grey (suffix 4)
Medium Grey (suffix 5)
Black (suffix 6)

*Flat edgeband finish:*
Black (suffix R5)
Bright White (suffix 118)
Medium Grey (suffix R6)

*Leg/grommet finishes:*
Anodized Aluminum (suffix A)
Jet Black (suffix 111)
Medium Metallic Grey (suffix 612)

*Glides/Casters:*
Glides (suffix G)
Locking casters (suffix C)

### Electrical

*Grommet Options: ($31 per cutout)*
Tables may be specified with zero, one or two grommets. All grommets are 3¼″ diameter. Optional grommet-mounted power receptacles available, see page 118.

No grommet (suffix Y)
Single grommet, left, mid-depth (BG)
Two grommets, left & right, front (DR), (DL), (DG)
Two grommets, left & right, mid-depth (AG)
Single grommet, center, front (ER), (EL), (EG)
Single grommet, center, right (HG)
Single grommet, center (P2-N) (GG)
* AG, BG not available on 18″ deep tables

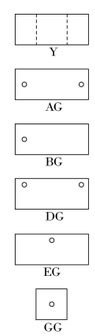


*Sequence Options: ($31 per cutout)*
Tables may be specified with zero, one or two cutouts. All sequence cutouts are 2½″ x 6″. Sequence is available on 24″ and 30″ deep Rectangular tables only. 36″, 42″ and 48″ wide tables, ES location only; 72″ wide tables, DS location only.

No Sequence (Y)
Single Sequence, center, front (ES)
Two Sequence, left & right, front (DS)

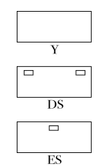


*Small Plexus Options: ($31 per cutout)*
Tables may be specified with zero, one or two cutouts. All small Plexus cutouts are 6⅞″-6¼″. Small Plexus is available on 24″ and 30″ tables only. 36″, 42″, 48″ and 60″ wide tables, ES location only.

No Small Plexus (Y)
Single Small Plexus, center, front (ESP)
Two Small Plexus, right & left, front (DSP)

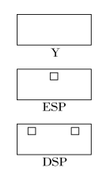


*Plexus options: ($31 per cutout)*
* Plexus box not available
For no Plexus (Y)
For medium Plexus, center, mid-depth (GM)
For medium Plexus, left & right, mid-depth (AM)
For medium Plexus, center, front (EM), (DR), (DL)
For medium Plexus, left & right, front (DM), (ER), (EL)
For medium Plexus, center (P2-N) (GM)

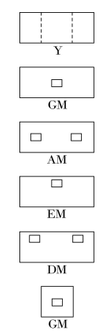


+ For more detailed information, consult the Electrical section of the Propeller Manual.

### Features

*Connecting tables:*
Each rectangular table includes two connector bars to connect rectangular tops to each other on any side. When not needed, connectors store in ports at top of table leg.

*Maintenance:*
See pages 14.

*Note:*
Propeller tables are Greenguard certified.

*Square Tables:*
Square tables have four legs with rectangular table end plates. Two connector bars per table. Square tables gang on all four sides to training tables of same width.

# Emanuela Frattini
## *Propeller® Training Table Series*
## *Rectangular Returns and End Tables*

*Designer(s):*
Emanuela Frattini, 1994

| description | w | d | h | clearance between legs w | clearance between legs d | table weight (lbs.) |
|---|---|---|---|---|---|---|
| **P2-D** Rectangular desk for return attachment - 4 legs 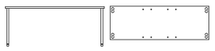 | 60″ | 24″ | 28½″ | 52″ | 13¾″ | 63 |
| | 72″ | 24″ | 28½″ | 64″ | 13¾″ | 73 |
| | 60″ | 30″ | 28½″ | 52″ | 19¾″ | 75 |
| | 66″ | 30″ | 28½″ | 58″ | 19¾″ | 81 |
| | 72″ | 30″ | 28½″ | 64″ | 19¾″ | 87 |
| | 60″ | 36″ | 28½″ | 52″ | 25¾″ | 87 |
| | 72″ | 36″ | 28½″ | 64″ | 25¾″ | 101 |
| **P2-L** Rectangular table return - 2 legs 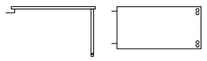 | 48″ | 18″ | 28½″ | 44″ | 7¾″ | 37 |
| | 60″ | 18″ | 28½″ | 56″ | 7¾″ | 49 |
| | 36″ | 24″ | 28½″ | 32″ | 13¾″ | 44 |
| | 48″ | 24″ | 28½″ | 44″ | 13¾″ | 46 |
| | 60″ | 24″ | 28½″ | 56″ | 13¾″ | 55 |
| | 72″ | 24″ | 28½″ | 68″ | 13¾″ | 65 |
| | 42″ | 30″ | 28½″ | 38″ | 19¾″ | 49 |
| | 48″ | 30″ | 28½″ | 44″ | 19¾″ | 55 |
| | 60″ | 30″ | 28½″ | 56″ | 19¾″ | 67 |
| | 66″ | 30″ | 28½″ | 62″ | 19¾″ | 73 |
| | 72″ | 30″ | 28½″ | 68″ | 19¾″ | 79 |
| | 48″ | 36″ | 28½″ | 44″ | 25¾″ | 65 |
| | 60″ | 36″ | 28½″ | 56″ | 25¾″ | 79 |
| | 72″ | 36″ | 28½″ | 68″ | 25¾″ | 93 |

| pattern no. | laminate/ flat edge | laminate/ molded edge | veneer/ flat edge | veneer/wood edge |
|---|---|---|---|---|
| **P2-D14** | $1,515. | $1,860. | $3,245. | $3,865. |
| **P2-D16** | 1,650. | 2,034. | 3,316. | 3,940. |
| **P2-D24** | 1,650. | 2,034. | 3,337. | 3,976. |
| **P2-D25** | 1,722. | 2,118. | 3,372. | 4,009. |
| **P2-D26** | 1,793. | 2,202. | 3,400. | 4,044. |
| **P2-D34** | 1,793. | 2,202. | 3,398. | 4,044. |
| **P2-D36** | 1,929. | 2,271. | 3,494. | 3,975. |
| **P2-L02** * | 812. | 996. | 2,908. | 3,501. |
| **P2-L04** * | 927. | 1,141. | 2,979. | 3,567. |
| **P2-L10** * | 890. | 1,218. | 2,904. | 3,501. |
| **P2-L12** * | 1,151. | 1,413. | 2,972. | 3,575. |
| **P2-L14** | 1,290. | 1,587. | 3,032. | 3,644. |
| **P2-L16** * | 1,427. | 1,757. | 3,103. | 3,719. |
| **P2-L21** * | 1,217. | 1,500. | 3,001. | 3,601. |
| **P2-L22** | 1,290. | 1,587. | 3,030. | 3,644. |
| **P2-L24** | 1,427. | 1,757. | 3,125. | 3,753. |
| **P2-L25** | 1,497. | 1,843. | 3,161. | 3,787. |
| **P2-L26** | 1,570. | 1,929. | 3,189. | 3,822. |
| **P2-L32** * | 1,427. | 1,679. | 3,097. | 3,561. |
| **P2-L34** | 1,570. | 1,929. | 3,185. | 3,822. |
| **P2-L36** | 1,708. | 2,099. | 3,281. | 3,930. |

### Order Code

| *Example:* | **P2-D36-G-SL-1-Y-A** |
|---|---|
| **P2-D36** | 72″ x 36″ rectangular desk |
| **G** | Glides |
| **SL** | Slate laminate |
| **1** | Spring Green edgeband |
| **Y** | No grommets |
| **A** | Anodized Aluminum leg |

*Specify:*

1. Pattern number
2. Locking caster or glide selection
3. Top finish selection
4. Edgeband selection
5. Grommet or Plexus option
6. Leg/grommet finish

### Finishes

*Colored laminate finishes:*
Bright White (suffix 118)
Brushed Aluminum (suffix LJ)
Brushed Sand (suffix 122)
Fog (suffix 128)
Folkstone Grey (suffix 114)
Jet Black (suffix 111)
Light Grey (suffix L)
Micro Grey (suffix 121)
Micro Sand (suffix 129)
Pumice (suffix 119)
Slate (suffix SL)
Soft Grey (suffix 117)

*Woodgrain laminate finishes:*
Deep Cherry (suffix DC)
Medium Cherry (suffix 124)
Natural Cherry (suffix 126)
Natural Maple (suffix 125)
Pearwood (suffix PA)
Walnut (suffix 127)

*Veneer top/edge finishes:*
American Cherry (suffix X)
Bronzed Cherry (suffix V312)
Brown Oak (suffix V427)
Burnt Walnut (suffix V313)
Chalk Oak (suffix V421)
Ebonized Walnut (suffix D)
Graphite Oak (suffix V513)
Light Cherry (suffix V315)
Light Oak (suffix V423)
Maple (suffix K)
Medium Red Mahogany (suffix Z)
Natural Beech (suffix B)
Old English Walnut (V417)
Warm Brown Walnut (suffix J)

*Molded edgeband finishes:*
Spring Green (suffix 1)
Light Grey (suffix 4)
Medium Grey (suffix 5)
Black (suffix 6)

*Flat edgeband finish:*
Black (suffix R5)
Bright White (suffix 118)
Medium Grey (suffix R6)

*Leg/grommet finishes:*
Anodized Aluminum (suffix A)
Jet Black (suffix 111)
Medium Metallic Grey (suffix 612)

*Glides/Casters:*
Glides (suffix G)
Locking casters (suffix C)

+ For more detailed information, consult the Electrical section of the Propeller Manual.

### Electrical

*Grommet Options: ($31 per cutout)*
Tables may be specified with zero, one or two grommets. All grommets are 3¼″ in diameter. Optional grommet-mounted power receptacles available, see page 118.
No grommet (suffix Y)
Single grommet, left, mid-depth (BG)
Two grommets, left & right, front (DR), (DL), (DG)
Two grommets, left & right, mid-depth (AG)
Single grommet, center, front (ER), (EL), (EG)
Single grommet, center, right (HG)
* AG, BG not available on 18″ deep tables

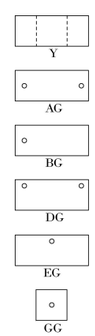


*Small Plexus Options: ($31 per cutout)*
Tables may be specified with zero, one or two cutouts. All small Plexus cutouts are 6⅞″-6¼″. Small Plexus is available on 24″ and 30″ tables only. 36″, 42″, 48″ and 60″ wide tables, ES location only.

No Small Plexus (Y)
Single Small Plexus, center, front (ESP)
Two Small Plexus, right & left, front (DSP)

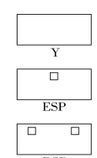


*Plexus options: ($31 per cutout)*
*Plexus box not available
For no Plexus (Y)
For medium Plexus, center, mid-depth (GM)
For medium Plexus, left & right, mid-depth (AM)
For medium Plexus, center, front (EM), (DR), (DL)
For medium Plexus, left & right, front (DM), (ER), (EL)

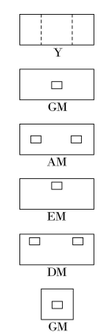


### Features

*Connecting tables:*
Each rectangular desk includes two connector bars which may be used to connect rectangular tops to each other on any side. When not needed, connectors store in ports at top of table leg.

*Desk for return attachment:*
To create an L-desk configuration, specify a desk for return attachment plus a 24″ or 30″ deep end table. Desks come with threaded inserts and a connector kit to be field-installed. End table returns attach perpendicularly with included two connector bars.

*Rectangular end tables:*
By attaching to the short side of other rectangular tables or to the front of rectangular desks, end tables allow additional worksurfaces while minimizing the number of legs. If desired, legs can be retrofitted so table can be used freestanding. Purchase leg kit separately (see page 104).

*Maintenance:*
See pages 14.

*Note:*
Propeller tables are Greenguard certified.

# Emanuela Frattini
## *Propeller® Training Table Series*
## *Semi-Circular Tables, Bridge Tops and Segments*

*Designer(s):*
Emanuela Frattini, 1996

| | description | w | d | h | clearance between legs | table weight (lbs.) |
|---|---|---|---|---|---|---|
| | **P2-M** Semi-circular table - three legs | 48″ | 24″ | 28½″ | 35½″ | 51 |
| | | 60″ | 30″ | 28½″ | 51½″ | 62 |
| | | 72″ | 36″ | 28½″ | 63½″ | 81 |
| | **P2-V** Rectangular bridge top - no legs | 48″ | 18″ | 2⅝″ | | 30 |
| | | 60″ | 18″ | 2⅝″ | | 41 |
| | | 36″ | 24″ | 2⅝″ | | 30 |
| | | 48″ | 24″ | 2⅝″ | | 38 |
| | | 60″ | 24″ | 2⅝″ | | 47 |
| | | 42″ | 30″ | 2⅝″ | | 41 |
| | | 48″ | 30″ | 2⅝″ | | 47 |
| | | 60″ | 30″ | 2⅝″ | | 59 |
| | | 48″ | 36″ | 2⅝″ | | 57 |
| | | 60″ | 36″ | 2⅝″ | | 71 |
| | **P2-S** Bridging segment 90° - no legs | 90° | 24″ | 2⅝″ | | |
| | | 90° | 30″ | 2⅝″ | | |
| | | 90° | 36″ | 2⅝″ | | |

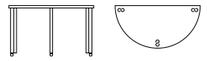

| pattern no. | laminate/ flat edge | laminate/ molded edge | veneer/ flat edge | veneer/wood edge |
|---|---|---|---|---|
| **P2-M10** | $1,255. | $1,543. | $2,747. | $4,307. |
| **P2-M20** | 1,395. | 1,713. | 3,071. | 4,849. |
| **P2-M30** | 1,534. | 1,886. | 3,403. | 5,398. |
| **P2-V02** * | 524. | 649. | 2,674. | 3,254. |
| **P2-V04** * | 646. | 791. | 2,745. | 3,324. |
| **P2-V10** * | 735. | 904. | 2,668. | 3,254. |
| **P2-V12** * | 974. | 1,199. | 2,733. | 3,329. |
| **P2-V14** | 1,117. | 1,370. | 2,800. | 3,398. |
| **P2-V21** * | 974. | 1,199. | 2,767. | 3,356. |
| **P2-V22** * | 1,117. | 1,370. | 2,795. | 3,398. |
| **P2-V24** | 1,255. | 1,543. | 2,890. | 3,506. |
| **P2-V32** * | 1,255. | 1,543. | 2,861. | 3,473. |
| **P2-V34** | 1,395. | 1,713. | 2,950. | 3,575. |
| **P2-S92** | 691. | 849. | 1,358. | 2,196. |
| **P2-S94** | 762. | 934. | 1,467. | 2,380. |
| **P2-S96** | 829. | 1,019. | 1,581. | 2,562. |

### Order Code

| *Example:* | **P2-M20-C-SL-4-A** |
|---|---|
| **P2-M20** | 60″ wide semi-circular table |
| **C** | Locking casters |
| **SL** | Slate laminate |
| **4** | Light Grey edgeband |
| **A** | Anodized Aluminum legs |

*Specify:*

1. Pattern number
2. Locking caster or glide selection
3. Top finish selection
4. Edgeband selection
5. Grommet or Plexus option
6. Grommet/leg finish

**Finishes:**
*Colored laminate finishes:*
Bright White (suffix 118)
Brushed Aluminum (suffix LJ)
Brushed Sand (suffix 122)
Fog (suffix 128)
Folkstone Grey (suffix 114)
Jet Black (suffix 111)
Light Grey (suffix L)
Micro Grey (suffix 121)
Micro Sand (suffix 129)
Pumice (suffix 119)
Slate (suffix SL)
Soft Grey (suffix 117)

### Finishes

*Woodgrain laminate finishes:*
Deep Cherry (suffix DC)
Medium Cherry (suffix 124)
Natural Cherry (suffix 126)
Natural Maple (suffix 125)
Pearwood (suffix PA)
Walnut (suffix 127)

*Veneer top/edge finishes:*
American Cherry (suffix X)
Bronzed Cherry (suffix V312)
Brown Oak (suffix V427)
Burnt Walnut (suffix V313)
Chalk Oak (suffix V421)
Ebonized Walnut (suffix D)
Graphite Oak (suffix V513)
Light Cherry (suffix V315)
Light Oak (suffix V423)
Maple (suffix K)
Medium Red Mahogany (suffix Z)
Natural Beech (suffix B)
Old English Walnut (V417)
Warm Brown Walnut (suffix J)

*Molded edgeband finishes:*
Spring Green (suffix 1)
Light Grey (suffix 4)
Medium Grey (suffix 5)
Black (suffix 6)

*Flat edgeband finish:*
Black (suffix R5)
Bright White (suffix 118)
Medium Grey (suffix R6)

*Leg/grommet finishes:*
Anodized Aluminum (suffix A)

*Glides/Casters:*
Glides (suffix G)
Locking Casters (suffix C)

### Electrical

+ For more detailed information, consult the Electrical section of the Propeller Manual.

*Grommet Option: (rectangular bridge top only): ($31 per cutout)*
Tables may be specified with zero, one or two grommets. All grommets are 3¼″ in diameter. Optional grommet-mounted power receptacles available, see page 118.

*Grommet options:*
No grommet (Y)
Two grommets, left and right, mid-depth (AG)
Single grommet, left, mid-depth (BG)
Two grommets, left and right, front (DG)
Single grommet, center, front (EG)
* AG, BG not available on 18″ deep tables

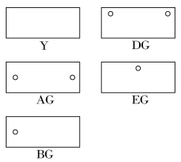


Plexus Options: ($31 per coutout)
* Plexus box not available
For no Plexus box (Y)
For medium Plexus, center, mid-depth (GM)
For medium Plexus, left & right, mid-depth (AM)
For medium Plexus, center, front (EM)
For medium Plexus, left & right, front (DM)

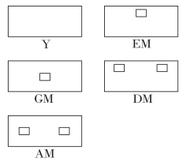


**Note:**
**Cutouts not available on Semi-Circular Tables.**

Semi-Circular Tables:
Semi-circular tables have three legs for maximum leg space. Use 180° tables free-standing or connected to other tables. 180° tables connect to rectangular tables of same width or to rectangular tables in a back-to-back configuration. Connect two semi-circular tables to create a large round table.

Bridge tops have a weight capacity of 300 pounds.

*Configurations:*

with rectangular table/bridge top

with rectangular tables back-to-back two 180° tables

### Features

*Stacking:*
Semi-circular tables and square tables do not stack. Bridge tops can be stacked ten high on table dolly (see page 34).

*Shipping:*
Propeller tables shipped knocked-down. Simple field assembly required.

*Maintenance:*
See pages 14.

*Note:*
Propeller tables are Greenguard certified.

# Emanuela Frattini
## *Propeller® Training Table Series*
## *Rectangular Tables with C-Legs and T-Legs*

*Designer(s):*
Emanuela Frattini, 1994

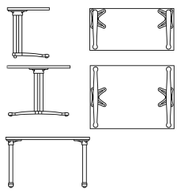

| | description | w | d | h | leg type | clearance between legs | table weight (lbs.) |
|---|---|---|---|---|---|---|---|
| | **P2-C** Rectangular table with C-Legs/T-Legs | 48″ | 18″ | 28½″ | C-Legs | 34½″ | 50 |
| | | 60″ | 18″ | 28½″ | C-Legs | 46½″ | 53 |
| | | 72″ | 18″ | 28½″ | C-Legs | 58½″ | 55 |
| | | 36″ | 24″ | 28½″ | C-Legs | 22½″ | 60 |
| | | 48″ | 24″ | 28½″ | C-Legs | 34″ | 67 |
| | | 60″ | 24″ | 28½″ | C-Legs | 46½″ | 76 |
| | | 72″ | 24″ | 28½″ | C-Legs | 58½″ | 86 |
| | | 48″ | 24″ | 28½″ | T-Legs | 34″ | 67 |
| | | 60″ | 24″ | 28½″ | T-Legs | 46½″ | 76 |
| | | 72″ | 24″ | 28½″ | T-Legs | 58½″ | 86 |
| | | 42″ | 30″ | 28½″ | C-Legs | 29½″ | 70 |
| | | 48″ | 30″ | 28½″ | C-Legs | 34½″ | 76 |
| | | 60″ | 30″ | 28½″ | C-Legs | 46½″ | 82 |
| | | 66″ | 30″ | 28½″ | C-Legs | 52½″ | 88 |
| | | 72″ | 30″ | 28½″ | C-Legs | 58½″ | 100 |
| | | 48″ | 30″ | 28½″ | T-Legs | 34½″ | 76 |
| | | 60″ | 30″ | 28½″ | T-Legs | 46½″ | 82 |
| | | 66″ | 30″ | 28½″ | T-Legs | 52½″ | 88 |
| | | 72″ | 30″ | 28½″ | T-Legs | 58½″ | 100 |
| | | 48″ | 36″ | 28½″ | T-Legs | 34¾″ | 95 |
| | | 60″ | 36″ | 28½″ | T-Legs | 43¾″ | 109 |
| | | 72″ | 36″ | 28½″ | T-Legs | 52¾″ | 123 |

| pattern no. | laminate/ flat edge | laminate/ molded edge | veneer/ flat edge | veneer/wood edge |
|---|---|---|---|---|
| **P2-C02 *** | $1,553. | $1,954. | $3,599. | $4,232. |
| **P2-C04 *** | 1,565. | 2,007. | 3,680. | 4,297. |
| **P2-C06 *** | 1,607. | 2,062. | 3,723. | 4,357. |
| **P2-C10 *** | 1,804. | 2,223. | 3,603. | 4,232. |
| **P2-C12 *** | 1,812. | 2,227. | 3,858. | 4,505. |
| **P2-C14** | 1,954. | 2,403. | 3,924. | 4,572. |
| **P2-C16** | 2,093. | 2,575. | 3,993. | 4,649. |
| **P2-C13** | 1,938. | 2,382. | 4,012. | 4,551. |
| **P2-C15** | 2,091. | 2,571. | 4,081. | 4,619. |
| **P2-C17** | 2,238. | 2,755. | 4,151. | 4,696. |
| **P2-C21 *** | 1,881. | 2,313. | 3,891. | 4,529. |
| **P2-C22 *** | 1,954. | 2,403. | 3,918. | 4,572. |
| **P2-C24** | 2,093. | 2,575. | 4,015. | 4,682. |
| **P2-C25** | 2,162. | 2,658. | 4,050. | 4,717. |
| **P2-C26** | 2,229. | 2,744. | 4,076. | 4,749. |
| **P2-C23 *** | 2,102. | 2,557. | 4,076. | 4,741. |
| **P2-C27** | 2,244. | 2,730. | 4,176. | 4,850. |
| **P2-C28** | 2,311. | 2,816. | 4,211. | 4,885. |
| **P2-C29** | 2,381. | 2,775. | 4,238. | 4,708. |
| **P2-C32 *** | 2,268. | 2,575. | 4,140. | 4,816. |
| **P2-C34** | 2,341. | 2,744. | 4,235. | 4,918. |
| **P2-C36** | 2,417. | 2,915. | 4,329. | 5,028. |

### Order Code

| | |
|---|---|
| *Example:* | **P2-C26-PA-R5-EG-612** |
| **P2-C26** | 72″ x 30″ rectangular training table with C-Legs |
| **PA** | Pearwood laminate |
| **R5** | Black edgeband |
| **EG** | Single grommet, center, front |
| **612** | Medium Metallic Grey legs |

*Specify:*

1. Pattern number
2. Top finish selection
3. Edgeband selection
4. Grommet or Plexus option
5. Leg/grommet finish

### Finishes

*Colored laminate finishes:*
Bright White (suffix 118)
Brushed Aluminum (suffix LJ)
Brushed Sand (suffix 122)
Fog (suffix 128)
Folkstone Grey (suffix 114)
Jet Black (suffix 111)
Light Grey (suffix L)
Micro Grey (suffix 121)
Micro Sand (suffix 129)
Pumice (suffix 119)
Slate (suffix SL)
Soft Grey (suffix 117)

*Woodgrain laminate finishes:*
Deep Cherry (suffix DC)
Medium Cherry (suffix 124)
Natural Cherry (suffix 126)
Natural Maple (suffix 125)
Pearwood (suffix PA)
Walnut (suffix 127)

*Veneer top/edge finishes:*
American Cherry (suffix X)
Bronzed Cherry (suffix V312)
Brown Oak (suffix V427)
Burnt Walnut (suffix V313)
Chalk Oak (suffix V421)
Ebonized Walnut (suffix D)
Graphite Oak (suffix V513)
Light Cherry (suffix V315)
Light Oak (suffix V423)
Maple (suffix K)
Medium Red Mahogany (suffix Z)
Natural Beech (suffix B)
Old English Walnut (V417)
Warm Brown Walnut (suffix J)

*Molded edgeband finishes:*
Spring Green (suffix 1)
Light Grey (suffix 4)
Medium Grey (suffix 5)
Black (suffix 6)

*Flat edgeband finish:*
Black (suffix R5)
Bright White (suffix 118)
Medium Grey (suffix R6)

*Leg/grommet finishes:*
Anodized Aluminum (suffix A)
Jet Black (suffix 111)
Medium Metallic Grey (suffix 612)

*Glides:*
Glides (suffix G)

### Features

*C-Leg tables/T-Leg tables:*
C-Leg and T-Leg tables combine Propeller table features with more leg space. Tables have either two C-Legs or two T-Legs. 24″d and 30″d training tables C-Legs are mounted to the rear. T-Legs are centered. All legs are positioned at 3⅞″ from table edge on the depth side. Tables have identical wire management and ganging capabilities as standard training tables.

*Note:*
**C-Leg and T-Leg tables are available with glides only.**

*Maintenance:*
See pages 14.

*Note:*
Propeller tables are Greenguard certified.

*Connecting tables:*
Each rectangular table includes four connector plates and two connector bars to connect rectangular tables to each other on any side. When not needed, connectors may be stored in additional black plastic storage port attached underneath table tops.



### Electrical

*Grommet Options: ($31 per cutout)*
Tables may be specified with zero, one or two grommets. All grommets are 3¼″ in diameter. Optional grommet-mounted power receptacles available, see page 118.

No grommet (suffix Y)
Single grommet, left, mid-depth (BG)
Two grommets, left & right, front (DR), (DL), (DG)
Two grommets, left & right, mid-depth (AG)
Single grommet, center, front (ER), (EL), (EG)
Single grommet, center, right (HG)
* AG, BG not available on 18″ deep tables

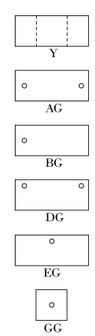


*Sequence Options: ($31 per cutout)*
Tables may be specified with zero, one or two cutouts. All sequence cutouts are 2½″ x 6″. Sequence is available on 24″ and 30″ deep Rectangular C-leg tables only. 36″, 42″ and 48″ wide tables, ES location only; 72″ wide tables, DS location only.

No Sequence (Y)
Single Sequence, center, front (ES)
Two Sequence, left & right, front (DS)

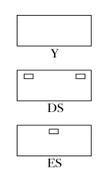


*Small Plexus Options: ($31 per cutout)*
Tables may be specified with zero, one or two cutouts. All small Plexus cutouts are 6⅞″-6¼″. Small Plexus is available on 24″ and 30″ tables only. 36″, 42″, 48″ and 60″ wide tables, ES location only.

No Small Plexus (Y)
Single Small Plexus, center, front (ESP)
Two Small Plexus, right & left, front (DSP)

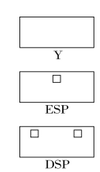


*Plexus options: ($31 per cutout)*
*Plexus Box not available
For no Plexus (Y)
For medium Plexus, center, mid-depth (GM)
For medium Plexus, left & right, mid-depth (AM)
For medium Plexus, center, front (EM), (DR), (DL)
For medium Plexus, left & right, front (DM), (ER), (EL)

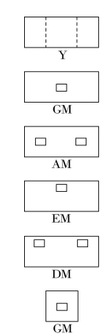

# Emanuela Frattini
## *Propeller® Training Table Series*
## *Returns with C-Legs and T-Legs*

*Designer(s):*
Emanuela Frattini, 1994

| | description | w | d | h | leg type | clearance between legs | table weight (lbs.) |
|---|---|---|---|---|---|---|---|
| | **P2-I** Rectangular desk for return attachment with C-Legs/T-Legs - 2 legs | 48″ | 18″ | 28½″ | C-Legs | 34½″ | 36 |
| | | 60″ | 18″ | 28½″ | C-Legs | 46½″ | 38 |
| | | 72″ | 18″ | 28½″ | C-Legs | 58½″ | 40 |
| | | 36″ | 24″ | 28½″ | C-Legs | 22½″ | 45 |
| | | 60″ | 24″ | 28½″ | C-Legs | 46½″ | 76 |
| | | 72″ | 24″ | 28½″ | C-Legs | 58½″ | 86 |
| | | 36″ | 24″ | 28½″ | T-Legs | 22½″ | 45″ |
| | | 60″ | 24″ | 28½″ | T-Legs | 46½″ | 76 |
| | | 72″ | 24″ | 28½″ | T-Legs | 58½″ | 86 |
| | | 60″ | 30″ | 28½″ | C-Legs | 46½″ | 82 |
| | | 66″ | 30″ | 28½″ | C-Legs | 52½″ | 88 |
| | | 72″ | 30″ | 28½″ | C-Legs | 58½″ | 100 |
| | | 48″ | 30″ | 28½″ | T-Legs | 41¼″ | 62 |
| | | 60″ | 30″ | 28½″ | T-Legs | 46½″ | 82 |
| | | 66″ | 30″ | 28½″ | T-Legs | 52½″ | 88 |
| | | 72″ | 30″ | 28½″ | T-Legs | 58½″ | 100 |
| | | 72″ | 36″ | 28½″ | T-Legs | 52¾″ | 123 |
| | | 60″ | 36″ | 28½″ | T-Legs | 63¾″ | 109 |
| | **P2-J** Rectangular return/end table with C-Legs/T-Legs - 1 leg | 48″ | 18″ | 28½″ | C-Legs | 41¼″ | 95 |
| | | 60″ | 18″ | 28½″ | C-Legs | 53¼″ | 107 |
| | | 48″ | 24″ | 28½″ | C-Legs | 41¼″ | 53 |
| | | 60″ | 24″ | 28½″ | C-Legs | 53¼″ | 62 |
| | | 48″ | 24″ | 28½″ | T-Legs | 41¼″ | 53 |
| | | 60″ | 24″ | 28½″ | T-Legs | 53¼″ | 62 |
| | | 42″ | 30″ | 28½″ | C-Legs | 35¼″ | 56 |
| * | | 48″ | 30″ | 28½″ | C-Legs | 41¼″ | 62 |

| pattern no. | laminate/ flat edge | laminate/ molded edge | veneer/ flat edge | veneer/wood edge |
|---|---|---|---|---|
| **P2-I02 *** | $1,553. | $1,954. | $3,599. | $4,232. |
| **P2-I04 *** | 1,565. | 2,007. | 3,680. | 4,297. |
| **P2-I06 *** | 1,607. | 2,062. | 3,723. | 4,357. |
| **P2-I10 *** | 1,804. | 2,223. | 3,603. | 4,232. |
| **P2-I14** | 1,954. | 2,403. | 3,924. | 4,572. |
| **P2-I16** | 2,093. | 2,575. | 3,993. | 4,649. |
| **P2-I11 *** | 1,841. | 2,267. | 3,675. | 4,318. |
| **P2-I15** | 2,091. | 2,571. | 4,081. | 4,619. |
| **P2-I17** | 2,238. | 2,755. | 4,151. | 4,696. |
| **P2-I24** | 2,093. | 2,575. | 4,015. | 4,682. |
| **P2-I25** | 2,162. | 2,658. | 4,050. | 4,717. |
| **P2-I26** | 2,229. | 2,744. | 4,076. | 4,749. |
| **P2-I23 *** | 2,102. | 2,557. | 4,076. | 4,741. |
| **P2-I27** | 2,244. | 2,730. | 4,176. | 4,850. |
| **P2-I28** | 2,311. | 2,816. | 4,211. | 4,885. |
| **P2-I29** | 2,381. | 2,775. | 4,238. | 4,708. |
| **P2-I36** | 2,417. | 2,915. | 4,329. | 5,028. |
| **P2-I34** | 2,341. | 2,744. | 4,235. | 4,918. |
| **P2-J02 *** | 1,046. | 1,283. | 3,599. | 4,232. |
| **P2-J04 *** | 1,160. | 1,426. | 3,680. | 4,297. |
| **P2-J12 *** | 1,395. | 1,713. | 3,858. | 4,505. |
| **P2-J14** | 1,534. | 1,886. | 3,924. | 4,572. |
| **P2-J13*** | 1,410. | 1,731. | 3,896. | 4,551. |
| **P2-J15** | 1,551. | 1,906. | 3,964. | 4,619. |
| **P2-J21 *** | 1,461. | 1,798. | 3,891. | 4,529. |
| **P2-J22 *** | 1,534. | 1,886. | 3,918. | 4,572. |

### Order Code

| | |
|---|---|
| *Example:* | **P2-I36-SL-4-Y-612** |
| **P2-I36** | 72″ x 36″ rectangular desk, t-legs |
| **SL** | Slate laminate |
| **4** | Light Grey edgeband |
| **Y** | No grommet |
| **612** | Medium Metallic Grey legs |

| | |
|---|---|
| *Example:* | **P2-J12-SL-5-Y-J** |
| **P2-J12** | 24″ x 48″ return, C-Legs |
| **SL** | Slate laminate |
| **R5** | Black edgeband |
| **Y** | No grommets |
| **612** | Medium Metallic Grey legs |

*Specify:*

1. Pattern number
2. Top finish selection
3. Edgeband selection
4. Grommet option
5. Leg/grommet finish

### Finishes

*Colored laminate finishes:*
Bright White (suffix 118)
Brushed Aluminum (suffix LJ)
Brushed Sand (suffix 122)
Fog (suffix 128)
Folkstone Grey (suffix 114)
Jet Black (suffix 111)
Light Grey (suffix L)
Micro Grey (suffix 121)
Micro Sand (suffix 129)
Pumice (suffix 119)
Slate (suffix SL)
Soft Grey (suffix 117)

*Woodgrain laminate finishes:*
Deep Cherry (suffix DC)
Medium Cherry (suffix 124)
Natural Cherry (suffix 126)
Natural Maple (suffix 125)
Pearwood (suffix PA)
Walnut (suffix 127)

*Veneer top/edge finishes:*
American Cherry (suffix X)
Bronzed Cherry (suffix V312)
Brown Oak (suffix V427)
Burnt Walnut (suffix V313)
Chalk Oak (suffix V421)
Ebonized Walnut (suffix D)
Graphite Oak (suffix V513)
Light Cherry (suffix V315)
Light Oak (suffix V423)

*Veneer top/edge finishes, continued:*
Maple (suffix K)
Medium Red Mahogany (suffix Z)
Natural Beech (suffix B)
Old English Walnut (V417)
Warm Brown Walnut (suffix J)

*Molded edgeband finishes:*
Spring Green (suffix 1)
Light Grey (suffix 4)
Medium Grey (suffix 5)
Black (suffix 6)

*Flat edgeband finish:*
Black (suffix R5)
Bright White (suffix 118)
Medium Grey (suffix R6)

*Leg/grommet finishes:*
Anodized Aluminum (suffix A)
Jet Black (suffix 111)
Medium Metallic Grey (suffix 612)

*Glides:*
Glides (suffix G)

*Maintenance:*
See pages 14.

### Features

*C-Leg tables/T-Leg desks and returns:*
C-Leg and T-Leg desks and returns combine Propeller table features with more leg space. 24″d and 30″d tables have C-Legs mounted to the rear, 36″d tables have centered T-Legs. Legs are positioned at 3⅞″ from table edge on the depth side.

*Connecting tables:*
Connector plates have to be field-installed.

*Note:*
Propeller tables are Greenguard certified.

*Desk for return attachment:*
To create an L-shaped desk configuration, specify a desk for return attachment plus a 24″ or 30″ deep end table/return. The fifth connector on rectangular desks can be positioned non-handedly to connect a return perpendicularly off the desk. Connector has to be field-installed. Returns simply attach with standard connector bars.

### Electrical

*Grommet Options: ($31 per cutout)*
Tables may be specified with zero, one or two grommets. All grommets are 3¼″ in diameter. Optional grommet-mounted power receptacles available, see page 118.

No grommet (suffix Y)
Single grommet, left, mid-depth (BG)
Two grommets, left & right, front (DR), (DL), (DG)
Two grommets, left & right, mid-depth (AG)
Single grommet, center, front (ER), (EL), (EG)
Single grommet, center, right (HG)
* AG, BG not available on 18″ deep tables

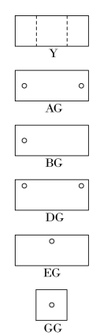


*Sequence Options: ($31 per cutout)*
Tables may be specified with zero, one or two cutouts. All sequence cutouts are 2½″ x 6″. Sequence is available on 24″ and 30″ deep Rectangular tables only. 36″, 42″ and 48″ wide tables, ES location only; 72″ wide tables, DS location only.

No Sequence (Y)
Single Sequence, center, front (ES)
Two Sequence, left & right, front (DS)

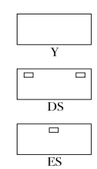


*Small Plexus Options: ($31 per cutout)*
Tables may be specified with zero, one or two cutouts. All small Plexus cutouts are 6⅞″-6¼″. Small Plexus is available on 24″ and 30″ tables only. 36″, 42″, 48″ and 60″ wide tables, ES location only.

No Small Plexus (Y)
Single Small Plexus, center, front (ESP)
Two Small Plexus, right & left, front (DSP)

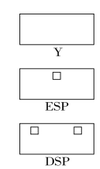


*Plexus options: ($31 per cutout)*
* Plexus Box not available
For no Plexus (Y)
For medium Plexus, center, mid-depth (GM)
For medium Plexus, left & right, mid-depth (AM)
For medium Plexus, center, front (EM), (DR), (DL)
For medium Plexus, left & right, front (DM), (ER), (EL)

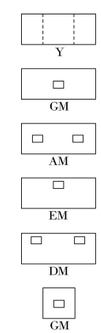

# Emanuela Frattini
## *Propeller® Training Table Series*
## *Returns with C-Legs and T-Legs*

*Designer(s):*
Emanuela Frattini, 1994

| | description | w | d | h | leg type | clearance between legs | table weight (lbs.) |
|---|---|---|---|---|---|---|---|
| | **P2-J** Rectangular return/end table with C-Legs/T-Legs - 1 leg | 60″ | 30″ | 28½″ | C-Legs | 53¼″ | 68 |
| | | 48″ | 30″ | 28½″ | T-Legs | 41¼″ | 62 |
| | | 60″ | 30″ | 28½″ | T-Legs | 53¼″ | 68 |
| | | 48″ | 36″ | 28½″ | T-Legs | 41⅜″ | 76 |
| | | 60″ | 36″ | 28½″ | T-Legs | 51⅞″ | 90 |

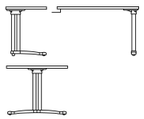

| pattern no. | laminate/ flat edge | laminate/ molded edge | veneer/ flat edge | veneer/wood edge |
|---|---|---|---|---|
| **P2-J24** | $1,673. | $2,056. | $4,015. | $4,682. |
| **P2-J23 *** | 1,613. | 1,966. | 3,998. | 4,658. |
| **P2-J27** | 1,752. | 2,137. | 4,095. | 4,769. |
| **P2-J32 *** | 1,673. | 2,056. | 4,147. | 4,816. |
| **P2-J34** | 1,812. | 2,227. | 4,235. | 4,918. |

*

### Order Code

| *Example:* | **P2-I36-SL-4-Y-612** |
|---|---|
| **P2-I36** | 72″ x 36″ rectangular desk, t-legs |
| **SL** | Slate laminate |
| **4** | Light Grey edgeband |
| **Y** | No grommet |
| **612** | Medium Metallic Grey legs |

| *Example:* | **P2-J12-SL-5-Y-J** |
|---|---|
| **P2-J12** | 24″ x 48″ return, C-Legs |
| **SL** | Slate laminate |
| **R5** | Black edgeband |
| **Y** | No grommets |
| **612** | Medium Metallic Grey legs |

*Specify:*

1. Pattern number
2. Top finish selection
3. Edgeband selection
4. Grommet option
5. Leg/grommet finish

### Finishes

*Colored laminate finishes:*
Bright White (suffix 118)
Brushed Aluminum (suffix LJ)
Brushed Sand (suffix 122)
Fog (suffix 128)
Folkstone Grey (suffix 114)
Jet Black (suffix 111)
Light Grey (suffix L)
Micro Grey (suffix 121)
Micro Sand (suffix 129)
Pumice (suffix 119)
Slate (suffix SL)
Soft Grey (suffix 117)

*Woodgrain laminate finishes:*
Deep Cherry (suffix DC)
Medium Cherry (suffix 124)
Natural Cherry (suffix 126)
Natural Maple (suffix 125)
Pearwood (suffix PA)
Walnut (suffix 127)

*Veneer top/edge finishes:*
American Cherry (suffix X)
Bronzed Cherry (suffix V312)
Brown Oak (suffix V427)
Burnt Walnut (suffix V313)
Chalk Oak (suffix V421)
Ebonized Walnut (suffix D)
Graphite Oak (suffix V513)
Light Cherry (suffix V315)
Light Oak (suffix V423)

*Veneer top/edge finishes, continued:*
Maple (suffix K)
Medium Red Mahogany (suffix Z)
Natural Beech (suffix B)
Old English Walnut (V417)
Warm Brown Walnut (suffix J)

*Molded edgeband finishes:*
Spring Green (suffix 1)
Light Grey (suffix 4)
Medium Grey (suffix 5)
Black (suffix 6)

*Flat edgeband finish:*
Black (suffix R5)
Bright White (suffix 118)
Medium Grey (suffix R6)

*Leg/grommet finishes:*
Anodized Aluminum (suffix A)
Jet Black (suffix 111)
Medium Metallic Grey (suffix 612)

*Glides:*
Glides (suffix G)

*Maintenance:*
See pages 14.

### Features

*C-Leg tables/T-Leg desks and returns:*
C-Leg and T-Leg desks and returns combine Propeller table features with more leg space. 24″d and 30″d tables have C-Legs mounted to the rear, 36″d tables have centered T-Legs. Legs are positioned at 3⅞″ from table edge on the depth side.

*Connecting tables:*
Connector plates have to be field-installed.

*Note:*
Propeller tables are Greenguard certified.

*Desk for return attachment:*
To create an L-shaped desk configuration, specify a desk for return attachment plus a 24″ or 30″ deep end table/return. The fifth connector on rectangular desks can be positioned non-handedly to connect a return perpendicularly off the desk. Connector has to be field-installed. Returns simply attach with standard connector bars.



### Electrical

*Grommet Options: ($31 per cutout)*
Tables may be specified with zero, one or two grommets. All grommets are 3¼″ in diameter. Optional grommet-mounted power receptacles available, see page 118.

No grommet (suffix Y)
Single grommet, left, mid-depth (BG)
Two grommets, left & right, front (DR), (DL), (DG)
Two grommets, left & right, mid-depth (AG)
Single grommet, center, front (ER), (EL), (EG)
Single grommet, center, right (HG)
* AG, BG not available on 18″ deep tables

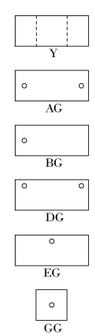


*Sequence Options: ($31 per cutout)*
Tables may be specified with zero, one or two cutouts. All sequence cutouts are 2½″ x 6″. Sequence is available on 24″ and 30″ deep Rectangular tables only. 36″, 42″ and 48″ wide tables, ES location only; 72″ wide tables, DS location only.

No Sequence (Y)
Single Sequence, center, front (ES)
Two Sequence, left & right, front (DS)

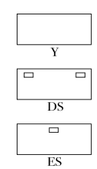


*Small Plexus Options: ($31 per cutout)*
Tables may be specified with zero, one or two cutouts. All small Plexus cutouts are 6⅞″-6¼″. Small Plexus is available on 24″ and 30″ tables only. 36″, 42″, 48″ and 60″ wide tables, ES location only.

No Small Plexus (Y)
Single Small Plexus, center, front (ESP)
Two Small Plexus, right & left, front (DSP)

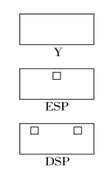


*Plexus options: ($31 per cutout)*
* Plexus Box not available
For no Plexus (Y)
For medium Plexus, center, mid-depth (GM)
For medium Plexus, left & right, mid-depth (AM)
For medium Plexus, center, front (EM), (DR), (DL)
For medium Plexus, left & right, front (DM), (ER), (EL)

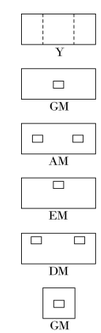

# Emanuela Frattini
## *Propeller® Training Table Series*
## *Flip-Top Tables with C-Legs and T-Legs*

*Designer(s):*
Emanuela Frattini, 2002

| | description | w | d | h | leg type | table weight (lbs.) |
|---|---|---|---|---|---|---|
| | **P6-C** Rectangular flip-top table with C-Legs/T-Legs 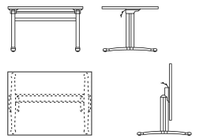 | 48″ | 18″ | 29″ | C-Legs | 71 |
| | | 60″ | 18″ | 29″ | C-Legs | 82 |
| | | 72 | 18″ | 29″ | C-Legs | 91 |
| | | 48″ | 24″ | 29″ | C-Legs | 73 |
| | | 60″ | 24″ | 29″ | C-Legs | 84 |
| | | 72″ | 24″ | 29″ | C-Legs | 96 |
| | | 48″ | 30″ | 29″ | C-Legs | 83 |
| | | 60″ | 30″ | 29″ | C-Legs | 97 |
| | | 72″ | 30″ | 29″ | C-Legs | 111 |
| | | 48″ | 36″ | 29″ | T-Legs | 95 |
| | | 60″ | 36″ | 29″ | T-Legs | 112 |
| | | 72″ | 36″ | 29″ | T-Legs | 126 |

| pattern no. | laminate/ flat edge | laminate/ molded edge | veneer/ flat edge | veneer/wood edge |
|---|---|---|---|---|
| **P6-C02** | $1,748. | $2,148. | $4,122. | $4,776. |
| **P6-C04** | 1,870. | 2,301. | 4,282. | 4,925. |
| **P6-C06** | 1,978. | 2,429. | 4,356. | 5,013. |
| **P6-C12** | 2,596. | 3,048. | 4,570. | 5,246. |
| **P6-C14** | 2,737. | 3,178. | 4,676. | 5,362. |
| **P6-C16** | 2,871. | 3,293. | 4,741. | 5,430. |
| **P6-C22** | 2,722. | 3,134. | 4,588. | 5,274. |
| **P6-C24** | 2,883. | 3,273. | 4,782. | 5,487. |
| **P6-C26** | 2,989. | 3,403. | 4,882. | 5,590. |
| **P6-C32** | 2,856. | 3,283. | 4,769. | 5,466. |
| **P6-C34** | 3,036. | 3,426. | 4,895. | 5,610. |
| **P6-C36** | 3,281. | 3,558. | 4,940. | 5,662. |

### Order Code

| *Example:* | **P6-C26-PA-R6-EG-A** |
|---|---|
| **P6-C26** | 72″ x 30″ flip-top with C-legs |
| **PA** | Pearwood laminate |
| **R6** | Medium Grey edgeband |
| **EG** | Single grommet, center back |
| **A** | Anodized Aluminum grommet and legs |

*Specify:*

1. Pattern number
2. Top finish selection
3. Edgeband selection
4. Grommet or Plexus option
5. Leg/grommet finish

*Colored laminate finishes:*
Bright White (suffix 118)
Brushed Aluminum (suffix LJ)
Brushed Sand (suffix 122)
Fog (suffix 128)
Folkstone Grey (suffix 114)
Jet Black (suffix 111)
Light Grey (suffix L)
Micro Grey (suffix 121)
Micro Sand (suffix 129)
Pumice (suffix 119)
Slate (suffix SL)
Soft Grey (suffix 117)

*Woodgrain laminate finishes:*
Deep Cherry (suffix DC)
Medium Cherry (suffix 124)
Natural Cherry (suffix 126)
Natural Maple (suffix 125)
Pearwood (suffix PA)
Walnut (suffix 127)

### Finishes

*Veneer top/edge finishes:*
American Cherry (suffix X)
Bronzed Cherry (suffix V312)
Brown Oak (suffix V427)
Burnt Walnut (suffix V313)
Chalk Oak (suffix V421)
Ebonized Walnut (suffix D)
Graphite Oak (suffix V513)
Light Cherry (suffix V315)
Light Oak (suffix V423)
Maple (suffix K)
Medium Red Mahogany (suffix Z)
Natural Beech (suffix B)
Old English Walnut (V417)
Warm Brown Walnut (suffix J)

*Molded edgeband finishes:*
Spring Green (suffix 1)
Light Grey (suffix 4)
Medium Grey (suffix 5)
Black (suffix 6)

*Flat edgeband finish:*
Black (suffix R5)
Bright White (suffix 118)
Medium Grey (suffix R6)

*Leg/grommet finishes:*
Anodized Aluminum (suffix A)
Jet Black (suffix 111)
Medium Metallic Grey (suffix 612)

*Note:*
Propeller tables are Greenguard certified.

*Maintenance:*
See pages14.

### Electrical

+ For more detailed information, consult the Electrical section of the Propeller Manual.

*Grommet Options: ($31 per cutout)*
Tables may be specified with zero, one or two grommets. All grommets are 3 1/4″ diameter. Optional grommet-mounted power receptacles available, see page 118.

No grommet (Y)
Single grommet, left, mid-depth (BG)
Two grommets, left and right, front (DG)
Two grommets, left and right, mid-depth (AG)
Single grommet, center, front (EG)
Singel grommet, center (GG)
* AG, BG not available on 18″ deep tables

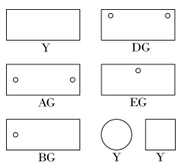


*Sequence Options: ($31 per cutout)*
Tables may be specified with zero, one or two cutouts. All sequence cutouts are 2 1/2″ x 6″. Sequence is available on 24″ and 30″ deep Rectangular flip-top tables with C-leg. 48″ wide tables, ES location only; 72″ wide tables, DS location only.

No Sequence (Y)
Single Sequence, center, front (ES)
Two Sequence, left & right, front (DS)

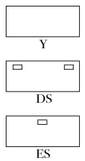


*Small Plexus Options: ($31 per cutout)*
Tables may be specified with zero, one or two cutouts. All small Plexus cutouts are 6 7/8″-6 1/4″. Small Plexus is available on 24″ and 30″ tables only. 36″, 42″, 48″ and 60″ wide tables, ESP location only.

No Small Plexus (Y)
Single Small Plexus, center, front (ESP)
Two Small Plexus, right & left, front (DSP)

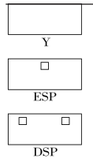


*Plexus options: ($31 per cutout)*
* Plexus Box not available
No Plexus (Y)
Single medium Plexus, center (GM)
Two medium Plexus, left and right, mid-depth (AM)

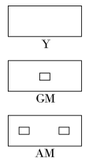


**Features:**

*Note:*
- Rectangular Fliptop tables can be specified with medium cordset Plexus or Transact
- Plexus options not available for 48″ wide tables
- Plexus options for 60″ and 72″ wide tables: (GM, AM)

*C-Leg/T-Leg Flip-Top Rectangular Tables:*
24″d and 30″d tables have C-Legs mounted to the rear, 36″d flip-top tables have centered T-Legs. Legs are positioned at 2 7/8″ from table edge on the depth side. Flip-Top tables can be ganged side to side or front to back to other flip-top or standard tables.

*Note:*
**Flip-Top tables are available with locking casters only.**

*Flip Mechanism:*
The Flip mechanism consists of black nylon glass-filled housing on both the C-Leg/T-Leg and the column base tables. The cross-member on rectangular tables is an aluminum extrusion that is anodized or painted to match the Propeller C-Leg/T-Leg. To operate, simply depress the mechanism to lower the table; to raise the table, lift the mechanism towards the table top. Flip-Top mechanism is pneumatic and easy to operate with one hand.

Wire management:
Vertical extrusion of C-Legs and T-Legs is 5″w x 2 1/4″ – same profile as conference leg profile. In horizontal position, Quadruplex monument or shallow plug in Plexus boxes can be used.

*Nesting:*
Flip-Top tables nest easily for compact storage. C-Leg and T-Leg Flip Tops allow the top to flip and nest as well as providing more leg space than a standard folding table. When nested, the tables are staggered. There is no limit to the number of tables that can be nested together.

*Example:*
Footprint area guideline C-Leg
48″ x 24″ C-Leg
- Two 48″ x 24″ C-Leg tables flipped and nested measure 51″ x 30 1/2″
- Three 48″ x 24″ C-Leg tables flipped and nested measure 54″ x 38 1/2″
- Six 48″ x 24″ C-Leg tables flipped and nested measure 63″ x 63″

*60″ x 30″ C-Leg*
- Two 60″ x 30″ C-Leg tables flipped and nested measure 63″ x 30 1/2″
- Three 60″ x 30″ C-Leg tables flipped and nested measure 66″ x 38 1/2″
- Six 60″ x 30″ C-Leg tables flipped and nested measure 75″ x 63″

72″ x 36″ T-Leg
*Footprint area guideline T-Leg*
- Two 72″ x 36″ T-Leg tables flipped and nested measure 75″ x 42″
- Three 72″ x 36″ T-Leg tables flipped and nested measure 78″ x 49 1/2″
- Six 72″ x 36″ T-Leg tables flipped and nested measure 87″ x 72″

*Shipping:*
C-Leg/T-Leg Flip-Top tables are shipped knocked down. The table top, flip mechanism, aluminum cross-member, and leg kit are
all shipped in separate boxes. Simple field assembly required.

*Nesting Diagrams Guideline:*

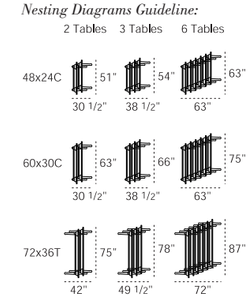

# Emanuela Frattini
## *Propeller® Training Table Series*
## *Adjustable Height Tables*

*Designer(s):*
Emanuela Frattini

| | description | w | d | h | table weight (lbs) |
|---|---|---|---|---|---|
| | **P8-CS** Height Adjustable Table, Pin-Set | 48″ | 24″ | 28″-42″ | 77 |
| | | 60″ | 24″ | 28″-42″ | 93 |
| | | 72″ | 24″ | 28″-42″ | 104 |
| | | 48″ | 30″ | 28″-42″ | 88 |
| | | 60″ | 30″ | 28″-42″ | 106 |
| | | 72″ | 30″ | 28″-42″ | 120 |
| | | 48″ | 36″ | 28″-42″ | 104 |
| | | 60″ | 36″ | 28″-42″ | 120 |
| | | 72″ | 36″ | 28″-42″ | 136 |
| | **P8-CE** Height Adjustable Table, Electrical | 48″ | 24″ | 28-43 ½″ | 103 |
| | | 60″ | 24″ | 28-43 ½″ | 114 |
| | | 72″ | 24″ | 28-43 ½″ | 125 |
| | | 48″ | 30″ | 28-43 ½″ | 111 |
| | | 60″ | 30″ | 28-43 ½″ | 124 |
| | | 72″ | 30″ | 28-43 ½″ | 139 |
| | **P8-CM** Height Adjustable Table, Manual | 48″ | 24″ | 28″-41″ | 98 |
| | | 60″ | 24″ | 28″-41″ | 103 |
| | | 72″ | 24″ | 28″-41″ | 114 |
| | | 48″ | 30″ | 28″-41″ | 100 |
| | | 60″ | 30″ | 28″-41″ | 113 |
| | | 72″ | 30″ | 28″-41″ | 128 |

| pattern no. | laminate/flat edge | laminate/molded edge | veneer/flat edge | veneer/wood edge |
|---|---|---|---|---|
| **P8-CS12** | $2,494. | $2,694. | $4,785. | $5,276. |
| **P8-CS14** | 2,598. | 2,797. | 4,905. | 5,389. |
| **P8-CS16** | 2,723. | 2,921. | 5,052. | 5,539. |
| **P8-CS22** | 2,598. | 2,801. | 4,910. | 5,397. |
| **P8-CS24** | 2,715. | 2,914. | 5,061. | 5,562. |
| **P8-CS26** | 2,848. | 3,047. | 5,200. | 5,704. |
| **P8-CS32** | 2,702. | 2,903. | 5,012. | 5,502. |
| **P8-CS34** | 2,817. | 3,017. | 5,165. | 5,663. |
| **P8-CS36** | 2,951. | 3,152. | 5,306. | 5,806. |
| **P8-CE12** | 4,637. | 4,787. | 6,837. | 7,301. |
| **P8-CE14** | 4,695. | 4,837. | 6,898. | 7,369. |
| **P8-CE16** | 4,747. | 4,885. | 6,971. | 7,446. |
| **P8-CE22** | 4,688. | 4,832. | 6,896. | 7,369. |
| **P8-CE24** | 4,750. | 4,890. | 6,994. | 7,478. |
| **P8-CE26** | 4,813. | 4,948. | 7,059. | 7,545. |
| **P8-CM12 *** | 3,437. | 3,586. | 5,633. | 6,101. |
| **P8-CM14 *** | 3,494. | 3,636. | 5,698. | 6,168. |
| **P8-CM16 *** | 3,546. | 3,682. | 5,769. | 6,243. |
| **P8-CM22 *** | 3,484. | 3,629. | 5,693. | 6,168. |
| **P8-CM24 *** | 3,551. | 3,690. | 5,792. | 6,276. |
| **P8-CM26 *** | 3,613. | 3,748. | 5,857. | 6,343. |

### Order Code

| | |
|---|---|
| *Example:* | **P8CE12-122-118Y-A** |
| **P8CE12** | Propeller Electrical Adjustable Table, 48 x 24 |
| **122** | Brushed Sand laminate |
| **118** | Bright White edgeband |
| **Y** | No grommet |
| **A** | Anodized legs |

*Specify:*

1. Pattern number
2. Top finish selection
3. Edgeband selection
4. Grommet, Plexus or Transact option
5. Leg/grommet finish

*Colored laminate finishes:*
Bright White (suffix 118)
Brushed Aluminum (suffix LJ)
Brushed Sand (suffix 122)
Fog (suffix 128)
Folkstone Grey (suffix 114)
Jet Black (suffix 111)
Light Grey (suffix L)
Micro Grey (suffix 121)
Micro Sand (suffix 129)
Pumice (suffix 119)
Slate (suffix SL)
Soft Grey (suffix 117)

*Woodgrain laminate finishes:*
Deep Cherry (suffix DC)
Medium Cherry (suffix 124)
Natural Cherry (suffix 126)
Natural Maple (suffix 125)
Pearwood (suffix PA)
Walnut (suffix 127)

### Finishes

*Veneer top/edge finishes:*
American Cherry (suffix X)
Bronzed Cherry (suffix V312)
Brown Oak (suffix V427)
Burnt Walnut (suffix V313)
Chalk Oak (suffix V421)
Ebonized Walnut (suffix D)
Graphite Oak (suffix V513)
Light Cherry (suffix V315)
Light Oak (suffix V423)
Maple (suffix K)
Medium Red Mahogany (suffix Z)
Natural Beech (suffix B)
Old English Walnut (V417)
Warm Brown Walnut (suffix J)

*Molded edgeband finishes:*
Spring Green (suffix 1)
Light Grey (suffix 4)
Medium Grey (suffix 5)
Black (suffix 6)

*Flat edgeband finish:*
Black (suffix R5)
Bright White (suffix 118)
Medium Grey (suffix R6)

*Leg/grommet finish:*
Anodized Aluminum (suffix A)
Jet Black (suffix 111)
Medium Metallic Grey (suffic 612)

*Note:*
Propeller tables are Greenguard certified.

### Electrical

*Grommet Options: ($31 per cutout)*
Tables may be specified with zero, one or two grommets. All grommets are 3 ¼″ diameter. Optional grommet-mounted power receptacles available, see page 118.

No grommet (suffix Y)
Center grommet (GG)
Mid-depth grommet, left & right (AG)
Two grommets, left & right, front (DG)
Single grommet, center, front (EG)
Back grommet, left (BGL)
Back grommet, right (BGR)

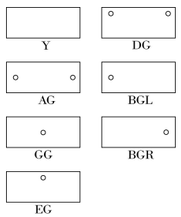


*Sequence Options: ($31 per cutout)*
Tables may be specified with zero, one or two cutouts. All sequence cutouts are 2 ½″ x 6″. Sequence is available on 24″ and 30″ deep tables only. 48″ wide tables, ES location only; 72″ wide tables, DS location only.

No Sequence (Y)
Single Sequence, center, front (ES)
Two Sequence, left & right, front (DS)

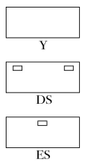


### Features

*Plexus options: ($31 per cutout)*
* Plexus Box not available
For no Plexus (Y)
For medium Plexus, center, mid-depth (GM)
For medium Plexus, left & right, mid-depth (AM)

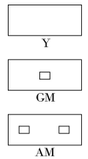


*Note:*
- Plexus box not available on manual mechanism tables.
- Plexus box available on electrical mechanism tables. 48″ wide tables take GM and EM configurations only.

Perfect for classrooms and office applications, adjustable height tables are ADA compliant and adjustable for sitting or standing while discreetly managing power and data cables. Table is available with either an electrical, hand crank mechanism or pin-set option. Electrical or hand crank height adjustable legs feature the Propeller C Leg design allowing for enhanced leg space and incorporating a vertical channel for wire management. Pin-set tables feature the T-Leg design.

*Note:*
**Adjustable Height Tables are available with glides only.**

*Manual Crank Mechanism:*
Propeller hand crank adjustable height tables include an intuitive manual mechanism that allows one person to raise and lower the table top from a height of 28″ to 41″. A discreet hand crank is located under the worksurface for easy access and operation. To operate simply pull the hand crank from under the table and rotate clockwise or counter clockwise to raise or lower. The crank can be readily interchanged between right and left hands.

*Pin-Set Mechanism:*
Propeller pin-set height adjustable tables include a manual height adjustment that requires a minimum of two people to raise and lower the table top from a height of 28″ to 42″ in one inch increments.

*Electrical Mechanism:*
Propeller electrical height adjustable table include an intuitive electric mechanism that allows one person to raise and lower the table top from a height of 28″ to 43 ½″. A discreet push button control panel is located at the front edge of the worksurface. To operate simply plug the power cord in to a receptacle and utilize the up and down arrows to raise and lower the worksurface. Three custom height presets are available when quickly interchanging between multiple users.

# Emanuela Frattini
## *Propeller® Training Table Series*
## *Rectangular Folding Tables and Dolly*

*Designer(s):*
Emanuela Frattini, 1994

| | description | w | d | h | clearance between legs w | clearance between legs d | table weight (lbs.) |
|---|---|---|---|---|---|---|---|
| | **P2-F** Folding table | 60″ | 24″ | 28½″ | 52″ | 13¾″ | 72 |
| | | 72″ | 24″ | 28½″ | 64″ | 13¾″ | 81 |
| | | 60″ | 30″ | 28½″ | 52″ | 19¾″ | 83 |
| | | 66″ | 30″ | 28½″ | 58″ | 19¾″ | 89 |
| | | 72″ | 30″ | 28½″ | 64″ | 19¾″ | 95 |
| | | 60″ | 36″ | 28½″ | 52″ | 25¾″ | 95 |
| | | 72″ | 36″ | 28½″ | 64″ | 25¾″ | 109 |
| | **P2-DOLLY** Table dolly with one handle | 60″ | 30″ | 32¼″ | | | |
| | | 72″ | 30″ | 32¼″ | | | |
| | | 60″ | 36″ | 32¼″ | | | |
| | | 72″ | 36″ | 32¼″ | | | |
| | **P2-DOLLY-H** Additional handle for table dolly | | | | | | |

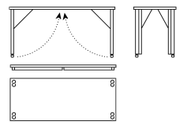

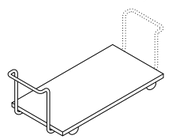

| pattern no. | table dolly | laminate/ flat edge | laminate/ molded edge | veneer/ flat edge | veneer/wood edge |
|---|---|---|---|---|---|
| **P2-F14** | | $1,881. | $2,313. | $4,081. | $4,754. |
| **P2-F16** | | 2,023. | 2,484. | 4,146. | 4,835. |
| **P2-F24** | | 2,023. | 2,484. | 4,188. | 4,888. |
| **P2-F25** | | 2,093. | 2,575. | 4,223. | 4,922. |
| **P2-F26** | | 2,162. | 2,658. | 4,251. | 4,958. |
| **P2-F34** | | 2,162. | 2,658. | 4,269. | 4,983. |
| **P2-F36** | | 2,301. | 2,828. | 4,365. | 5,090. |
| **P2-DOLLY24** | 1,487. | | | | |
| **P2-DOLLY26** | 1,661. | | | | |
| **P2-DOLLY34** | 1,661. | | | | |
| **P2-DOLLY36** | 1,834. | | | | |
| **P2-DOLLY-H** | 663. | | | | |

### Order Code

| *Example:* | **P2-F16-G-129-R6-Y-612** |
|---|---|
| **P2-F16** | 24″ x 72″ rectangle folding table |
| **G** | Glides |
| **129** | Micro Sand laminate |
| **R6** | Medium Grey edgeband |
| **Y** | No grommet |
| **612** | Medium Metallic Grey legs |

*Specify:*

1. Pattern number
2. Locking caster or glide selection
3. Top finish selection
4. Edgeband selection
5. Grommet option
6. Leg/grommet finish

### Finishes

*Colored laminate finishes:*
Bright White (suffix 118)
Brushed Aluminum (suffix LJ)
Brushed Sand (suffix 122)
Fog (suffix 128)
Folkstone Grey (suffix 114)
Jet Black (suffix 111)
Light Grey (suffix L)
Micro Grey (suffix 121)
Micro Sand (suffix 129)
Pumice (suffix 119)
Slate (suffix SL)
Soft Grey (suffix 117)

*Woodgrain laminate finishes:*
Deep Cherry (suffix DC)
Medium Cherry (suffix 124)
Natural Cherry (suffix 126)
Natural Maple (suffix 125)
Pearwood (suffix PA)
Walnut (suffix 127)

*Veneer top/edge finishes:*
American Cherry (suffix X)
Bronzed Cherry (suffix V312)
Brown Oak (suffix V427)
Burnt Walnut (suffix V313)
Chalk Oak (suffix V421)
Ebonized Walnut (suffix D)
Graphite Oak (suffix V513)
Light Cherry (suffix V315)
Light Oak (suffix V423)
Maple (suffix K)
Medium Red Mahogany (suffix Z)
Natural Beech (suffix B)
Old English Walnut (V417)
Warm Brown Walnut (suffix J)

*Molded edgeband finishes:*
Spring Green (suffix 1)
Light Grey (suffix 4)
Medium Grey (suffix 5)
Black (suffix 6)

*Flat edgeband finish:*
Black (suffix R5)
Bright White (suffix 118)
Medium Grey (suffix R6)

*Leg/grommet finishes:*
Anodized Aluminum (suffix A)
Jet Black (suffix 111)
Medium Metallic Grey (suffix 612)

*Glides/casters:*
Glides (suffix G)
Locking casters (suffix C)



### Electrical

+ For more detailed information, consult the Electrical section of the Propeller Manual.

*Grommet options: ($31 per cutout)*
Tables may be specified with zero, one or two grommets. All grommets are 3¼″ diameter . Optional grommet mounted power receptacles available, see page 118.

No grommet (suffix Y)
Single grommet, left, mid-depth (BG)
Two grommets, left and right, front (DG)
Two grommets, left and right, mid-depth (AG)
Single grommet, center, front (EG)
Single grommet, center, right (HG)

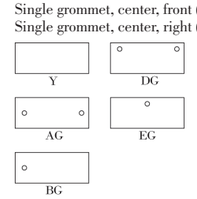


### Features

*Connecting tables:*
Each folding table, includes two connector bars to connect rectangular tops to each other on any side. When not needed, connectors store in ports at top of table leg.

*Table dollies:*
Table dollies can stack 5 folding tables. Red urethane edge is scuff resistant, bottom is medium grey laminate, handle is stainless steel. Wheels are self-lubricating steel bearings with puncture-proof and impact-resistant solid cushion tires, mounted on a polypropylene hub.

*Note:*
Height of Propeller table folded is 4⅞″.

*Maintenance:*
See pages 14.

*Note:*
Propeller tables are Greenguard certified.

# Emanuela Frattini
## *Propeller® Training Table Series*
## *Standing Height Tables*

*Designer(s):*
Emanuela Frattini, 1994

| | description | w | d | h | clearance between legs w | clearance between legs d | table weight (lbs.) | pattern no. | shelf | laminate/ flat edge | laminate/ molded edge | veneer/ flat edge | veneer/wood edge |
|---|---|---|---|---|---|---|---|---|---|---|---|---|---|
| | **P2-H** Standing height table | 48″ | 24″ | 38″ | 40″ | 13¾″ | 66 | **P2-H12 *** | | $1,461. | $1,798. | $3,552. | $4,187. |
| | | 60″ | 24″ | 38″ | 52″ | 13¾″ | 75 | **P2-H14** | | 1,604. | 1,972. | 3,617. | 4,254. |
| | | 72″ | 24″ | 38″ | 64″ | 13¾″ | 85 | **P2-H16** | | 1,742. | 2,142. | 3,689. | 4,329. |
| | | 48″ | 30″ | 38″ | 40″ | 19¾″ | 75 | **P2-H22 *** | | 1,604. | 1,972. | 3,629. | 4,269. |
| | | 60″ | 30″ | 38″ | 52″ | 19¾″ | 87 | **P2-H24** | | 1,742. | 2,142. | 3,723. | 4,382. |
| | | 72″ | 30″ | 38″ | 64″ | 19¾″ | 99 | **P2-H26** | | 1,881. | 2,313. | 3,789. | 4,451. |
| | | 48″ | 36″ | 38″ | 40″ | 25¾″ | 85 | **P2-H32 *** | | 1,742. | 2,142. | 3,865. | 4,523. |
| | | 60″ | 36″ | 38″ | 52″ | 25¾″ | 99 | **P2-H34** | | 1,881. | 2,313. | 3,953. | 4,625. |
| | | 72″ | 36″ | 38″ | 64″ | 25¾″ | 113 | **P2-H36** | | 2,023. | 2,376. | 4,046. | 4,529. |
| | **P2-K** Shelf for standing height table | for P2-H12 | | | | | | **P2-K12** | 602. | | | | |
| | | for P2-H14 | | | | | | **P2-K14** | 729. | | | | |
| | | for P2-H16 | | | | | | **P2-K16** | 857. | | | | |
| | | for P2-H22 | | | | | | **P2-K22** | 729. | | | | |
| | | for P2-H24 | | | | | | **P2-K24** | 857. | | | | |
| | | for P2-H26 | | | | | | **P2-K26** | 987. | | | | |
| | | for P2-H32 | | | | | | **P2-K32** | 857. | | | | |
| | | for P2-H34 | | | | | | **P2-K34** | 987. | | | | |
| | | for P2-H36 | | | | | | **P2-K36** | 1,112. | | | | |

### Order Code

| | |
|---|---|
| *Example:* | **P2-H26-G-111-5-AG-612** |
| **P2-H26** | 72″ x 30″ standing height table |
| **G** | Glides |
| **111** | Jet Black laminate |
| **5** | Medium Grey edgeband |
| **AG** | 2 grommets, mid-depth |
| **612** | Medium Metallic Grey grommets and legs |
| *Example:* | **P2-K26-A** |
| **P2-K26** | Shelf for 72″ x 30″ standing height table |
| **A** | Aluminum shelf finish |

*Specify:*

1. Pattern number
2. Locking caster or glide selection
3. Top finish selection
4. Edgeband selection
5. Grommet/Plexus option
6. Grommet and leg finish

*Specify shelf:*

7. Pattern number
8. Shelf finish

### Finishes

*Colored laminate finishes:*
Bright White (suffix 118)
Brushed Aluminum (suffix LJ)
Brushed Sand (suffix 122)
Fog (suffix 128)
Folkstone Grey (suffix 114)
Jet Black (suffix 111)
Light Grey (suffix L)
Micro Grey (suffix 121)
Micro Sand (suffix 129)
Pumice (suffix 119)
Slate (suffix SL)
Soft Grey (suffix 117)

*Woodgrain laminate finishes:*
Deep Cherry (suffix DC)
Medium Cherry (suffix 124)
Natural Cherry (suffix 126)
Natural Maple (suffix 125)
Pearwood (suffix PA)
Walnut (suffix 127)

*Veneer top/edge finishes:*
American Cherry (suffix X)
Bronzed Cherry (suffix V312)
Brown Oak (suffix V427)
Burnt Walnut (suffix V313)
Chalk Oak (suffix V421)
Ebonized Walnut (suffix D)
Graphite Oak (suffix V513)
Light Cherry (suffix V315)
Light Oak (suffix V423)
Maple (suffix K)
Medium Red Mahogany (suffix Z)
Natural Beech (suffix B)
Old English Walnut (V417)
Warm Brown Walnut (suffix J)

*Molded edgeband finishes:*
Spring Green (suffix 1)
Light Grey (suffix 4)
Medium Grey (suffix 5)
Black (suffix 6)

*Flat edgeband finish:*
Black (suffix R5)
Bright White (suffix 118)
Medium Grey (suffix R6)

*Leg/grommet finishes:*
Anodized Aluminum (suffix A)
Jet Black (suffix 111)
Medium Metallic Grey (suffix 612)

*Glides/Casters:*
Glides (suffix G)
Locking Casters (suffix C)

### Electrical

+ For more detailed information, consult the Electrical section of the Propeller Manual.

*Grommet options: ($31 per cutout)*
Tables may be specified with zero, one, or two grommets. All grommets are 3¼″ diameter. Optional grommet mounted power receptacles available, see page 118.

No grommet (Y)
Single grommet, left, mid-depth (BG)
Two grommets, left and right, front (DG)
Two grommets, left and right, mid-depth (AG)
Single grommet, center, front (EG)
* AG, BG not available on 48″ wide tables

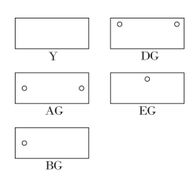


*Plexus options: ($31 per cutout)*
* Plexus Box not available
For no Plexus (Y)
For medium Plexus, center, mid-depth (GM)
For medium Plexus, left & right, mid-depth (AM)
For medium Plexus, center, front (EM)
For medium Plexus, left & right, front (DM)
* AM, DM available for 72″ wide tables only

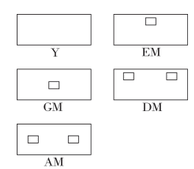


### Features

*Standing height tables:*
Use Standing Height Tables free-standing or connected to other Standing Height Tables. Two connectors provided with tables.

*Standing height table shelf:*
Optional shelf has to be specified separately. Shelf is retro-fittable.

*Shelf:*
Perforated metal shelf has rolled edges on all 4 sides. Powdercoat finish. Shelves are installed at 12″ below table top.

*Legs:*
Extruded aluminum construction with clear satin anodized finish or powder-coat finish. Wire management flipper strips are flexible PVC. Leg end caps are injection-molded, glass-filled nylon. Leg mounting plates are aluminum die-castings with a textured paint finish. Black ribbed nylon glide or black nylon caster.

*Maintenance:*
See pages 14.

*Note:*
Propeller tables are Greenguard certified.

# Emanuela Frattini
## *Propeller® Column Base Tables*
## *Round and Square Tables*

*Designer(s):*
Emanuela Frattini, 1999

| description | w | d | h | weight | base | pattern no. | laminate/ flat edge | laminate/ molded edge | laminate/ ½″ wood edge | veneer/ flat edge | veneer/ ¼″ wood edge |
|---|---|---|---|---|---|---|---|---|---|---|---|
| **P2-Y** Propeller round column base table | 42″ | | 28½″ | 71 | 4-star | **P2-Y42** | $1,741. | $2,002. | | $3,692. | $5,266. |
| | 48″ | | 28½″ | 85 | 4-star | **P2-Y48** | 1,758. | 2,011. | | 3,785. | 5,350. |
| **P3-J** Propeller round column base table | 42″ | | 28½″ | 71 | 4-star | **P3-J42** | | | 4,576. | | |
| | 48″ | | 28½″ | 85 | 4-star | **P3-J48** | | | 4,744. | | |
| **P2-X** Propeller square column base table | 30″ | 30″ | 28½″ | 53 | 4-star | **P2-X30** | 1,341. | 1,648. | | 3,081. | 4,007. |
| | 36″ | 36″ | 28½″ | 67 | 4-star | **P2-X36** | 1,461. | 1,796. | | 3,193. | 4,117. |
| | 42″ | 42″ | 28½″ | 83 | 4-star | **P2-X42** | 1,585. | 1,947. | | 3,420. | 4,360. |
| | 48″ | 48″ | 28½″ | 102 | 4-star | **P2-X48** | 1,707. | 2,099. | | 3,442. | 4,229. |
| **P3-L** Propeller square column base table | 30″ | 30″ | 28½″ | 53 | 4-star | **P3-L30** | | | 3,481. | | |
| | 36″ | 36″ | 28½″ | 67 | 4-star | **P3-L36** | | | 3,506. | | |
| | 42″ | 42″ | 28½″ | 83 | 4-star | **P3-L42** | | | 3,328. | | |
| | 48″ | 48″ | 28½″ | 102 | 4-star | **P3-L48** | | | 3,497. | | |

### Order Code

| *Example:* | **P2-X30-117-1-Y-A** |
|---|---|
| **P2-X30** | Propeller 30″ square table, 4-star base |
| **117** | Soft Grey laminate |
| **1** | Spring Green edgeband |
| **Y** | No grommet |
| **A** | Anodized Aluminum base |

*Specify:*

1. Pattern number
2. Top finish
3. Edge band selection (except for wood top with wood edge)
4. Grommet option
5. Leg/grommet finish

### Ordering Information

*Colored laminate finishes:*
Bright White (suffix 118)
Brushed Aluminum (suffix LJ)
Brushed Sand (suffix 122)
Fog (suffix 128)
Folkstone Grey (suffix 114)
Jet Black (suffix 111)
Light Grey (suffix L)
Micro Grey (suffix 121)
Micro Sand (suffix 129)
Pumice (suffix 119)
Slate (suffix SL)
Soft Grey (suffix 117)

*Wood grain laminate finishes:*
Deep Cherry (suffix DC)
Medium Cherry (suffix 124)
Natural Cherry (suffix 126)
Natural Maple (suffix 125)
Pearwood (suffix PA)
Walnut (suffix 127)

*Veneer top/edge finishes:*
American Cherry (suffix X)
Bronzed Cherry (suffix V312)
Brown Oak (suffix V427)
Burnt Walnut (suffix V313)
Chalk Oak (suffix V421)
Ebonized Walnut (suffix D)
Graphite Oak (suffix V513)
Light Cherry (suffix V315)
Light Oak (suffix V423)
Maple (suffix K)
Medium Red Mahogany (suffix Z)
Natural Beech (suffix B)
Old English Walnut (V417)
Warm Brown Walnut (suffix J)

*Molded edgeband finishes:*
Black (suffix 6)
Light Grey (suffix 4)
Medium Grey (suffix 5)
Spring Green (suffix 1)

*Flat edgeband finish:*
Black (suffix R5)
Bright White (suffix 118)
Medium Grey (suffix R6)

*Grommet and leg finishes:*
Aluminum (suffix A)
Jet Black (suffix 111)
Medium Metallic Grey (suffix 612)



### Electrical

+ For more detailed information, consult the Electrical section of the Propeller Manual.

*Grommet options: ($31 per cutout)*
Tables may be specified with zero, one or two grommets. All grommets are 3¼″ diameter. Optional grommet mounted power receptacles available, see page 118 for details.

No grommet (suffix Y)
Single grommet, center (suffix GG)

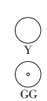


*Note:*
- Plexus box not available on column base tables.

### Specification Information

The column base of the tables has one integrated channel for wire management. Cables are laid behind a translucent PVC flipper strip and can be easily pulled out. Wires can be brought to the table top through an optional center grommet.

*Column profile:*

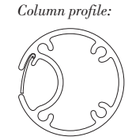

*Urethane table edge detail:*

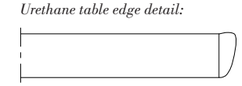

*Flat edgeband:*



*Wood Edge:*
Tables can be specified with either ¼″ wood edge with veneer top or ½″ wood edge with laminate top.

*Base:*
Extruded aluminum column with integrated wire management channel in anodized or powder-coat finish. Silver steel top attachment plate. Cast aluminum star-base with protective textured metallic surface coat matching the column color. Leveling low black nylon glides.

*Maintenance:*
See pages 14.

*Note:*
Propeller tables are Greenguard certified.

# Emanuela Frattini
## *Propeller® Conference Table Series*
## *Configurations and Product Information*

Below are only a few examples of suggested configurations using Propeller Conference tables and accessories.

The inherent flexibility of Propeller tables allows for diverse applications, ranging from setups for conference rooms to private offices and workstations.

**Conference table types**

P3-HL

P3-IL

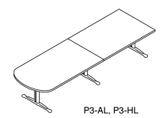
P3-AL, P3-HL

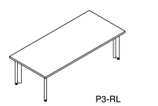
P3-RL

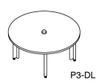
P3-DL

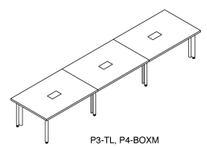
P3-TL, P4-BOXM

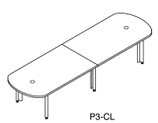
P3-CL

P3-AL

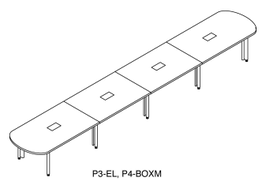
P3-EL, P4-BOXM

**Ordering**

*Specify:*
1. Pattern number
2. Caster or glide selection (table only).
3. Top finish selection
4. Edgeband selection
5. Grommet option (table and bridge only)
6. Leg/grommet finish

| | |
|---|---|
| **P3-RL** | Rectangular table, Std. legs |
| **P2-IL** | Rectangular desk return, C-Legs |
| **P3-AL** | Bullet conference table, T-legs<br>Bullet conference table, Std. legs |
| **P3-HL** | Rectangular table, T-Legs |
| **P3-IL** | Rounded rectangular table, T-Legs |
| **P3-J** | Round conference table, column base |

**Construction**

*Top:*
1 3/16″ thick, 3-ply, solid medium density fiberboard core with balanced backer sheet on bottom. Solid veneer or plastic laminate. Wood tops are cross veneered. Threaded inserts are die-cast zinc.

*Edges:*
All table edges are finished, allowing ganged tables to be separated and used individually. ABS flat edgeband and solid wood edge are available. On rectangular tables with wood edges, short sides have rectalinear edges for ganging, long side edges are chamferred.

*Long side edge detail:*
Solid wood



*Short side edge detail:*
Solid wood

*Flat edgeband:*
ABS flat edgeband, with integral color.

*Wood Edge Profiles:*
AutoStrada and Saarinen edge profiles are available as long side edge details. On rectangular tables with wood edges, short sides have rectilinear edges for ganging, long side edges are chamferred.

*Long side edge detail:*
AutoStrada profile = AE

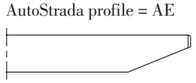

*Long side edge detail:*
Saarinen profile = SE

*Long side edge detail*
Propeller profile = PE





Below are a few examples of private office and workstation configurations using Propeller Conference tables and accessories. The possibilities of connecting tables and accessories are virtually unlimited.

All configurations utilize standard Propeller products which are grouped according to desired application. Coordination of finishes allows for cohesive aesthetic solutions.

**Conference area configurations**

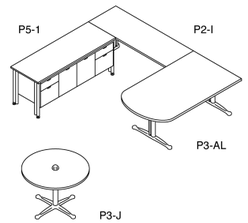


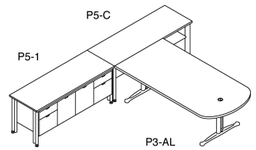


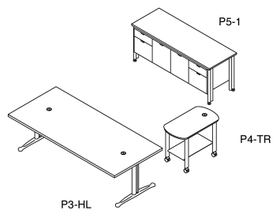


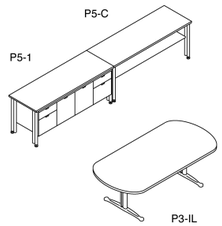


*Legs:*
Propeller's S-shaped conference leg incorporates two separate channels for power and communications wiring. Cables are laid behind flipper strips to meet UL code. Vertical leg is extruded aluminum construction with clear satin anodized or powder coat finish.Legs are 5″w x 2 1/4″d with 25% greater capacity than the training table leg. There are two types of Propeller Conference legs:
Standard Conference legs and T-Legs.

*Conference Leg section*



*Standard Conference legs:*
Leg mounting plates are steel stampings with powder-coat finish. Leg end caps are injection-molded, glass-filled nylon. Black plastic glide with 3/4″ levelling range or 2″ lockable black nylon caster.

*T-Legs:*
T-legs offer additional kneespace. Cast aluminum end plates with textured paint finish. Cast aluminum foot in textured metallic powder coat.

Conference Leg

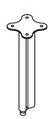

T-Leg

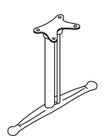

**Connecting Segments**

Underside of worksurface is pre-drilled with zinc inserts for freestanding or bridging leg position. Rectangular tops that are 78″ and wider cannot be shared between legs. Standard conference leg includes screws for attachment of mounting plate under worksurface. Tool free option allows reconfiguration using soft touch hand screws. Kit includes: 8 soft touch hand screws for 2 legs.

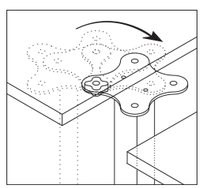

*Glides/casters:*
Glides and locking casters-black nylon.

*Electrical options:*
Electrical options include Grommet, Quadruplex and Plexus box. Please see Propeller Electrical section beginning on page 110.

*Shipping:*
Tops and legs are shipped separately. Legs ship knocked-down into foot plate and vertical assembly. Simple field assembly required.

# Emanuela Frattini
## *Propeller® Conference Table Series*
## *Round/Rounded Tables with Standard Legs*

*Designer(s):*
Emanuela Frattini, 1994

| | description | type | w | d | h | clearance between legs d | clearance between legs w | no. of legs included | top weight (lbs.) | pattern no. | laminate/ flat edge | laminate/ wood edge | veneer/ flat edge | veneer/ wood edge (PE) | veneer/wood edge (AE, SE) |
|---|---|---|---|---|---|---|---|---|---|---|---|---|---|---|---|
| | **P3-DL** Round table, with legs | | 48″ | | 28½″ | 28½″ | | 4 | 59 | **P3-DL48** | $2,140. | $5,279. | $3,998. | $6,659. | $6,992. |
| | | | 54″ | | 28½″ | 33½″ | | 4 | 75 | **P3-DL54** | 2,607. | 5,733. | 4,584. | 7,222. | 7,584. |
| | | | 60″ | | 28½″ | 39″ | | 4 | 92 | **P3-DL60** | 2,611. | 5,862. | 4,747. | 7,463. | 7,836. |
| | **P3-ML** Rounded square table, with legs | | 42″ | 42″ | 28½″ | 20½″ | | 4 | 47 | **P3-ML42** | 2,584. | 5,665. | 5,289. | 7,773. | 8,163. |
| | | | 48″ | 48″ | 28½″ | 25½″ | | 4 | 62 | **P3-ML48** | 2,596. | 5,793. | 5,320. | 8,003. | 8,403. |
| | | | 54″ | 54″ | 28½″ | 30½″ | | 4 | 80 | **P3-ML54** | 2,722. | 5,921. | 5,533. | 8,236. | 8,647. |
| | | | 60″ | 60″ | 28½″ | 35½″ | | 4 | 99 | **P3-ML60** | 2,781. | 6,051. | 5,709. | 8,467. | 8,891. |
| | **P3-NL** Rounded rectangular table, with legs | | 60″ | 42″ | 28½″ | 27¼″ | 25″ | 4 | 74 | **P3-NL44** | 2,717. | 6,599. | 5,976. | 9,203. | 9,661. |
| | | | 66″ | 42″ | 28½″ | 33¼″ | 25″ | 4 | 82 | **P3-NL46** | 2,795. | 6,779. | 6,080. | 9,324. | 9,791. |
| | | | 72″ | 42″ | 28½″ | 39¼″ | 25″ | 4 | 90 | **P3-NL48** | 2,797. | 6,960. | 6,092. | 9,443. | 9,916. |
| | | | 78″ | 42″ | 28½″ | 45¼″ | 25″ | 4 | 98 | **P3-NL50** | 2,802. | 7,138. | 6,237. | 9,564. | 10,041. |
| | | | 84″ | 42″ | 28½″ | 51¼″ | 25″ | 4 | 106 | **P3-NL52** | 2,805. | 7,319. | 6,252. | 9,685. | 10,170. |
| | | | 90″ | 42″ | 28½″ | 57¼″ | 25″ | 4 | 115 | **P3-NL54** | 2,808. | 7,499. | 6,441. | 9,801. | 10,293. |
| | | | 96″ | 42″ | 28½″ | 63¼″ | 25″ | 4 | 123 | **P3-NL56** | 2,814. | 7,680. | 6,452. | 9,924. | 10,423. |
| | | | 60″ | 48″ | 28½″ | 28¼″ | 25″ | 4 | 83 | **P3-NL64** | 2,791. | 6,960. | 5,998. | 9,436. | 9,908. |
| | | | 66″ | 48″ | 28½″ | 34¼″ | 25″ | 4 | 92 | **P3-NL66** | 2,797. | 7,138. | 6,097. | 9,555. | 10,034. |
| | | | 72″ | 48″ | 28½″ | 40¼″ | 25″ | 4 | 102 | **P3-NL68** | 2,802. | 7,319. | 6,115. | 9,677. | 10,159. |
| | | | 78″ | 48″ | 28½″ | 46¼″ | 25″ | 4 | 111 | **P3-NL70** | 2,805. | 7,499. | 6,259. | 9,796. | 10,287. |
| | | | 84″ | 48″ | 28½″ | 52¼″ | 25″ | 4 | 120 | **P3-NL72** | 2,809. | 7,680. | 6,278. | 9,915. | 10,409. |
| | | | 90″ | 48″ | 28½″ | 58¼″ | 25″ | 4 | 130 | **P3-NL74** | 2,814. | 7,859. | 6,467. | 10,036. | 10,537. |
| | | | 96″ | 48″ | 28½″ | 64¼″ | 25″ | 4 | 139 | **P3-NL76** | 2,818. | 8,038. | 6,483. | 10,156. | 10,664. |
| | | | 72″ | 60″ | 28½″ | 41¼″ | 27″ | 4 | 126 | **P3-NL88** | 3,001. | 7,859. | 6,556. | 10,017. | 10,518. |
| | | | 78″ | 60″ | 28½″ | 47¼″ | 27″ | 4 | 138 | **P3-NL90** | 3,006. | 8,038. | 6,577. | 10,138. | 10,646. |
| | | | 84″ | 60″ | 28½″ | 53¼″ | 27″ | 4 | 149 | **P3-NL92** | 3,010. | 8,208. | 6,727. | 10,252. | 10,764. |
| | | | 90″ | 60″ | 28½″ | 59¼″ | 27″ | 4 | 161 | **P3-NL94** | 3,015. | 8,380. | 6,749. | 10,365. | 10,882. |
| | | | 96″ | 60″ | 28½″ | 65¼″ | 27″ | 4 | 173 | **P3-NL96** | 3,018. | 8,554. | 6,852. | 10,473. | 10,997. |

### Order Code

| *Example:* | **P3-NL44-C-K-SE-AG-A** |
|---|---|
| **P3-NL44** | 60″ x 42″ rounded rectangle table |
| **C** | Locking casters |
| **K** | Maple veneer top |
| **SE** | Saarinen edge profile |
| **AG** | Left and right grommets, mid-depth |
| **A** | Anodized grommets |

*Specify:*

1. Pattern number
2. Locking caster or glide selection
3. Top finish selection
4. Edgeband selection
5. Edge profile option (veneer/wood edge only)
6. Grommet/Plexus cutout option
7. Grommet/leg finish

### Finishes

*Colored laminate top finishes:*
Bright White (suffix 118)
Brushed Aluminum (suffix LJ)
Brushed Sand (suffix 122)
Fog (suffix 128)
Folkstone Grey (suffix 114)
Jet Black (suffix 111)
Light Grey (suffix L)
Micro Grey (suffix 121)
Micro Sand (suffix 129)
Pumice (suffix 119)
Slate (suffix SL)
Soft Grey (suffix 117)

*Wood grain laminate finishes:*
Deep Cherry (suffix DC)
Medium Cherry (suffix 124)
Natural Cherry (suffix 126)
Natural Maple (suffix 125)
Pearwood (suffix PA)
Walnut (suffix 127)

*Veneer top/edge finishes:*
American Cherry (suffix X)
Bronzed Cherry (suffix V312)
Brown Oak (suffix V427)
Burnt Walnut (suffix V313)
Chalk Oak (suffix V421)
Ebonized Walnut (suffix D)
Graphite Oak (suffix V513)
Light Cherry (suffix V315)
Light Oak (suffix V423)
Maple (suffix K)
Medium Red Mahogany (suffix Z)
Natural Beech (suffix B)
Old English Walnut (V417)
Warm Brown Walnut (suffix J)

*Wood edge profiles:*
Autostrada edge (suffix AE)
Propeller edge (suffix PE)
Saarinen edge (suffix SE)

*Flat edgeband finish:*
Black (suffix R5)
Bright White (suffix 118)
Medium Grey (suffix R6)

*Leg and Grommet finishes:*
Andonized Aluminum (suffix A)
Jet Black (suffix 111)
Medium metallic Grey (suffix 612)



### Electrical

+ For more detailed information, consult the Electrical section of the Propeller Manual.

*Grommet options: ($43 per cutout)*
Tables may be specified with zero, one or two grommets. All grommets are 3¼″ in diameter. See page 40 for details. Optional grommet-mounted power receptacles available, see page 118.

No grommet (Y)
Single grommet, center, mid-depth (GG)
Two grommets, left & right, mid-depth (AG)
Single grommet, left, mid-depth (BG)

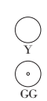


*Plexus Cutout Options: ($43 per cutout)*
Tables can be hardwired using pre-wired or empty boxes, or plugged in with plexus boxes with cordset. Tables may be specified with zero, one or two cutouts. To specify plexus box and for more information, see pages 110.

For no Plexus (Y)
For medium Plexus, center, mid-depth (GM)
For medium Plexus, left & right, mid-depth (AM) *
For medium double Plexus, center, mid-depth (GMD)
For medium double Plexus, left and right, mid-depth (AMD) *

**for rounded rectangular tables only*

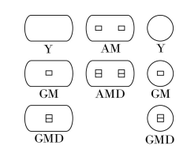


*Note:*
- Double Plexus AMD and GMD configurations not available on 42″ deep tables.
- Plexus box not available on 42″ square tables.
- Configurations AM, AMD and GJ not available on 48″, 54″ and 60″ square tables.
- **AM and AMD are not appropriate for stand alone tables or end segments.**

### Features

*Maintenance:*
See pages 14.

*Note:*
Propeller tables are Greenguard certified.

# Emanuela Frattini
## *Propeller® Conference Table Series*
## *Rounded Table with T-Legs*

*Designer(s):*
Emanuela Frattini, 1994

| description | top w | d | h | leg type | top weight (lbs.) |
|---|---|---|---|---|---|
| **P3-IL** Rounded rectangular table, T-Legs | 60″ | 42″ | 28½″ | T-Legs | 74 |
| | 66″ | 42″ | 28½″ | T-Legs | 82 |
| | 72″ | 42″ | 28½″ | T-Legs | 90 |
| | 78″ | 42″ | 28½″ | T-Legs | 98 |
| | 84″ | 42″ | 28½″ | T-Legs | 106 |
| | 90″ | 42″ | 28½″ | T-Legs | 115 |
| | 96″ | 42″ | 28½″ | T-Legs | 123 |
| | 60″ | 48″ | 28½″ | T-Legs | 83 |
| | 66″ | 48″ | 28½″ | T-Legs | 92 |
| | 72″ | 48″ | 28½″ | T-Legs | 102 |
| | 78″ | 48″ | 28½″ | T-Legs | 111 |
| | 84″ | 48″ | 28½″ | T-Legs | 120 |
| | 90″ | 48″ | 28½″ | T-Legs | 130 |
| | 96″ | 48″ | 28½″ | T-Legs | 139 |
| | 72″ | 60″ | 28½″ | T-Legs | 126 |
| | 78″ | 60″ | 28½″ | T-Legs | 138 |
| | 84″ | 60″ | 28½″ | T-Legs | 147 |
| | 90″ | 60″ | 28½″ | T-Legs | 161 |
| | 96″ | 60″ | 28½″ | T-Legs | 173 |

| pattern no. | laminate/ flat edge | laminate/ wood edge | veneer/ flat edge | veneer/ wood edge (PE) | veneer/wood edge (AE, SE) |
|---|---|---|---|---|---|
| **P3-IL44** | $3,099. | $6,599. | $6,360. | $9,203. | $9,661. |
| **P3-IL46** | 3,177. | 6,779. | 6,461. | 9,324. | 9,791. |
| **P3-IL48** | 3,183. | 6,960. | 6,476. | 9,443. | 9,916. |
| **P3-IL50** | 3,186. | 7,138. | 6,618. | 9,564. | 10,041. |
| **P3-IL52** | 3,191. | 7,319. | 6,635. | 9,685. | 10,170. |
| **P3-IL54** | 3,193. | 7,499. | 6,821. | 9,801. | 10,293. |
| **P3-IL56** | 3,199. | 7,680. | 6,837. | 9,924. | 10,423. |
| **P3-IL64** | 3,177. | 6,960. | 6,380. | 9,436. | 9,908. |
| **P3-IL66** | 3,182. | 7,138. | 6,481. | 9,555. | 10,034. |
| **P3-IL68** | 3,185. | 7,319. | 6,499. | 9,677. | 10,159. |
| **P3-IL70** | 3,189. | 7,499. | 6,642. | 9,796. | 10,287. |
| **P3-IL72** | 3,193. | 7,680. | 6,661. | 9,915. | 10,409. |
| **P3-IL74** | 3,197. | 7,859. | 6,850. | 10,036. | 10,537. |
| **P3-IL76** | 3,204. | 8,038. | 6,868. | 10,156. | 10,664. |
| **P3-IL88** | 3,385. | 7,859. | 6,939. | 10,017. | 10,518. |
| **P3-IL90** | 3,388. | 8,038. | 6,960. | 10,138. | 10,646. |
| **P3-IL92** | 3,396. | 8,208. | 7,108. | 10,252. | 10,764. |
| **P3-IL94** | 3,399. | 8,380. | 7,129. | 10,365. | 10,882. |
| **P3-IL96** | 3,402. | 8,554. | 7,235. | 10,473. | 10,997. |

### Order Code

| *Example:* | **P3-IL44-K-BG-612** |
|---|---|
| **P3-IL44** | 60″ x 42″ rounded rectangular table, T-Legs |
| **K** | Maple top |
| **BG** | Single grommet, left |
| **612** | Medium Metallic grommet and leg finish |

*Specify:*

1. Pattern number
2. Top finish selection
3. Edgeband selection
4. Edge profile option (veneer/wood edge only)
5. Grommet/Plexus cutout option
6. Grommet/leg finish

### Finishes

*Colored laminate top finishes:*
Bright White (suffix 118)
Brushed Aluminum (suffix LJ)
Brushed Sand (suffix 122)
Fog (suffix 128)
Folkstone Grey (suffix 114)
Jet Black (suffix 111)
Light Grey (suffix L)
Micro Grey (suffix 121)
Micro Sand (suffix 129)
Pumice (suffix 119)
Slate (suffix SL)
Soft Grey (suffix 117)

*Wood grain laminate finishes:*
Deep Cherry (suffix DC)
Medium Cherry (suffix 124)
Natural Cherry (suffix 126)
Natural Maple (suffix 125)
Pearwood (suffix PA)
Walnut (suffix 127)

*Veneer top/edge finishes:*
American Cherry (suffix X)
Bronzed Cherry (suffix V312)
Brown Oak (suffix V427)
Burnt Walnut (suffix V313)
Chalk Oak (suffix V421)
Ebonized Walnut (suffix D)
Graphite Oak (suffix V513)
Light Cherry (suffix V315)
Light Oak (suffix V423)
Maple (suffix K)
Medium Red Mahogany (suffix Z)
Natural Beech (suffix B)
Old English Walnut (V417)
Warm Brown Walnut (suffix J)

*Wood edge profiles:*
Autostrada edge (suffix AE)
Propeller edge (suffix PE)
Saarinen edge (suffix SE)

*Flat edgeband finish:*
Black (suffix R5)
Bright White (suffix 118)
Medium Grey (suffix R6)

*Leg and Grommet finishes:*
Anodized Aluminum (suffix A)
Jet Black (suffix 111)
Medium Metallic Grey (suffix 612)

*Glides/Casters:*
Glides (suffix G)



### Electrical

+ For more detailed information, consult the Electrical section of the Propeller Manual.

*Grommet options: ($43 per cutout)*
Tables may be specified with zero, one or two grommets. All grommets are 3¼″ in diameter. See page 40 for details. Optional grommet-mounted power receptacles available, see page 118.

No grommet (Y)
Single grommet, center, mid-depth (GG)
Two grommets, left & right, mid-depth (AG)
Single grommet, left, mid-depth (BG)

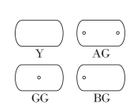


*Plexus Cutout Options: ($43 per cutout)*
Tables can be hardwired using pre-wired or empty boxes, or plugged in with plexus boxes with cordset. Tables may be specified with zero, one or two cutouts. To specify plexus box and for more information, see pages 110.

For no Plexus (Y)
For medium Plexus, center, mid-depth (GM)
For medium Plexus, left & right, mid-depth (AM)
For medium double Plexus, center, mid-depth (GMD)
For medium double Plexus, left & right, mid-depth (AMD)

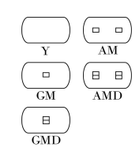


*Note:*
- Double Plexus AMD and GMD configurations not available on 42″ deep tables.
- **AM and AMD are not appropriate for stand alone tables or end segments.**

### Specification Information

*T-Leg conference tables:*
T-Leg conference tables provide more leg room for free-standing conference tables while still offering wire management capabilities. Each table has two T-Legs positioned at 10″ from rounded table edges.

*Connecting tables:*
Conference tables with T-Legs are free-standing and cannot be connected with legs. However, they may be joined with standard connecting hardware.

*Maintenance:*
See pages 14.

*Note:*
Propeller tables are Greenguard certified.

# Emanuela Frattini
## *Propeller® Conference Table Series*
## *Bullet Table with Standard Legs*

*Designer(s):*
Emanuela Frattini, 1994

| description | type | w | d | h | clearance btwn. legs w | clearance btwn. legs d | no. of legs incl. | top wgt (lbs.) |
|---|---|---|---|---|---|---|---|---|
| **P3-BL** Bullet table, with legs | | 54″ | 42″ | 28½″ | 25½″ | 25″ | 4 | 70 |
| | | 60″ | 42″ | 28½″ | 31½″ | 25″ | 4 | 78 |
| | | 66″ | 42″ | 28½″ | 37½″ | 25″ | 4 | 86 |
| | | 72″ | 42″ | 28½″ | 43½″ | 25″ | 4 | 94 |
| | | 78″ | 42″ | 28½″ | 49½″ | 25″ | 4 | 102 |
| | | 84″ | 42″ | 28½″ | 55½″ | 25″ | 4 | 111 |
| | | 90″ | 42″ | 28½″ | 61½″ | 25″ | 4 | 119 |
| | | 96″ | 42″ | 28½″ | 71¼″ | 25″ | 4 | 127 |
| | | 54″ | 48″ | 28½″ | 25½″ | 25″ | 4 | 79 |
| | | 60″ | 48″ | 28½″ | 31½″ | 25″ | 4 | 88 |
| | | 66″ | 48″ | 28½″ | 37½″ | 25″ | 4 | 98 |
| | | 72″ | 48″ | 28½″ | 43½″ | 25″ | 4 | 107 |
| | | 78″ | 48″ | 28½″ | 49½″ | 25″ | 4 | 116 |
| | | 84″ | 48″ | 28½″ | 55½″ | 25″ | 4 | 126 |
| | | 90″ | 48″ | 28½″ | 61½″ | 25″ | 4 | 135 |
| | | 96″ | 48″ | 28½″ | 71½″ | 25″ | 4 | 145 |
| | | 54″ | 60″ | 28½″ | 25½″ | 27″ | 4 | 98 |
| | | 60″ | 60″ | 28½″ | 31½″ | 27″ | 4 | 110 |
| | | 66″ | 60″ | 28½″ | 37½″ | 27″ | 4 | 122 |
| | | 72″ | 60″ | 28½″ | 43½″ | 27″ | 4 | 133 |
| | | 78″ | 60″ | 28½″ | 49½″ | 27″ | 4 | 145 |
| | | 84″ | 60″ | 28½″ | 55½″ | 27″ | 4 | 157 |
| | | 90″ | 60″ | 28½″ | 61½″ | 27″ | 4 | 168 |
| | | 96″ | 60″ | 28½″ | 72¼″ | 27″ | 4 | 180 |

| pattern no. | laminate/ flat edge | laminate/ wood edge | veneer/ flat edge | veneer/ wood edge (PE) | veneer/wood edge (AE, SE) |
|---|---|---|---|---|---|
| **P3-BL42** | $2,716. | $6,960. | $5,515. | $7,997. | $8,397. |
| **P3-BL44** | 2,719. | 7,044. | 5,531. | 8,143. | 8,550. |
| **P3-BL46** | 2,842. | 7,131. | 5,685. | 8,288. | 8,702. |
| **P3-BL48** | 2,846. | 7,214. | 5,701. | 8,431. | 8,854. |
| **P3-BL50** | 2,850. | 7,301. | 5,796. | 8,579. | 9,007. |
| **P3-BL52** | 2,856. | 7,388. | 5,813. | 8,726. | 9,160. |
| **P3-BL54** | 2,860. | 7,474. | 5,908. | 8,870. | 9,314. |
| **P3-BL56** | 2,864. | 7,557. | 5,927. | 9,017. | 9,469. |
| **P3-BL62** | 2,718. | 7,138. | 5,735. | 8,288. | 8,702. |
| **P3-BL64** | 2,723. | 7,222. | 5,755. | 8,431. | 8,854. |
| **P3-BL66** | 2,846. | 7,310. | 5,909. | 8,579. | 9,007. |
| **P3-BL68** | 2,850. | 7,395. | 5,929. | 8,726. | 9,160. |
| **P3-BL70** | 2,856. | 7,481. | 6,023. | 8,870. | 9,314. |
| **P3-BL72** | 2,858. | 7,568. | 6,044. | 9,017. | 9,469. |
| **P3-BL74** | 2,862. | 7,654. | 6,182. | 9,160. | 9,619. |
| **P3-BL76** | 2,869. | 7,736. | 6,199. | 9,308. | 9,772. |
| **P3-BL82** | 2,905. | 7,680. | 6,199. | 9,154. | 9,610. |
| **P3-BL84** | 2,913. | 7,764. | 6,217. | 9,298. | 9,763. |
| **P3-BL86** | 3,066. | 7,849. | 6,414. | 9,443. | 9,916. |
| **P3-BL88** | 3,070. | 7,935. | 6,559. | 9,590. | 10,069. |
| **P3-BL90** | 3,075. | 8,025. | 6,582. | 9,736. | 10,224. |
| **P3-BL92** | 3,080. | 8,108. | 6,682. | 9,879. | 10,374. |
| **P3-BL94** | 3,084. | 8,194. | 6,703. | 10,029. | 10,530. |
| **P3-BL96** | 3,090. | 8,277. | 6,725. | 10,173. | 10,682. |

### Order Code

| *Example:* | **P3-BL42-C-DC-R5-GG-A** |
|---|---|
| **P3-BL42** | 54″ x 42″ bullet table |
| **C** | Locking casters |
| **DC** | Deep Cherry laminate top |
| **R5** | Black edgeband |
| **GG** | Single grommet, center |
| **A** | Aluminum grommet and leg finish |

*Specify:*

1. Pattern number
2. Locking caster or glide selection
3. Top finish selection
4. Edgeband selection
5. Edge profile option (veneer/wood edge only)
6. Grommet/Plexus cutout option
7. Grommet/leg finish

### Finishes

*Colored laminate top finishes:*
Bright White (suffix 118)
Brushed Aluminum (suffix LJ)
Brushed Sand (suffix 122)
Fog (suffix 128)
Folkstone Grey (suffix 114)
Jet Black (suffix 111)
Light Grey (suffix L)
Micro Grey (suffix 121)
Micro Sand (suffix 129)
Pumice (suffix 119)
Slate (suffix SL)
Soft Grey (suffix 117)

*Wood grain laminate finishes:*
Deep Cherry (suffix DC)
Medium Cherry (suffix 124)
Natural Cherry (suffix 126)
Natural Maple (suffix 125)
Pearwood (suffix PA)
Walnut (suffix 127)

*Veneer top/edge finishes:*
American Cherry (suffix X)
Bronzed Cherry (suffix V312)
Brown Oak (suffix V427)
Burnt Walnut (suffix V313)
Chalk Oak (suffix V421)
Ebonized Walnut (suffix D)
Graphite Oak (suffix V513)
Light Cherry (suffix V315)
Light Oak (suffix V423)
Maple (suffix K)
Medium Red Mahogany (suffix Z)
Natural Beech (suffix B)
Old English Walnut (V417)
Warm Brown Walnut (suffix J)

*Wood edge profiles:*
Autostrada edge (suffix AE)
Propeller edge (suffix PE)
Saarinen edge (suffix SE)

*Flat edgeband finish:*
Black (suffix R5)
Bright White (suffix 118)
Medium Grey (suffix R6)

*Leg and Grommet finishes:*
Anodized Aluminum (suffix A)
Jet Black (suffix 111)
Medium Metallic Grey (suffix 612)

*Glides/Casters:*
Glides (suffix G)
Locking Casters (suffix C)

### Electrical

+ For more detailed information, consult the Electrical section of the Propeller Manual.

*Grommet options: ($43 per cutout)*
Tables may be specified with zero, one or two grommets. All grommets are 3¼″ in diameter, see page 40 for details. Optional grommet-mounted power receptacles available, see page 118.

No grommet (Y)
Single grommet, center, mid-depth (GG)
Two grommets, left & right, mid-depth (AG)
Single grommet, right, mid-depth (HG)
Single grommet, left, mid-depth (BG)

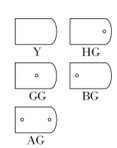


*Plexus Cutout Options: ($43 per cutout)*
Tables can be hardwired using pre-wired or empty boxes, or plugged in with plexus boxes with cordset. Tables may be specified with zero, one or two cutouts. To specify plexus box and for more information, see pages 110.

For no Plexus (Y)
For medium Plexus, center, mid-depth (GM)
For medium Plexus, left & right, mid-depth (AM)
For double medium Plexus, center, mid-depth (GMD)
For double medium Plexus, left & right, mid-depth (AMD)

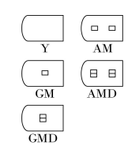


*Note:*
- Double Plexus AMD and GMD configurations not available on 42″ deep tables.
- **AM and AMD are not appropriate for stand alone tables or end segments.**

### Features

*Maintenance:*
See pages 14.

*Note:*
Propeller tables are Greenguard certified.

# Emanuela Frattini
## *Propeller® Conference Table Series*
## *Bullet Table with T-Legs*

*Designer(s):*
Emanuela Frattini, 1994

**P3-AL** Bullet conference table, T-Legs

| description | top w | d | h | leg type | top weight (lbs.) |
|---|---|---|---|---|---|
| | 54″ | 42″ | 28½″ | T-Legs | 70 |
| | 60″ | 42″ | 28½″ | T-Legs | 78 |
| | 66″ | 42″ | 28½″ | T-Legs | 86 |
| | 72″ | 42″ | 28½″ | T-Legs | 94 |
| | 78″ | 42″ | 28½″ | T-Legs | 102 |
| | 84″ | 42″ | 28½″ | T-Legs | 111 |
| | 90″ | 42″ | 28½″ | T-Legs | 119 |
| | 96″ | 42″ | 28½″ | T-Legs | 127 |
| | 54″ | 48″ | 28½″ | T-Legs | 79 |
| | 60″ | 48″ | 28½″ | T-Legs | 88 |
| | 66″ | 48″ | 28½″ | T-Legs | 98 |
| | 72″ | 48″ | 28½″ | T-Legs | 107 |
| | 78″ | 48″ | 28½″ | T-Legs | 116 |
| | 84″ | 48″ | 28½″ | T-Legs | 126 |
| | 90″ | 48″ | 28½″ | T-Legs | 135 |
| | 96″ | 48″ | 28½″ | T-Legs | 145 |
| | 54″ | 60″ | 28½″ | T-Legs | 98 |
| | 60″ | 60″ | 28½″ | T-Legs | 110 |
| | 66″ | 60″ | 28½″ | T-Legs | 122 |
| | 72″ | 60″ | 28½″ | T-Legs | 135 |
| | 78″ | 60″ | 28½″ | T-Legs | 145 |
| | 84″ | 60″ | 28½″ | T-Legs | 157 |
| | 90″ | 60″ | 28½″ | T-Legs | 168 |
| | 96″ | 60″ | 28½″ | T-Legs | 180 |

| pattern no. | laminate/ flat edge | laminate/ wood edge | veneer/ flat edge | veneer/ wood edge (PE) | veneer/wood edge (AE, SE) |
|---|---|---|---|---|---|
| **P3-AL42** | $3,099. | $6,960. | $5,899. | $7,997. | $8,397. |
| **P3-AL44** | 3,105. | 7,044. | 5,912. | 8,143. | 8,550. |
| **P3-AL46** | 3,227. | 7,131. | 6,068. | 8,288. | 8,702. |
| **P3-AL48** | 3,230. | 7,214. | 6,082. | 8,431. | 8,854. |
| **P3-AL50** | 3,236. | 7,301. | 6,179. | 8,579. | 9,007. |
| **P3-AL52** | 3,239. | 7,388. | 6,192. | 8,726. | 9,160. |
| **P3-AL54** | 3,243. | 7,474. | 6,289. | 8,870. | 9,314. |
| **P3-AL56** | 3,249. | 7,557. | 6,306. | 9,017. | 9,469. |
| **P3-AL62** | 3,103. | 7,138. | 6,118. | 8,288. | 8,702. |
| **P3-AL64** | 3,108. | 6,912. | 6,135. | 8,069. | 8,473. |
| **P3-AL66** | 3,229. | 7,310. | 6,292. | 8,579. | 9,007. |
| **P3-AL68** | 3,234. | 7,395. | 6,308. | 8,726. | 9,160. |
| **P3-AL70** | 3,239. | 7,481. | 6,408. | 8,870. | 9,314. |
| **P3-AL72** | 3,243. | 7,568. | 6,424. | 9,017. | 9,469. |
| **P3-AL74** | 3,249. | 7,654. | 6,564. | 9,160. | 9,619. |
| **P3-AL76** | 3,252. | 7,736. | 6,582. | 9,308. | 9,772. |
| **P3-AL82** | 3,290. | 7,680. | 6,582. | 9,154. | 9,610. |
| **P3-AL84** | 3,298. | 7,764. | 6,599. | 9,298. | 9,763. |
| **P3-AL86** | 3,449. | 7,849. | 6,796. | 9,443. | 9,916. |
| **P3-AL88** | 3,457. | 7,935. | 6,941. | 9,590. | 10,069. |
| **P3-AL90** | 3,460. | 8,025. | 6,961. | 9,736. | 10,224. |
| **P3-AL92** | 3,465. | 8,108. | 7,067. | 9,879. | 10,374. |
| **P3-AL94** | 3,470. | 8,194. | 7,086. | 10,029. | 10,530. |
| **P3-AL96** | 3,473. | 8,277. | 7,104. | 10,173. | 10,682. |

### Order Code

| | |
|---|---|
| *Example:* | **P3-AL68-118-R6-GG-A** |
| **P3-AL68** | 72″ x 48″ bullet conference table, T-Legs |
| **118** | Bright White laminate top |
| **R6** | Medium Grey edgeband |
| **GG** | Center grommet |
| **A** | Anodized Aluminum grommet and leg |

*Specify:*

1. Pattern number
2. Top finish selection
3. Edgeband selection
4. Edge profile option (veneer/wood edge only)
5. Grommet/Plexus cutout option
6. Grommet/leg finish

### Finishes

*Colored laminate top finishes:*
Bright White (suffix 118)
Brushed Aluminum (suffix LJ)
Brushed Sand (suffix 122)
Fog (suffix 128)
Folkstone Grey (suffix 114)
Jet Black (suffix 111)
Light Grey (suffix L)
Micro Grey (suffix 121)
Micro Sand (suffix 129)
Pumice (suffix 119)
Slate (suffix SL)
Soft Grey (suffix 117)

*Wood grain laminate finishes:*
Deep Cherry (suffix DC)
Medium Cherry (suffix 124)
Natural Cherry (suffix 126)
Natural Maple (suffix 125)
Pearwood (suffix PA)
Walnut (suffix 127)

*Veneer top/edge finishes:*
American Cherry (suffix X)
Bronzed Cherry (suffix V312)
Brown Oak (suffix V427)
Burnt Walnut (suffix V313)
Chalk Oak (suffix V421)
Ebonized Walnut (suffix D)
Graphite Oak (suffix V513)
Light Cherry (suffix V315)
Light Oak (suffix V423)
Maple (suffix K)
Medium Red Mahogany (suffix Z)
Natural Beech (suffix B)
Old English Walnut (V417)
Warm Brown Walnut (suffix J)

*Wood edge profiles:*
Autostrada edge (suffix AE)
Propeller edge (suffix PE)
Saarinen edge (suffix SE)

*Flat edgeband finish:*
Black (suffix R5)
Bright White (suffix 118)
Medium Grey (suffix R6)

*Leg and Grommet finishes:*
Anodized Aluminum (suffix A)
Jet Black (suffix 111)
Medium Metallic Grey (suffix 612)

*Glides/Casters:*
Glides (suffix G)



### Electrical

+ For more detailed information, consult the Electrical section of the Propeller Manual.

*Grommet options: ($43 per cutout)*
Tables may be specified with zero, one or two grommets. All grommets are 3¼″ in diameter, see page 40 for details. Optional grommet-mounted power receptacles available, see page 118.

No grommet (Y)
Single grommet, center, mid-depth (GG)
Two grommets, left & right, mid-depth (AG)
Single grommet, right, mid-depth (HG)
Single grommet, left, mid-depth (BG)

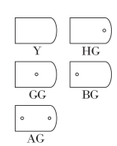


*Plexus Cutout Options: ($42 per cutout)*
Tables can be hardwired using pre-wired or empty boxes, or plugged in with plexus boxes with cordset. Tables may be specified with zero, one or two cutouts. To specify plexus box and for more information, see pages 110.

For no Plexus (Y)
For medium Plexus, center, mid-depth (GM)
For medium Plexus, left & right, mid-depth (AM)
For double medium Plexus, center, mid-depth (GMD)
For double medium Plexus, left & right, mid-depth (AMD)

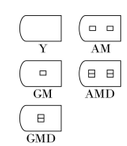


*Note:*
- Double Plexus AMD and GMD configurations not available on 42″ deep tables.
**- AM and AMD are not appropriate for stand alone tables or end segments.**

### Features

*T-Leg conference tables:*
T-Leg conference tables provide more leg room for free-standing conference tables while still offering wire management capabilities. Each table has two T-Legs positioned at 10⅞″ from flat table edges and 10″ from rounded table edges.

*Connecting tables:*
Conference tables with T-Legs are free-standing and cannot be connected with legs. However, they may be joined with standard connecting hardware.

*Maintenance:*
See pages 14.

*Note:*
Propeller tables are Greenguard certified.

# Emanuela Frattini
## *Propeller® Conference Table Series*
## *Square/Rectangular Tables with Standard Legs*

*Designer(s):*
Emanuela Frattini, 1994

| | description | w | d | h | clearance btwn. legs w | clearance btwn. legs d | no. of legs incl. | top wgt. (lbs.) |
|---|---|---|---|---|---|---|---|---|
| | **P3-SL** Square table, with legs | 42″ | 42″ | 28½″ | 25¼″ | 25″ | 4 | 57 |
| | | 48″ | 48″ | 28½″ | 31¼″ | 25″ | 4 | 75 |
| | | 54″ | 54″ | 28½″ | 37¼″ | 25″ | 4 | 95 |
| | | 60″ | 60″ | 28½″ | 43¼″ | 27″ | 4 | 117 |
| | **P3-RL** Rectangular table, with legs | 48″ | 42″ | 28½″ | 31¼″ | 25″ | 4 | 66 |
| | | 54″ | 42″ | 28½″ | 37¼″ | 25″ | 4 | 74 |
| | | 60″ | 42″ | 28½″ | 43¼″ | 25″ | 4 | 82 |
| | | 66″ | 42″ | 28½″ | 49¼″ | 25″ | 4 | 90 |
| | | 72″ | 42″ | 28½″ | 55¼″ | 25″ | 4 | 98 |
| | | 78″ | 42″ | 28½″ | 61¼″ | 25″ | 4 | 107 |
| | | 84″ | 42″ | 28½″ | 67¼″ | 25″ | 4 | 115 |
| | | 90″ | 42″ | 28½″ | 73¼″ | 25″ | 4 | 123 |
| | | 96″ | 42″ | 28½″ | 79¼″ | 25″ | 4 | 131 |
| | | 54″ | 48″ | 28½″ | 37¼″ | 25″ | 4 | 84 |
| | | 60″ | 48″ | 28½″ | 43¼″ | 25″ | 4 | 94 |
| | | 66″ | 48″ | 28½″ | 49¼″ | 25″ | 4 | 103 |
| | | 72″ | 48″ | 28½″ | 55¼″ | 25″ | 4 | 113 |
| | | 78″ | 48″ | 28½″ | 55¼″ | 25″ | 4 | 122 |
| | | 84″ | 48″ | 28½″ | 55¼″ | 25″ | 4 | 131 |
| | | 90″ | 48″ | 28½″ | 55¼″ | 25″ | 4 | 141 |
| | | 96″ | 48″ | 28½″ | 55¼″ | 25″ | 4 | 150 |
| | | 48″ | 60″ | 28½″ | 31¼″ | 27″ | 4 | 94 |
| | | 54″ | 60″ | 28½″ | 37¼″ | 27″ | 4 | 105 |
| | | 66″ | 60″ | 28½″ | 49¼″ | 27″ | 4 | 129 |
| | | 72″ | 60″ | 28½″ | 55¼″ | 27″ | 4 | 141 |
| | | 78″ | 60″ | 28½″ | 61¼″ | 27″ | 4 | 152 |
| | | 84″ | 60″ | 28½″ | 67¼″ | 27″ | 4 | 164 |
| | | 90″ | 60″ | 28½″ | 73¼″ | 27″ | 4 | 176 |
| | | 96″ | 60″ | 28½″ | 79¼″ | 27″ | 4 | 288 |

| pattern no. | laminate/ flat edge | laminate/ wood edge | veneer/ flat edge | veneer/ wood edge (PE) | veneer/wood edge (AE, SE) |
|---|---|---|---|---|---|
| **P3-SL42** | $2,376. | $4,405. | $4,295. | $5,974. | $6,274. |
| **P3-SL48** | 2,388. | 4,835. | 4,327. | 6,685. | 7,020. |
| **P3-SL54** | 2,522. | 5,260. | 4,726. | 7,635. | 8,015. |
| **P3-SL60** | 2,535. | 5,689. | 4,850. | 7,618. | 8,001. |
| **P3-RL40** | 2,431. | 4,642. | 4,802. | 6,452. | 6,777. |
| **P3-RL42** | 2,467. | 4,756. | 4,859. | 6,576. | 6,903. |
| **P3-RL44** | 2,472. | 4,869. | 4,874. | 6,694. | 7,028. |
| **P3-RL46** | 2,590. | 4,980. | 5,024. | 6,814. | 7,153. |
| **P3-RL48** | 2,593. | 5,092. | 5,037. | 6,934. | 7,282. |
| **P3-RL50** | 2,597. | 5,203. | 5,054. | 7,051. | 7,405. |
| **P3-RL52** | 2,606. | 5,315. | 5,265. | 7,173. | 7,530. |
| **P3-RL54** | 2,609. | 5,423. | 5,278. | 7,293. | 7,658. |
| **P3-RL56** | 2,612. | 5,537. | 5,293. | 7,415. | 7,785. |
| **P3-RL62** | 2,472. | 4,962. | 5,077. | 6,805. | 7,146. |
| **P3-RL64** | 2,476. | 5,073. | 5,089. | 6,928. | 7,273. |
| **P3-RL66** | 2,595. | 5,183. | 5,240. | 7,044. | 7,397. |
| **P3-RL68** | 2,598. | 5,296. | 5,258. | 7,165. | 7,523. |
| **P3-RL70** | 2,607. | 5,410. | 5,275. | 7,285. | 7,649. |
| **P3-RL72** | 2,609. | 5,519. | 5,410. | 7,406. | 7,778. |
| **P3-RL74** | 2,612. | 5,630. | 5,424. | 7,526. | 7,904. |
| **P3-RL76** | 2,616. | 5,742. | 5,439. | 7,644. | 8,028. |
| **P3-RL80** | 2,476. | 5,503. | 5,095. | 7,388. | 7,758. |
| **P3-RL82** | 2,630. | 5,615. | 5,364. | 7,508. | 7,885. |
| **P3-RL86** | 2,781. | 5,835. | 5,570. | 7,749. | 8,135. |
| **P3-RL88** | 2,787. | 5,945. | 5,589. | 7,869. | 8,262. |
| **P3-RL90** | 2,791. | 6,057. | 5,609. | 7,988. | 8,387. |
| **P3-RL92** | 2,797. | 6,168. | 5,825. | 8,108. | 8,500. |
| **P3-RL94** | 2,802. | 6,281. | 5,846. | 8,229. | 8,640. |
| **P3-RL96** | 2,805. | 6,394. | 5,865. | 8,346. | 8,766. |

### Order Code

| *Example:* | **P3-RL56-C-Z-SE-Y-A** |
|---|---|
| **P3-RL56** | 96″ x 42″ rectangular table |
| **C** | Locking casters |
| **Z** | Medium Red Mahogany top |
| **SE** | Saarinen edge profile |
| **Y** | No grommets |
| **A** | Anodized Aluminum legs |

*Specify:*

1. Pattern number
2. Locking castor or glide selection
3. Top finish selection
4. Edgeband selection
5. Edge profile option (veneer/wood edge only)
6. Grommet/Plexus cutout option
7. Grommet/leg finish

### Finishes

*Colored laminate top finishes:*
Bright White (suffix 118)
Brushed Aluminum (suffix LJ)
Brushed Sand (suffix 122)
Fog (suffix 128)
Folkstone Grey (suffix 114)
Jet Black (suffix 111)
Light Grey (suffix L)
Micro Grey (suffix 121)
Micro Sand (suffix 129)
Pumice (suffix 119)
Slate (suffix SL)
Soft Grey (suffix 117)

*Wood grain laminate finishes:*
Deep Cherry (suffix DC)
Medium Cherry (suffix 124)
Natural Cherry (suffix 126)
Natural Maple (suffix 125)
Pearwood (suffix PA)
Walnut (suffix 127)

*Veneer top/edge finishes:*
American Cherry (suffix X)
Bronzed Cherry (suffix V312)
Brown Oak (suffix V427)
Burnt Walnut (suffix V313)
Chalk Oak (suffix V421)
Ebonized Walnut (suffix D)
Graphite Oak (suffix V513)
Light Cherry (suffix V315)
Light Oak (suffix V423)
Maple (suffix K)
Medium Red Mahogany (suffix Z)
Natural Beech (suffix B)
Old English Walnut (V417)
Warm Brown Walnut (suffix J)

*Wood edge profiles:*
Autostrada edge (suffix AE)
Propeller edge (suffix PE)
Saarinen edge (suffix SE)

*Flat edgeband finish:*
Black (suffix R5)
Bright White (suffix 118)
Medium Grey (suffix R6)

*Leg and Grommet finishes:*
Anodized Aluminum (suffix A)
Jet Black (suffix 111)
Medium Metallic Grey (suffix 612)

*Glides/Casters:*
Glides (suffix G)
Locking Casters (suffix C)

### Electrical

+ For more detailed information, consult the Electical section of the Propeller Manual.

*Grommet options: ($43 per cutout)*
Tables may be specified with zero, one or two grommets. All grommets are 3¼″ in diameter, see page 40 for details.
Optional grommet-mounted power receptacles available, see page 118.

No grommet (Y)
Single grommet, center, mid-depth (GG)
Two grommets, left & right, mid-depth (AG)
Single grommet, left, mid-depth (BG)

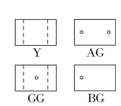


*Plexus Cutout Options: ($43 per cutout)*
Tables can be hardwired using pre-wired or empty boxes, or plugged in with plexus boxes with cordset. Tables may be specified with zero, one or two cutouts. To specify plexus box and for more information, see pages 110.

For no Plexus (Y)
For medium Plexus, center, mid-depth (GM)
For medium Plexus, left & right, mid-depth (AM)
For double medium Plexus, center, mid-depth (GMD)
For double medium Plexus, left & right, mid-depth (AMD)

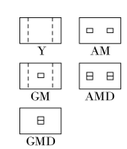


*Note:*
- Double Plexus AMD and GMD configurations not available on 42″ deep tables.
- Plexus box not available on 42″ square tables and 48″x 42″ tables.
- Configurations AM and AMD not available on 48″, 54″ and 60″ square tables.
- **AM and AMD are not appropriate for stand alone tables or end segments.**

### Features

*Maintenance:*
See pages 14.

*Note:*
Propeller tables are Greenguard certified.

# Emanuela Frattini
## *Propeller® Conference Table Series*
## *Rectangular Table with T-Legs*

*Designer(s):*
Emanuela Frattini, 1994

| | description | top w | d | h | leg type | top weight (lbs.) |
|---|---|---|---|---|---|---|
| | **P3-HL** Rectangular table, T-Legs | 48″ | 42″ | 28 1/2″ | T-Legs | 66 |
| | | 54″ | 42″ | 28 1/2″ | T-Legs | 74 |
| | | 60″ | 42″ | 28 1/2″ | T-Legs | 82 |
| | | 66″ | 42″ | 28 1/2″ | T-Legs | 90 |
| | | 72″ | 42″ | 28 1/2″ | T-Legs | 98 |
| | | 78″ | 42″ | 28 1/2″ | T-Legs | 107 |
| | | 84″ | 42″ | 28 1/2″ | T-Legs | 115 |
| | | 90″ | 42″ | 28 1/2″ | T-Legs | 123 |
| | | 96″ | 42″ | 28 1/2″ | T-Legs | 131 |
| | | 54″ | 48″ | 28 1/2″ | T-Legs | 84 |
| | | 60″ | 48″ | 28 1/2″ | T-Legs | 94 |
| | | 66″ | 48″ | 28 1/2″ | T-Legs | 103 |
| | | 72″ | 48″ | 28 1/2″ | T-Legs | 113 |
| | | 78″ | 48″ | 28 1/2″ | T-Legs | 122 |
| | | 84″ | 48″ | 28 1/2″ | T-Legs | 131 |
| | | 90″ | 48″ | 28 1/2″ | T-Legs | 141 |
| | | 96″ | 48″ | 28 1/2″ | T-Legs | 150 |
| | | 48″ | 60″ | 28 1/2″ | T-Legs | 94 |
| | | 54″ | 60″ | 28 1/2″ | T-Legs | 105 |
| | | 66″ | 60″ | 28 1/2″ | T-Legs | 129 |
| | | 72″ | 60″ | 28 1/2″ | T-Legs | 141 |
| | | 78″ | 60″ | 28 1/2″ | T-Legs | 152 |
| | | 84″ | 60″ | 28 1/2″ | T-Legs | 164 |
| | | 90″ | 60″ | 28 1/2″ | T-Legs | 176 |
| | | 96″ | 60″ | 28 1/2″ | T-Legs | 188 |

| pattern no. | laminate/ flat edg | laminate/ wood edge | veneer/ flat edge | veneer/ wood edge (PE) | veneer/wood edge (AE, SE) |
|---|---|---|---|---|---|
| **P3-HL40** | $2,814. | $4,642. | $5,182. | $6,452. | $6,777. |
| **P3-HL42** | 2,853. | 4,756. | 5,240. | 6,576. | 6,903. |
| **P3-HL44** | 2,857. | 4,869. | 5,256. | 6,694. | 7,028. |
| **P3-HL46** | 2,975. | 4,980. | 5,406. | 6,814. | 7,153. |
| **P3-HL48** | 2,978. | 5,092. | 5,420. | 6,934. | 7,282. |
| **P3-HL50** | 2,981. | 5,203. | 5,435. | 7,051. | 7,405. |
| **P3-HL52** | 2,989. | 5,315. | 5,649. | 7,173. | 7,530. |
| **P3-HL54** | 2,992. | 5,423. | 5,660. | 7,293. | 7,658. |
| **P3-HL56** | 2,995. | 5,537. | 5,678. | 7,415. | 7,785. |
| **P3-HL62** | 2,857. | 4,962. | 5,457. | 6,805. | 7,183. |
| **P3-HL64** | 2,861. | 5,073. | 5,473. | 6,928. | 7,273. |
| **P3-HL66** | 2,978. | 5,183. | 5,624. | 7,044. | 7,397. |
| **P3-HL68** | 2,981. | 5,296. | 5,642. | 7,165. | 7,523. |
| **P3-HL70** | 2,989. | 5,410. | 5,656. | 7,285. | 7,649. |
| **P3-HL72** | 2,992. | 5,519. | 5,792. | 7,406. | 7,778. |
| **P3-HL74** | 2,995. | 5,630. | 5,806. | 7,526. | 7,904. |
| **P3-HL76** | 3,002. | 5,742. | 5,823. | 7,644. | 8,028. |
| **P3-HL80** | 2,861. | 5,503. | 5,479. | 7,388. | 7,758. |
| **P3-HL82** | 3,016. | 5,615. | 5,745. | 7,508. | 7,885. |
| **P3-HL86** | 3,166. | 5,835. | 5,952. | 7,749. | 8,135. |
| **P3-HL88** | 3,170. | 5,945. | 5,971. | 7,869. | 8,262. |
| **P3-HL90** | 3,177. | 6,057. | 5,993. | 7,988. | 8,387. |
| **P3-HL92** | 3,183. | 6,168. | 6,209. | 8,108. | 8,514. |
| **P3-HL94** | 3,186. | 6,281. | 6,228. | 8,229. | 8,640. |
| **P3-HL96** | 3,191. | 6,394. | 6,248. | 8,346. | 8,766. |

### Order Code

| *Example:* | **P3-HL94-B-PE-Y-A** |
|---|---|
| **P3-HL94** | 90″ x 60″ rectangular table, T-Legs |
| **B** | Natural Beech veneer top |
| **PE** | Propeller edge |
| **Y** | No grommet |
| **A** | Anodized Aluminum legs |

*Specify:*

1. Pattern number
2. Top finish selection
3. Edgeband selection
4. Edge profile option (veneer/wood edge only)
5. Grommet/Plexus cutout option
6. Grommet/leg finish

### Finishes

*Colored laminate top finishes:*
Bright White (suffix 118)
Brushed Aluminum (suffix LJ)
Brushed Sand (suffix 122)
Fog (suffix 128)
Folkstone Grey (suffix 114)
Jet Black (suffix 111)
Light Grey (suffix L)
Micro Grey (suffix 121)
Micro Sand (suffix 129)
Pumice (suffix 119)
Slate (suffix SL)
Soft Grey (suffix 117)

*Wood grain laminate finishes:*
Deep Cherry (suffix DC)
Medium Cherry (suffix 124)
Natural Cherry (suffix 126)
Natural Maple (suffix 125)
Pearwood (suffix PA)
Walnut (suffix 127)

*Veneer top/edge finishes:*
American Cherry (suffix X)
Bronzed Cherry (suffix V312)
Brown Oak (suffix V427)
Burnt Walnut (suffix V313)
Chalk Oak (suffix V421)
Ebonized Walnut (suffix D)
Graphite Oak (suffix V513)
Light Cherry (suffix V315)
Light Oak (suffix V423)
Maple (suffix K)
Medium Red Mahogany (suffix Z)
Natural Beech (suffix B)
Old English Walnut (V417)
Warm Brown Walnut (suffix J)

*Wood edge profiles:*
Autostrada edge (suffix AE)
Propeller edge (suffix PE)
Saarinen edge (suffix SE)

*Flat edgeband finish:*
Black (suffix R5)
Bright White (suffix 118)
Medium Grey (suffix R6)

*Leg and Grommet finishes:*
Anodized Aluminum (suffix A)
Jet Black (suffix 111)
Medium Metallic Grey (suffix 612)

*Glides/Casters:*
Glides (suffix G)



### Electrical

+ For more detailed information, consult the Electrical section of the Propeller Manual.

*Grommet options: ($43 per cutout)*
Tables may be specified with zero, one or two grommets. All grommets are 3 1/4″ in diameter, see page 40 for location details. Optional grommet-mounted power receptacles available, see page 118.

No grommet (Y)
Single grommet, center, mid-depth (GG)
Two grommets, left & right, mid depth (AG)
Single grommet, left (BG)

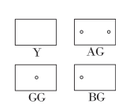


*Plexus Cutout Options: ($43 per cutout)*
Tables can be hardwired using pre-wired or empty boxes, or plugged in with plexus boxes with cordset. Table segments may be specified with zero, one or two cutouts. To specify plexus box and for more information, see pages 110.

For no Plexus (Y)
For medium Plexus, center, mid-depth (GM)
For medium Plexus, left & right, mid-depth (AM)
For double medium Plexus, center, mid-depth (GMD)

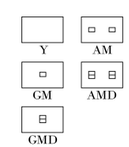


*Note:*
- Plexus not available on 48″x 42″table.
- Double Plexus AMD and GMD configurations not available on 42″ deep tables.
- **AM and AMD are not appropriate for stand alone tables or end segments.**

### Features

*T-Leg conference tables:*
T-Leg conference tables provide more leg room for free-standing conference tables while still offering wire management capabilities. Each table has two T-Legs positioned at 10 7/8″ from flat table edges.

*Connecting tables:*
Conference tables with T-Legs are free-standing and cannot be connected with legs. However, they may be joined with standard connecting hardware.

*Maintenance:*
See pages 14.

*Note:*
Propeller tables are Greenguard certified.

# Emanuela Frattini
## *Propeller® Conference Table Series*
## *Rounded Two Segment Conference Table with Standard Legs*

*Designer(s):*
Emanuela Frattini, 1994

**P3-CL** Rounded rectangular table, 2 segments, with legs

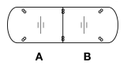


| description | overall w | d | h | section width A, B | no. of legs included | top wgt (lbs.) |
|---|---|---|---|---|---|---|
| | 108″ | 42″ | 28½″ | 54″ | 6 | 140 |
| | 120″ | 42″ | 28½″ | 60″ | 6 | 156 |
| | 132″ | 42″ | 28½″ | 66″ | 6 | 172 |
| | 144″ | 42″ | 28½″ | 72″ | 6 | 188 |
| | 156″ | 42″ | 28½″ | 78″ | 6 | 204 |
| | 168″ | 42″ | 28½″ | 84″ | 6 | 222 |
| | 180″ | 42″ | 28½″ | 90″ | 6 | 238 |
| | 108″ | 48″ | 28½″ | 54″ | 6 | 158 |
| | 120″ | 48″ | 28½″ | 60″ | 6 | 176 |
| | 132″ | 48″ | 28½″ | 66″ | 6 | 196 |
| | 144″ | 48″ | 28½″ | 72″ | 6 | 214 |
| | 156″ | 48″ | 28½″ | 78″ | 6 | 232 |
| | 168″ | 48″ | 28½″ | 84″ | 6 | 252 |
| | 180″ | 48″ | 28½″ | 90″ | 6 | 270 |
| | 108″ | 60″ | 28½″ | 54″ | 6 | 196 |
| | 120″ | 60″ | 28½″ | 60″ | 6 | 220 |
| | 132″ | 60″ | 28½″ | 66″ | 6 | 244 |
| | 144″ | 60″ | 28½″ | 72″ | 6 | 266 |
| | 156″ | 60″ | 28½″ | 78″ | 6 | 290 |
| | 168″ | 60″ | 28½″ | 84″ | 6 | 314 |
| | 180″ | 60″ | 28½″ | 90″ | 6 | 336 |

| pattern no. | laminate/ flat edge | laminate/ wood edge | veneer/ flat edge | veneer/ wood edge (PE) | veneer/wood edge (AE, SE) |
|---|---|---|---|---|---|
| **P3-CL10** | $4,681. | $13,266. | $10,519. | $15,342. | $16,109. |
| **P3-CL12** | 4,690. | 13,438. | 10,550. | 15,630. | 16,412. |
| **P3-CL14** | 4,847. | 13,610. | 10,759. | 15,922. | 16,718. |
| **P3-CL16** | 4,855. | 13,780. | 10,791. | 16,215. | 17,023. |
| **P3-CL18** | 4,866. | 13,949. | 10,822. | 16,506. | 17,331. |
| **P3-CL20** | 4,874. | 14,123. | 10,854. | 16,799. | 17,640. |
| **P3-CL22** | 4,883. | 14,294. | 10,885. | 17,087. | 17,945. |
| **P3-CL30** | 4,690. | 13,625. | 10,559. | 15,922. | 16,718. |
| **P3-CL32** | 4,697. | 13,796. | 10,590. | 16,215. | 17,023. |
| **P3-CL34** | 4,855. | 13,972. | 10,803. | 16,506. | 17,331. |
| **P3-CL36** | 4,866. | 14,141. | 10,838. | 16,799. | 17,640. |
| **P3-CL38** | 4,874. | 14,313. | 10,876. | 17,087. | 17,945. |
| **P3-CL40** | 4,883. | 14,483. | 10,908. | 17,380. | 18,251. |
| **P3-CL42** | 4,891. | 14,656. | 10,944. | 17,672. | 18,554. |
| **P3-CL50** | 4,887. | 14,706. | 10,631. | 17,656. | 18,539. |
| **P3-CL52** | 4,895. | 14,878. | 10,675. | 17,946. | 18,712. |
| **P3-CL54** | 5,226. | 15,049. | 11,090. | 18,238. | 19,150. |
| **P3-CL56** | 5,234. | 15,219. | 11,135. | 18,528. | 19,454. |
| **P3-CL58** | 5,245. | 15,390. | 11,174. | 18,819. | 19,758. |
| **P3-CL60** | 5,255. | 15,563. | 11,220. | 19,115. | 20,066. |
| **P3-CL62** | 5,264. | 15,734. | 11,260. | 19,401. | 20,370. |

**Note: Order 2 additional legs if tables will be seperated**

### Order Code

| *Example:* | **P3-CL10-G-K-AE-HG-HG-A** |
|---|---|
| **P3-CL10** | 108″ x 42″ rounded rectangular table, 2 segments |
| **G** | Glides |
| **K** | Maple veneer top |
| **AE** | Autostrada edge profile |
| **HG** | Single grommet, outside, segment A |
| **HG** | Single grommet, outside, segment B |
| **A** | Anodized Aluminum grommet and leg finish |

*Specify:*

1. Pattern number
2. Locking caster or glide option
3. Top finish selection
4. Edgeband selection
5. Edge profile option (veneer/wood edge only)
6. Grommet/Plexus cutout option, segment A
7. Grommet/Plexus cutout option, segment B
8. Grommet/leg finish

*Specify additional legs:*

9. Pattern number
10. Leg finish

### Finishes

*Colored laminate top finishes:*
Bright White (suffix 118)
Brushed Aluminum (suffix LJ)
Brushed Sand (suffix 122)
Fog (suffix 128)
Folkstone Grey (suffix 114)
Jet Black (suffix 111)
Light Grey (suffix L)
Micro Grey (suffix 121)
Micro Sand (suffix 129)
Pumice (suffix 119)
Slate (suffix SL)
Soft Grey (suffix 117)

*Wood grain laminate finishes:*
Deep Cherry (suffix DC)
Medium Cherry (suffix 124)
Natural Cherry (suffix 126)
Natural Maple (suffix 125)
Pearwood (suffix PA)
Walnut (suffix 127)

*Veneer top/edge finishes:*
American Cherry (suffix X)
Bronzed Cherry (suffix V312)
Brown Oak (suffix V427)
Burnt Walnut (suffix V313)
Chalk Oak (suffix V421)
Ebonized Walnut (suffix D)
Graphite Oak (suffix V513)
Light Cherry (suffix V315)
Light Oak (suffix V423)
Maple (suffix K)
Medium Red Mahogany (suffix Z)
Natural Beech (suffix B)
Old English Walnut (V417)
Warm Brown Walnut (suffix J)

*Wood edge profiles:*
Autostrada edge (suffix AE)
Propeller edge (suffix PE)
Saarinen edge (suffix SE)

*Flat edgeband finish:*
Black (suffix R5)
Bright White (suffix 118)
Medium Grey (suffix R6)

*Leg and Grommet finishes:*
Anodized Aluminum (suffix A)
Jet Black (suffix 111)
Medium Metallic Grey (suffix 612)

*Glides/Casters:*
Glides (suffix G)
Locking Casters (C)



### Electrical

+ For more detailed information, consult the Electrical section of the Propeller Manual.

*Grommet options: ($43 per cutout)*
Individual table segments may be specified with zero, one or two grommets. All grommets are 3 1/4″ in diameter, see page 40 for details. Optional grommet-mounted power receptacles available, see page 118.

No grommet (Y)
Single grommet, center, mid-depth (GG)
Two grommets, left & right, mid-depth (AG)
Single grommet, right, mid-depth (HG)
Single grommet, left, mid-depth (BG)

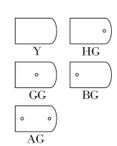


*Plexus Cutout Options: ($43 per cutout)*
Table can be hardwired using pre-wired or empty boxes, or plugged in with plexus boxes with cordset. Individual table segments may be specified with zero, one or two cutouts. To specify plexus box and for more information, see pages 110.

For no Plexus (Y)
For medium Plexus, center, mid-depth (GM)
For medium Plexus, left & right, mid-depth (AM)
For double medium Plexus, center, mid-depth (GMD)
For double medium Plexus, left & right, mid-depth (AMD)

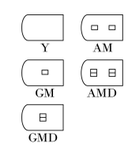


*Note:*
- Double Plexus AMD and GMD configurations not available on 42″ deep tables.
**- AM and AMD are not appropriate for stand alone tables or end segments.**

### Features

*Maintenance:*
See pages 14.

*Note:*
Propeller tables are Greenguard certified.

# Emanuela Frattini
## *Propeller® Conference Table Series*
## *Rounded Three Segment Conference Tables with Standard Legs*

*Designer(s):*
Emanuela Frattini, 1994

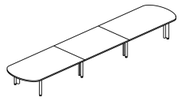

**P3-FL** Rounded rectangular table, 3 segments, with legs

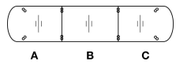


| description | overall w | d | h | section width A,C | section width B | no. of legs incl. | top wgt (lbs.) |
|---|---|---|---|---|---|---|---|
| | 192″ | 42″ | 28½″ | 60″ | 72″ | 8 | 248 |
| | 204″ | 42″ | 28½″ | 72″ | 60″ | 8 | 262 |
| | 216″ | 42″ | 28½″ | 72″ | 72″ | 8 | 286 |
| | 228″ | 42″ | 28½″ | 78″ | 72″ | 8 | 302 |
| | 240″ | 42″ | 28½″ | 84″ | 72″ | 8 | 320 |
| | 252″ | 42″ | 28½″ | 90″ | 72″ | 8 | 336 |
| | 192″ | 48″ | 28½″ | 60″ | 72″ | 8 | 289 |
| | 204″ | 48″ | 28½″ | 72″ | 60″ | 8 | 308 |
| | 216″ | 48″ | 28½″ | 72″ | 72″ | 8 | 327 |
| | 228″ | 48″ | 28½″ | 78″ | 72″ | 8 | 345 |
| | 240″ | 48″ | 28½″ | 84″ | 72″ | 8 | 365 |
| | 252″ | 48″ | 28½″ | 90″ | 72″ | 8 | 383 |
| | 192″ | 60″ | 28½″ | 60″ | 72″ | 8 | 359 |
| | 204″ | 60″ | 28½″ | 72″ | 60″ | 8 | 383 |
| | 216″ | 60″ | 28½″ | 72″ | 72″ | 8 | 407 |
| | 228″ | 60″ | 28½″ | 78″ | 72″ | 8 | 431 |
| | 240″ | 60″ | 28½″ | 84″ | 72″ | 8 | 455 |
| | 252″ | 60″ | 28½″ | 90″ | 72″ | 8 | 477 |

| pattern no. | laminate/ flat edge | laminate/ wood edge | veneer/ flat edge | veneer/ wood edge (PE) | veneer/wood edge (AE, SE) |
|---|---|---|---|---|---|
| **P3-FL06** | $7,102. | $17,553. | $15,805. | $21,776. | $22,866. |
| **P3-FL10** | 7,329. | 17,996. | 15,875. | 22,254. | 23,370. |
| **P3-FL12** | 7,447. | 18,218. | 16,052. | 22,498. | 23,623. |
| **P3-FL14** | 7,475. | 18,392. | 16,141. | 22,788. | 23,927. |
| **P3-FL16** | 7,500. | 18,564. | 16,231. | 23,078. | 24,233. |
| **P3-FL18** | 7,530. | 18,735. | 16,319. | 23,373. | 24,541. |
| **P3-FL26** | 7,305. | 18,272. | 15,941. | 22,435. | 23,556. |
| **P3-FL30** | 7,524. | 18,614. | 16,304. | 23,017. | 24,168. |
| **P3-FL32** | 7,553. | 18,783. | 16,398. | 23,309. | 24,473. |
| **P3-FL34** | 7,580. | 18,957. | 16,494. | 23,603. | 24,783. |
| **P3-FL36** | 7,610. | 19,128. | 16,588. | 23,893. | 25,087. |
| **P3-FL38** | 7,640. | 19,300. | 16,685. | 24,186. | 25,394. |
| **P3-FL46** | 7,612. | 20,003. | 16,341. | 24,999. | 26,252. |
| **P3-FL50** | 8,025. | 20,346. | 17,050. | 25,496. | 26,771. |
| **P3-FL52** | 8,056. | 20,517. | 17,158. | 25,746. | 27,031. |
| **P3-FL54** | 8,086. | 20,690. | 17,263. | 26,034. | 27,338. |
| **P3-FL56** | 8,119. | 20,861. | 17,372. | 26,329. | 27,645. |
| **P3-FL58** | 8,149. | 21,031. | 17,479. | 26,618. | 27,948. |

**Note: Order 4 additional legs if table will be separated.**

### Order Code

| | |
|---|---|
| *Example:* | **P3-FL10-G-SL-R6-Y-GMD-Y-GG-612** |
| **P3-FL10** | 204″ x 42″ rounded rectangular table, 3 segments |
| **G** | Glides |
| **SL** | Slate laminate tops |
| **R6** | Medium Grey edgeband |
| **Y** | Single grommet, center, mid-depth, segment A |
| **GMD** | Double medium plexus, center, segment B |
| **612** | Medium Metallic Grey grommet and leg finish |

*Specify:*
1. Pattern number
2. Locking caster or glide option
3. Top finish selection
4. Edgeband selection
5. Edge profile option (veneer/wood edge only)
6. Grommet/Plexus cutout option, segment A
7. Grommet/Plexus option, segment B
8. Grommet/Plexus option, segment C

*Specify additioanl legs:*
9. Pattern number
10. Leg finish

### Finishes

*Colored laminate top finishes:*
Bright White (suffix 118)
Brushed Aluminum (suffix LJ)
Brushed Sand (suffix 122)
Fog (suffix 128)
Folkstone Grey (suffix 114)
Jet Black (suffix 111)
Light Grey (suffix L)
Micro Grey (suffix 121)
Micro Sand (suffix 129)
Pumice (suffix 119)
Slate (suffix SL)
Soft Grey (suffix 117)

*Wood grain laminate finishes:*
Deep Cherry (suffix DC)
Medium Cherry (suffix 124)
Natural Cherry (suffix 126)
Natural Maple (suffix 125)
Pearwood (suffix PA)
Walnut (suffix 127)

*Veneer top/edge finishes:*
American Cherry (suffix X)
Bronzed Cherry (suffix V312)
Brown Oak (suffix V427)
Burnt Walnut (suffix V313)
Chalk Oak (suffix V421)
Ebonized Walnut (suffix D)
Graphite Oak (suffix V513)
Light Cherry (suffix V315)
Light Oak (suffix V423)
Maple (suffix K)
Medium Red Mahogany (suffix Z)
Natural Beech (suffix B)
Old English Walnut (V417)
Warm Brown Walnut (suffix J)

*Wood edge profiles:*
Autostrada edge (suffix AE)
Propeller edge (suffix PE)
Saarinen edge (suffix SE)

*Flat edgeband finish:*
Black (suffix R5)
Bright White (suffix 118)
Medium Grey (suffix R6)

*Leg and Grommet finishes:*
Anodized Aluminum (suffix A)
Jet Black (suffix 111)
Medium Metallic Grey (suffix 612)

*Glides/Casters:*
Glides (suffix G)
Locking Casters (suffixC)



### Electrical

+ For more detailed information. consult the Electrical section of the Propeller Manual.

*Grommet options: ($43 per cutout)*
Individual table segments may be specified with zero, one or two grommets. All grommets are 3⅛″ in diameter, see page 40 for details. Optional grommet-mounted power receptacles available, see page 118.

No grommet (Y)
Single grommet, center, mid-depth (GG)
Two grommets, left & right, mid-depth (AG)
Single grommet, right, mid-depth (HG)
Single grommet, left, mid-depth (BG)

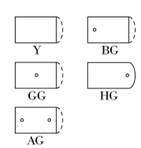


*Plexus Cutout Options: ($43 per cutout)*
Tables can be hardwired using pre-wired or empty boxes, or plugged in with plexus boxes with cordset. Individual table segments may be specified with zero, one or two cutouts. To specify plexus box and for more information, see pages 110.

For no Plexus (Y)
For medium Plexus, center, mid-depth (GM)
For medium Plexus, left & right, mid-depth (AM)
For double medium Plexus, center, mid-depth (GMD)
For double medium Plexus, left and right, mid-depth (AMD)

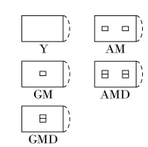


*Note:*
- Double Plexus AMD and GMD configurations not available on 42″ deep tables.
- **AM and AMD are not appropriate for stand alone tables or end segments.**

### Features

*Maintenance:*
See pages 14.

*Note:*
Propeller tables are Greenguard certified.

# Emanuela Frattini
## *Propeller® Conference Table Series*
## *Rounded Four Segment Conference Tables with Standard Legs*

*Designer(s):*
Emanuela Frattini, 1994

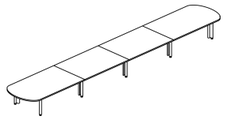

**P3-EL** Rounded rectangular table, 4 segments, with legs

| description | total w | d | h | section width A,D | section width B,C | no. of legs incl. | top wgt. (lbs.) |
|---|---|---|---|---|---|---|---|
| | 264″ | 42″ | 28½″ | 72″ | 60″ | 10 | 352 |
| | 276″ | 42″ | 28½″ | 78″ | 60″ | 10 | 368 |
| | 288″ | 42″ | 28½″ | 78″ | 66″ | 10 | 384 |
| | 300″ | 42″ | 28½″ | 84″ | 66″ | 10 | 402 |
| | 312″ | 42″ | 28½″ | 84″ | 72″ | 10 | 418 |
| | 324″ | 42″ | 28½″ | 90″ | 72″ | 10 | 434 |
| | 264″ | 48″ | 28½″ | 72″ | 60″ | 10 | 402 |
| | 276″ | 48″ | 28½″ | 78″ | 60″ | 10 | 420 |
| | 288″ | 48″ | 28½″ | 78″ | 66″ | 10 | 438 |
| | 300″ | 48″ | 28½″ | 84″ | 66″ | 10 | 458 |
| | 312″ | 48″ | 28½″ | 84″ | 72″ | 10 | 478 |
| | 324″ | 48″ | 28½″ | 90″ | 72″ | 10 | 496 |
| | 264″ | 60″ | 28½″ | 72″ | 60″ | 10 | 500 |
| | 276″ | 60″ | 28½″ | 78″ | 60″ | 10 | 524 |
| | 288″ | 60″ | 28½″ | 78″ | 66″ | 10 | 548 |
| | 300″ | 60″ | 28½″ | 84″ | 66″ | 10 | 572 |
| | 312″ | 60″ | 28½″ | 84″ | 72″ | 10 | 596 |
| | 324″ | 60″ | 28½″ | 90″ | 72″ | 10 | 618 |

| pattern no. | laminate/ flat edge | laminate/ wood edge | veneer/ flat edge | veneer/ wood edge (PE) | veneer/wood edge (AE, SE) |
|---|---|---|---|---|---|
| **P3-EL10** | $10,034. | $17,295. | $22,067. | $24,578. | $25,806. |
| **P3-EL12** | 10,068. | 17,518. | 22,173. | 24,818. | 26,059. |
| **P3-EL14** | 10,103. | 17,741. | 22,283. | 25,059. | 26,311. |
| **P3-EL16** | 10,138. | 17,962. | 22,391. | 25,295. | 26,562. |
| **P3-EL18** | 10,172. | 18,183. | 22,501. | 25,540. | 26,817. |
| **P3-EL20** | 10,207. | 18,408. | 22,610. | 25,780. | 27,069. |
| **P3-EL30** | 10,201. | 18,117. | 22,591. | 25,505. | 26,779. |
| **P3-EL32** | 10,234. | 18,343. | 22,706. | 25,746. | 27,031. |
| **P3-EL34** | 10,272. | 18,564. | 22,821. | 25,985. | 27,285. |
| **P3-EL36** | 10,306. | 18,783. | 22,936. | 26,226. | 27,537. |
| **P3-EL38** | 10,339. | 19,010. | 23,050. | 26,464. | 27,787. |
| **P3-EL40** | 10,376. | 19,231. | 23,168. | 26,704. | 28,041. |
| **P3-EL50** | 10,927. | 20,655. | 23,690. | 28,297. | 29,711. |
| **P3-EL52** | 10,963. | 20,806. | 23,816. | 28,523. | 29,948. |
| **P3-EL54** | 11,000. | 21,100. | 23,945. | 28,780. | 30,219. |
| **P3-EL56** | 11,041. | 21,392. | 24,074. | 29,034. | 30,485. |
| **P3-EL58** | 11,077. | 21,612. | 24,199. | 29,276. | 30,739. |
| **P3-EL60** | 11,114. | 21,839. | 24,330. | 29,515. | 30,990. |

**Note: Order 6 additional legs if tables will be separated.**

### Order Code

| | |
|---|---|
| *Example:* | **P3-EL32-G-125-PE-Y-GM-GM-Y-A** |
| **P3-EL32** | 276″ x 48″ rounded rectangular table, 4 segments |
| **G** | Glides |
| **125** | Natural Maple laminate top |
| **PE** | Propeller edge |
| **Y** | No plexus, segment A |
| **GM** | Single grommet, center, mid-depth, segment B |
| **GM** | Single grommet, center, mid-depth, segment C |
| **Y** | No plexus, segment D |
| **A** | Aluminum grommet and leg finish |

*Specify:*

1. Pattern number
2. Locking caster or glide option
3. Top finish selection
4. Edgeband selection
5. Edge profile option (veneer/wood edge only)
6. Grommet/Plexus cutout option, segment A
7. Grommet/Plexus cutout option, segment B
8. Grommet/Plexus cutout option, segment C
9. Grommet/Plexus sutout option, segment D
10. Grommet.leg finish

*Specify additional legs*

11. Pattern number
12. Leg finish

### Finishes

*Colored laminate top finishes:*
Bright White (suffix 118)
Brushed Aluminum (suffix LJ)
Brushed Sand (suffix 122)
Fog (suffix 128)
Folkstone Grey (suffix 114)
Jet Black (suffix 111)
Light Grey (suffix L)
Micro Grey (suffix 121)
Micro Sand (suffix 129)
Pumice (suffix 119)
Slate (suffix SL)
Soft Grey (suffix 117)

*Wood grain laminate finishes:*
Deep Cherry (suffix DC)
Medium Cherry (suffix 124)
Natural Cherry (suffix 126)
Natural Maple (suffix 125)
Pearwood (suffix PA)
Walnut (suffix 127)

*Glides/Casters:*
Glides (suffix G)
Locking Casters (suffix C)

*Veneer top/edge and leg finishes:*
American Cherry (suffix X)
Bronzed Cherry (suffix V312)
Brown Oak (suffix V427)
Burnt Walnut (suffix V313)
Chalk Oak (suffix V421)
Ebonized Walnut (suffix D)
Graphite Oak (suffix V513)
Light Cherry (suffix V315)
Light Oak (suffix V423)
Maple (suffix K)
Medium Red Mahogany (suffix Z)
Natural Beech (suffix B)
Old English Walnut (V417)
Warm Brown Walnut (suffix J)

*Wood edge profiles:*
Autostrada edge (suffix AE)
Propeller edge (suffix PE)
Saarinen edge (suffix SE)

Flat edgeband finish:
Black (suffix R5)
Bright White (suffix 118)
Medium Grey (suffix R6)

*Leg and Grommet finishes:*
Anodized Aluminum (suffix A)
Jet Black (suffix 111)
Medium Metallic Grey (suffix 612)



### Electrical

+ For more detailed information, consult the Electrical section of the Propeller Manual.

*Grommet options: ($43 per cutout)*
Individual table segments may be specified with zero, one or two grommets. All grommets are 3 1/4″ in diameter, see page 40 for details. Optional grommet-mounted power receptacles available, see page 118.

No grommet (Y)
Single grommet, center, mid-depth (GG)
Two grommets, left & right, mid-depth (AG)
Single grommet, right, mid-depth (HG)
Single grommet, left, mid-depth (BG)

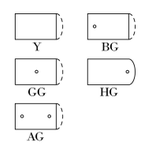


*Plexus Cutout Options: ($43 per cutout)*
Tables can be hardwired using pre-wired or empty boxes, or plugged in with plexus boxes with cordset. Individual table segments may be specified with zero, one or two cutouts. To specify plexus box and for more information, see pages 110.

For no Plexus (Y)
For medium Plexus, center, mid-depth (GM)
For medium Plexus, left & right, mid-depth (AM)
For double medium Plexus, center, mid-depth (GMD)
For double medium Plexus, left and right, mid-depth (AMD)

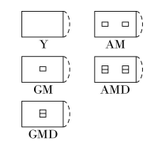


*Note:*
- Double Plexus AMD and GMD configurations not available on 42″ deep tables.
- **AM and AMD are not appropriate for stand alone tables or end segments.**

### Features

*Maintenance:*
See pages 14.

*Note:*
Propeller tables are Greenguard certified.

# Emanuela Frattini
## *Propeller® Conference Table Series*
## *Rectangular Two Segment Conference Table with Standard Legs*

*Designer(s):*
Emanuela Frattini, 1994

| | description | overall w | d | h | section width, A,B | no. of legs incl. | top wgt. (lbs.) |
|---|---|---|---|---|---|---|---|
| | **P3-SL** Rectangular table, 2 segments with legs 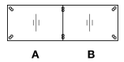  | 108″ | 42″ | 28½″ | 54″ | 6 | 148 |
| | | 120″ | 42″ | 28½″ | 60″ | 6 | 164 |
| | | 132″ | 42″ | 28½″ | 66″ | 6 | 180 |
| | | 144″ | 42″ | 28½″ | 72″ | 6 | 196 |
| | | 108″ | 48″ | 28½″ | 54″ | 6 | 168 |
| | | 120″ | 48″ | 28½″ | 60″ | 6 | 188 |
| | | 132″ | 48″ | 28½″ | 66″ | 6 | 206 |
| | | 144″ | 48″ | 28½″ | 72″ | 6 | 226 |
| | | 108″ | 60″ | 28½″ | 54″ | 6 | 210 |
| | | 120″ | 60″ | 28½″ | 60″ | 6 | 234 |
| | | 132″ | 60″ | 28½″ | 66″ | 6 | 258 |
| | | 144″ | 60″ | 28½″ | 72″ | 6 | 282 |

| pattern no. | laminate/ flat edge | laminate/ wood edge | veneer/ flat edge | veneer/ wood edge (PE) | veneer/wood edge (AE, SE) |
|---|---|---|---|---|---|
| **P3-SL10** | $4,477. | $8,861. | $9,125. | $12,495. | $13,119. |
| **P3-SL12** | 4,562. | 9,086. | 9,154. | 12,734. | 13,371. |
| **P3-SL14** | 4,629. | 9,308. | 9,452. | 12,976. | 13,625. |
| **P3-SL16** | 4,676. | 9,528. | 9,503. | 13,214. | 13,874. |
| **P3-SL30** | 4,486. | 9,271. | 9,557. | 12,957. | 13,605. |
| **P3-SL32** | 4,570. | 9,496. | 9,589. | 13,199. | 13,859. |
| **P3-SL34** | 4,634. | 9,719. | 9,893. | 13,438. | 14,111. |
| **P3-SL36** | 4,683. | 9,942. | 9,923. | 13,678. | 14,362. |
| **P3-SL50** | 4,846. | 10,574. | 10,171. | 14,362. | 15,078. |
| **P3-SL52** | 5,262. | 10,732. | 10,546. | 14,585. | 15,317. |
| **P3-SL53** | 5,289. | 11,022. | 10,597. | 14,841. | 15,583. |
| **P3-SL56** | 5,349. | 11,243. | 10,678. | 15,084. | 15,837. |

**Note: Order 2 additional legs if tables will be seperated**

### Order Code

| *Example:* | **P3-SL10-G-K-R5-BG-BG-A** |
|---|---|
| **P3-SL10** | 108″ x 42″ rectangular table, 2 segments |
| **G** | Glides |
| **K** | Maple veneer top |
| **R5** | Black edgeband |
| **BG** | Single grommet, side, segment A |
| **BG** | Single grommet, side, segment B |
| **A** | Anodized Aluminum grommet and leg finish |

*Specify:*

1. Pattern number
2. Locking caster or glide option
3. Top finish selection
4. Edgeband selection
5. Edge profile option (veneer/wood edge only)
6. Grommet/Plexus cutout option, segment A
7. Grommet/Plexus cutout option, segment B
8. Grommet/leg finish

### Finishes

*Colored laminate top finishes:*
Bright White (suffix 118)
Brushed Aluminum (suffix LJ)
Brushed Sand (suffix 122)
Fog (suffix 128)
Folkstone Grey (suffix 114)
Jet Black (suffix 111)
Light Grey (suffix L)
Micro Grey (suffix 121)
Micro Sand (suffix 129)
Pumice (suffix 119)
Slate (suffix SL)
Soft Grey (suffix 117)

*Wood grain laminate finishes:*
Deep Cherry (suffix DC)
Medium Cherry (suffix 124)
Natural Cherry (suffix 126)
Natural Maple (suffix 125)
Pearwood (suffix PA)
Walnut (suffix 127)

*Veneer top/edge finishes:*
American Cherry (suffix X)
Bronzed Cherry (suffix V312)
Brown Oak (suffix V427)
Burnt Walnut (suffix V313)
Chalk Oak (suffix V421)
Ebonized Walnut (suffix D)
Graphite Oak (suffix V513)
Light Cherry (suffix V315)
Light Oak (suffix V423)
Maple (suffix K)
Medium Red Mahogany (suffix Z)
Natural Beech (suffix B)
Old English Walnut (V417)
Warm Brown Walnut (suffix J)

*Wood edge profiles:*
Autostrada edge (suffix AE)
Propeller edge (suffix PE)
Saarinen edge (suffix SE)

*Flat edgeband finish:*
Black (suffix R5)
Bright White (suffix 118)
Medium Grey (suffix R6)

*Leg and Grommet finishes:*
Anodized Aluminum (suffix A)
Jet Black (suffix 111)
Medium Metallic Grey (suffix 612)

*Glides/Casters:*
Glides (suffix G)
Locking Casters (C)



### Electrical

+ For more detailed information, consult the Electrical section of the Propeller Manual.

*Grommet options: ($43 per cutout)*
Individual table segments may be specified with zero, one or two grommets. All grommets are 3¼″ in diameter, see page 40 for details. Optional grommet-mounted power receptacles available, see page 118.

No grommet (Y)
Single grommet, center (GG)
Two grommets, left & right (AG)
Single grommet, right (BG)

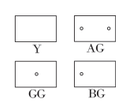


*Plexus Cutout Options: ($43 per cutout)*
Tables can be hardwired using pre-wired or empty boxes, or plugged in with plexus boxes with cordset. Individual table segments may be specified with zero, one or two cutouts. To specify plexus box and for more information, see pages 110.

For no Plexus (Y)
For medium Plexus, center, mid-depth (GM)
For medium Plexus, left & right, mid-depth (AM)
For double medium Plexus, center, mid-depth (GMD)
For double medium Plexus, left and right, mid-depth (AMD)

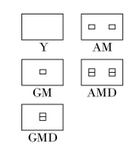


*Note:*
- Double Plexus AMD and GMD configurations not available on 42″ deep tables.
**- AM and AMD are not appropriate for stand alone tables or end segments.**

### Features

*Maintenance:*
See pages 14.

*Note:*
Propeller tables are Greenguard certified.

# Emanuela Frattini
## *Propeller® Conference Table Series*
## *Rectangular Three Segment Conference Table with Standard Legs*

*Designer(s):*
Emanuela Frattini, 1994

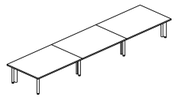

**P3-TL** Rectangular table, 3 segments, with legs

| description | total w | d | h | section width A,C | section width B | no. of legs incl. | top wgt. (lbs.) |
|---|---|---|---|---|---|---|---|
| **P3-TL** Rectangular table, 3 segments, with legs | 156″ | 42″ | 28½″ | 54″ | 48″ | 8 | 214 |
| | 168″ | 42″ | 28½″ | 60″ | 48″ | 8 | 230 |
| | 180″ | 42″ | 28½″ | 60″ | 60″ | 8 | 246 |
| | 192″ | 42″ | 28½″ | 66″ | 60″ | 8 | 262 |
| | 204″ | 42″ | 28½″ | 72″ | 60″ | 8 | 278 |
| | 216″ | 42″ | 28½″ | 72″ | 72″ | 8 | 294 |
| | 156″ | 48″ | 28½″ | 54″ | 48″ | 8 | 243 |
| | 168″ | 48″ | 28½″ | 60″ | 48″ | 8 | 263 |
| | 180″ | 48″ | 28½″ | 60″ | 60″ | 8 | 282 |
| | 192″ | 48″ | 28½″ | 66″ | 60″ | 8 | 300 |
| | 204″ | 48″ | 28½″ | 72″ | 60″ | 8 | 320 |
| | 216″ | 48″ | 28½″ | 72″ | 72″ | 8 | 339 |
| | 156″ | 60″ | 28½″ | 54″ | 48″ | 8 | 304 |
| | 168″ | 60″ | 28½″ | 60″ | 48″ | 8 | 328 |
| | 180″ | 60″ | 28½″ | 60″ | 60″ | 8 | 351 |
| | 192″ | 60″ | 28½″ | 66″ | 60″ | 8 | 375 |
| | 204″ | 60″ | 28½″ | 72″ | 60″ | 8 | 399 |
| | 216″ | 60″ | 28½″ | 72″ | 72″ | 8 | 423 |

| pattern no. | laminate/ flat edge | laminate/ wood edge | veneer/ flat edge | veneer/ wood edge (PE) | veneer/wood edge (AE, SE) |
|---|---|---|---|---|---|
| **P3-TL10** | $6,326. | $12,855. | $13,401. | $18,296. | $19,211. |
| **P3-TL12** | 6,412. | 13,077. | 13,431. | 18,537. | 19,465. |
| **P3-TL14** | 6,542. | 13,299. | 13,450. | 18,776. | 19,714. |
| **P3-TL16** | 6,607. | 13,522. | 13,752. | 19,017. | 19,969. |
| **P3-TL18** | 6,656. | 13,746. | 13,801. | 19,259. | 20,220. |
| **P3-TL20** | 6,711. | 13,972. | 13,975. | 19,497. | 20,473. |
| **P3-TL30** | 6,424. | 13,454. | 14,067. | 18,990. | 19,940. |
| **P3-TL32** | 6,513. | 13,678. | 14,110. | 19,231. | 20,192. |
| **P3-TL34** | 6,563. | 13,917. | 14,140. | 19,472. | 20,444. |
| **P3-TL36** | 6,633. | 14,141. | 14,457. | 19,710. | 20,695. |
| **P3-TL38** | 6,687. | 14,362. | 14,502. | 19,952. | 20,948. |
| **P3-TL40** | 6,749. | 14,585. | 14,681. | 20,189. | 21,198. |
| **P3-TL50** | 7,025. | 15,424. | 15,145. | 21,100. | 22,154. |
| **P3-TL52** | 7,459. | 15,580. | 15,553. | 21,324. | 22,391. |
| **P3-TL54** | 7,686. | 15,769. | 15,788. | 21,552. | 22,631. |
| **P3-TL56** | 7,719. | 16,063. | 15,864. | 21,813. | 22,903. |
| **P3-TL58** | 7,791. | 16,283. | 15,973. | 22,050. | 23,152. |
| **P3-TL60** | 7,830. | 16,540. | 16,025. | 22,300. | 23,412. |

Note: Order 4 additional legs if tables will be seperated

### Order Code

| *Example:* | **P3-TL10-G-SL-5-GG-AG-GG-612** |
|---|---|
| **P3-TL10** | 156″ x 42″ rounded rectangular table, 3 segments |
| **G** | Glides |
| **SL** | Slate laminate top |
| **5** | Medium Grey edgeband |
| **GG** | Single grommet, center, segment A |
| **AG** | Two grommets, left and right, mid-depth, segment B |
| **GG** | Single grommet, center, segment C |
| **612** | Medium Metallic Grey grommet and leg finish |

*Specify:*

1. Pattern number
2. Locking caster or glide option
3. Top finish selection
4. Edgeband selection
5. Edge profile option (veneer/wood edge only)
6. Grommet/Plexus cutout option, segment A
7. Grommet/Plexus cutout option, segment B
8. Grommet/Plexus cutout option, segment C
9. Grommet/leg finish

### Finishes

*Colored laminate top finishes:*
Bright White (suffix 118)
Brushed Aluminum (suffix LJ)
Brushed Sand (suffix 122)
Fog (suffix 128)
Folkstone Grey (suffix 114)
Jet Black (suffix 111)
Light Grey (suffix L)
Micro Grey (suffix 121)
Micro Sand (suffix 129)
Pumice (suffix 119)
Slate (suffix SL)
Soft Grey (suffix 117)

*Wood grain laminate finishes:*
Deep Cherry (suffix DC)
Medium Cherry (suffix 124)
Natural Cherry (suffix 126)
Natural Maple (suffix 125)
Pearwood (suffix PA)
Walnut (suffix 127)

*Glides/Casters:*
Glides (suffix G)
Locking Casters (suffixC)

*Veneer top/edge finishes:*
American Cherry (suffix X)
Bronzed Cherry (suffix V312)
Brown Oak (suffix V427)
Burnt Walnut (suffix V313)
Chalk Oak (suffix V421)
Ebonized Walnut (suffix D)
Graphite Oak (suffix V513)
Light Cherry (suffix V315)
Light Oak (suffix V423)
Maple (suffix K)
Medium Red Mahogany (suffix Z)
Natural Beech (suffix B)
Old English Walnut (V417)
Warm Brown Walnut (suffix J)

*Wood edge profiles:*
Autostrada edge (suffix AE)
Propeller edge (suffix PE)
Saarinen edge (suffix SE)

*Flat edgeband finish:*
Black (suffix R5)
Bright White (suffix 118)
Medium Grey (suffix R6)

*Leg and Grommet finishes:*
Anodized Aluminum (suffix A)
Jet Black (suffix 111)
Medium Metallic Grey (suffix 612)



### Electrical

+ For more detailed information, consult the Electrical section of the Propeller Manual.

*Grommet options: ($43 per cutout)*
Individual table segments may be specified with zero, one or two grommets. All grommets are 3 1/4″ in diameter, see page 40 for details. Optional grommet-mounted power receptacles available, see page 118.

No grommet (Y)
Single grommet, center, mid-depth (GG)
Two grommets, left & right, mid-depth (AG)
Single grommet, side (BG)

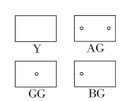


*Plexus Cutout Options: ($43 per cutout)*
Tables can be hardwired using pre-wired or empty boxes, or plugged in with plexus boxes with cordset. Individual table segments may be specified with zero, one or two cutouts. To specify plexus box and for more information, see pages 110.

For no Plexus (Y)
For medium Plexus, center, mid-depth (GM)
For medium Plexus, left & right, mid-depth (AM)
For double medium Plexus, center, mid-depth (GMD)
For double medium Plexus, left and right, mid-depth (AMD)

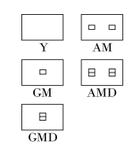


*Note:*
- Double Plexus AMD and GMD configurations not available on 42″ deep tables.
**- AM and AMD are not appropriate for stand alone tables or end segments.**

### Features

*Maintenance:*
See pages 14.

*Note:*
Propeller tables are Greenguard certified.

# Emanuela Frattini
## *Propeller® Conference Table Series*
## *Rectangular Four Segment Conference Table with Standard Legs*

*Designer(s):*
Emanuela Frattini, 1994

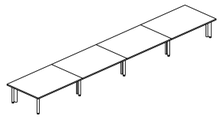

**P3-VL** Rectangular table, 4 segments, with legs

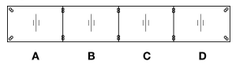


| description | total w | d | h | section width A,D | section width B,C | no. of legs incl. | top wgt. (lbs.) |
|---|---|---|---|---|---|---|---|
| | 228″ | 42″ | 28½″ | 60″ | 54″ | 10 | 312 |
| | 240″ | 42″ | 28½″ | 60″ | 60″ | 10 | 328 |
| | 252″ | 42″ | 28½″ | 66″ | 60″ | 10 | 344 |
| | 264″ | 42″ | 28½″ | 66″ | 66″ | 10 | 360 |
| | 276″ | 42″ | 28½″ | 72″ | 66″ | 10 | 376 |
| | 288″ | 42″ | 28½″ | 72″ | 72″ | 10 | 392 |
| | 228″ | 48″ | 28½″ | 60″ | 54″ | 10 | 356 |
| | 240″ | 48″ | 28½″ | 60″ | 60″ | 10 | 376 |
| | 252″ | 48″ | 28½″ | 66″ | 60″ | 10 | 394 |
| | 264″ | 48″ | 28½″ | 66″ | 66″ | 10 | 412 |
| | 276″ | 48″ | 28½″ | 72″ | 66″ | 10 | 432 |
| | 288″ | 48″ | 28½″ | 72″ | 72″ | 10 | 452 |
| | 228″ | 60″ | 28½″ | 60″ | 54″ | 10 | 444 |
| | 240″ | 60″ | 28½″ | 60″ | 60″ | 10 | 468 |
| | 252″ | 60″ | 28½″ | 66″ | 60″ | 10 | 492 |
| | 264″ | 60″ | 28½″ | 66″ | 66″ | 10 | 516 |
| | 276″ | 60″ | 28½″ | 72″ | 66″ | 10 | 540 |
| | 288″ | 60″ | 28½″ | 72″ | 72″ | 10 | 564 |

| pattern no. | laminate/ flat edge | laminate/ wood edge | veneer/ flat edge | veneer/ wood edge (PE) | veneer/wood edge (AE, SE) |
|---|---|---|---|---|---|
| **P3-VL10** | $8,418. | $17,295. | $17,675. | $24,578. | $25,806. |
| **P3-VL12** | 8,514. | 17,518. | 17,734. | 24,818. | 26,059. |
| **P3-VL14** | 8,598. | 17,741. | 18,095. | 25,059. | 26,230. |
| **P3-VL16** | 8,675. | 17,962. | 18,423. | 25,295. | 26,562. |
| **P3-VL18** | 8,734. | 18,183. | 18,504. | 25,540. | 26,817. |
| **P3-VL20** | 8,795. | 18,408. | 18,581. | 25,780. | 27,069. |
| **P3-VL30** | 8,521. | 18,117. | 18,817. | 25,505. | 26,779. |
| **P3-VL32** | 8,620. | 18,343. | 18,883. | 25,746. | 27,031. |
| **P3-VL34** | 8,697. | 18,564. | 19,224. | 25,985. | 27,285. |
| **P3-VL36** | 8,773. | 18,783. | 19,563. | 26,226. | 27,537. |
| **P3-VL38** | 8,832. | 19,010. | 19,628. | 26,464. | 27,787. |
| **P3-VL40** | 8,895. | 19,231. | 19,694. | 26,704. | 28,041. |
| **P3-VL50** | 9,716. | 20,655. | 20,750. | 28,297. | 29,711. |
| **P3-VL52** | 10,160. | 20,806. | 21,176. | 28,523. | 29,948. |
| **P3-VL54** | 10,199. | 21,100. | 21,261. | 28,780. | 30,219. |
| **P3-VL56** | 10,234. | 21,392. | 21,347. | 29,034. | 30,485. |
| **P3-VL58** | 10,313. | 21,612. | 21,466. | 29,276. | 30,739. |
| **P3-VL60** | 10,394. | 21,839. | 21,586. | 29,515. | 30,990. |

**Note: Order 6 additional legs if tables will be seperated**

### Order Code

| *Example:* | **P3-VL32-G-125-R5-Y-BG-BG-Y-A** |
|---|---|
| **P3-VL32** | 276″ x 48″ rounded rectangular table, 4 segments |
| **G** | Glides |
| **125** | Natural Maple laminate top |
| **R5** | Black edgeband |
| **Y** | No grommet, segment A |
| **BG** | Single grommet, right, segment B |
| **BG** | Single grommet, right, segment C |
| **Y** | No grommet, segment D |
| **A** | Aluminum grommet and leg finish |

*Specify:*

1. Pattern number
2. Locking caster or glide option
3. Top finish selection
4. Edgeband selection
5. Edge profile option (veneer/wood edge only)
6. Grommet/Plexus cutout option, segment A
7. Grommet/Plexus cutout option, segment B
8. Grommet/Plexus cutout option, segment C
9. Grommet/Plexus cutout option, segment D
10. Grommet/leg finish

### Finishes

*Colored laminate top finishes:*
Bright White (suffix 118)
Brushed Aluminum (suffix LJ)
Brushed Sand (suffix 122)
Fog (suffix 128)
Folkstone Grey (suffix 114)
Jet Black (suffix 111)
Light Grey (suffix L)
Micro Grey (suffix 121)
Micro Sand (suffix 129)
Pumice (suffix 119)
Slate (suffix SL)
Soft Grey (suffix 117)

*Wood grain laminate finishes:*
Deep Cherry (suffix DC)
Medium Cherry (suffix 124)
Natural Cherry (suffix 126)
Natural Maple (suffix 125)
Pearwood (suffix PA)
Walnut (suffix 127)

*Glides/Casters:*
Glides (suffix G)
Locking Casters (suffix C)

*Veneer top/edge and leg finishes:*
American Cherry (suffix X)
Bronzed Cherry (suffix V312)
Brown Oak (suffix V427)
Burnt Walnut (suffix V313)
Chalk Oak (suffix V421)
Ebonized Walnut (suffix D)
Graphite Oak (suffix V513)
Light Cherry (suffix V315)
Light Oak (suffix V423)
Maple (suffix K)
Medium Red Mahogany (suffix Z)
Natural Beech (suffix B)
Old English Walnut (V417)
Warm Brown Walnut (suffix J)

*Wood edge profiles:*
Autostrada edge (suffix AE)
Propeller edge (suffix PE)
Saarinen edge (suffix SE)

*Flat edgeband finish:*
Black (suffix R5)
Bright White (suffix 118)
Medium Grey (suffix R6)

*Grommet finishes:*
Anodized Aluminum (suffix A)
Jet Black (suffix 111)
Medium Metallic Grey (suffix 612)



### Electrical

+ For more detailed information, consult the Electrical section of the Propeller Manual.

*Grommet options: ($43 per cutout)*
Individual table segments may be specified with zero, one or two grommets. All grommets are 3⅛″ in diameter, see page 40 for details. Optional grommet-mounted power receptacles available, see page 118.

No grommet (Y)
Single grommet, center (GG)
Two grommets, left & right (AG)
Single grommet, right (BG)

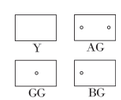


*Plexus Cutout Options: ($43 per cutout)*
Tables can be hardwired using pre-wired or empty boxes, or plugged in with plexus boxes with cordset. Individual table segments may be specified with zero, one or two cutouts. To specify plexus box and for more information, see pages 110.

For no Plexus (Y)
For medium Plexus, center, mid-depth (GM)
For medium Plexus, left & right, mid-depth (AM)
For double medium Plexus, center, mid-depth (GMD)
For double medium Plexus, left and right, mid-depth (AMD)

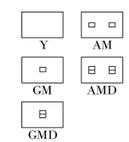


*Note:*
- Double Plexus AMD and GMD configurations not available on 42″ deep tables.
- **AM and AMD are not appropriate for stand alone tables or end segments.**

### Features

*Maintenance:*
See pages 14.

*Note:*
Propeller tables are Greenguard certified.

# Emanuela Frattini
## *Propeller® Conference Table Series*
## *Conference Tables with Drum and Peanut Base Product Information*

Below are only a few examples of suggested configurations using Propeller Conference tables with Drum and Peanut base.

The inherent flexibility of Propeller tables allows for applications Ideal for conference rooms and break-out areas.

**Table types and configurations**

P3-NP

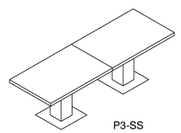
P3-SS

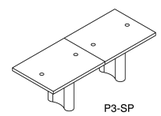
P3-SP

P3-RS

P3-DD

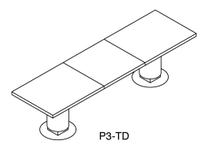
P3-TD

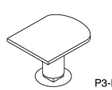
P3-BD

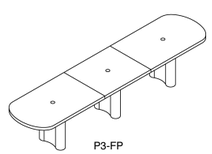
P3-FP

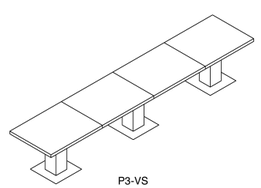
P3-VS

**Ordering Information**

*Specify:*

1. Pattern number
2. 2. Top finish selection
3. 3. Edgeband selection
4. 4. Grommet option
5. 5. Base finish

*D/P, D= Drum base, P= Peanut base

| | |
|---|---|
| P3-RD/P | Rectangular table |
| P3-BD/P | Bullet conference table |
| P3-ND/P | Rounded rectangular table |
| P3-DD/P | Round conference table |
| P3-SD/P | Square conference table |
| P3-BD/P | Rounded square table |
| P3-SD/P | Rectangular table, 2 segments |
| P3-TD/P | Rectangular table, 3 segments |
| P3-VD/P | Rectangular table, 4 segments |
| P3-CD/P | Rounded rectangular table, 2 segments |
| P3-FD/P | Rounded rectangular table, 3 segments |
| P3-ED/P | Rounded rectangular table, 4 segments |

**Contruction**

*Top:*
1 3/16″ thick, 3-ply, solid medium density fiberboard core with balanced backer sheet on bottom. Wood veneer or plastic laminate. Threaded inserts are die-cast zinc.

*Edges:*
All table edges are finished, allowing ganged tables to be separated and used individually; ABS flat edgeband and solid wood edge are available. On rectangular tables with wood edges, short sides have rectilinear edges for ganging, long side edges are chamferred.

*Long side edge detail:*
Solid wood



*Short side edge detail:*
Solid wood



*Flat edgeband:*
ABS flat edgeband, with integral color.

*Wood Edge Profiles:*
AutoStrada and Saarinen edge profiles are available as long side edge details. On rectangular tables with wood edges, short sides have rectilinear edges for ganging, long side edges are chamferred. Please contact your Knoll representative for pricing.

*Long side edge detail:*
AutoStrada profile = AE



*Long side edge detail:*
Saarinen profile = SE

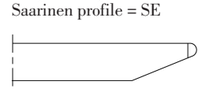

*Long side edge detail:*
Propeller profile = PE

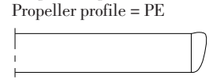



Conference tables with Drum and Peanut bases offer enhanced wire management capability and unobstructed kneespace. On most tables drum and peanut bases will be located at the center of the table or segment, some exceptions arise on tables with three and four segments, where a base is shared between two segments.

Three different Drum bases are offered, to suit varying top shapes and size of tables. Certain larger tables may require support frames under the table top. A Peanut base suits all table sizes.

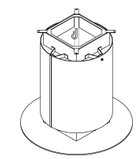

**Table with drum base**
Three sizes available.

Small: an 18″ round drum with a 25″ round footplate
Medium: an 18″ round drum with a 30″ round footplate
Large: a 23″ round drum with a 30″ round footplate

Please refer to base size when ordering a drum base table.

Drum base side panels are available as perforated metal with silver powder coat finish or matching veneer.

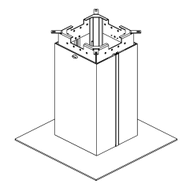

**Table with square drum base**
Three sizes available.

Small: a 13″ square drum with a 25″ square footplate
Medium: a 13″ square drum with a 30″ square footplate
Large: a 16 1/2″ square drum with a 30″ square footplate

Please refer to base size when ordering a square drum base table.

Square drum base side panels are available in a perforated solid metal with silver powder coat finish or matching veneer side panels.

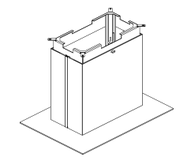

**Table with rectangular drum base**
Four sizes available.

Small: a 24″ x 13″ rectangular base with a 36″ x 30″ rectangular footplate
Medium: a 24″ x 13″ rectangular base with a 48″ x 30″ rectangular footplate
Large: a 31″ x 16″ rectangular base with a 36″ x 36″ rectangular footplate
X-Large: a 16″ x 31″ rectangular base with a 48″ x 36″ rectangular footplate

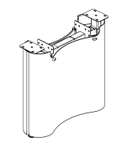

Please refer to base size when ordering a rectangular drum base table

Rectangular drum base side panels are available as solid metal with silver powder coat finish or matching veneer side panels.

**Peanut base**
All 42″, 48″, and 60″ tables feature the 27″ x 8″ Peanut base.

**Installation**

*Side panels:*
The side panels of the Drum are available in 18-gauge perforated metal with a silver powder coat finish or solid veneer (same finishes as veneer tops). Veneer panels interior finish, black powder coat sheet metal.

Panels feature black nylon fastners and are easily removable without tools, providing immediate access to wiring, in compliance with UL guidelines.



Field attachment of Drum and Peanut base to table top is necessary. Some larger configurations require attachment of support frame. Tops ship with pre-drilled holes for frame attachment.

*Connecting plate:*
For configurations using more than one segment, tops must connected using connector plates (included in box), inserted in pre-drilled holes.

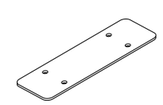

*Leveling: Drum base*
All Drums have leveling nuts to allow for irregularities in the floor.

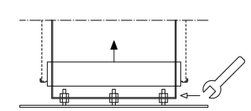

*Leveling: Peanut base*
All peanut bases have leveling glides to allow for irregularities in the floor.



*Electrical options:*
Compatible with shallow Plexus Boxes. All Drum/Peanut bases feature internal wire managment hooks. All tables with frames ship with wire management C-clips.

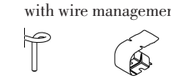

*Shipping:*
Tops, Drum/Peanut bases and frames are shipped separately. Drum and Peanut bases ship fully-assembled. Support frames, required for some larger tables are shipped in a box. Tops are predrilled for frame or base.

# Emanuela Frattini

## *Propeller® Conference Table Series*
## *Round/Rounded, Square/Rectangular and Bullet Tables with Drum Base*

*Designer(s):*
Emanuela Frattini, 2004

| | description | w | d | h | base size | no. of drums | frame | table weight (lbs.) | pattern no. | laminate/ flat edge | laminate/ wood edge | veneer/ flat edge | veneer/ wood edge | veneer/wood edge (AE, SE) |
|---|---|---|---|---|---|---|---|---|---|---|---|---|---|---|
| | **P3-DD** Round table with drum base | | 48″ | 28 1/2″ | S | 1 | N | 142 | **P3-DD48** | $3,946. | $6,146. | $5,636. | $7,730. | $8,119. |
| | | | 54″ | 28 1/2″ | M | 1 | N | 173 | **P3-DD54** | 4,295. | 6,657. | 6,096. | 8,278. | 8,693. |
| | | | 60″ | 28 1/2″ | L | 1 | N | 202 | **P3-DD60** | 4,408. | 6,761. | 6,359. | 8,541. | 8,969. |
| | **P3-MD** Rounded square table with drum base | | 48″ | 28 1/2″ | M | 1 | N | 160 | **P3-MD48** | 4,290. | 6,526. | 6,816. | 8,828. | 9,271. |
| | | | 54″ | 28 1/2″ | M | 1 | N | 178 | **P3-MD54** | 4,413. | 6,792. | 7,022. | 9,096. | 9,551. |
| | | | 60″ | 28 1/2″ | L | 1 | N | 209 | **P3-MD60** | 4,527. | 6,928. | 7,371. | 9,481. | 9,953. |
| | **P3-ND** Rounded rectangular table, with drum base | 60″ | 48″ | 28 1/2″ | M | 1 | N | 181 | **P3-ND64** | 4,484. | 7,164. | 7,474. | 10,016. | 10,517. |
| | | | | | | | | | | | | | | |
| | **P3-BD** Bullet table, with drum base | 54″ | 48″ | 28 1/2″ | M | 1 | N | 177 | **P3-BD62** | 4,411. | 7,613. | 7,218. | 9,151. | 9,607. |
| | | 60″ | 48″ | 28 1/2″ | M | 1 | N | 186 | **P3-BD64** | 4,414. | 7,645. | 7,238. | 9,234. | 9,693. |
| | | 54″ | 60″ | 28 1/2″ | L | 1 | N | 208 | **P3-BD82** | 4,704. | 8,116. | 7,767. | 9,615. | 10,097. |
| | | 60″ | 60″ | 28 1/2″ | L | 1 | N | 220 | **P3-BD84** | 4,708. | 8,147. | 7,788. | 9,857. | 10,348. |
| | | 66″ | 60″ | 28 1/2″ | L | 1 | N | 232 | **P3-BD86** | 4,864. | 8,454. | 7,978. | 10,083. | 10,586. |

### Order Code

| *Example:* | **P3-ND64-K-PE-GM-WK** |
|---|---|
| **P3-ND64** | 60″ x 48″ Rounded rectangular table |
| **K** | Maple veneer top |
| **PE** | Propeller edge profile |
| **GM** | Center plexus |
| **WK** | Maple veneer drum finish ($581 upcharge) |

*Specify:*

1. Pattern number
2. Top finish selection
3. Edgeband selection
4. Edge profile option (veneer/wood edge only)
5. Grommet/Plexus cutout option
6. Drum base finish (upcharge for veneer drum)

### Finishes

*Colored laminate top finishes:*
Bright White (suffix 118)
Brushed Aluminum (suffix LJ)
Brushed Sand (suffix 122)
Fog (suffix 128)
Folkstone Grey (suffix 114)
Jet Black (suffix 111)
Light Grey (suffix L)
Micro Grey (suffix 121)
Micro Sand (suffix 129)
Pumice (suffix 119)
Slate (suffix SL)
Soft Grey (suffix 117)

*Wood grain laminate finishes:*
Deep Cherry (suffix DC)
Medium Cherry (suffix 124)
Natural Cherry (suffix 126)
Natural Maple (suffix 125)
Pearwood (suffix PA)
Walnut (suffix 127)

*Veneer top/edge:*
American Cherry (suffix X)
Bronzed Cherry (suffix V312)
Brown Oak (suffix V427)
Burnt Walnut (suffix V313)
Chalk Oak (suffix V421)
Ebonized Walnut (suffix D)
Graphite Oak (suffix V513)
Light Cherry (suffix V315)
Light Oak (suffix V423)
Maple (suffix K)
Medium Red Mahogany (suffix Z)
Natural Beech (suffix B)
Old English Walnut (V417)
Warm Brown Walnut (suffix J)

*Wood edge profiles:*
Autostrada edge (suffix AE)
Propeller edge (suffix PE)
Saarinen edge (suffix SE)

*Flat edgeband finish:*
Black (suffix R5)
Bright White (suffix 118)
Medium Grey (suffix R6)



### Electrical

*Grommet finishes:*
Anodized Aluminum (suffix A)

*Drum Base Finishes:*
Perforated Aluminum (suffix A)

*Veneer Drum Base Finishes (upcharge applies)*
For veneer drum base finish, add letter W to the veneer finish code at the end of the pattern number (e.g. W-K for maple drum finish) and add appropriate upcharge as listed below. Interior: fabricated sheet metal with black powder coat finish.

1 base (small and medium) $724
1 base (large) $870

+ For more detailed information, consult the Electrical section of the Propeller Manual.

*Grommet Option: ($43 per cutout)*
Tables may be specified with zero, one or two grommets. All grommets are 3 1/4″ in diameter, see page 66 for details. Optional grommet-mounted power receptacles available, see page 118.

For no grommet: (suffix Y)
For center grommet: (GG)
For mid depth grommet, left and right: (AG)

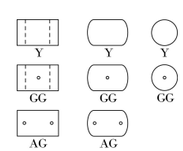


*Plexus Option: ($43 per cutout)*
Tables can be hardwired using pre-wired or empty boxes, or plugged in with plexus boxes with cordset. Tables may be specified with zero, one or two cutouts. All drum base can accommodate shallow medium plexus boxes, 60″ tables can also accommodate double wide shallow medium plexus boxes. To specify plexus box and for more information, see pages 110.

For no plexus: (suffix Y)
For center plexus: (GM)
For center double plexus: (GMD)

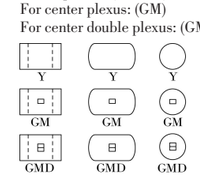


### Features

*Maintenance:*
See pages 14 .

*Frame:*
Larger tables will incorporate a frame under the table. Frame is an aluminum extrusion shipped with c-clips for wire management. For tables without a frame, please see page 106 to specify C-clips seperately.

*Base Location:*
In most cases Drum bases will be located at the center of the table or segment - some exceptions arise on the multi-segment tables, where some drums are shared between two segments.

*Note:*
Propeller tables are Greenguard certified.

**AM and AMD are not appropriate for stand alone tables or end segments.**

# Emanuela Frattini

## *Propeller® Conference Table Series*

## *Rounded Two, Three and Four Segment Conference Tables with Drum Base*

*Designer(s):*
Emanuela Frattini, 2004

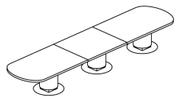

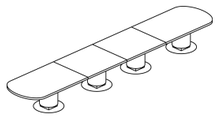

| description | total w | d | h | section width, outside | section width, inside | base size | no. of drums | frame | table wgt. (lbs.) |
|---|---|---|---|---|---|---|---|---|---|
| **P3-CD** Rounded rectangular table, 2 segments, with drum base 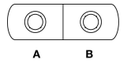  | 108″ | 48″ | 28½″ | 54″ | | S | 2 | N | 324 |
| | 120″ | 48″ | 28½″ | 60″ | | S | 2 | N | 342 |
| | 132″ | 48″ | 28½″ | 66″ | | S | 2 | N | 362 |
| | 144″ | 48″ | 28½″ | 72″ | | S | 2 | Y | 380 |
| | 156″ | 48″ | 28½″ | 78″ | | S | 2 | Y | 398 |
| | 168″ | 48″ | 28½″ | 84″ | | S | 2 | Y | 501 |
| | 108″ | 60″ | 28½″ | 54″ | | L | 2 | N | 416 |
| | 120″ | 60″ | 28½″ | 60″ | | L | 2 | N | 440 |
| | 132″ | 60″ | 28½″ | 66″ | | L | 2 | N | 464 |
| | 144″ | 60″ | 28½″ | 72″ | | L | 2 | Y | 486 |
| | 156″ | 60″ | 28½″ | 78″ | | L | 2 | Y | 510 |
| | 168″ | 60″ | 28½″ | 84″ | | L | 2 | Y | 534 |
| **P3-FD** Rounded rectangular table, 3 segments, with drum base 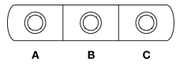  | 192″ | 48″ | 28½″ | 60″ | 72″ | S | 3 | Y | 538 |
| | 204″ | 48″ | 28½″ | 72″ | 60″ | S | 3 | Y | 557 |
| | 216″ | 48″ | 28½″ | 72″ | 72″ | S | 3 | Y | 576 |
| | 228″ | 48″ | 28½″ | 78″ | 72″ | S | 3 | Y | 594 |
| | 240″ | 48″ | 28½″ | 84″ | 72″ | S | 3 | Y | 614 |
| | 252″ | 48″ | 28½″ | 90″ | 72″ | S | 3 | Y | 632 |
| | 192″ | 60″ | 28½″ | 60″ | 72″ | L | 3 | Y | 689 |
| | 204″ | 60″ | 28½″ | 72″ | 60″ | L | 3 | Y | 632 |
| | 216″ | 60″ | 28½″ | 72″ | 72″ | L | 3 | Y | 737 |
| | 228″ | 60″ | 28½″ | 78″ | 72″ | L | 3 | Y | 761 |
| | 240″ | 60″ | 28½″ | 84″ | 72″ | L | 3 | Y | 785 |
| | 252″ | 60″ | 28½″ | 90″ | 72″ | L | 3 | Y | 807 |

| pattern no. | laminate/ flat edge | laminate/ wood edge | veneer/ flat edge | veneer/ wood edge (PE) | veneer/wood edge (AE, SE) |
|---|---|---|---|---|---|
| **P3-CD30** | $8,334. | $15,154. | $13,798. | $17,018. | $17,869. |
| **P3-CD32** | 8,342. | 15,221. | 13,830. | 17,112. | 17,967. |
| **P3-CD34** | 8,500. | 15,561. | 14,038. | 17,380. | 18,252. |
| **P3-CD36** | 9,835. | 16,883. | 15,358. | 18,807. | 19,747. |
| **P3-CD38** | 10,098. | 17,186. | 15,636. | 19,152. | 20,109. |
| **P3-CD40** | 12,967. | 19,946. | 18,440. | 22,107. | 23,212. |
| **P3-CD50** | 9,147. | 15,992. | 14,466. | 17,737. | 18,622. |
| **P3-CD52** | 9,155. | 16,064. | 14,505. | 17,835. | 18,726. |
| **P3-CD54** | 9,483. | 16,716. | 14,914. | 18,315. | 19,230. |
| **P3-CD56** | 10,822. | 18,035. | 16,243. | 19,745. | 20,732. |
| **P3-CD58** | 10,468. | 17,764. | 15,934. | 19,483. | 20,457. |
| **P3-CD60** | 10,586. | 17,934. | 16,076. | 19,693. | 20,676. |
| **P3-FD26** | 15,177. | 23,240. | 23,130. | 26,836. | 28,178. |
| **P3-FD30** | 15,396. | 24,629. | 23,484. | 27,717. | 29,104. |
| **P3-FD32** | 15,664. | 24,954. | 23,806. | 28,126. | 29,534. |
| **P3-FD34** | 16,030. | 25,388. | 24,228. | 28,635. | 30,066. |
| **P3-FD36** | 16,060. | 25,467. | 24,320. | 28,808. | 30,247. |
| **P3-FD38** | 16,592. | 26,036. | 24,900. | 29,484. | 30,956. |
| **P3-FD46** | 16,405. | 24,166. | 24,409. | 28,034. | 29,432. |
| **P3-FD50** | 16,820. | 27,064. | 25,100. | 29,525. | 31,002. |
| **P3-FD52** | 17,086. | 27,390. | 25,436. | 29,947. | 31,445. |
| **P3-FD54** | 17,457. | 27,830. | 25,869. | 30,470. | 31,994. |
| **P3-FD56** | 17,490. | 27,909. | 25,972. | 30,656. | 32,189. |
| **P3-FD58** | 18,023. | 28,489. | 26,566. | 31,346. | 32,914. |

### Order Code

| *Example:* | **P3-ED34-117-R5-AM-AM-A** |
|---|---|
| **P3-ED34** | 48″ x 288″ Rounded rectangular table |
| **117** | Soft Grey laminate top |
| **R5** | Black edgeband |
| **AM** | Medium plexus, left and right, segment A |
| **AM** | Medium plexus, left and right, segment B |
| **A** | Perforated drum anodized finish |

*Specify:*

1. Pattern number
2. Top finish selection
3. Edgeband selection
4. Edge profile option (veneer/wood edge only)
5. Grommet/Plexus cutout option, segment A
6. Grommet/Plexus cutout option, segment B
7. Grommet/Plexus cutout option, segment C
8. Grommet/Plexus cutout option, segment D
9. Drum base finish (upcharge for veneer drum)

### Finishes

*Colored laminate top finishes:*
Bright White (suffix 118)
Brushed Aluminum (suffix LJ)
Brushed Sand (suffix 122)
Fog (suffix 128)
Folkstone Grey (suffix 114)
Jet Black (suffix 111)
Light Grey (suffix L)
Micro Grey (suffix 121)
Micro Sand (suffix 129)
Pumice (suffix 119)
Slate (suffix SL)
Soft Grey (suffix 117)

*Wood grain laminate finishes:*
Deep Cherry (suffix DC)
Medium Cherry (suffix 124)
Natural Cherry (suffix 126)
Natural Maple (suffix 125)
Pearwood (suffix PA)
Walnut (suffix 127)

*Veneer top/edge:*
American Cherry (suffix X)
Bronzed Cherry (suffix V312)
Brown Oak (suffix V427)
Burnt Walnut (suffix V313)
Chalk Oak (suffix V421)
Ebonized Walnut (suffix D)
Graphite Oak (suffix V513)
Light Cherry (suffix V315)
Light Oak (suffix V423)
Maple (suffix K)
Medium Red Mahogany (suffix Z)
Natural Beech (suffix B)
Old English Walnut (V417)
Warm Brown Walnut (suffix J)

*Wood edge profiles:*
Autostrada edge (suffix AE)
Propeller edge (suffix PE)
Saarinen edge (suffix SE)

*Flat edgeband finish:*
Black (suffix R5)
Bright White (suffix 118)
Medium Grey (suffix R6)

*Grommet finishes:*
Anodized Aluminum (suffix A)

*Drum Base finishes:*
Perforated Aluminum (suffix A)

*Veneer Drum Base finishes: (upcharge applies)*
For veneer drum base finish, add letter W to the veneer finish code at the end of the pattern number (e.g. W-K for maple drum finish) and add appropriate upcharge as listed below. Interior: fabricated sheet metal with black powder coat finish.

2 bases (small) $1,450
2 bases (large) $1,738
3 bases (small) $2,175
3 bases (large) $2,609
4 bases (small) $2,900
4 bases (large) $3,478



### Electrical

+ For more detailed information. consult the Electrical section of the Propeller Manual.

*Grommet options: ($43 per cutout)*
Individual table segments may be specified with zero, one or two grommets. All grommets are 3 1/8″ in diameter. Grommet cover finish will always be Anodized Aluminum, see page 66 for details. Optional grommet-mounted power receptacles available, see page 118.

No grommet (Y)
Single grommet, center, mid-depth (GG)
Two grommets, left & right, mid-depth (AG)
Single grommet, right, mid-depth (HG)
Single grommet, left, mid-depth (BG)

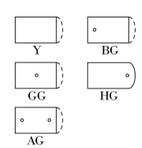


*Plexus cutout options: ($43 per cutout)*
Tables can be hardwired using pre-wired or empty boxes, or plugged in with plexus boxes with cordset. All drum base can accomodate shallow medium plexus boxes, 60″ tables can also accomodate double wide shallow medium plexus boxes. Individual table segments may be specified with zero, one or two cutouts. To specify plexus box and for more information, see pages 110.

For no Plexus (Y)
For medium Plexus, center, mid-depth (GM)
For medium Plexus, left & right, mid-depth (AM)
For double medium Plexus, center, mid-depth (GMD)
For double medium Plexus, left and right, mid-depth (AMD)

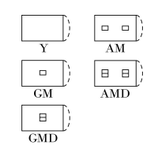


### Features

*Maintenance:*
See pages 14 .

*Frame:*
Larger tables will incorporate a frame under the table. Frame is an aluminum extrusion and is shipped with C-clips for wire management. For tables without a frame, please see page 106 to specify clips seperately.

*Base Location:*
In most cases Drum bases will be located at the center of the table or segment - some exceptions arise on the multi-segment tables, where some drums are shared between two segments.

*Note:*
Propeller tables are Greenguard certified.

**AM and AMD are not appropriate for stand alone tables or end segments.**

# Emanuela Frattini

## *Propeller® Conference Table Series*

## *Rounded Two, Three and Four Segment Conference Tables with Drum Base*

*Designer(s):*
Emanuela Frattini, 2004

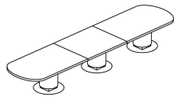

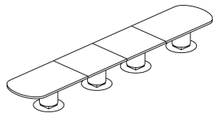

**P3-ED** Rounded rectangular table, 4 segments, with drum base

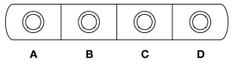


| description | total w | d | h | section width, outside | section width, inside | base size | no. of drums | frame | table wgt. (lbs.) |
|---|---|---|---|---|---|---|---|---|---|
| **P3-ED** Rounded rectangular table, 4 segments, with drum base | 264″ | 48″ | 28½″ | 72″ | 60″ | S | 3 | Y | 651 |
| | 276″ | 48″ | 28½″ | 78″ | 60″ | S | 3 | Y | 669 |
| | 288″ | 48″ | 28½″ | 78″ | 66″ | S | 3 | Y | 687 |
| | 300″ | 48″ | 28½″ | 84″ | 66″ | S | 4 | Y | 790 |
| | 312″ | 48″ | 28½″ | 84″ | 72″ | S | 4 | Y | 810 |
| | 324″ | 48″ | 28½″ | 90″ | 72″ | S | 4 | Y | 828 |
| | 264″ | 60″ | 28½″ | 72″ | 60″ | L | 3 | Y | 830 |
| | 276″ | 60″ | 28½″ | 78″ | 60″ | L | 3 | Y | 854 |
| | 288″ | 60″ | 28½″ | 78″ | 66″ | L | 3 | Y | 878 |
| | 300″ | 60″ | 28½″ | 84″ | 66″ | L | 4 | Y | 1012 |
| | 312″ | 60″ | 28½″ | 84″ | 72″ | L | 4 | Y | 1036 |
| | 324″ | 60″ | 28½″ | 90″ | 72″ | L | 4 | Y | 1058 |

| pattern no. | laminate/ flat edge | laminate/ wood edge | veneer/ flat edge | veneer/ wood edge (PE) | veneer/wood edge (AE, SE) |
|---|---|---|---|---|---|
| **P3-ED30** | $18,555. | $27,355. | $30,070. | $34,669. | $36,402. |
| **P3-ED32** | 18,806. | 27,657. | 30,387. | 35,079. | 36,832. |
| **P3-ED34** | 18,839. | 27,727. | 30,499. | 35,234. | 36,998. |
| **P3-ED36** | 21,805. | 33,807. | 33,447. | 38,767. | 40,707. |
| **P3-ED38** | 21,904. | 33,807. | 33,621. | 39,028. | 40,980. |
| **P3-ED40** | 22,444. | 34,555. | 34,225. | 39,727. | 41,716. |
| **P3-ED50** | 19,282. | 29,251. | 31,136. | 36,290. | 38,107. |
| **P3-ED52** | 19,533. | 29,557. | 31,467. | 36,714. | 38,551. |
| **P3-ED54** | 19,570. | 29,629. | 31,592. | 36,926. | 38,772. |
| **P3-ED56** | 22,541. | 35,752. | 34,552. | 40,070. | 42,072. |
| **P3-ED58** | 22,640. | 35,924. | 34,742. | 40,347. | 42,364. |
| **P3-ED60** | 23,181. | 36,514. | 35,354. | 41,061. | 43,116. |

### Order Code

| *Example:* | **P3-ED34-117-R5-AM-AM-A** |
|---|---|
| **P3-ED34** | 48″ x 288″ Rounded rectangular table |
| **117** | Soft Grey laminate top |
| **R5** | Black edgeband |
| **AM** | Medium plexus, left and right, segment A |
| **AM** | Medium plexus, left and right, segment B |
| **A** | Perforated drum anodized finish |

*Specify:*

1. Pattern number
2. Top finish selection
3. Edgeband selection
4. Edge profile option (veneer/wood edge only)
5. Grommet/Plexus cutout option, segment A
6. Grommet/Plexus cutout option, segment B
7. Grommet/Plexus cutout option, segment C
8. Grommet/Plexus cutout option, segment D
9. Drum base finish (upcharge for veneer drum)

### Finishes

*Colored laminate top finishes:*
Bright White (suffix 118)
Brushed Aluminum (suffix LJ)
Brushed Sand (suffix 122)
Fog (suffix 128)
Folkstone Grey (suffix 114)
Jet Black (suffix 111)
Light Grey (suffix L)
Micro Grey (suffix 121)
Micro Sand (suffix 129)
Pumice (suffix 119)
Slate (suffix SL)
Soft Grey (suffix 117)

*Wood grain laminate finishes:*
Deep Cherry (suffix DC)
Medium Cherry (suffix 124)
Natural Cherry (suffix 126)
Natural Maple (suffix 125)
Pearwood (suffix PA)
Walnut (suffix 127)

*Veneer top/edge:*
American Cherry (suffix X)
Bronzed Cherry (suffix V312)
Brown Oak (suffix V427)
Burnt Walnut (suffix V313)
Chalk Oak (suffix V421)
Ebonized Walnut (suffix D)
Graphite Oak (suffix V513)
Light Cherry (suffix V315)
Light Oak (suffix V423)
Maple (suffix K)
Medium Red Mahogany (suffix Z)
Natural Beech (suffix B)
Old English Walnut (V417)
Warm Brown Walnut (suffix J)

*Wood edge profiles:*
Autostrada edge (suffix AE)
Propeller edge (suffix PE)
Saarinen edge (suffix SE)

*Flat edgeband finish:*
Black (suffix R5)
Bright White (suffix 118)
Medium Grey (suffix R6)

*Grommet finishes:*
Anodized Aluminum (suffix A)

*Drum Base finishes:*
Perforated Aluminum (suffix A)

*Veneer Drum Base finishes: (upcharge applies)*
For veneer drum base finish, add letter W to the veneer finish code at the end of the pattern number (e.g. W-K for maple drum finish) and add appropriate upcharge as listed below. Interior: fabricated sheet metal with black powder coat finish.

2 bases (small) $1,450
2 bases (large) $1,738
3 bases (small) $2,175
3 bases (large) $2,609
4 bases (small) $2,900
4 bases (large) $3,478

### Electrical

+ For more detailed information. consult the Electrical section of the Propeller Manual.

*Grommet options: ($43 per cutout)*
Individual table segments may be specified with zero, one or two grommets. All grommets are 3 1/4″ in diameter. Grommet cover finish will always be Anodized Aluminum, see page 66 for details. Optional grommet-mounted power receptacles available, see page 118.

No grommet (Y)
Single grommet, center, mid-depth (GG)
Two grommets, left & right, mid-depth (AG)
Single grommet, right, mid-depth (HG)
Single grommet, left, mid-depth (BG)

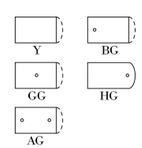


*Plexus cutout options: ($43 per cutout)*
Tables can be hardwired using pre-wired or empty boxes, or plugged in with plexus boxes with cordset. All drum base can accomodate shallow medium plexus boxes, 60″ tables can also accomodate double wide shallow medium plexus boxes. Individual table segments may be specified with zero, one or two cutouts. To specify plexus box and for more information, see pages 110.

For no Plexus (Y)
For medium Plexus, center, mid-depth (GM)
For medium Plexus, left & right, mid-depth (AM)
For double medium Plexus, center, mid-depth (GMD)
For double medium Plexus, left and right, mid-depth (AMD)

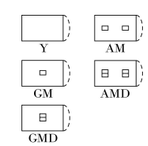


### Features

*Maintenance:*
See pages 14 .

*Frame:*
Larger tables will incorporate a frame under the table. Frame is an aluminum extrusion and is shipped with C-clips for wire management. For tables without a frame, please see page 106 to specify clips seperately.

*Base Location:*
In most cases Drum bases will be located at the center of the table or segment - some exceptions arise on the multi-segment tables, where some drums are shared between two segments.

*Note:*
Propeller tables are Greenguard certified.

**AM and AMD are not appropriate for stand alone tables or end segments.**

# Emanuela Frattini

## *Propeller® Conference Table Series*

## *Square/Rectangular Conference Tables with Square/Rectangular Drum Base*

*Designer(s):*
Emanuela Frattini

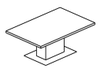

| description | overall width | d | h | base size | no. of drums | frame | table weight (lbs.) | pattern no. | laminate/ flat edge | laminate/ wood edge | veneer/ flat edge | veneer/ wood edge | veneer/wood edge (AE/SE |
|---|---|---|---|---|---|---|---|---|---|---|---|---|---|
| **P3-SS** Square table, with square drum base | 54″ | 54″ | 28½″ | M | 1 | N | 193 | **P3-SS54** | $3,852. | $5,643. | $5,900. | $7,070. | $7,292. |
| | 60″ | 60″ | 28½″ | L | 1 | N | 227 | **P3-SS60** | 3,997. | 5,841. | 6,162. | 7,375. | 7,603. |
| | 48″ | 48″ | 28½″ | M | 1 | N | 173 | **P3-SS48** | 1,178. | 1,178. | 1,178. | 1,178. | 1,178. |
| **P3-RS** Rectangular table, with square drum base | 54″ | 48″ | 28½″ | M | 1 | N | 182 | **P3-RS62** | 3,798. | 5,735. | 6,221. | 7,263. | 7,492. |
| | 60″ | 48″ | 28½″ | M | 1 | N | 192 | **P3-RS64** | 3,805. | 5,760. | 6,245. | 7,305. | 7,532. |
| | 48″ | 60″ | 28½″ | L | 1 | N | 204 | **P3-RS80** | 3,939. | 5,900. | 6,391. | 7,445. | 7,674. |
| | 54″ | 60″ | 28½″ | L | 1 | N | 215 | **P3-RS82** | 4,080. | 6,203. | 6,631. | 7,715. | 7,960. |
| **P3-RR** Rectangular table, with rectangular drum base | 84″ | 48″ | 28½″ | M | 1 | Y | 267 | **P3-RR72** | 5,766. | 7,960. | 8,386. | 9,578. | 9,831. |
| | 72″ | 48″ | 28½″ | S | 1 | Y | 226 | **P3-RR68** | 4,083. | 6,220. | 6,569. | 7,692. | 7,933. |
| | 72″ | 60″ | 28½″ | L | 1 | Y | 270 | **P3-RR88** | 4,588. | 6,935. | 7,202. | 8,379. | 8,638. |
| | 84″ | 60″ | 28½″ | XL | 1 | Y | 319 | **P3-RR92** | 6,343. | 8,740. | 9,168. | 10,415. | 10,688. |

### Order Code

| *Example:* | **P3-SS54-V417-SE-Y-WV417** |
|---|---|
| **P3-SS54** | 54″ x 54″ Square table with square drum base |
| **V417** | Old English Walnut veneer top |
| **SE** | Saarinen edge detail |
| **Y** | No grommet/plexus cutout |
| **WV417** | Old English Walnut veneer drum finish |

*Example:*

1. Pattern number
2. Top finish selection
3. Edgeband profile
4. Edge profile option (veneer/wood edge only)
5. Grommet/Plexus cutout option, segment A
6. Drum base finish (upcharge for veneer drum)

### Finishes

*Colored laminate top finishes:*
Bright White (suffix 118)
Brushed Aluminum (suffix LJ)
Brushed Sand (suffix 122)
Fog (suffix 128)
Folkstone Grey (suffix 114)
Jet Black (suffix 111)
Light Grey (suffix L)
Micro Grey (suffix 121)
Micro Sand (suffix 129)
Pumice (suffix 119)
Slate (suffix SL)
Soft Grey (suffix 117)

*Wood grain laminate finishes:*
Deep Cherry (suffix DC)
Medium Cherry (suffix 124)
Natural Cherry (suffix 126)
Natural Maple (suffix 125)
Pearwood (suffix PA)
Walnut (suffix 127)

*Veneer top/edge:*
American Cherry (suffix X)
Bronzed Cherry (suffix V312)
Brown Oak (suffix V427)
Burnt Walnut (suffix V313)
Chalk Oak (suffix V421)
Ebonized Walnut (suffix D)
Graphite Oak (suffix V513)
Light Cherry (suffix V315)
Light Oak (suffix V423)
Maple (suffix K)
Medium Red Mahogany (suffix Z)
Natural Beech (suffix B)
Old English Walnut (V417)
Warm Brown Walnut (suffix J)

*Wood edge profiles:*
Autostrada edge (suffix AE)
Propeller edge (suffix PE)
Saarinen edge (suffix SE)

*Flat edgeband finish:*
Black (suffix R5)
Bright White (suffix 118)
Medium Grey (suffix R6)

*Grommet finishes:*
Anodized Aluminum (suffix A)

*Drum Base finishes:*
Aluminum (suffix A)

*Veneer Drum Base finishes: (upcharge applies)*
For veneer drum base finish, add letter W to the veneer finish code at the end of the pattern number (e.g. W-K for maple drum finish) and add appropriate upcharge as listed below. Interior: fabricated sheet metal with black powder coat finish.

*Square Drum Base:*
1 base (medium) $886
1 base (large) $1,023

*Rectangular Drum Base:*
1 base (small) $1,082
1 base (medium) $1,158
1 base (large) $1,215
1 base (x-large) $1,293



### Electrical

+ For more detailed information. consult the Electrical section of the Propeller Manual.

*Grommet options: ($43 per cutout)*
Individual table segments may be specified with zero, one or two grommets. All grommets are 3 1/8″ in diameter. Grommet cover finish will always be Anodized Aluminum, see page 66 for details. Optional grommet-mounted power receptacles available, see page 118.

No grommet (Y)
Single grommet, center, mid-depth (GG)
Two grommets, left & right, mid-depth (AG)
Single grommet, right, mid-depth (HG)
Single grommet, left, mid-depth (BG)

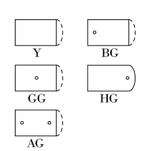


*Plexus cutout options: ($43 per cutout)*
Tables can be hardwired using pre-wired or empty boxes, or plugged in with plexus boxes with cordset. All drum base can accomodate shallow medium plexus boxes, 60″ tables can also accomodate double wide shallow medium plexus boxes. Individual table segments may be specified with zero, one or two cutouts. To specify plexus box and for more information, see pages 110.

For no Plexus (Y)
For medium Plexus, center, mid-depth (GM)
For medium Plexus, left & right, mid-depth (AM)
For double medium Plexus, center, mid-depth (GMD)
For double medium Plexus, left and right, mid-depth (AMD)

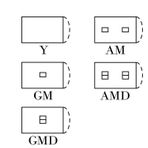


### Features

*Maintenance:*
See pages 14 .

*Frame:*
Larger tables will incorporate a frame under the table. Frame is an aluminum extrusion and is shipped with C-clips for wire management. For tables without a frame, please see page 106 to specify clips separately.

*Base Location:*
In most cases Drum bases will be located at the center of the table or segment - some exceptions arise on the multi-segment tables, where some drums are shared between two segments.

*Note:*
Propeller tables are Greenguard certified.

**AM and AMD are not appropriate for stand alone tables or end segments.**

# Emanuela Frattini

## *Propeller® Conference Table Series*

## *Rectangular Two, Three and Four Segment Conference Tables with Square Drum Base*

*Designer(s):*
Emanuela Frattini, 2004

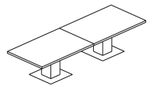

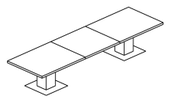

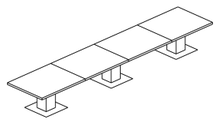

| description | overall width | d | h | section width, outside | section width, inside | base size | no. of drums | frame | table weight (lbs.) |
|---|---|---|---|---|---|---|---|---|---|
| **P3-SS** Rectangular table, 2 segments, with square drum base | 108″ | 48″ | 28½″ | 54″ | | S | 2 | N | 334 |
| | 120″ | 48″ | 28½″ | 60″ | | S | 2 | N | 354 |
| | 132″ | 48″ | 28½″ | 66″ | | S | 2 | N | 372 |
| | 144″ | 48″ | 28½″ | 72″ | | S | 2 | Y | 392 |
| | 108″ | 60″ | 28½″ | 54″ | | L | 2 | N | 430 |
| | 120″ | 60″ | 28½″ | 60″ | | L | 2 | N | 454 |
| | 132″ | 60″ | 28½″ | 66″ | | L | 2 | N | 478 |
| | 144″ | 60″ | 28½″ | 72″ | | L | 2 | Y | 502 |
| **P3-TS** Rectangular table, 3 segments, with square drum base | 156″ | 48″ | 28½″ | 54″ | 48″ | S | 2 | Y | 409 |
| | 168″ | 48″ | 28½″ | 60″ | 48″ | S | 2 | Y | 494 |
| | 180″ | 48″ | 28½″ | 60″ | 60″ | S | 3 | N | 549 |
| | 192″ | 48″ | 28½″ | 66″ | 60″ | S | 3 | N | 549 |
| | 204″ | 48″ | 28½″ | 72″ | 60″ | S | 3 | Y | 569 |
| | 216″ | 48″ | 28½″ | 72″ | 72″ | S | 3 | Y | 588 |
| | 156″ | 60″ | 28½″ | 54″ | 48″ | L | 2 | Y | 524 |
| | 168″ | 60″ | 28½″ | 60″ | 48″ | L | 2 | Y | 548 |
| | 180″ | 60″ | 28½″ | 60″ | 60″ | L | 3 | N | 705 |
| | 192″ | 60″ | 28½″ | 66″ | 60″ | L | 3 | N | 705 |
| | 204″ | 60″ | 28½″ | 72″ | 60″ | L | 3 | Y | 669 |
| | 216″ | 60″ | 28½″ | 72″ | 72″ | L | 3 | Y | 753 |
| **P3-VS** Rectangular table, 4 segments, with square drum base | 228″ | 48″ | 28½″ | 60″ | 54″ | S | 3 | Y | 605 |
| | 240″ | 48″ | 28½″ | 60″ | 60″ | S | 3 | Y | 625 |
| | 252″ | 48″ | 28½″ | 66″ | 60″ | S | 3 | Y | 643 |
| | 264″ | 48″ | 28½″ | 66″ | 66″ | S | 3 | Y | 765 |
| | 276″ | 48″ | 28½″ | 72″ | 66″ | S | 3 | Y | 681 |
| | 288″ | 48″ | 28½″ | 72″ | 72″ | S | 3 | Y | 701 |
| | 228″ | 60″ | 28½″ | 60″ | 54″ | L | 3 | Y | 774 |
| | 240″ | 60″ | 28½″ | 60″ | 60″ | L | 3 | Y | 798 |
| | 252″ | 60″ | 28½″ | 66″ | 60″ | L | 3 | Y | 822 |
| | 264″ | 60″ | 28½″ | 66″ | 66″ | L | 3 | Y | 846 |
| | 276″ | 60″ | 28½″ | 72″ | 66″ | L | 3 | Y | 870 |
| | 288″ | 60″ | 28½″ | 72″ | 72″ | L | 3 | Y | 894 |

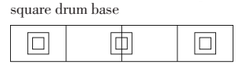

| pattern no. | laminate/ flat edge | laminate/ wood edge | veneer/ flat edge | veneer/ wood edge (PE) | veneer/wood edge (AE, SE) |
|---|---|---|---|---|---|
| **P3-SS30** | $7,310. | $11,167. | $12,163. | $14,228. | $14,684. |
| **P3-SS32** | 7,310. | 11,231. | 12,191. | 14,321. | 14,778. |
| **P3-SS34** | 7,527. | 11,735. | 12,471. | 14,672. | 15,146. |
| **P3-SS36** | 8,937. | 13,216. | 13,905. | 16,153. | 16,632. |
| **P3-SS50** | 8,164. | 12,408. | 13,267. | 15,446. | 15,925. |
| **P3-SS52** | 7,984. | 11,688. | 12,320. | 14,749. | 15,200. |
| **P3-SS53** | 8,445. | 13,086. | 13,655. | 15,960. | 16,470. |
| **P3-SS56** | 9,867. | 14,573. | 15,106. | 17,452. | 17,967. |
| **P3-TS30** | 9,874. | 15,322. | 16,528. | 19,676. | 20,321. |
| **P3-TS32** | 10,002. | 15,521. | 16,692. | 19,899. | 20,549. |
| **P3-TS34** | 10,962. | 16,844. | 18,290. | 21,480. | 22,164. |
| **P3-TS36** | 11,179. | 17,353. | 18,571. | 21,830. | 22,533. |
| **P3-TS38** | 13,391. | 19,630. | 20,812. | 24,118. | 24,821. |
| **P3-TS40** | 13,685. | 20,105. | 21,146. | 24,516. | 25,231. |
| **P3-TS50** | 10,797. | 17,008. | 18,360. | 21,585. | 22,292. |
| **P3-TS52** | 10,751. | 16,417. | 17,547. | 21,022. | 21,702. |
| **P3-TS54** | 11,975. | 17,523. | 18,490. | 22,123. | 22,796. |
| **P3-TS56** | 12,437. | 18,927. | 19,817. | 23,335. | 24,067. |
| **P3-TS58** | 14,667. | 21,216. | 22,066. | 25,635. | 26,367. |
| **P3-TS60** | 15,083. | 22,140. | 22,943. | 26,466. | 27,233. |
| **P3-VS30** | 14,895. | 22,672. | 24,627. | 28,831. | 29,737. |
| **P3-VS32** | 14,900. | 22,737. | 24,657. | 28,918. | 29,832. |
| **P3-VS34** | 15,345. | 23,470. | 25,167. | 29,497. | 30,427. |
| **P3-VS36** | 15,562. | 23,978. | 25,448. | 29,848. | 30,796. |
| **P3-VS38** | 15,832. | 24,311. | 25,741. | 30,194. | 31,142. |
| **P3-VS40** | 15,837. | 24,381. | 25,769. | 30,281. | 31,236. |
| **P3-VS50** | 15,960. | 23,363. | 24,640. | 29,487. | 30,381. |
| **P3-VS52** | 16,141. | 24,083. | 25,581. | 30,183. | 31,112. |
| **P3-VS54** | 16,651. | 24,992. | 26,196. | 30,927. | 31,885. |
| **P3-VS56** | 17,113. | 26,396. | 27,525. | 32,137. | 33,156. |
| **P3-VS58** | 17,395. | 26,735. | 27,835. | 32,489. | 33,513. |
| **P3-VS60** | 17,406. | 26,811. | 27,875. | 32,576. | 33,600. |

### Order Code

| *Example:* | **P3-SS30-V421-R5-GM-GM-WV421** |
|---|---|
| **P3-SS30** | 48″ x 108″ rect. table |
| **V421** | Chalk Oak veneer top |
| **R5** | Black edgeband |
| **GM** | Medium plexus, left and right, mid-depth, segment A |
| **GM** | Medium plexus, left and right, mid-depth, segment B |
| **WV421** | Chalk Oak veneer drum finish (upchg. applies) |

*Specify:*

1. Pattern number
2. Top finish selection
3. Edgeband selection
4. Edge profile option (veneer/wood edge only)
5. Grommet/Plexus cutout option, segment A
6. Grommet/Plexus cutout option, segment B
7. Drum base finish (upcharge for veneer drum)

### Finishes

*Colored laminate top finishes:*
Bright White (suffix 118)
Brushed Aluminum (suffix LJ)
Brushed Sand (suffix 122)
Fog (suffix 128)
Folkstone Grey (suffix 114)
Jet Black (suffix 111)
Light Grey (suffix L)
Micro Grey (suffix 121)
Micro Sand (suffix 129)
Pumice (suffix 119)
Slate (suffix SL)
Soft Grey (suffix 117)

*Wood grain laminate finishes:*
Deep Cherry (suffix DC)
Medium Cherry (suffix 124)
Natural Cherry (suffix 126)
Natural Maple (suffix 125)
Pearwood (suffix PA)
Walnut (suffix 127)

*Veneer top/edge:*
American Cherry (suffix X)
Bronzed Cherry (suffix V312)
Brown Oak (suffix V427)
Burnt Walnut (suffix V313)
Chalk Oak (suffix V421)
Ebonized Walnut (suffix D)
Graphite Oak (suffix V513)
Light Cherry (suffix V315)
Light Oak (suffix V423)
Maple (suffix K)
Medium Red Mahogany (suffix Z)
Natural Beech (suffix B)
Old English Walnut (V417)
Warm Brown Walnut (suffix J)

*Wood edge profiles:*
Autostrada edge (suffix AE)
Propeller edge (suffix PE)
Saarinen edge (suffix SE)

*Flat edgeband finish:*
Black (suffix R5)
Bright White (suffix 118)
Medium Grey (suffix R6)

*Grommet finishes:*
Anodized Aluminum (suffix A)

*Drum Base finishes:*
Aluminum (suffix A)

*Veneer Drum Base finishes: (upcharge applies)*
For veneer drum base finish, add letter W to the veneer finish code at the end of the pattern number (e.g. W-K for maple drum finish) and add appropriate upcharge as listed below. Interior: fabricated sheet metal with black powder coat finish.

2 bases (small) $1,826
2 bases (large) $2,107
3 bases (small) $2,738
3 bases (large) $3,160

### Electrical

+ For more detailed information, consult the Electrical section of the Propeller Manual.

*Grommet options: ($43 per cutout)*
Individual table segments may be specified with zero, one or two grommets. All grommets are 3¼″ in diameter. Grommet cover finish will always be Anodized Aluminum, see page 66 for details. Optional grommet-mounted power receptacles available, see page 118.

No grommet (Y)
Single grommet, center (GG)
Two grommets, left & right (AG)
Single grommet, side (BG)

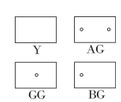


*Plexus cutout options: ($43 per cutout)*
Tables can be hardwired using pre-wired or empty boxes, or plugged in with plexus boxes with cordset. All drum base can accomodate shallow medium plexus boxes, 60″ tables can also accomodate double wide shallow medium plexus boxes. Individual table segments may be specified with zero, one or two cutouts. To specify plexus box and for more information, see pages 110.

For no Plexus (Y)
For medium Plexus, center, mid-depth (GM)
For medium Plexus, left & right, mid-depth (AM)
For double medium Plexus, center, mid-depth (GMD)
For double medium Plexus, left and right, mid-depth (AMD)

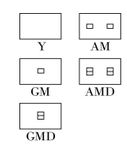


### Features

*Maintenance:*
See pages 14 .

*Frame:*
Larger tables will incorporate a frame under the table. Frame ships with C-clips for wire mangement. For tables without a frame, please see page 106 to specify clips seperately.

*Base Location:*
In most cases Drum bases will be located at the center of the table or segment - some exceptions arise on the multi-segment tables, where some drums are shared between two segments.

*Note:*
Propeller tables are Greenguard certified.

**AM and AMD are not appropriate for stand alone tables or end segments.**

# Emanuela Frattini

## *Propeller® Conference Table Series*

## *Bullet, Rounded and Rectangular Conference Tables with Peanut Base*

*Designer(s):*
Emanuela Frattini, 2004

| | description | w | d | h | frame | no. of bases |
|---|---|---|---|---|---|---|
| | **P3-BP** Bullet table, with peanut base 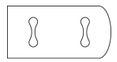 | 78″ | 42″ | 28 1/2″ | N | 2 |
| | | 84″ | 42″ | 28 1/2″ | N | 2 |
| | | 90″ | 42″ | 28 1/2″ | N | 2 |
| | | 96″ | 42″ | 28 1/2″ | N | 2 |
| | | 78″ | 48″ | 28 1/2″ | N | 2 |
| | | 84″ | 48″ | 28 1/2″ | N | 2 |
| | | 90″ | 48″ | 28 1/2″ | N | 2 |
| | | 96″ | 48″ | 28 1/2″ | N | 2 |
| | | 96″ | 60″ | 28 1/2″ | N | 2 |
| | **P3-NP** Rounded rectangular table, with peanut base 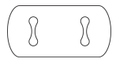 | 78″ | 42″ | 28 1/2″ | N | 2 |
| | | 84″ | 42″ | 28 1/2″ | N | 2 |
| | | 90″ | 42″ | 28 1/2″ | N | 2 |
| | | 96″ | 42″ | 28 1/2″ | N | 2 |
| | | 78″ | 48″ | 28 1/2″ | N | 2 |
| | | 84″ | 48″ | 28 1/2″ | N | 2 |
| | | 90″ | 48″ | 28 1/2″ | N | 2 |
| | | 96″ | 48″ | 28 1/2″ | N | 2 |
| | | 96″ | 60″ | 28 1/2″ | N | 2 |
| | **P3-RP** Rectangular table, with peanut base 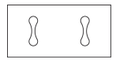 | 78″ | 42″ | 28 1/2″ | N | 2 |
| | | 84″ | 42″ | 28 1/2″ | N | 2 |
| | | 90″ | 42″ | 28 1/2″ | N | 2 |
| | | 96″ | 42″ | 28 1/2″ | N | 2 |
| | | 78″ | 48″ | 28 1/2″ | N | 2 |
| | | 84″ | 48″ | 28 1/2″ | N | 2 |
| | | 90″ | 48″ | 28 1/2″ | N | 2 |
| | | 96″ | 48″ | 28 1/2″ | N | 2 |
| | | 96″ | 60″ | 28 1/2″ | N | 2 |

| pattern no. | laminate/ flat edge | laminate/ wood edge | veneer/ flat edge | veneer/ wood edge (PE) | veneer/wood edge (AE, SE) |
|---|---|---|---|---|---|
| **P3-BP50** | $5,069. | $8,431. | $7,788. | $9,868. | $10,365. |
| **P3-BP52** | 5,073. | 8,462. | 7,802. | 9,913. | 10,408. |
| **P3-BP54** | 5,079. | 8,493. | 7,895. | 10,036. | 10,538. |
| **P3-BP56** | 5,084. | 8,524. | 7,910. | 10,080. | 10,584. |
| **P3-BP70** | 5,073. | 8,450. | 8,008. | 10,113. | 10,618. |
| **P3-BP72** | 5,079. | 8,482. | 8,027. | 10,155. | 10,663. |
| **P3-BP74** | 5,084. | 8,514. | 8,162. | 10,323. | 10,841. |
| **P3-BP76** | 5,087. | 8,546. | 8,180. | 10,367. | 10,884. |
| **P3-BP96** | 5,310. | 9,014. | 8,691. | 10,951. | 11,499. |
| **P3-NP50** | 5,021. | 7,887. | 8,217. | 10,873. | 11,417. |
| **P3-NP52** | 5,026. | 7,917. | 8,232. | 10,915. | 11,461. |
| **P3-NP54** | 5,027. | 7,950. | 8,413. | 11,132. | 11,688. |
| **P3-NP56** | 5,032. | 7,981. | 8,427. | 11,172. | 11,732. |
| **P3-NP70** | 5,025. | 7,889. | 8,239. | 10,892. | 11,438. |
| **P3-NP72** | 5,028. | 7,920. | 8,256. | 10,937. | 11,483. |
| **P3-NP74** | 5,032. | 7,953. | 8,441. | 11,155. | 11,711. |
| **P3-NP76** | 5,037. | 7,985. | 8,457. | 11,199. | 11,760. |
| **P3-NP96** | 5,237. | 8,346. | 8,815. | 11,562. | 12,139. |
| **P3-RP50** | 4,817. | 6,707. | 7,063. | 8,503. | 8,928. |
| **P3-RP52** | 4,822. | 6,738. | 7,270. | 8,763. | 9,200. |
| **P3-RP54** | 4,829. | 6,768. | 7,284. | 8,803. | 9,243. |
| **P3-RP56** | 4,832. | 6,803. | 7,299. | 8,847. | 9,291. |
| **P3-RP70** | 4,822. | 6,731. | 7,279. | 8,757. | 9,195. |
| **P3-RP72** | 4,829. | 6,762. | 7,410. | 8,933. | 9,380. |
| **P3-RP74** | 4,834. | 6,795. | 7,425. | 8,980. | 9,429. |
| **P3-RP76** | 4,837. | 6,827. | 7,442. | 9,026. | 9,476. |
| **P3-RP96** | 5,025. | 7,229. | 7,853. | 9,517. | 9,994. |

### Order Code

| | |
|---|---|
| *Example:* | **P3-BP52-118-118-Y-A** |
| **P3-BP52** | 84″ x 42″ Rectangular table |
| **118** | Bright White laminate top |
| **118** | Bright White edgeband |
| **Y** | No grommet |
| **A** | Anodized aluminum base |

*Specify:*

1. Pattern number
2. Top finish selection
3. Edgeband selection
4. Edge profile option (veneer/wood edge only)
5. Grommet/Plexus cutout option
6. Peanut base selection

### Finishes

*Colored laminate top finishes:*
Bright White (suffix 118)
Brushed Aluminum (suffix LJ)
Brushed Sand (suffix 122)
Fog (suffix 128)
Folkstone Grey (suffix 114)
Jet Black (suffix 111)
Light Grey (suffix L)
Micro Grey (suffix 121)
Micro Sand (suffix 129)
Pumice (suffix 119)
Slate (suffix SL)
Soft Grey (suffix 117)

*Wood grain laminate finishes:*
Deep Cherry (suffix DC)
Medium Cherry (suffix 124)
Natural Cherry (suffix 126)
Natural Maple (suffix 125)
Pearwood (suffix PA)
Walnut (suffix 127)

*Veneer top/edge:*
American Cherry (suffix X)
Bronzed Cherry (suffix V312)
Brown Oak (suffix V427)
Burnt Walnut (suffix V313)
Chalk Oak (suffix V421)
Ebonized Walnut (suffix D)
Graphite Oak (suffix V513)
Light Cherry (suffix V315)
Light Oak (suffix V423)
Maple (suffix K)
Medium Red Mahogany (suffix Z)
Natural Beech (suffix B)
Old English Walnut (V417)
Warm Brown Walnut (suffix J)

*Wood edge profiles:*
Autostrada edge (suffix AE)
Propeller edge (suffix PE)
Saarinen edge (suffix SE)

*Flat edgeband finish:*
Black (suffix R5)
Bright White (suffix 118)
Medium Grey (suffix R6)

*Grommet finishes:*
Anodized Aluminum (suffix A)

*Peanut Base finishes:*
Perforated Aluminum (suffix A)

*Veneer Peanut Base finishes: (upcharge applies)*
For veneer peanut base finish, add letter W to the veneer finish code at the end of the pattern number (e.g. W-K for maple peanut base finish) and add appropriate upcharge as listed below. Interior: fabricated sheet metal with black powder coat finish.

2 bases $3,582

### Electrical

+ For more detailed information, consult the Electrical section of the Propeller Manual.

*Grommet options: ($43 per cutout)*
Tables may be specified with zero, one or two grommets. All grommets are 3 1/4″ in diameter. Grommet cover finish will always be Anodized Aluminum, see page 66 for details. Optional grommet-mounted power receptacles available, see page 118.

No grommet (Y)
Single grommet, center (GG)
Two grommets, left & right (AG)
Single grommet, side (BG)
Single grommet, right, mid-depth (HG)

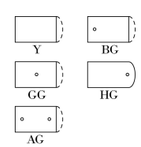


*Plexus cutout options: ($43 per cutout)*
Tables can be hardwired using pre-wired or empty boxes, or plugged in with plexus boxes with cordset. All drum base and peanut tables can accomodate shallow medium plexus boxes, 60″ tables can also accomodate double wide shallow medium plexus boxes. Tables may be specified with zero, one or two cutouts. To specify plexus box and for more information, see pages 110.

For no Plexus (Y)
For medium Plexus, center, mid-depth (GM)
For medium Plexus, left & right, mid-depth (AM)
For double medium Plexus, center, mid-depth (GMD)
For double medium Plexus, left and right, mid-depth (AMD)

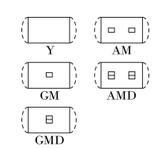


*Note:*
- Double Plexus AMD and GMD configurations not available on 42″ deep tables.

### Features

*Maintenance:*
See pages 14

*Frame:*
Larger tables will incorporate a frame under the table. Frame is an aluminum extrusion that includes C-clips for wire management. For tables without a frame, please see page 106 to specify C-clips separately.

*Base Location:*
For stand alone tables, two peanut bases will be located 20″ from the edge of the table. On multi-segment tables, the peanut base is located at the center of each segment except on certain four segment tables, where some peanut bases are shared between two segments.

Please note that on 42″ deep tables with peanut base, the knee space dimension immediately in front of the base is 7 1/2″ from the edge.

*Note:*
Propeller tables are Greenguard certified.

**AM and AMD are not appropriate for stand alone tables or end segments.**

# Emanuela Frattini
## *Propeller® Conference Table Series*
## *Rounded Two, Three and Four Segment Conference Tables with Peanut Base*

*Designer(s):*
Emanuela Frattini, 2004

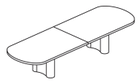

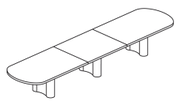

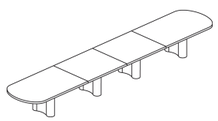

| description | overall w | d | h | section width, outside | section width, inside | frame | no. of bases |
|---|---|---|---|---|---|---|---|
| **P3-CP** Rounded rectangular table, 2 segments, with peanut base | 108″ | 42″ | 28½″ | 54″ | | Y | 2 |
| | 120″ | 42″ | 28½″ | 60″ | | Y | 2 |
| | 132″ | 42″ | 28½″ | 66″ | | Y | 2 |
| | 144″ | 42″ | 28½″ | 72″ | | Y | 2 |
| | 156″ | 42″ | 28½″ | 78″ | | Y | 2 |
| | 168″ | 42″ | 28½″ | 84″ | | Y | 3 |
| | 180″ | 42″ | 28½″ | 90″ | | Y | 3 |
| | 108″ | 48″ | 28½″ | 54″ | | Y | 2 |
| | 120″ | 48″ | 28½″ | 60″ | | Y | 2 |
| | 132″ | 48″ | 28½″ | 66″ | | Y | 2 |
| | 144″ | 48″ | 28½″ | 72″ | | Y | 2 |
| | 156″ | 48″ | 28½″ | 78″ | | Y | 2 |
| | 168″ | 48″ | 28½″ | 84″ | | Y | 3 |
| | 180″ | 48″ | 28½″ | 90″ | | Y | 3 |
| | 108″ | 60″ | 28½″ | 54″ | | Y | 2 |
| | 120″ | 60″ | 28½″ | 60″ | | Y | 2 |
| | 132″ | 60″ | 28½″ | 66″ | | Y | 2 |
| | 144″ | 60″ | 28½″ | 72″ | | Y | 2 |
| | 156″ | 60″ | 28½″ | 78″ | | Y | 2 |
| | 168″ | 60″ | 28½″ | 84″ | | Y | 3 |
| | 180″ | 60″ | 28½″ | 90″ | | Y | 3 |
| **P3-FP** Rounded rectangular table, 3 segments, with peanut base | 192″ | 42″ | 28½″ | 60″ | 72″ | Y | 3 |
| | 204″ | 42″ | 28½″ | 72″ | 60″ | Y | 3 |
| | 216″ | 42″ | 28½″ | 72″ | 72″ | Y | 3 |
| | 228″ | 42″ | 28½″ | 78″ | 72″ | Y | 3 |
| | 240″ | 42″ | 28½″ | 84″ | 72″ | Y | 3 |

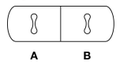


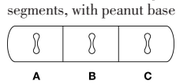


| pattern no. | laminate/ flat edge | laminate/ wood edge | veneer/ flat edge | veneer/ wood edge (PE) | veneer/wood edge (AE, SE) |
|---|---|---|---|---|---|
| **P3-CP10** | $7,342. | $14,204. | $12,809. | $15,984. | $16,784. |
| **P3-CP12** | 7,349. | 14,273. | 12,842. | 16,075. | 16,879. |
| **P3-CP14** | 7,796. | 14,882. | 13,322. | 16,629. | 17,464. |
| **P3-CP16** | 7,805. | 14,948. | 13,354. | 16,721. | 17,556. |
| **P3-CP18** | 8,066. | 15,254. | 13,627. | 17,064. | 17,917. |
| **P3-CP20** | 10,313. | 17,427. | 15,826. | 19,391. | 20,362. |
| **P3-CP22** | 10,448. | 17,612. | 15,978. | 19,607. | 20,588. |
| **P3-CP30** | 7,349. | 14,230. | 12,846. | 16,035. | 16,838. |
| **P3-CP32** | 7,359. | 14,297. | 12,880. | 16,130. | 16,935. |
| **P3-CP34** | 7,804. | 14,909. | 13,365. | 16,688. | 17,524. |
| **P3-CP36** | 7,814. | 14,977. | 13,399. | 16,784. | 17,621. |
| **P3-CP38** | 8,075. | 15,283. | 13,679. | 17,129. | 17,987. |
| **P3-CP40** | 10,322. | 17,455. | 15,880. | 19,459. | 20,434. |
| **P3-CP42** | 10,457. | 17,642. | 16,032. | 19,680. | 20,663. |
| **P3-CP50** | 7,548. | 14,492. | 12,920. | 16,139. | 16,945. |
| **P3-CP52** | 7,556. | 14,560. | 12,963. | 16,240. | 17,051. |
| **P3-CP54** | 8,173. | 15,486. | 13,646. | 17,008. | 17,858. |
| **P3-CP56** | 8,185. | 15,553. | 13,689. | 17,108. | 17,962. |
| **P3-CP58** | 8,446. | 15,861. | 13,973. | 17,463. | 18,333. |
| **P3-CP60** | 10,692. | 18,035. | 16,182. | 19,799. | 20,790. |
| **P3-CP62** | 10,829. | 18,222. | 16,342. | 20,025. | 21,027. |
| **P3-FP06** | 12,217. | 20,590. | 20,330. | 23,859. | 25,051. |
| **P3-FP10** | 12,444. | 21,845. | 20,396. | 24,513. | 25,740. |
| **P3-FP12** | 12,802. | 22,167. | 20,802. | 24,917. | 26,162. |
| **P3-FP14** | 13,165. | 22,598. | 21,214. | 25,417. | 26,688. |
| **P3-FP16** | 13,195. | 22,674. | 21,302. | 25,582. | 26,860. |

### Order Code

| *Example:* | **P3-CP10-K-SE-GM-GM-WK** |
|---|---|
| **P3-CP10** | 108″ x 42″ rounded rect. table |
| **K** | Maple veneer top |
| **SE** | Saarinen edge detail |
| **GM** | Medium plexus, center, mid-depth, segment A |
| **GM** | Medium plexus, center, mid-depth, segment B |
| **WK** | Maple veneer base (upcharge applies) |

*Specify:*

1. Pattern number
2. Top finish selection
3. Edgeband selection
4. Edge profile option (veneer/wood edge only)
5. Grommet/Plexus cutout option, segment A
6. Grommet/Plexus cutout option, segment B
7. Grommet/Plexus cutout option, segment C
8. Grommet/Plexus cutout option, segment D
9. Peanut base selection

### Ordering Information

*Colored laminate top finishes:*
Bright White (suffix 118)
Brushed Aluminum (suffix LJ)
Brushed Sand (suffix 122)
Fog (suffix 128)
Folkstone Grey (suffix 114)
Jet Black (suffix 111)
Light Grey (suffix L)
Micro Grey (suffix 121)
Micro Sand (suffix 129)
Pumice (suffix 119)
Slate (suffix SL)
Soft Grey (suffix 117)

*Wood grain laminate finishes:*
Deep Cherry (suffix DC)
Medium Cherry (suffix 124)
Natural Cherry (suffix 126)
Natural Maple (suffix 125)
Pearwood (suffix PA)
Walnut (suffix 127)

*Veneer top/edge:*
American Cherry (suffix X)
Bronzed Cherry (suffix V312)
Brown Oak (suffix V427)
Burnt Walnut (suffix V313)
Chalk Oak (suffix V421)
Ebonized Walnut (suffix D)
Graphite Oak (suffix V513)
Light Cherry (suffix V315)
Light Oak (suffix V423)
Maple (suffix K)
Medium Red Mahogany (suffix Z)
Natural Beech (suffix B)
Old English Walnut (V417)
Warm Brown Walnut (suffix J)

*Wood edge profiles:*
Autostrada edge (suffix AE)
Propeller edge (suffix PE)
Saarinen edge (suffix SE)

*Flat edgeband finish:*
Black (suffix R5)

*Grommet finishes:*
Anodized Aluminum (suffix A)

*Peanut Base finishes:*
Perforated Aluminum (suffix A)

*Veneer Peanut Base finishes: (upcharge applies)*
For veneer peanut base finish, add letter W to the veneer finish code at the end of the pattern number (e.g. W-K for maple peanut base finish) and add appropriate upcharge as listed below. Interior: fabricated sheet metal with black powder coat finish.

2 bases $3,582
3 bases $5,375
4 bases $7,165



### Electrical

+ For more detailed information, consult the Electrical section of the Propeller Manual.

*Grommet options: ($43 per cutout)*
Individual table segments may be specified with zero, one or two grommets. All grommets are 3 1/4″ in diameter. Grommet cover finish will always be Anodized Aluminum, see page 66 for details. Optional grommet-mounted power receptacles available, see page 118.

No grommet (Y)
Single grommet, center (GG)
Two grommets, left & right (AG)
Single grommet, side (BG)

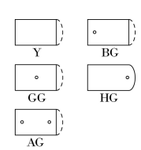


*Plexus cutout options: ($43 per cutout)*
Tables can be hardwired using pre-wired or empty boxes, or plugged in with plexus boxes with cordset. All drum base and peanut base tables can accommodate shallow medium plexus boxes, 60″ tables can also accommodate double wide shallow medium plexus boxes. Individual table segments may be specified with zero, one or two cutouts. To specify plexus box and for more information, see pages 110.

For no Plexus (Y)
For medium Plexus, center, mid-depth (GM)
For medium Plexus, left & right, mid-depth (AM)
For double medium Plexus, center, mid-depth (GMD)
For double medium Plexus, left and right, mid-depth (AMD)

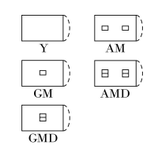


*Note:*
- Double Plexus AMD and GMD configurations not available on 42″ and 48″ deep tables.

### Features

*Maintenance:*
See pages 14 .

*Frame:*
Larger tables will incorporate a frame under the table. Frame is an aluminum extrusion that includes c-clips for wire management. For tables without a frame, please see page 106 to specify C-clips seperately.

*Base Location:*
For stand alone tables, two peanut bases will be located 20″ from the edge of the table. On multi-segment tables, the peanut base is located at the center of each segment except on certain four segment tables, where some peanut bases are shared between two segments.

Please note on 42″ deep tables with peanut base, the knee space dimension immediately in front of the base is 7 1/2″ from the edge.

*Note:*
Propeller tables are Greenguard certified.

**AM and AMD are not appropriate for stand alone tables or end segments.**

# Emanuela Frattini
## *Propeller® Conference Table Series*
## *Rounded Two, Three and Four Segment Conference Tables with Peanut Base*

*Designer(s):*
Emanuela Frattini, 2004

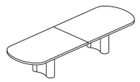

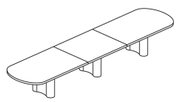

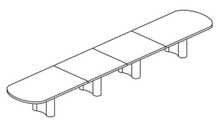

| description | overall w | d | h | section width, outside | section width, inside | frame | no. of bases |
|---|---|---|---|---|---|---|---|
| **P3-FP** Rounded rectangular table, 3 segments, with peanut base 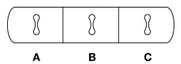  | 252″ | 42″ | 28½″ | 90″ | 72″ | Y | 3 |
| | 192″ | 48″ | 28½″ | 60″ | 72″ | Y | 3 |
| | 204″ | 48″ | 28½″ | 72″ | 60″ | Y | 3 |
| | 216″ | 48″ | 28½″ | 72″ | 72″ | Y | 3 |
| | 228″ | 48″ | 28½″ | 78″ | 72″ | Y | 3 |
| | 240″ | 48″ | 28½″ | 84″ | 72″ | Y | 3 |
| | 252″ | 48″ | 28½″ | 90″ | 72″ | Y | 3 |
| | 192″ | 60″ | 28½″ | 60″ | 72″ | Y | 3 |
| | 204″ | 60″ | 28½″ | 72″ | 60″ | Y | 3 |
| | 216″ | 60″ | 28½″ | 72″ | 72″ | Y | 3 |
| | 228″ | 60″ | 28½″ | 78″ | 72″ | Y | 3 |
| | 240″ | 60″ | 28½″ | 84″ | 72″ | Y | 3 |
| | 252″ | 60″ | 28½″ | 90″ | 72″ | Y | 3 |
| **P3-EP** Rounded rectangular table, 4 segments, with peanut base 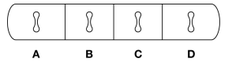  | 264″ | 42″ | 28½″ | 72″ | 60″ | Y | 3 |
| | 276″ | 42″ | 28½″ | 78″ | 60″ | Y | 3 |
| | 288″ | 42″ | 28½″ | 78″ | 66″ | Y | 3 |
| | 300″ | 42″ | 28½″ | 84″ | 66″ | Y | 3 |
| | 312″ | 42″ | 28½″ | 84″ | 72″ | Y | 4 |
| | 324″ | 42″ | 28½″ | 90″ | 72″ | Y | 4 |
| | 264″ | 48″ | 28½″ | 72″ | 60″ | Y | 3 |
| | 276″ | 48″ | 28½″ | 78″ | 60″ | Y | 3 |
| | 288″ | 48″ | 28½″ | 78″ | 66″ | Y | 3 |
| | 300″ | 48″ | 28½″ | 84″ | 66″ | Y | 4 |
| | 312″ | 48″ | 28½″ | 84″ | 72″ | Y | 4 |
| | 324″ | 48″ | 28½″ | 90″ | 72″ | Y | 4 |
| | 264″ | 60″ | 28½″ | 72″ | 60″ | Y | 3 |

| pattern no. | laminate/ flat edge | laminate/ wood edge | veneer/ flat edge | veneer/ wood edge (PE) | veneer/wood edge (AE, SE) |
|---|---|---|---|---|---|
| **P3-FP18** | $13,728. | $23,245. | $21,881. | $26,252. | $27,563. |
| **P3-FP26** | 12,419. | 20,645. | 20,461. | 24,077. | 25,281. |
| **P3-FP30** | 12,638. | 22,039. | 20,813. | 24,958. | 26,205. |
| **P3-FP32** | 12,907. | 22,360. | 21,139. | 25,368. | 26,638. |
| **P3-FP34** | 13,273. | 22,794. | 21,559. | 25,877. | 27,170. |
| **P3-FP36** | 13,302. | 22,873. | 21,651. | 26,052. | 27,353. |
| **P3-FP38** | 13,836. | 23,444. | 22,230. | 26,726. | 28,062. |
| **P3-FP46** | 12,727. | 20,710. | 20,850. | 24,355. | 25,572. |
| **P3-FP50** | 13,142. | 23,603. | 21,541. | 25,848. | 27,141. |
| **P3-FP52** | 13,411. | 23,931. | 21,878. | 26,269. | 27,582. |
| **P3-FP54** | 13,779. | 24,372. | 22,309. | 26,793. | 28,132. |
| **P3-FP56** | 13,811. | 24,452. | 22,411. | 26,978. | 28,327. |
| **P3-FP58** | 14,345. | 25,028. | 23,008. | 27,669. | 29,054. |
| **P3-EP10** | 15,632. | 24,520. | 26,886. | 31,269. | 32,831. |
| **P3-EP12** | 15,882. | 24,822. | 27,199. | 31,673. | 33,254. |
| **P3-EP14** | 15,915. | 24,892. | 27,305. | 31,823. | 33,412. |
| **P3-EP16** | 17,590. | 29,720. | 29,001. | 33,650. | 35,334. |
| **P3-EP18** | 17,689. | 29,886. | 29,170. | 33,867. | 35,560. |
| **P3-EP20** | 17,724. | 29,996. | 29,276. | 34,055. | 35,757. |
| **P3-EP30** | 15,799. | 24,762. | 27,399. | 31,912. | 33,509. |
| **P3-EP32** | 16,048. | 25,065. | 27,719. | 32,320. | 33,936. |
| **P3-EP34** | 16,082. | 25,132. | 27,830. | 32,477. | 34,101. |
| **P3-EP36** | 17,759. | 30,000. | 29,531. | 34,720. | 36,456. |
| **P3-EP38** | 17,858. | 30,166. | 29,705. | 34,980. | 36,730. |
| **P3-EP40** | 17,893. | 30,275. | 29,816. | 35,179. | 36,939. |
| **P3-EP50** | 16,526. | 26,655. | 28,468. | 33,533. | 35,211. |

### Order Code

| *Example:* | **P3-CP10-K-SE-GM-GM-WK** |
|---|---|
| **P3-CP10** | 108″ x 42″ rounded rect. table |
| **K** | Maple veneer top |
| **SE** | Saarinen edge detail |
| **GM** | Medium plexus, center, mid-depth, segment A |
| **GM** | Medium plexus, center, mid-depth, segment B |
| **WK** | Maple veneer base (upcharge applies) |

*Specify:*

1. Pattern number
2. Top finish selection
3. Edgeband selection
4. Edge profile option (veneer/wood edge only)
5. Grommet/Plexus cutout option, segment A
6. Grommet/Plexus cutout option, segment B
7. Grommet/Plexus cutout option, segment C
8. Grommet/Plexus cutout option, segment D
9. Peanut base selection

### Ordering Information

*Colored laminate top finishes:*
Bright White (suffix 118)
Brushed Aluminum (suffix LJ)
Brushed Sand (suffix 122)
Fog (suffix 128)
Folkstone Grey (suffix 114)
Jet Black (suffix 111)
Light Grey (suffix L)
Micro Grey (suffix 121)
Micro Sand (suffix 129)
Pumice (suffix 119)
Slate (suffix SL)
Soft Grey (suffix 117)

*Wood grain laminate finishes:*
Deep Cherry (suffix DC)
Medium Cherry (suffix 124)
Natural Cherry (suffix 126)
Natural Maple (suffix 125)
Pearwood (suffix PA)
Walnut (suffix 127)

*Veneer top/edge:*
American Cherry (suffix X)
Bronzed Cherry (suffix V312)
Brown Oak (suffix V427)
Burnt Walnut (suffix V313)
Chalk Oak (suffix V421)
Ebonized Walnut (suffix D)
Graphite Oak (suffix V513)
Light Cherry (suffix V315)
Light Oak (suffix V423)
Maple (suffix K)
Medium Red Mahogany (suffix Z)
Natural Beech (suffix B)
Old English Walnut (V417)
Warm Brown Walnut (suffix J)

*Wood edge profiles:*
Autostrada edge (suffix AE)
Propeller edge (suffix PE)
Saarinen edge (suffix SE)

*Flat edgeband finish:*
Black (suffix R5)

*Grommet finishes:*
Anodized Aluminum (suffix A)

*Peanut Base finishes:*
Perforated Aluminum (suffix A)

*Veneer Peanut Base finishes: (upcharge applies)*
For veneer peanut base finish, add letter W to the veneer finish code at the end of the pattern number (e.g. W-K for maple peanut base finish) and add appropriate upcharge as listed below. Interior: fabricated sheet metal with black powder coat finish.

2 bases $3,582
3 bases $5,375
4 bases $7,165



### Electrical

+ For more detailed information, consult the Electrical section of the Propeller Manual.

*Grommet options: ($43 per cutout)*
Individual table segments may be specified with zero, one or two grommets. All grommets are 3 1/4″ in diameter. Grommet cover finish will always be Anodized Aluminum, see page 66 for details. Optional grommet-mounted power receptacles available, see page 118.

No grommet (Y)
Single grommet, center (GG)
Two grommets, left & right (AG)
Single grommet, side (BG)

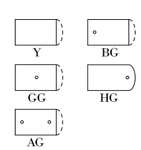


*Plexus cutout options: ($43 per cutout)*
Tables can be hardwired using pre-wired or empty boxes, or plugged in with plexus boxes with cordset. All drum base and peanut base tables can accommodate shallow medium plexus boxes, 60″ tables can also accommodate double wide shallow medium plexus boxes. Individual table segments may be specified with zero, one or two cutouts. To specify plexus box and for more information, see pages 110.

For no Plexus (Y)
For medium Plexus, center, mid-depth (GM)
For medium Plexus, left & right, mid-depth (AM)
For double medium Plexus, center, mid-depth (GMD)
For double medium Plexus, left and right, mid-depth (AMD)

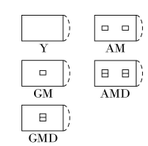


*Note:*
- Double Plexus AMD and GMD configurations not available on 42″ and 48″ deep tables.

### Features

*Maintenance:*
See pages 14 .

*Frame:*
Larger tables will incorporate a frame under the table. Frame is an aluminum extrusion that includes c-clips for wire management. For tables without a frame, please see page 106 to specify C-clips seperately.

*Base Location:*
For stand alone tables, two peanut bases will be located 20″ from the edge of the table. On multi-segment tables, the peanut base is located at the center of each segment except on certain four segment tables, where some peanut bases are shared between two segments.

Please note on 42″ deep tables with peanut base, the knee space dimension immediately in front of the base is 7 1/2″ from the edge.

*Note:*
Propeller tables are Greenguard certified.

**AM and AMD are not appropriate for stand alone tables or end segments.**

# Emanuela Frattini
## *Propeller® Conference Table Series*
## *Rounded Two, Three and Four Segment Conference Tables with Peanut Base*

*Designer(s):*
Emanuela Frattini, 2004

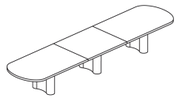

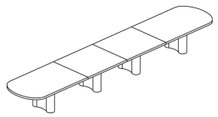

**P3-EP** Rounded rectangular table, 4 segments, with peanut base

| description | overall w | d | h | section width, outside | section width, inside | frame | no. of bases |
|---|---|---|---|---|---|---|---|
| **P3-EP** Rounded rectangular table, 4 segments, with peanut base | 276″ | 60″ | 28½″ | 78″ | 60″ | Y | 3 |
| | 288″ | 60″ | 28½″ | 78″ | 66″ | Y | 3 |
| | 300″ | 60″ | 28½″ | 84″ | 66″ | Y | 4 |
| | 312″ | 60″ | 28½″ | 84″ | 72″ | Y | 4 |
| | 324″ | 60″ | 28½″ | 90″ | 72″ | Y | 4 |

| pattern no. | laminate/ flat edge | laminate/ wood edge | veneer/ flat edge | veneer/ wood edge (PE) | veneer/wood edge (AE, SE) |
|---|---|---|---|---|---|
| **P3-EP52** | $16,774. | $26,962. | $28,798. | $33,957. | $35,657. |
| **P3-EP54** | 16,814. | 27,036. | 28,921. | 34,170. | 35,880. |
| **P3-EP56** | 18,494. | 31,944. | 30,636. | 36,023. | 37,824. |
| **P3-EP58** | 18,594. | 32,115. | 30,822. | 36,301. | 38,114. |
| **P3-EP60** | 18,630. | 32,230. | 30,948. | 36,514. | 38,340. |

### Order Code

| *Example:* | **P3-CP10-K-SE-GM-GM-WK** |
|---|---|
| **P3-CP10** | 108″ x 42″ rounded rect. table |
| **K** | Maple veneer top |
| **SE** | Saarinen edge detail |
| **GM** | Medium plexus, center, mid-depth, segment A |
| **GM** | Medium plexus, center, mid-depth, segment B |
| **WK** | Maple veneer base (upcharge applies) |

*Specify:*

1. Pattern number
2. Top finish selection
3. Edgeband selection
4. Edge profile option (veneer/wood edge only)
5. Grommet/Plexus cutout option, segment A
6. Grommet/Plexus cutout option, segment B
7. Grommet/Plexus cutout option, segment C
8. Grommet/Plexus cutout option, segment D
9. Peanut base selection

### Ordering Information

*Colored laminate top finishes:*
Bright White (suffix 118)
Brushed Aluminum (suffix LJ)
Brushed Sand (suffix 122)
Fog (suffix 128)
Folkstone Grey (suffix 114)
Jet Black (suffix 111)
Light Grey (suffix L)
Micro Grey (suffix 121)
Micro Sand (suffix 129)
Pumice (suffix 119)
Slate (suffix SL)
Soft Grey (suffix 117)

*Wood grain laminate finishes:*
Deep Cherry (suffix DC)
Medium Cherry (suffix 124)
Natural Cherry (suffix 126)
Natural Maple (suffix 125)
Pearwood (suffix PA)
Walnut (suffix 127)

*Veneer top/edge:*
American Cherry (suffix X)
Bronzed Cherry (suffix V312)
Brown Oak (suffix V427)
Burnt Walnut (suffix V313)
Chalk Oak (suffix V421)
Ebonized Walnut (suffix D)
Graphite Oak (suffix V513)
Light Cherry (suffix V315)
Light Oak (suffix V423)
Maple (suffix K)
Medium Red Mahogany (suffix Z)
Natural Beech (suffix B)
Old English Walnut (V417)
Warm Brown Walnut (suffix J)

*Wood edge profiles:*
Autostrada edge (suffix AE)
Propeller edge (suffix PE)
Saarinen edge (suffix SE)

*Flat edgeband finish:*
Black (suffix R5)

*Grommet finishes:*
Anodized Aluminum (suffix A)

*Peanut Base finishes:*
Perforated Aluminum (suffix A)

*Veneer Peanut Base finishes: (upcharge applies)*
For veneer peanut base finish, add letter W to the veneer finish code at the end of the pattern number (e.g. W-K for maple peanut base finish) and add appropriate upcharge as listed below. Interior: fabricated sheet metal with black powder coat finish.

2 bases $3,582
3 bases $5,375
4 bases $7,165



### Electrical

+ For more detailed information, consult the Electrical section of the Propeller Manual.

*Grommet options: ($43 per cutout)*
Individual table segments may be specified with zero, one or two grommets. All grommets are 3 1/4″ in diameter. Grommet cover finish will always be Anodized Aluminum, see page 66 for details. Optional grommet-mounted power receptacles available, see page 118.

No grommet (Y)
Single grommet, center (GG)
Two grommets, left & right (AG)
Single grommet, side (BG)

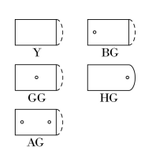


*Plexus cutout options: ($43 per cutout)*
Tables can be hardwired using pre-wired or empty boxes, or plugged in with plexus boxes with cordset. All drum base and peanut base tables can accommodate shallow medium plexus boxes, 60″ tables can also accommodate double wide shallow medium plexus boxes. Individual table segments may be specified with zero, one or two cutouts. To specify plexus box and for more information, see pages 110.

For no Plexus (Y)
For medium Plexus, center, mid-depth (GM)
For medium Plexus, left & right, mid-depth (AM)
For double medium Plexus, center, mid-depth (GMD)
For double medium Plexus, left and right, mid-depth (AMD)

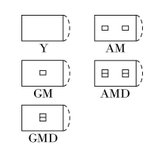


*Note:*
- Double Plexus AMD and GMD configurations not available on 42″ and 48″ deep tables.

### Features

*Maintenance:*
See pages 14 .

*Frame:*
Larger tables will incorporate a frame under the table. Frame is an aluminum extrusion that includes c-clips for wire management. For tables without a frame, please see page 106 to specify C-clips seperately.

*Base Location:*
For stand alone tables, two peanut bases will be located 20″ from the edge of the table. On multi-segment tables, the peanut base is located at the center of each segment except on certain four segment tables, where some peanut bases are shared between two segments.

Please note on 42″ deep tables with peanut base, the knee space dimension immediately in front of the base is 7½″ from the edge.

*Note:*
Propeller tables are Greenguard certified.

**AM and AMD are not appropriate for stand alone tables or end segments.**

# Emanuela Frattini

## *Propeller® Conference Table Series*
## *Rectangular Two, Three and Four Segment Conference Tables with Peanut Base*

*Designer(s):*
Emanuela Frattini

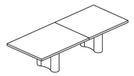

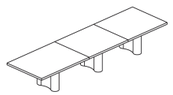

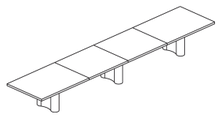

| description | w | d | h | section width, outside | section width, inside | frame | no. of bases |
|---|---|---|---|---|---|---|---|
| **P3-SP** Rectangular table, 2 segments, with peanut base | 108″ | 42″ | 28½″ | 54″ | | Y | 2 |
| | 120″ | 42″ | 28½″ | 60″ | | Y | 2 |
| | 132″ | 42″ | 28½″ | 66″ | | Y | 2 |
| | 144″ | 42″ | 28½″ | 72″ | | Y | 2 |
| | 108″ | 48″ | 28½″ | 54″ | | Y | 2 |
| | 120″ | 48″ | 28½″ | 60″ | | Y | 2 |
| | 132″ | 48″ | 28½″ | 66″ | | Y | 2 |
| | 144″ | 48″ | 28½″ | 72″ | | Y | 2 |
| | 108″ | 60″ | 28½″ | 54″ | | Y | 2 |
| | 120″ | 60″ | 28½″ | 60″ | | Y | 2 |
| | 132″ | 60″ | 28½″ | 66″ | | Y | 2 |
| | 144″ | 60″ | 28½″ | 72″ | | Y | 2 |
| **P3-TP** Rectangular table, 3 segments, with peanut base | 156″ | 42″ | 28½″ | 54″ | 48″ | Y | 2 |
| | 168″ | 42″ | 28½″ | 60″ | 48″ | Y | 2 |
| | 180″ | 42″ | 28½″ | 60″ | 60″ | Y | 3 |
| | 192″ | 42″ | 28½″ | 66″ | 60″ | Y | 3 |
| | 204″ | 42″ | 28½″ | 72″ | 60″ | Y | 3 |
| | 216″ | 42″ | 28½″ | 72″ | 72″ | Y | 3 |
| | 156″ | 48″ | 28½″ | 54″ | 48″ | Y | 2 |
| | 168″ | 48″ | 28½″ | 60″ | 48″ | Y | 2 |
| | 180″ | 48″ | 28½″ | 60″ | 60″ | Y | 3 |
| | 192″ | 48″ | 28½″ | 66″ | 60″ | Y | 3 |
| | 204″ | 48″ | 28½″ | 72″ | 60″ | Y | 3 |
| | 216″ | 48″ | 28½″ | 72″ | 72″ | Y | 3 |
| | 156″ | 60″ | 28½″ | 54″ | 48″ | Y | 2 |
| | 168″ | 60″ | 28½″ | 60″ | 48″ | Y | 2 |
| | 180″ | 60″ | 28½″ | 60″ | 60″ | Y | 3 |
| | 192″ | 60″ | 28½″ | 66″ | 60″ | Y | 3 |
| | 204″ | 60″ | 28½″ | 72″ | 60″ | Y | 3 |
| | 216″ | 60″ | 28½″ | 72″ | 72″ | Y | 3 |

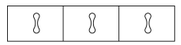


| pattern no | laminate/ flat edge | laminate/ wood edge | veneer/ flat edge | veneer/ wood edge (PE) | veneer/wood edge (AE, SE) |
|---|---|---|---|---|---|
| **P3-SP10** | $7,138. | $10,791. | $11,453. | $14,001. | $14,702. |
| **P3-SP12** | 7,222. | 10,856. | 11,480. | 14,090. | 14,795. |
| **P3-SP14** | 7,577. | 11,836. | 12,051. | 14,760. | 15,496. |
| **P3-SP16** | 7,733. | 12,190. | 12,398. | 15,274. | 16,036. |
| **P3-SP30** | 7,146. | 10,834. | 11,874. | 14,507. | 15,233. |
| **P3-SP32** | 7,233. | 10,900. | 11,906. | 14,598. | 15,326. |
| **P3-SP34** | 7,582. | 11,879. | 12,479. | 15,268. | 16,031. |
| **P3-SP36** | 7,636. | 11,948. | 12,512. | 15,359. | 16,127. |
| **P3-SP50** | 7,507. | 11,665. | 12,471. | 15,298. | 16,062. |
| **P3-SP52** | 7,923. | 12,534. | 12,835. | 15,763. | 16,550. |
| **P3-SP54** | 8,237. | 12,846. | 13,163. | 16,105. | 16,910. |
| **P3-SP56** | 8,300. | 12,956. | 13,242. | 16,259. | 17,073. |
| **P3-TP10** | 8,933. | 14,453. | 15,558. | 19,346. | 20,314. |
| **P3-TP12** | 9,122. | 14,619. | 15,691. | 19,543. | 20,518. |
| **P3-TP14** | 11,229. | 16,675. | 17,623. | 21,566. | 22,642. |
| **P3-TP16** | 11,442. | 17,525. | 18,064. | 22,097. | 23,201. |
| **P3-TP18** | 11,496. | 17,580. | 18,110. | 22,200. | 23,312. |
| **P3-TP20** | 11,788. | 18,183. | 18,513. | 22,682. | 23,816. |
| **P3-TP30** | 9,027. | 14,690. | 16,204. | 20,120. | 21,125. |
| **P3-TP32** | 9,222. | 14,864. | 16,349. | 20,331. | 21,347. |
| **P3-TP34** | 11,251. | 16,768. | 18,296. | 22,370. | 23,489. |
| **P3-TP36** | 11,471. | 17,638. | 18,749. | 22,924. | 24,071. |
| **P3-TP38** | 11,525. | 17,715. | 18,794. | 23,030. | 24,181. |
| **P3-TP40** | 11,822. | 18,342. | 19,199. | 23,523. | 24,698. |
| **P3-TP50** | 9,628. | 16,061. | 17,253. | 21,490. | 22,562. |
| **P3-TP52** | 10,168. | 17,073. | 17,752. | 22,099. | 23,203. |
| **P3-TP54** | 12,374. | 19,437. | 19,899. | 24,398. | 25,617. |
| **P3-TP56** | 12,556. | 19,642. | 20,118. | 24,635. | 25,866. |
| **P3-TP58** | 12,631. | 19,781. | 20,224. | 24,829. | 26,071. |
| **P3-TP60** | 12,906. | 20,063. | 20,503. | 25,153. | 26,411. |

### Order Code

| | |
|---|---|
| *Example:* | **P3-TP10-K-AE-GM-GM-WK** |
| **P3-TP10** | 156 x 42″ rounded rect. table |
| **K** | Maple veneer top |
| **AE** | Autostrada edge detail |
| **GM** | Medium plexus, center, mid-depth, segment A |
| **AM** | Medium plexus, left and right, mid-depth, segment B |
| **GM** | Medium plexus, center, mid-depth, segment C |
| **WK** | Maple veneer base (upcharge applies) |

*Specify:*

1. Pattern number
2. Top finish selection
3. Edgeband selection
4. Edge profile option (veneer/wood edge only)
5. Grommet/Plexus cutout option, segment A
6. Grommet/Plexus cutout option, segment B
7. Grommet/Plexus cutout option, segment C
8. Grommet/Plexus cutout option, segment D
9. Peanut base selection

### Finishes

*Colored laminate top finishes:*
Bright White (suffix 118)
Brushed Aluminum (suffix LJ)
Brushed Sand (suffix 122)
Fog (suffix 128)
Folkstone Grey (suffix 114)
Jet Black (suffix 111)
Light Grey (suffix L)
Micro Grey (suffix 121)
Micro Sand (suffix 129)
Pumice (suffix 119)
Slate (suffix SL)
Soft Grey (suffix 117)

*Wood grain laminate finishes:*
Deep Cherry (suffix DC)
Medium Cherry (suffix 124)
Natural Cherry (suffix 126)
Natural Maple (suffix 125)
Pearwood (suffix PA)
Walnut (suffix 127)

Veneer top/edge:
American Cherry (suffix X)
Bronzed Cherry (suffix V312)
Brown Oak (suffix V427)
Burnt Walnut (suffix V313)
Chalk Oak (suffix V421)
Ebonized Walnut (suffix D)
Graphite Oak (suffix V513)
Light Cherry (suffix V315)
Light Oak (suffix V423)
Maple (suffix K)
Medium Red Mahogany (suffix Z)
Natural Beech (suffix B)
Old English Walnut (V417)
Warm Brown Walnut (suffix J)

*Wood edge profiles:*
Autostrada edge (suffix AE)
Propeller edge (suffix PE)
Saarinen edge (suffix SE)

*Flat edgeband finish:*
Black (suffix R5)
Bright White (suffix 118)
Medium Grey (suffix R6)

*Grommet finishes:*
Anodized Aluminum (suffix A)

*Peanut Base finishes:*
Perforated Aluminum (suffix A)

*Veneer Peanut Base finishes: (upcharge applies)*
For veneer peanut base finish, add letter W to the veneer finish code at the end of the pattern number (e.g. W-K for maple peanut base finish) and add appropriate upcharge as listed below. Interior-fabricated sheet metal with black powder coat finish.

2 bases $3,582
3 bases $5,375

### Electrical

+ For more detailed information, consult the Electrical section of the Propeller Manual.

*Grommet options: ($43 per cutout)*
Individual table segments may be specified with zero, one or two grommets. All grommets are 3¼″ in diameter. Grommet cover finish will always be Anodized Aluminum, see page 66 for details. Optional grommet-mounted power receptacles available, see page 118.

No grommet (Y)
Single grommet, center (GG)
Two grommets, left & right (AG)
Single grommet, side (BG)

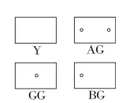


*Plexus cutout options: ($43 per cutout)*
Tables can be hardwired using pre-wired or empty boxes, or plugged in with plexus boxes with cordset. All drum base and peanut tables can accomodate shallow medium plexus boxes, 60″ tables can also accomodate double wide shallow medium plexus boxes. Individual table segments may be specified with zero, one or two cutouts. To specify plexus box and for more information, see pages 110.

For no Plexus (Y)
For medium Plexus, center, mid-depth (GM)
For medium Plexus, left & right, mid-depth (AM)
For double medium Plexus, center, mid-depth (GMD)
For double medium Plexus, left and right, mid-depth (AMD)

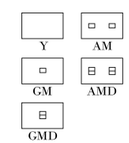


*Note:*
- Double Plexus AMD and GMD configurations not available on 42″ deep tables.

### Features

*Maintenance:*
See pages 14 .

*Frame:*
Larger tables will incorporate a frame under the table. Frame is an aluminum extrusion that includes C-clips for wire management. For tables without a frame, please see page 106 to specify clips seperately.

*Base Location:*
For stand alone tables, two peanut bases will be located 20″ from the edge of the table. On multi-segment tables, the peanut base is located at the center of each segment except on certain four segment tables, where some peanut bases are shared between two segments.

Please note on 42″ deep tables with peanut base, the knee space dimension immediately in front of the base is 7½″ from the edge.

*Note:*
Propeller tables are Greenguard certified.

**AM and AMD are not appropriate for stand alone tables or end segments.**

# Emanuela Frattini
## *Propeller® Conference Table Series*
## *Rectangular Two, Three and Four Segment Conference Tables with Peanut Base*

*Designer(s):*
Emanuela Frattini

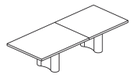

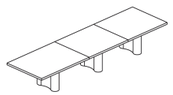

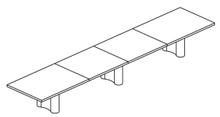

| description | w | d | h | section width, outside | section width, inside | frame | no. of bases |
|---|---|---|---|---|---|---|---|
| **P3-VP** Rectangular table, 4 segments, with peanut base 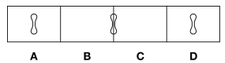  | 228″ | 42″ | 28½″ | 60″ | 54″ | Y | 3 |
| | 240″ | 42″ | 28½″ | 60″ | 60″ | Y | 3 |
| | 252″ | 42″ | 28½″ | 66″ | 60″ | Y | 3 |
| | 264″ | 42″ | 28½″ | 66″ | 66″ | Y | 3 |
| | 276″ | 42″ | 28½″ | 72″ | 66″ | Y | 3 |
| | 288″ | 42″ | 28½″ | 72″ | 72″ | Y | 3 |
| | 228″ | 48″ | 28½″ | 60″ | 54″ | Y | 3 |
| | 240″ | 48″ | 28½″ | 60″ | 60″ | Y | 3 |
| | 252″ | 48″ | 28½″ | 66″ | 60″ | Y | 3 |
| | 264″ | 48″ | 28½″ | 66″ | 66″ | Y | 3 |
| | 276″ | 48″ | 28½″ | 72″ | 66″ | Y | 3 |
| | 288″ | 48″ | 28½″ | 72″ | 72″ | Y | 3 |
| | 228″ | 60″ | 28½″ | 60″ | 54″ | Y | 3 |
| | 240″ | 60″ | 28½″ | 60″ | 60″ | Y | 3 |
| | 252″ | 60″ | 28½″ | 66″ | 60″ | Y | 3 |
| | 264″ | 60″ | 28½″ | 66″ | 66″ | Y | 3 |
| | 276″ | 60″ | 28½″ | 72″ | 66″ | Y | 3 |
| | 288″ | 60″ | 28½″ | 72″ | 72″ | Y | 3 |

| pattern no | laminate/ flat edge | laminate/ wood edge | veneer/ flat edge | veneer/ wood edge (PE) | veneer/wood edge (AE, SE) |
|---|---|---|---|---|---|
| **P3-VP10** | $13,231. | $20,602. | $21,858. | $26,994. | $28,345. |
| **P3-VP12** | 13,328. | 20,691. | 21,916. | 27,121. | 28,475. |
| **P3-VP14** | 13,918. | 21,932. | 22,754. | 28,083. | 29,489. |
| **P3-VP16** | 13,995. | 22,674. | 23,073. | 28,507. | 29,933. |
| **P3-VP18** | 14,268. | 22,985. | 23,359. | 28,868. | 30,310. |
| **P3-VP20** | 14,327. | 23,037. | 23,438. | 29,013. | 30,463. |
| **P3-VP30** | 13,340. | 20,923. | 22,973. | 28,364. | 29,783. |
| **P3-VP32** | 13,434. | 21,018. | 23,033. | 28,495. | 29,920. |
| **P3-VP34** | 14,016. | 22,247. | 23,852. | 29,431. | 30,903. |
| **P3-VP36** | 14,093. | 23,003. | 24,182. | 29,867. | 31,360. |
| **P3-VP38** | 14,365. | 23,300. | 24,452. | 30,217. | 31,728. |
| **P3-VP40** | 14,427. | 23,399. | 24,516. | 30,352. | 31,871. |
| **P3-VP50** | 14,530. | 23,753. | 24,852. | 30,798. | 32,341. |
| **P3-VP52** | 14,977. | 24,690. | 25,263. | 31,324. | 32,890. |
| **P3-VP54** | 15,519. | 25,241. | 25,835. | 31,932. | 33,528. |
| **P3-VP56** | 15,556. | 25,318. | 25,919. | 32,037. | 33,637. |
| **P3-VP58** | 15,848. | 25,668. | 26,242. | 32,453. | 34,077. |
| **P3-VP60** | 15,925. | 25,814. | 26,358. | 32,663. | 34,296. |

### Order Code

| | |
|---|---|
| *Example:* | **P3-TP10-K-AE-GM-GM-WK** |
| **P3-TP10** | 156 x 42″ rounded rect. table |
| **K** | Maple veneer top |
| **AE** | Autostrada edge detail |
| **GM** | Medium plexus, center, mid-depth, segment A |
| **AM** | Medium plexus, left and right, mid-depth, segment B |
| **GM** | Medium plexus, center, mid-depth, segment C |
| **WK** | Maple veneer base (upcharge applies) |

*Specify:*

1. Pattern number
2. Top finish selection
3. Edgeband selection
4. Edge profile option (veneer/wood edge only)
5. Grommet/Plexus cutout option, segment A
6. Grommet/Plexus cutout option, segment B
7. Grommet/Plexus cutout option, segment C
8. Grommet/Plexus cutout option, segment D
9. Peanut base selection

### Finishes

*Colored laminate top finishes:*
Bright White (suffix 118)
Brushed Aluminum (suffix LJ)
Brushed Sand (suffix 122)
Fog (suffix 128)
Folkstone Grey (suffix 114)
Jet Black (suffix 111)
Light Grey (suffix L)
Micro Grey (suffix 121)
Micro Sand (suffix 129)
Pumice (suffix 119)
Slate (suffix SL)
Soft Grey (suffix 117)

*Wood grain laminate finishes:*
Deep Cherry (suffix DC)
Medium Cherry (suffix 124)
Natural Cherry (suffix 126)
Natural Maple (suffix 125)
Pearwood (suffix PA)
Walnut (suffix 127)

Veneer top/edge:
American Cherry (suffix X)
Bronzed Cherry (suffix V312)
Brown Oak (suffix V427)
Burnt Walnut (suffix V313)
Chalk Oak (suffix V421)
Ebonized Walnut (suffix D)
Graphite Oak (suffix V513)
Light Cherry (suffix V315)
Light Oak (suffix V423)
Maple (suffix K)
Medium Red Mahogany (suffix Z)
Natural Beech (suffix B)
Old English Walnut (V417)
Warm Brown Walnut (suffix J)

*Wood edge profiles:*
Autostrada edge (suffix AE)
Propeller edge (suffix PE)
Saarinen edge (suffix SE)

*Flat edgeband finish:*
Black (suffix R5)
Bright White (suffix 118)
Medium Grey (suffix R6)

*Grommet finishes:*
Anodized Aluminum (suffix A)

*Peanut Base finishes:*
Perforated Aluminum (suffix A)

*Veneer Peanut Base finishes: (upcharge applies)*
For veneer peanut base finish, add letter W to the veneer finish code at the end of the pattern number (e.g. W-K for maple peanut base finish) and add appropriate upcharge as listed below. Interior-fabricated sheet metal with black powder coat finish.

2 bases $3,582
3 bases $5,375

### Electrical

+ For more detailed information, consult the Electrical section of the Propeller Manual.

*Grommet options: ($43 per cutout)*
Individual table segments may be specified with zero, one or two grommets. All grommets are 3¼″ in diameter. Grommet cover finish will always be Anodized Aluminum, see page 66 for details. Optional grommet-mounted power receptacles available, see page 118.

No grommet (Y)
Single grommet, center (GG)
Two grommets, left & right (AG)
Single grommet, side (BG)

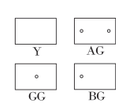


*Plexus cutout options: ($43 per cutout)*
Tables can be hardwired using pre-wired or empty boxes, or plugged in with plexus boxes with cordset. All drum base and peanut tables can accomodate shallow medium plexus boxes, 60″ tables can also accomodate double wide shallow medium plexus boxes. Individual table segments may be specified with zero, one or two cutouts. To specify plexus box and for more information, see pages 110.

For no Plexus (Y)
For medium Plexus, center, mid-depth (GM)
For medium Plexus, left & right, mid-depth (AM)
For double medium Plexus, center, mid-depth (GMD)
For double medium Plexus, left and right, mid-depth (AMD)

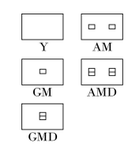


*Note:*
- Double Plexus AMD and GMD configurations not available on 42″ deep tables.

### Features

*Maintenance:*
See pages 14 .

*Frame:*
Larger tables will incorporate a frame under the table. Frame is an aluminum extrusion that includes C-clips for wire management. For tables without a frame, please see page 106 to specify clips seperately.

*Base Location:*
For stand alone tables, two peanut bases will be located 20″ from the edge of the table. On multi-segment tables, the peanut base is located at the center of each segment except on certain four segment tables, where some peanut bases are shared between two segments.

Please note on 42″ deep tables with peanut base, the knee space dimension immediately in front of the base is 7½″ from the edge.

*Note:*
Propeller tables are Greenguard certified.

**AM and AMD are not appropriate for stand alone tables or end segments.**

# Emanuela Frattini
## *Propeller® Accessories*
## *Privacy and Modesty Screens with Fabric or Perforated Metal Interior*

*Designer(s):*
Emanuela Frattini, 1994

| | description | w | d | h |
|---|---|---|---|---|
| | **P2-SC** 11″ high screen | 22½″ | 1″ | 11″ |
| | | 28½″ | 1″ | 11″ |
| | | 34½″ | 1″ | 11″ |
| | | 40½″ | 1″ | 11″ |
| | | 46½″ | 1″ | 11″ |
| | | 58½″ | 1″ | 11″ |
| | | 64½″ | 1″ | 11″ |
| | | 70½″ | 1″ | 11″ |
| | **P2-SC** 13″ high screen | 22½″ | 1″ | 13″ |
| | | 28½″ | 1″ | 13″ |
| | | 34½″ | 1″ | 13″ |
| | | 40½″ | 1″ | 13″ |
| | | 46½″ | 1″ | 13″ |
| | | 58½″ | 1″ | 13″ |
| | | 64½″ | 1″ | 13″ |
| | | 70½″ | 1″ | 13″ |
| | **P2-SC** 18″ high screen | 22½″ | 1″ | 18″ |
| | | 28½″ | 1″ | 18″ |
| | | 34½″ | 1″ | 18″ |
| | | 40½″ | 1″ | 18″ |
| | | 46½″ | 1″ | 18″ |
| | | 58½″ | 1″ | 18″ |
| | | 64½″ | 1″ | 18″ |
| | | 70½″ | 1″ | 18″ |

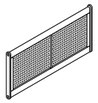

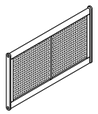

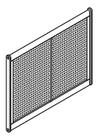

| pattern no. | screen fabric | metal (add suffix -M) |
|---|---|---|
| **P2-SC2411-( )** | $366. | $585. |
| **P2-SC3011-( )** | 399. | 650. |
| **P2-SC3611-( )** | 432. | 716. |
| **P2-SC4211-( )** | 482. | 784. |
| **P2-SC4811-( )** | 523. | 882. |
| **P2-SC6011-( )** | 616. | 1,006. |
| **P2-SC6611-( )** | 665. | 1,071. |
| **P2-SC7211-( )** | 706. | 1,131. |
| **P2-SC2413-( )** | 399. | 650. |
| **P2-SC3013-( )** | 432. | 716. |
| **P2-SC3613-( )** | 465. | 784. |
| **P2-SC4213-( )** | 516. | 882. |
| **P2-SC4813-( )** | 557. | 950. |
| **P2-SC6013-( )** | 650. | 1,071. |
| **P2-SC6613-( )** | 700. | 1,139. |
| **P2-SC7213-( )** | 741. | 1,197. |
| **P2-SC2418-( )** | 432. | 716. |
| **P2-SC3018-( )** | 465. | 784. |
| **P2-SC3618-( )** | 502. | 850. |
| **P2-SC4218-( )** | 550. | 950. |
| **P2-SC4818-( )** | 591. | 1,015. |
| **P2-SC6018-( )** | 681. | 1,139. |
| **P2-SC6618-( )** | 731. | 1,208. |
| **P2-SC7218-( )** | 771. | 1,266. |

58″ and 64″ fabrics will usually be railroaded, 70″ fabric will always be railroaded.

### Order Code

| | |
|---|---|
| *Example:* | **P2-SC-6018-A-A2**<br>**P2-SC-BKT-PS-A** |
| **P2-SC** | Propeller screen |
| **6018** | 58½″w x 18″h |
| **A** | Aluminum frame finish |
| **A2** | Thorn fabric |
| **P2-SC-BKT-PS** | 2 privacy screen attachment clamps |
| **A** | Aluminum finish |

*Specify:*

1. Pattern number
2. Frame finish
3. Screen fabric selection/suffix -M for metal screen
4. Attachment bracket (see page 94)
5. Privacy clamp finish (see page 94)

### Finishes

*Frame, screen and privacy clamp paint finish options:*
Aluminum (suffix A)
Jet Black (suffix 111)
Medium Metallic Grey (suffix 612)

*Screen fabric selection:*
*Grade A:*
Black (suffix A4)
Cane (suffix A5)
Granite (suffix A1)
Thorn (suffix A2)

*Approved KnollTextiles:*
Allegory WC865
Back Drop W302
Bollywood WC1015
Matinee WC272
Odeon K317
Sequel WC866

### Features

*Screens:*
Fabric screens are universal for either modesty or privacy use. Screen heights are measured from table top to screen top. 11″ high screens are recommended for modesty application. **Note: smaller screens have to be railroaded as a special to match wide screens.**

*Screen Attachment:*
Privacy screens attach anywhere along table edge. They can be full table width/depth or less. Corresponding attachment clamps must be ordered separately.

Modesty screens attach to leg plates, have to be sized to match full table width (less ½″) or depth for rectangular training tables.

*Frame:*
Frame consists of extruded aluminum horizontals and die-cast vertical members. Powdercoat finish.

Metal screens are sheet metal with perforation pattern and fused powder-coat finish. Metal screens should be used for privacy only.



*Maintenance:*
See pages 14.

# Emanuela Frattini
## *Propeller® Accessories*
## *Tackable Fabric Privacy Screens*

*Designer(s):*
Emanuela Frattini, 1999

| description | w | d | h |
|---|---|---|---|
| **P2-SCT** Propeller tackable fabric privacy screen for training tables, 11″ above table top | 22½″ | 1″ | 11″ |
| | 28½″ | 1″ | 11″ |
| | 34½″ | 1″ | 11″ |
| | 40½″ | 1″ | 11″ |
| | 46½″ | 1″ | 11″ |
| | 58½″ | 1″ | 11″ |
| | 64½″ | 1″ | 11″ |
| | 70½″ | 1″ | 11″ |
| **P2-SCT** Propeller tackable fabric privacy screen for training tables, 13″ above table top | 22½″ | 1″ | 13″ |
| | 28½″ | 1″ | 13″ |
| | 34½″ | 1″ | 13″ |
| | 40½″ | 1″ | 13″ |
| | 46½″ | 1″ | 13″ |
| | 58½″ | 1″ | 13″ |
| | 64½″ | 1″ | 13″ |
| | 70½″ | 1″ | 13″ |
| **P2-SCT** Propeller tackable fabric privacy screen for training tables, 18″ above table top | 22½″ | 1″ | 18″ |
| | 28½″ | 1″ | 18″ |
| | 34½″ | 1″ | 18″ |
| | 40½″ | 1″ | 18″ |
| | 46½″ | 1″ | 18″ |
| | 58½″ | 1″ | 18″ |
| | 64½″ | 1″ | 18″ |
| | 70½″ | 1″ | 18″ |

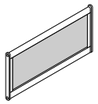

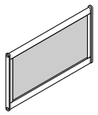

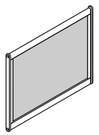

| pattern no. | COM 10 | 20 | 30 | 40 | 45 | 50 | 55 | 60 |
|---|---|---|---|---|---|---|---|---|
| **P2SCT2411-( )** | $486. | $490. | $541. | $545. | $550. | $589. | $604. | $615. |
| **P2SCT3011-( )** | 547. | 552. | 596. | 602. | 607. | 665. | 687. | 702. |
| **P2SCT3611-( )** | 620. | 626. | 678. | 687. | 700. | 741. | 766. | 784. |
| **P2SCT4211-( )** | 661. | 666. | 729. | 737. | 750. | 813. | 846. | 860. |
| **P2SCT4811-( )** | 712. | 717. | 780. | 787. | 799. | 877. | 911. | 932. |
| **P2SCT6011-( )** | 879. | 883. | 962. | 968. | 984. | 1,096. | 1,136. | 1,163. |
| **P2SCT6611-( )** | 1,024. | 1,049. | 1,158. | 1,181. | 1,216. | 1,231. | 1,281. | 1,315. |
| **P2SCT7211-( )** | 1,099. | 1,124. | 1,241. | 1,266. | 1,299. | 1,315. | 1,364. | 1,396. |
| **P2SCT2413-( )** | 508. | 512. | 560. | 565. | 571. | 604. | 621. | 630. |
| **P2SCT3013-( )** | 565. | 570. | 620. | 625. | 630. | 681. | 703. | 718. |
| **P2SCT3613-( )** | 641. | 651. | 705. | 716. | 729. | 757. | 784. | 799. |
| **P2SCT4213-( )** | 700. | 708. | 770. | 784. | 796. | 848. | 877. | 896. |
| **P2SCT4813-( )** | 750. | 759. | 828. | 840. | 853. | 916. | 951. | 970. |
| **P2SCT6013-( )** | 915. | 925. | 1,005. | 1,015. | 1,028. | 1,129. | 1,168. | 1,196. |
| **P2SCT6613-( )** | 1,049. | 1,071. | 1,181. | 1,208. | 1,241. | 1,255. | 1,308. | 1,339. |
| **P2SCT7213-( )** | 1,131. | 1,158. | 1,255. | 1,281. | 1,315. | 1,332. | 1,381. | 1,416. |
| **P2SCT2418-( )** | 540. | 543. | 592. | 597. | 607. | 629. | 647. | 657. |
| **P2SCT3018-( )** | 629. | 632. | 682. | 692. | 700. | 741. | 764. | 779. |
| **P2SCT3618-( )** | 741. | 754. | 813. | 824. | 840. | 850. | 874. | 888. |
| **P2SCT4218-( )** | 790. | 803. | 880. | 888. | 907. | 936. | 966. | 987. |
| **P2SCT4818-( )** | 840. | 853. | 936. | 950. | 964. | 1,010. | 1,042. | 1,066. |
| **P2SCT6018-( )** | 1,049. | 1,063. | 1,161. | 1,174. | 1,190. | 1,271. | 1,311. | 1,338. |
| **P2SCT6618-( )** | 1,197. | 1,224. | 1,347. | 1,373. | 1,408. | 1,421. | 1,473. | 1,508. |
| **P2SCT7218-( )** | 1,299. | 1,323. | 1,457. | 1,481. | 1,516. | 1,529. | 1,582. | 1,616. |

### Order Code

| | |
|---|---|
| *Example:* | **P2-SCT6018A-WC296/17 P2-SC-BKT-PS-A** |
| **P2-SCT** | Propeller tackable screen |
| **6018** | 60″w x 18″h |
| **A** | Aluminum frame |
| **WC296/17** | Bauhaus Block, Evergreen |
| **P2-SC-BKT** | Screen attachment bracket |
| **PS** | Single bracket |
| **A** | Aluminum finish |

*Specify:*

1. Pattern number
2. Frame finish
3. Panel fabric selection
4. Attachment clamp (see page 94)
5. Attachment clamp finish (see page 94)

### Finishes

*Frame/clamp finish:*
Aluminum (suffix A)
Jet Black (suffix 111)
Medium Metallic Grey (suffix 612)

### Features

*Screens:*
Propeller tackable screens are upholstered on front and back.

Screens 60″ and wider will also be railroaded. Smaller screens have to be railroaded as a special to match wide screens.

Tackable screens can be specified for privacy application only. Screen heights are measured from table top to screen top. Privacy screens can be attached anywhere along table edge. They can be full table width/depth or less. Corresponding attachment clamps must be ordered separately.

58″ and 64″ fabrics will usually be railroaded, 70″ fabric will always be railroaded

### Construction

*Frame:*
Extruded aluminum horizontal and die-cast vertical members. Powder-coat finish.

*Screen:*
1/2″ thick mineral board for durable, highly tackable surface. Upholstered on both sides.

*Maintenance:*
See pages 14.

### Fabrics Approved for Upholstery on Propeller Tackable Screens

**Grade 10:**
COM
Bailey II
Broadcloth
Element
Foundation
Growth Spurt
Newbury
Solid Crepe
Symbolic Details
Tailor Made
Taurus
Versatility

**Grade 20:**
Banyan
Bauhaus
Block
Boardwalk
Circle Line
Clarity
Criss Cross

**Grade 20 con't**
Devon
Frequency
Labyrinth
Litchfield
Melbourne
Outback
Playa
Reflect
Resolution
Walkabout
Weave Three

**Grade 30:**
Basket Draft
Crescent
Elan
Flow
Freehand
Harmony
Interknit
Matchpoint
Micro

**Grade 30 con't:**
Peano
Progression
Promenade
Raku Cloth
Relay
Walls of Rain

**Grade 40:**
Bardo
Boxstep
Chimes
Eurythmic
Foil Rap
Freefall
Hard Rock
Heavy Metal
Ornament
Palladium
Sennit
Sierra
Spinoff Nuance

**Grade 45:**
Backdrop
Casual Elegance
Digital Tape
Dristi
Fast Forward
Macro
Mezzo

**Grade 50:**
Balance
Bank Shot
Breakers

**Grad 50 con't:**
Glo
Ingot
Knoll Hopsack
Presto
Ricochet
Tokay II

**Grade 55:**
Knoll Felt
Transition

**Grade 60:**
Aero

# Emanuela Frattini
## *Propeller® Accessories*
## *Attachment Clamps for Modesty and Privacy Screens*

*Designer(s):*
Emanuela Frattini, 1994

| description | pattern no. | brackets |
|---|---|---|
| **P2-SC-BKT-MP** Set of two modesty screen attachment clips | **P2-SC-BKT-MP** | $37. |
| **P2-SC-BKT-PS** Set of two privacy screen attachment clamps, single | **P2-SC-BKT-PS-( )** | 105. |
| **P2-SC-BKT-PSD** Set of two privacy screen attachment clamps, shared | **P2-SC-BKT-PSD-( )** | 139. |
| **P2-SC-BKT-PSE** One privacy screen attachment clamp, end | **P2-SC-BKT-PSE-( )** | 88. |
| **P2-SC-BKT-PST** One privacy screen attachment clamp, T-end | **P2-SC-BKT-PST-( )** | 121. |

### Order Code

| *Example:* | **P2-SC-BKT-PSD-111** |
|---|---|
| **P2-SC-BKT-PSD** | Set of two privacy screen attachment clamps, shared |
| **111** | Jet Black finish |

*Specify:*

1. Pattern number
2. Finish

### Finishes

*Frame, screen and privacy clamp paint finish options:*
Aluminum (suffix A)
Jet Black (suffix 111)
Medium Metallic Grey (suffix 612)

### Features

*Privacy screen attachment clamps:*
Clamps are die-cast aluminum with a fused powder-coat finish. One set (two clamps) required for attachment of each screen. Specify single attachment clamps. Clamps can be attached at any location on table edge by simple screw fit.

Screens install without the use of any tools and are held in place with a simple friction fit.

*Privacy screen attachment clamps for shared configuration:*
One set (2 clamps) required for each screen. Specify shared attachment clamps. Brackets attach on two tables, in a back-to-back or side-to-side configuration at any location on width or depth side of table. There will be a ¾″ gap between connected tables below the shared screen.

*Modesty screen attachment clips:*
Clips are injection molded medium grey nylon. Two clips required for each screen. Clips are inserted in top of leg endplate.

*Mid-depth privacy screen attachment:*
Use two end clamps to attach mid-depth screens anywhere along the table top. When using a mid-depth screen with a standard privacy screen, use one T-end clamp where the two screens meet and one end clamp at the free end.

*Maintenance:*
See pages 14.

# Emanuela Frattini
## *Propeller® Accessories*
## *Tackable Modesty Screens for Flip-Top Tables*

*Designer(s):*
Emanuela Frattini

| description | w | d | h | pattern no. | brackets | screen fabric |
|---|---|---|---|---|---|---|
| **P2-FT** Propeller tackable fabric modesty screen for Flip-Top tables, 11″ 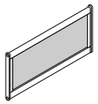 | 31″ | 7/8″ | 11″ | **P2FT4811-( )** | | $523. |
| | 43″ | 7/8″ | 11″ | **P2FT6011-( )** | | 616. |
| | 55″ | 7/8″ | 11″ | **P2FT7211-( )** | | 706. |
| **P2-FT** Propeller tackable fabric modesty screen for Flip-Top tables, 13″ 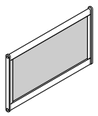 | 31″ | 7/8″ | 13″ | **P2FT4813-( )** | | 557. |
| | 43″ | 7/8″ | 13″ | **P2FT6013-( )** | | 650. |
| | 55″ | 7/8″ | 13″ | **P2FT7213-( )** | | 741. |
| **P2-FT** Propeller tackable fabric modesty screen for Flip-Top tables, 18″ 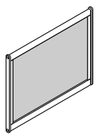 | 31″ | 7/8″ | 18″ | **P2FT4818-( )** | | 591. |
| | 43″ | 7/8″ | 18″ | **P2FT6018-( )** | | 681. |
| | 55″ | 7/8″ | 18″ | **P2FT7218-( )** | | 771. |
| **P2-FT-BKT-MP** Set of two modesty panel attachment clips for Flip-Top table | | | | **P2-FT-BKT-MP( )** | 118. | |

### Order Code

| | |
|---|---|
| *Example:* | **P2FT4811-A-W534/4 P2-FT-BKT-MP-A** |
| **P2FT** | Propeller Flip-Top modesty screen |
| **4811** | 31″w x 11″h |
| **A** | Aluminum frame |
| **W534/4** | Foil Wrap, Silver |
| **P2-FT-BKT-MP** | Modesty screen attachment bracket |
| **A** | Aluminum finish |

*Specify:*

1. Pattern number
2. Frame finish
3. Panel fabric selection
4. Attachment clamp
5. Attachment clamp finish

### Finishes

*Frame/Clamp finish:*
Aluminum (suffix A)
Jet Black (suffix 111)
Medium Metallic Grey (suffix 612)

### Features

*Screens:*
Modesty screens for Flip-top tables are available in mesh screen fabric and select KnollTextiles. Available in three standard heights and widths. Screens are non-sided and non-directional.

*Modesty screen attachment clips:*
Two P2-FT-BKT-MP clips required for each screen. Clips are screw fixed to the Flip-top leg. Please reference the Propeller Manual for drawings.

Modesty screens for the Flip-top tables differ in size to standard modesty/privacy screens.

### Construction

*Frame:*
Extruded aluminum horizontal and die-cast vertical members. Powder coat finish.

### Fabrics Approved for Upholstery on Flip-Top Modesty Screens

*Mesh screen fabric:*
Black (suffix A4)
Cane (suffix A5)
Granite (suffix A1)
Thorn (suffix A2)

*Approved KnollTextiles:*
Allegory WC865
Back Drop W302
Bollywood WC1015
Matinee WC272
Odeon K317
Sequel WC866
Transition W816

# Emanuela Frattini
## *Propeller® Accessories*
## *Shelves and Stanchions with Load Bars*

*Designer(s):*
Emanuela Frattini, 2000

| description | w | d | h | no. of stanchions required | pattern no. | list price |
|---|---|---|---|---|---|---|
| **P2-SH** Shelf for Propeller training table 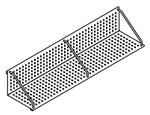 | 24″ | 10¾″ | 18″ | 2 | **P2-SH24-( )** | $542. |
| | 30″ | 10¾″ | 18″ | 2 | **P2-SH30-( )** | 590. |
| | 36″ | 10¾″ | 18″ | 2 | **P2-SH36-( )** | 636. |
| | 42″ | 10¾″ | 18″ | 2 | **P2-SH42-( )** | 717. |
| | 48″ | 10¾″ | 18″ | 3 | **P2-SH48-( )** | 765. |
| | 60″ | 10¾″ | 18″ | 3 | **P2-SH60-( )** | 957. |
| | 66″ | 10¾″ | 18″ | 3 | **P2-SH66-( )** | 1,052. |
| | 72″ | 10¾″ | 18″ | 4 | **P2-SH72-( )** | 1,099. |
| **P2-SHS** Stanchion for single table with optional load bar bracket, per piece  | | | | | **P2-SHS-( )** | 239. |
| **P2-SHSD** Stanchion for back-to-back tables with optional load bar bracket, per piece | | | | | **P2-SHSD-( )** | 299. |
| **P2-SHLB** Orchestra load bar for stanchion, width to fit shelf width | 24″ | ½″ | 3″ | | **P2-SHLB24-( )** | 106. |
| | 30″ | ½″ | 3″ | | **P2-SHLB30-( )** | 106. |
| | 36″ | ½″ | 3″ | | **P2-SHLB36-( )** | 112. |
| | 42″ | ½″ | 3″ | | **P2-SHLB42-( )** | 127. |
| | 48″ | ½″ | 3″ | | **P2-SHLB48-( )** | 141. |
| | 60″ | ½″ | 3″ | | **P2-SHLB60-( )** | 162. |
| | 66″ | ½″ | 3″ | | **P2-SHLB66-( )** | 180. |
| | 72″ | ½″ | 3″ | | **P2-SHLB72-( )** | 209. |
| **P2-SHPS** Shelf for Propeller pin-set height adjstable table 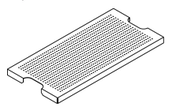 | 33⅝″ | 16″ | 1″ | | **P2-SHPS48** | 451. |
| | 52⅝″ | 16″ | 1″ | | **P2-SHPS60** | 499. |
| | 64⅝″ | 16″ | 1″ | | **P2-SHPS72** | 544. |

### Order Code

| | |
|---|---|
| *Example:* | **(2) P2-SH60-A**<br>**(3) P2-SHSD-A** |
| **P2-SH60** | Propeller 60″-wide shelf, two for back-to-back configuration |
| **A** | Aluminum finish |
| **PS-SHSD** | Stanchion for back-to-back configuration, three for 60″-wide shelf |
| **A** | Aluminum finish |

*Specify:*

1. Shelf Pattern number (double quantity for back-to-back shelves)
2. Shelf finish
3. Stanchion type and required quantity per shelf
4. Stanchion finish
5. Load bar
6. Load bar finish

### Finishes

*Shelf/stanchion/load bar finish:*
Aluminum (suffix A)
Jet Black (suffix 111)
Medium Metallic Grey (suffix 612)

### Features

*Shelves:*
Propeller shelves can be attached to any Propeller table in the same width as table or less. Shelf can be single or double in back-to-back configurations. Shelves are 18″ high when attached to stanchion and align with 18″ screens. Clearance below shelf is 9¼″. Height of shelf alone is 8¾″.

*Stanchions:*
Number of stanchions required depends on shelf width (see right column on left page). Stanchion attaches by simply screw-clamping onto table top from bottom. Stanchion can be single or for back-to-back configurations so shelves can be hung from both sides. ¾″ gap between tables. Pre-drilled holes allow for attachment of optional load bars.

### Construction

*Load bar:*
Standard KnollExtra load bar for Orchestra accessories in three finishes. Specify same width as shelf.

*Shelves for pin-set tables:*
Shelves for the pin-set height adjustable tables simply span between legs and rest on top of the leg castings; they do not require brackets or clamps.

*Shelves:*
Perforated sheet metal with rolled front edges in powder-coat finish. Steel wire supports in chrome finish.

*Stanchion:*
Die-cast aluminum bracket with powder-coat finish. Steel vertical bar for attachment of shelf.

*Load bar:*
Extruded aluminum in satin anodized or powder-coat finish. Textured polystyrene end caps. Load bar is filled with ½″ Delvin plastic pellets to support papers on info rail.

*Maintenance:*
See pages 14.

# Emanuela Frattini
## *Propeller® Accessories*
## *Rolling Cart*

*Designer(s):*
Emanuela Frattini, 1996

| | description | w | d | h |
|---|---|---|---|---|
| | **P4-TR** Rolling cart | 36″ | 20″ | 27″ |
| | | 44″ | 24″ | 28½″ |
| | Two load bars for P4-TR-2 | 17″ | | |

| pattern no. | accessories | laminate/ 3mm edge | laminate/ molded edgeband | veneer/ 3mm edge |
|---|---|---|---|---|
| **P4-TR1** | | $1,555. | $1,746. | $3,232. |
| **P4-TR2** | | 1,705. | 1,915. | 3,596. |
| **P4-TR2-LB2** | 202. | | | |

### Order Code

| | |
|---|---|
| *Example:* | **P4-TR1-SL-R6-G-A** |
| **P4-TR1** | Small rolling cart |
| **SL** | Slate laminate |
| **R6** | Black edgeband |
| **BG** | Grommet option |
| **A** | Anodized Aluminum grommet, shelf and leg finish |

*Specify rolling cart:*

1. Pattern number
2. Top finish selection
3. Edgeband selection
4. Grommet option
5. Leg/grommet/shelf finish

### Finishes

*Colored laminate top finishes:*
Bright White (suffix 118)
Brushed Aluminum (suffix LJ)
Brushed Sand (suffix 122)
Fog (suffix 128)
Folkstone Grey (suffix 114)
Jet Black (suffix 111)
Light Grey (suffix L)
Micro Grey (suffix 121)
Micro Sand (suffix 129)
Pumice (suffix 119)
Slate (suffix SL)
Soft Grey (suffix 117)

*Wood grain laminate finishes:*
Deep Cherry (suffix DC)
Medium Cherry (suffix 124)
Natural Cherry (suffix 126)
Natural Maple (suffix 125)
Pearwood (suffix PA)
Walnut (suffix 127)

*Veneer top/edge and leg finishes:*
American Cherry (suffix X)
Bronzed Cherry (suffix V312)
Burnt Walnut (suffix V313)
Chalk Oak (suffix V421)
Ebonized Walnut (suffix D)
Light Cherry (suffix V315)
Maple (suffix K)
Medium Red Mahogany (suffix Z)
Natural Beech (suffix B)
Warm Brown Walnut (suffix J)

*Molded edgeband finishes:*
Black (suffix 6)
Light Grey (suffix 4)
Medium Grey (suffix 5)
Spring Green (suffix 1)

*Flat edgeband finish:*
Black (suffix R5)
Bright White (suffix 118)
Medium Grey (suffix R6)

*Leg, shelf and grommet finishes:*
Anodized Aluminum (suffix A)
Jet Black (suffix 111)
Medium Metallic Grey (suffix 612)



### Electrical

*Grommet options:*
No grommet (suffix Y)
Mid-depth grommet, right side (suffix BG)

### Features

*Rolling cart:*
Versatile Propeller rolling cart can be used to serve food, support presentation equipment or as an individual computer workstation. Small cart fits underneath standard height training tables for temporary storage.

Attach a KnollExtra keyboard drawer to underside of top to create a small, independent computer workstation. Narrow keyboard drawer fits underneath P4-TR1 and P4-TR2, wide keyboard drawer underneath P4-TR2 only. See KnollExtra price list for more information.

Available in all Propeller laminate finishes with molded urethane edge and in all wood veneer finishes with Flat Edgeband.

Optional grommet is located 2⅛″ from rolling cart edge and has 3¼″ diameter. Same finish as legs.

Rolling Cart Construction:
1¼″ thick; solid, 3-ply, medium density fiberboard core with laminate top and molded urethane edge or wood top with ABS flat edgeband. Legs are extruded aluminum with clear satin anodized or powder-coat finish. 18 gauge perforated steel metal shelf with rolled edges is attached to legs with round steel rod at 7½″ height off floor. Leg end mounting plate is medium grey powder-coated metal. Leg end caps are black injection molded nylon. Rolling cart has two 2⅜″ locking casters and two non-locking casters. Load bars are black painted steel.

*Maintenance:*
See pages 14.

# Emanuela Frattini
## *Propeller® Accessories*
## *Credenzas and Sideboards*

*Designer(s):*
Emanuela Frattini, 1994

| | description | w | d* | h | pattern no. | top/edge/pedestal laminate/flat edge/ painted case | top/edge/pedestal laminate/wood/ painted case | top/edge/pedestal veneer/flat edge/ veneer case | top/edge/pedestal veneer/PE wood/ veneer case | top/edge/pedestal veneer/ AE/SE wood/ veneer case | top/edge/pedestal veneer/ AE1/SE1 wood/ veneer case |
|---|---|---|---|---|---|---|---|---|---|---|---|
| | **P5-0** Two position credenza | 36 1/4″ | 20″ | 28 1/2″ | **P5-01** | $5,507. | $6,856. | $7,424. | $8,546. | $8,586. | $8,586. |
| | | 36 1/4″ | 20″ | 28 1/2″ | **P5-02** | 5,176. | 6,522. | 7,125. | 8,196. | 8,236. | 8,236. |
| | **P5-1** Four position credenza | 67 3/8″ | 20″ | 28 1/2″ | **P5-11** | 9,307. | 11,445. | 12,207. | 13,120. | 13,184. | 13,184. |
| | | 67 3/8″ | 20″ | 28 1/2″ | **P5-12** | 9,639. | 11,445. | 12,510. | 13,120. | 13,184. | 13,184. |
| | | 67 3/8″ | 20″ | 28 1/2″ | **P5-13** | 9,307. | 10,920. | 12,207. | 12,756. | 12,815. | 12,815. |
| | | 67 3/8″ | 20″ | 28 1/2″ | **P5-14** | 9,307. | 10,920. | 12,207. | 12,756. | 12,815. | 12,815. |
| | | 67 3/8″ | 20″ | 28 1/2″ | **P5-15** | 8,974. | 10,397. | 11,907. | 12,391. | 12,451. | 12,451. |
| | **P5-2** Six position credenza | 98 1/2″ | 20″ | 28 1/2″ | **P5-21** | 12,551. | 15,376. | 16,826. | 17,860. | 17,946. | 17,946. |
| | | 98 1/2″ | 20″ | 28 1/2″ | **P5-22** | 13,215. | 15,900. | 17,432. | 18,222. | 18,309. | 18,309. |
| | | 98 1/2″ | 20″ | 28 1/2″ | **P5-23** | 12,551. | 14,852. | 16,826. | 17,494. | 17,579. | 17,579. |
| | | 98 1/2″ | 20″ | 28 1/2″ | **P5-24** | 12,551. | 14,852. | 16,826. | 17,494. | 17,579. | 17,579. |
| | | 98 1/2″ | 20″ | 28 1/2″ | **P5-25** | 12,217. | 15,204. | 16,526. | 17,128. | 17,209. | 17,209. |
| | | 98 1/2″ | 20″ | 28 1/2″ | **P5-26** | 12,551. | 14,852. | 16,826. | 17,494. | 17,579. | 17,579. |
| | | 98 1/2″ | 20″ | 28 1/2″ | **P5-27** | 12,938. | 15,376. | 17,185. | 17,860. | 17,946. | 17,946. |
| | | 98 1/2″ | 20″ | 28 1/2″ | **P5-28** | 12,938. | 15,376. | 17,185. | 17,860. | 17,946. | 17,946. |
| | | 98 1/2″ | 20″ | 28 1/2″ | **P5-29** | 12,938. | 15,376. | 17,185. | 17,860. | 17,946. | 17,946. |
| | **P5-C** Small sideboard | 67 3/8″ | 20″ | 28 1/2″ | **P5-C** | 3,703. | 4,981. | 4,210. | 6,015. | 6,044. | 6,044. |
| | **P5-D** Large sideboard | 98 1/2″ | 20″ | 28 1/2″ | **P5-D** | 4,924. | 6,728. | 5,592. | 8,170. | 8,209. | 8,209. |

### Order Code

| *Example:* | **P5-2-9-V-A** |
|---|---|
| **P5** | Propeller credenza |
| **2** | Six positions |
| **9** | Double box/file, double door, Double box/file |
| **B** | Natural Beech veneer |
| **A** | Aluminum legs and pulls |

| *Example:* | **P5-1-2-LJ-4-A** |
|---|---|
| **P5** | Propeller credenza |
| **1** | Four positions |
| **2** | Four box/file |
| **LJ** | Brushed Aluminum laminate top |
| **4** | Light Grey edgeband |
| **A** | Aluminum pedestal, pulls and legs |

*Specify:*

1. Pattern number
2. Top finish (pedestal finish for veneer tops)
3. Edge band selection (sideboard and laminate credenzas)
4. Leg/pull/shelf finish (pedestal for laminate top credenzas

*** Please note, AE/SE optional edge option adds 3″ to the overall depth of each piece; AE1/SE1 optional edge option adds 1 ½″ to the overall depth of each piece.**

### Finishes

*Colored laminate top finishes:*
Bright White (suffix 118)
Brushed Aluminum (suffix LJ)
Brushed Sand (suffix 122)
Fog (suffix 128)
Folkstone Grey (suffix 114)
Jet Black (suffix 111)
Light Grey (suffix L)
Micro Grey (suffix 121)
Micro Sand (suffix 129)
Pumice (suffix 119)
Slate (suffix SL)
Soft Grey (suffix 117)

*Wood grain laminate finishes:*
Deep Cherry (suffix DC)
Medium Cherry (suffix 124)
Natural Cherry (suffix 126)
Natural Maple (suffix 125)
Pearwood (suffix PA)
Walnut (suffix 127)

*Veneer top/edge finishes:*
American Cherry (suffix X)
Bronzed Cherry (suffix V312)
Burnt Walnut (suffix V313)
Chalk Oak (suffix V421)
Ebonized Walnut (suffix D)
Light Cherry (suffix V315)
Maple (suffix K)
Medium Red Mahogany (suffix Z)
Natural Beech (suffix B)
Warm Brown Walnut (suffix J)

*Molded edgeband finishes:*
Black (suffix 6)
Light Grey (suffix 4)
Medium Grey (suffix 5)

*Flat edgeband finish:*
Black (suffix R5)
Bright White (suffix 118)
Medium Grey (suffix R6)

*Wood edge profiles:*
Autostrada edge, both sides (suffix AE)
Autostrada edge, front (suffix AE1)
Propeller edge (suffix PE)
Saarinen edge, both sides (suffix SE)
Saarinen edge, front (suffix SE1)

*Leg, shelf and grommet finishes:*
Anodized Aluminum (suffix A)
Jet Black (suffix 111)
Medium Metallic Grey (suffix 612)

*Leg, pull, shelf and pedestal finishes on painted credenzas:*
Aluminum (suffix A)
Jet Black (suffix 111)
Medium Metallic Grey (suffix 6112)

### Features

*Credenza:*
Peanut-shaped leg of Propeller credenza does not include wire channels.

*Wood credenzas:*
Pedestals on wood credenzas are pre-configured with matching veneer run along credenza front.

*Credenzas with laminate top:*
Pedestals on laminate top credenzas are painted to match leg and pull finish. All credenzas are fully lockable. One key for all locks. Pull finish matches leg finish.

Credenzas have six legs, four side legs and two short center legs.



*Credenza Construction:*
Pedestals of wood credenzas are 3-ply solid medium density fiberboard core with veneer surface on front, back and sides. Pedestals of laminate top credenzas have textured powder-coat paint surface on front, back and sides. Pedestals have double module construction (double door, single door left or right with single box/file drawer, double box/file drawer). Layout is preconfigured as shown to right. Credenzas have beam frame construction. Pedestal modules glide onto frame and are numbered in sequence for veneer run.

Double door pedestal has one adjustable shelf. Inside dimensions are 29″w, 17 1/4″d, 19″h. A door hinges open from left. B door hinges open from right. P5-11 and P5-21 have single box/file drawer units. Box/file drawer unit: file drawer suitable for letter and legal filing; full extension drawers. Insides of drawers are lined with black vinyl.

*Credenza Construction con't.*
Extruded aluminum legs with anodized aluminum or powder-coat finish (medium metallic grey, dark metallic grey). Black plastic leveling glides. Pulls are die-cast aluminum with powder-coat finish. Beam supports are powder-coated metal, positioned to be invisible in frontal view.

*Sideboard:*
Peanut-shaped leg of Propeller side boards does not include wire channels. Sideboards ship with perforated metal shelf that attaches to legs at 7 3/4″ under side board top. Shelf finish matches leg finish. Small side-board has four legs, large sideboard has six legs (four side legs and two center legs).

*Sideboard Construction:*
1 1/8″ thick 3-ply solid medium density fiberboard core with urethane edge on laminate tops, ABS flat edgeband or solid wood edge on wood tops. Black plastic glides.

Extruded aluminum legs with anodized or powder-coated finish.

18-gauge perforated metal shelf with 4 rolled edges, attached to leg with steel rod. Fused powder-coat finish.

*Credenza/sideboard leg profile:*

*Credenza pull detail:*

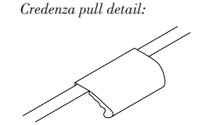

*Shipping:*
Credenzas and sideboards shipped knocked down. Field assembly required. Sideboards ship tops, shelf and legs separately. Credenzas ship top, pedestal modules (two for four position credenza, three for six position credenza), legs and beam support separately. Pedestals are marked for veneer run.

*Maintenance:*
See pages 14.

*Credenza configurations:*

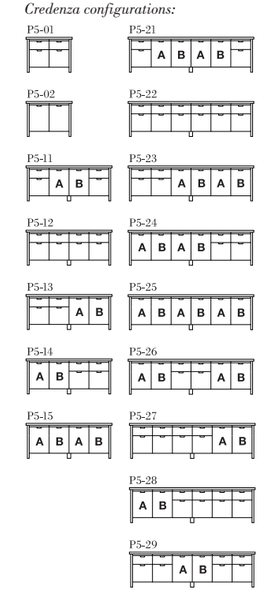

# Emanuela Frattini
## *Propeller® Accessories*
## *Replacement Parts, Training and Conference Tables*

*Designer(s):*
Emanuela Frattini, 1994

| | description | type | w | d | h | pattern no. | list |
|---|---|---|---|---|---|---|---|
| | **P2-TLEG** Replacement leg kit, trapezoid tables | Set of 2 | 3 3/4″ | 1 5/8″ | 27 1/4″ | **P2-TLEG2-( )-( )** | $796. |
| | | Set of 4 | 3 3/4″ | 1 5/8″ | 27 1/4″ | **P2-TLEG4-( )-( )** | 1,393. |
| | **P2-RLEG** Replacement leg kit for rectangular table, aluminum leg | Set of 2 | 3 3/4″ | 1 5/8″ | 27 1/4″ | **P2-RLEG2KIT-( )-( )** | 796. |
| | | Set of 4 | | | | **P2-RLEG4KIT-( )-( )** | 1,393. |
| | **P2-TCLEG2** Replacement C-Leg kit | Set of 2, 18″ table | | | | **P2-TCLEG218-( )** | 1,904. |
| | | Set of 2, 24″ and 30″ tables | | | | **P2-TCLEG2-( )** | 1,904. |
| | **P2-TTLEG** Replacement T-Leg kit | Set of 2, 30″ tables | | | | **P2-TTLEG30-( )** | 1,904. |
| | | Set of 2, 36″ tables | | | | **P2-TTLEG2-( )** | 1,904. |
| | **P3-CLEG** Single conference table leg 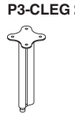 | caster | | 2 1/4″ | 27 1/2″ | **P3-CLEG-C-( )** | 417. |
| | | glide | | 2 1/4″ | 27 1/2″ | **P3-CLEG-F-( )** | 417. |
| | **P2-CASTER4** Replacement casters, aluminum training leg | Set of 4 | 2″ | 1 1/2″ | 1 3/4″ | **P2-CASTER4** | 40. |
| | **P2-GLIDE4** Aluminum leg replacement glides | Set of 4 | 1 1/2″ | 1 1/2″ | 1 1/2″ | **P2-GLIDE4** | 40. |
| | **P3-KNOB8** Tool-free hand screws for conference table leg | | | | 8 for 2 legs | **P3-KNOB8** | 207. |
| | **P2-C-2** Replacement connector bars | Set of 2, temporary connection | 4 3/8″ | 3/4″ | 3/4″ | **P2-C-2** | 47. |
| | **P4-RW-C2** Replacement connectors | Set of 2, permanent connection | | | | **P4-RW-C2** | 48. |

### Order Code

| | |
|---|---|
| *Example:* | **P2-RLEG2KIT-G-A** |
| **P2-RLEGKIT** | 2 replacement legs, training table, aluminum leg |
| **G** | Glides |
| **A** | Anodized Aluminum finish |
| *Example:* | **P3-CLEG-C-111** |
| **P3-CLEG-C** | Replacement leg, conference table, aluminum leg |
| **111** | Jet Black finish |

### Finishes

*Specify:*
1. Caster or glide option (Training table legs only)
2. Leg finish

*Grommet and Leg finishes:*
Anodized aluminum (suffix A)
Jet Black (suffix 111)
Medium Metallic Grey (suffix 612)

*Glides/Casters:*
Glides (suffix G)
Locking Casters (suffix C)

### Features

Legs are for replacement of standard conference and training legs. For hardwired applications specify empty plexus boxes and empty legs. See page 130 or Propeller manual for more information.

For pre-wired applications, specify with pre-wired plexus boxes and pre-wired legs. See page 128 or the Propeller manual for more information.

*Maintenance:*
See pages 14.

# Emanuela Frattini
## *Propeller® Accessories*
## *Replacement Parts, Drum and Square Drum Base Conference Tables*

*Designer(s):*
Emanuela Frattini, 2004

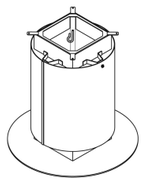

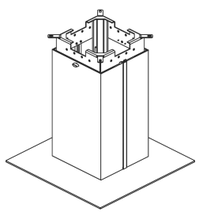

| description | base finish | panel dimensions (w x d) | footplate dimensions (w x d) | h | weight | pattern no. | list |
|---|---|---|---|---|---|---|---|
| **P3-DBASES** Small Drum Base Only | Perforated Aluminum | 18″ x 18″ | 25″ x 25″ | 27 1/4″ | 83 | **P3-DBASES-(A)** | $5,058. |
| | Veneer | 18″ x 18″ | 25″ x 25″ | 27 1/4″ | 83 | **P3-DBASES-W( )** | 5,804. |
| **P3-DBASEM** Medium Drum Base Only | Perforated Aluminum | 18″ x 18″ | 30″ x 30″ | 27 1/4″ | 98 | **P3-DBASEM-(A)** | 5,162. |
| | Veneer | 18″ x 18″ | 30″ x 30″ | 27 1/4″ | 98 | **P3-DBASEM-W( )** | 5,908. |
| **P3-DBASEL** Large Drum Base Only | Perforated Aluminum | 23″ x 23″ | 30″ x 30″ | 27 1/4″ | 110 | **P3-DBASEL-(A)** | 5,467. |
| | Veneer | 23″ x 23″ | 30″ x 30″ | 27 1/4″ | 110 | **P3-DBASEL-W( )** | 6,213. |
| **P3-SBASES** Small Square Drum Base with Square Plate | Aluminum | 13″ x 13″ | 25″ x 25″ | 27 1/4″ | | **P3-SBASES-(A)** | 2,540. |
| | Veneer | 13″ x 13″ | 25″ x 25″ | 27 1/4″ | | **P3-SBASES-W( )** | 3,453. |
| **P3-SBASEM** Medium Square Drum Base Only | Aluminum | 13″ x 13″ | 30″ x 30″ | 27 1/4″ | | **P3-SBASEM-(A)** | 2,687. |
| | Veneer | 13″ x 13″ | 30″ x 30″ | 27 1/4″ | | **P3-SBASEM-W( )** | 3,600. |
| **P3-SBASEL** Large Square Drum Base with Square Plate | Aluminum | 16 1/2″ x 16 1/2″ | 30″ x 30″ | 27 1/4″ | | **P3-SBASEL-(A)** | 2,826. |
| | Veneer | 16 1/2″ x 16 1/2″ | 30″ x 30″ | 27 1/4″ | | **P3-SBASEL-W( )** | 3,880. |
| **P4-WM4** Wire management C-clips | | | | | | **P4-WM4** | 37. |

### Order Code

| *Example:* | **P3-DBASES-W(X)** |
|---|---|
| **P3-DBASES** | Small drum base only |
| **W** | Veneer Option |
| **X** | American Cherry finish |

*Specify:*

1. Drum or Peanut base size
2. Veneer or Aluminum option
3. Veneer finish

### FInishes

*Peanut and Drum Base Finishes:*
Aluminum (suffix A)

*Veneer top/edge:*
American Cherry (suffix X)
Bronzed Cherry (suffix V312)
Brown Oak (suffix V427)
Burnt Walnut (suffix V313)
Chalk Oak (suffix V421)
Ebonized Walnut (suffix D)
Graphite Oak (suffix V513)
Light Cherry (suffix V315)
Light Oak (suffix V423)
Maple (suffix K)
Medium Red Mahogany (suffix Z)
Natural Beech (suffix B)
Old English Walnut (V417)
Warm Brown Walnut (suffix J)

### Features

*Maintenance:*
See pages 14.

Jumper cables available for hardwired applications, see page 126.

# Emanuela Frattini
## *Propeller® Accessories*
## *Replacement Parts, Rectangular Drum and Peanut Base Conference Tables*

*Designer(s):*
Emanuela Frattini, 2004

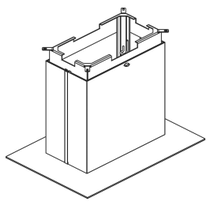

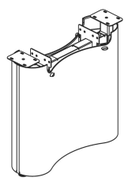

| description | base finish | panel dimensions (w x d) | footplate dimensions (w x d) | h | weight | pattern no. | list |
|---|---|---|---|---|---|---|---|
| **P3-RBASES** Small Rectangular Drum Base Only | Aluminum | 24″ x 13″ | 36″ x 30″ | 27 1/4″ | | **P3-RBASES-(A)** | $2,856. |
| | Veneer | 24″ x 13″ | 36″ x 30″ | 27 1/4″ | | **P3-RBASES-W( )** | 3,970. |
| **P3-RBASEM** Medium Rectangular Drum Base Only | Aluminum | 24″ x 13″ | 48″ x 30″ | 27 1/4″ | | **P3-RBASEM-(A)** | 3,099. |
| | Veneer | 24″ x 13″ | 48″ x 30″ | 27 1/4″ | | **P3-RBASEM-W( )** | 4,291. |
| **P3-RBASEL** Large Rectangular Drum Base Only 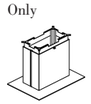 | Aluminum | 31″ x 16″ | 36″ x 36″ | 27 1/4″ | | **P3-RBASEL-(A)** | 3,178. |
| | Veneer | 31″ x 16″ | 36″ x 36″ | 27 1/4″ | | **P3-RBASEL-W( )** | 4,429. |
| **P3-RBASEXL** Extra Large Rectangular Drum Base Only | Aluminum | 31″ x 16″ | 48″ x 36″ | 27 1/4″ | | **P3-RBASEXL-(A)** | 3,495. |
| | Veneer | 31″ x 16″ | 48″ x 36″ | 27 1/4″ | | **P3-RBASEXL-W( )** | 4,826. |
| **P3-PBASE** Peanut Base Only | Perforated Aluminum | 27″ x 8″ | | 27 1/4″ | 40 | **P3-PBASE-(A)** | 3,628. |
| | Veneer | 27″ x 8″ | | 27 1/4″ | 40 | **P3-PBASE-W( )** | 4,524. |
| **P4-WM4** Wire management C-clips | | | | | | **P4-WM4** | 37. |

### Order Code

| *Example:* | **P3-SRBASEL-A** |
|---|---|
| **P3-SRBASEL** | Large Rectangular Drum Base only |
| **A** | Perforated Aluminum finish |

*Specify:*

1. Pattern number
2. Veneer or Perforated Aluminum option
3. Veneer finish

### Finishes

*Peanut and Drum Base Finishes:*
Aluminum (suffix A)

*Veneer top/edge:*
American Cherry (suffix X)
Bronzed Cherry (suffix V312)
Brown Oak (suffix V427)
Burnt Walnut (suffix V313)
Chalk Oak (suffix V421)
Ebonized Walnut (suffix D)
Graphite Oak (suffix V513)
Light Cherry (suffix V315)
Light Oak (suffix V423)
Maple (suffix K)
Medium Red Mahogany (suffix Z)
Natural Beech (suffix B)
Old English Walnut (V417)
Warm Brown Walnut (suffix J)

*Veneer Drum Base finishes: (upcharge applies)*
For veneer drum base finish, add letter W to the veneer finish code at the end of the pattern number (e.g. W-K for maple drum finish) and add appropriate upcharge as listed below. Interior: fabricated sheet metal with black powder coat finish.

1 base (small) $1,039
1 base (medium) $1,112
1 base (large) $1,169
1 base (x-large) $1,242

### Features

*Maintenance:*
See pages 14.

Jumper cables available for hardwired applications, see page 126.

# Emanuela Frattini
## *Propeller® Electrical*
## *Plexus Box and Connectivity Options*

Plexus Boxes for Training and Conference Tables are covered power and communications units mounted flush into the table top, offering a clean aesthetic. Plexus Boxes are installed in the field and fit in pre-configured cutout locations in Propeller table tops. Various cutout locations are available, see specific products pages for more information.

**Plexus Box types and sizes:**
Plexus Boxes are available in two lengths, small and medium.
Medium boxes are also available in a double width format.

**Small Box (Training tables only)**

**P4S-BOXS-( )**

Offers one duplex power outlet with surge protector, one communication outlet and one additional data plate.

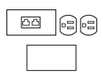

**Medium Box (Conference and training tables)**

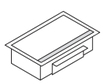

**P4S-BOXM-( )**

Offers room for two duplex power outlets with surge protector, one quadruple communication outlet and two additional data plates.

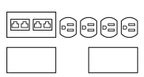

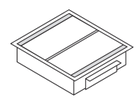

**P4SD-BOXM-( )**

**Double Medium Box (Conference tables only)**

Offers room for four duplex power outlets with surge protector, two quadruple communications outlets and four additional data plates.

**Plexus Box Connectivity options:**
Plexus Boxes are available with three connectivity options for either temporary or permanent installation.

**Plexus Box with Cordset**

For temporary power and communications access.
**P4( )-BOX( )-PP**
**Use existing leg.**

**Empty Plexus Box**

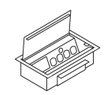

For hard-wired power and communications access. Compatible with legs shown below.
**P4( )-BOX( )-E**

Training leg
**P4-RWIN4-RE** (right)
**P4-RWIN4-LE** (left)

Conference leg
**P3-CLEG-PE**

Trapezoid leg
**P4-RWIN4-TE**

C-Leg
**P4-RWIN4-CRE** (right)
**P4-RWIN4-CLE** (left)

T-Leg
**P3-TLEGU-PE**

**Pre-wired Plexus Box**

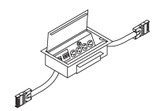

For permanent power and communications access. Compatible with legs shown below.
**P4( )-BOX( )-PR**

Training leg
**P4-RWIN4-R** (right)
**P4-RWIN4-L** (left)

Conference leg
**P3-CLEG-PR**

Trapezoid leg
**P4-RWIN4-T**

C-Leg
**P4-RWIN4-CR** (right)
**P4-RWIN4-CL** (left)

T-Leg
**P3-TLEGU-PR**

### Ordering Information

To specify Plexus Boxes:
1. Determine power and data requirements and suitable box size
2. Specify table type with required cutout option. (see chart on table product page)
3. Specify box(es).
4. Specify data outlets.
5. Specify infeed legs and finish (empty and pre-wired versions only).
6. Specify jumper cables (pre-wired version only).

### Performance

**Power options:**
The Plexus Box is available in three electric power options: a cordset unit, comprised of a 15 amp single circuit with 3-prong plug; a pre-wired unit, comprised of an eight wire power distribution system for two 20 amp convenience circuits (A,B) and two 20 amp protected circuits (X,Y) with separate neutral and ground; an empty unit, comprised of an empty box to be field installed by a licensed electrician. All power and communication wiring is completely separated by a metal septum to avoid interference.

**Data/Communication Options:**
The Plexus Box is available with standardized cutouts for communication and data faceplates, which are available as blank or preconfigured with data and communication jacks. The small Plexus Box can accommodate two faceplates, the medium Plexus Box can accommodate three faceplates and the double medium Plexus box can accommodate six face plates. Cordset boxes are sold with one preconfigured data faceplate, please see product details for specifics.

Power outlets and data/communication faceplates are positioned under a hinged lid to allow access. The extruded aluminum lid features a brush seal allowing wires to pass when lid is closed. Inside the box, power receptacles and one data/communication cutout are positioned on a 60° angle wall, while additional data/communication cutouts are located on the floor of the box.

Standard data/communications cutouts will accommodate common faceplates by AMP, CommScope, Nordex and Panduit

### Connectivity

*Plexus Box with cordset:*
The Plexus Box with cordset offers temporary power and communications access, comprising a single 15 amp electrical circuit with a 3-prong plug. The 15' cable can simply be channeled through the Propeller leg to connect to a standard floor or wall outlet. The standard Propeller leg is used with this option. Plexus Boxes with cordset simply rest in the table cutout. Do not attach permanently to the table to comply with UL requirements. Option not available for Chicago or New York.

*Pre-wired Plexus Box:*
The pre-wired Plexus Box offers four permanent 20 amp electrical circuits for power distribution and data access. An additional special pre-wired infeed leg (R ) must specified to bring wires from building power to supply power the table. Jumper cables connect power infeed legs to first box and are used to link multiple boxes. Suitable for most regions if connected to building power by a licensed electrician.

The pre-wired Plexus box uses an eight wire, four circuit power distribution system.

*Empty Plexus Box for hardwiring:*
The empty Plexus Box for hardwiring offers permanent power and data/communication access and has room for wiring up to four circuits. An additional special empty infeed leg (E) must be specified to bring wires from building power supply to the first empty Plexus Box. Suitable for all regions.

### Construction

The Plexus box is constructed of an extruded aluminum lid and bezel in anodized finish. Sides and body are fabricated of stamped steel with aluminum powder-coat finish. Plexus boxes attach via clamps from underneath the table top. Accommodates table thickness from 1″ to 1 ½″.

### Cutout options

*Plexus Box cutout locations:*
For cutout locations see chart on specific product pages. Boxes ship with actual cutout template for field cutting tables, when necessary.

Cutout dimensions (w x d):
Small Plexus Box: 6.875″ x 6.25″
Medium Plexus Box: 6.5″ x 10.25″
Double Medium 10.25″ x 11.875″

# Emanuela Frattini
## *Propeller® Electrical*
## *One-Circuit Plexus Boxes with Cordset*

*Designer(s):*
Emanuela Frattini

| | description | type | w | d | h | pattern no. | list price |
|---|---|---|---|---|---|---|---|
| | **P4S-BOXS-PP** small plexus box 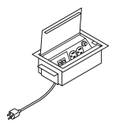 | one electical duplex, room for two data faceplates | 7.5″ | 6.75″ | 2.8″ | **P4S-BOXS-PP-X** | $863. |
| | | one electrical duplex, two RJ45 jacks with category 6 transition cables | 7.5″ | 6.75″ | 2.8″ | **P4S-BOXS-PP-2** | 1,289. |
| | **P4S-BOXM-PP** medium shallow box with cordset and surge protector | two duplex, four RJ11 jacks, room for 2 additional data plates | 10.5″ | 7″ | 2.8″ | **P4S-BOXM-PP-11(A)** | 1,675. |
| | | two duplex, four RJ45 jacks, room for 2 additional data plates | 10.5″ | 7″ | 2.8″ | **P4S-BOXM-PP-5-(A,B)-(A)** | 1,694. |
| | | two duplex, two RJ11 jacks, two RJ45 jacks, room for 2 additional data plates | 10.5″ | 7″ | 2.8″ | **P4S-BOXM-PP-4511-(A,B)-(A)** | 1,685. |
| | **P4SD-BOXM-PP** medium shallow double wide box with cordset and surge protector 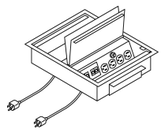 | four duplex, eight RJ11 jacks, room for 4 additional data plates | 10.5″ | 12.5″ | 2.8″ | **P4SD-BOXM-PP-11(A)** | 2,597. |
| | | four duplex, eight RJ45 jacks, room for 4 additional data plates | 10.5″ | 12.5″ | 2.8″ | **P4SD-BOXM-PP-5-(A,B)-(A)** | 2,604. |
| | | four duplex, four RJ11 jacks, four RJ45 jacks, room for 4 additional data plates | 10.5″ | 12.5″ | 2.8″ | **P4SD-BOXM-PP-4511-(A,B)-(A)** | 2,725. |

### Order Code

| | |
|---|---|
| *Example:* | **P4SD-BOXM-PP-5-B-A** |
| **P4SD-BOXM-PP** | Medium shallow Plexus Box |
| **5** | Four category 5 transition cables |
| **B** | ATT/Lucent transition cables (non-EIA) |
| **A** | Aluminum finish |

*Specify:*

1. Plexus Box for cutout size
2. Desired data configuration
3. Select B for (ATT/Lucent) or A for (EIA) wiring in building
4. Plexus Box lid finish

### Finishes

*Plexus Box lid finishes:*
Aluminum (suffix A)

### Features

*Plexus Box with Cordset:*
The Plexus Box with cordset offers temporary power and data access at the table top. The height of each box is only 2.8″ and accommodates table thickness up to 1½″ allowing for complete knee clearance. Inside the box, power receptacles and one data/communication cutout are positioned on a angled wall, while additional data/communication cutouts are located on the floor of the box. All power and communication wiring is completely separated by a metal septum to avoid interference. The extruded aluminum lid features a brush seal, allowing for wires to pass through when the lid is closed. The box feature a black circuit reset button.

The Plexus with cordset is comprised of a single 15 amp electrical circuit with a 3-prong plug. The 15' cord can simply be channeled through the Propeller leg to connect to a standard floor or wall outlet. The standard Propeller leg is used with this option. For horizontal wire management, use wire management trough on page 118. Please note, the double medium box features two 15' cords.

UL listed product. Cordset Plexus Boxes simply rest in the table cutout. Do not attach permanently to the table to comply with UL requirements. This option is not available for Chicago or New York.

Three box sizes are available:

*Small Plexus Box with cordset:*
The small Plexus Box offers a single electrical duplex and a data/communication cutout positioned on the interior angled wall, with an additional data/communication cutout in the floor of the box. Available in two configurations: one with preconfigured data faceplate with two RJ45 jacks and two 20' Category 6 transition cables (2), or without data/communication faceplates (X).

*Medium Plexus Box with cordset:*
The medium Plexus Box offers two electrical duplexes and a data/communication cutout positioned on the interior angled wall, with two additional data/communication cutouts in the floor of the box. Available in three configurations: with one preconfigured data faceplate with four RJ11 jacks and four 20' Category 3 transition cables (11), with one preconfigured data faceplate with four RJ45 jacks and four 20' Category 6 transition cables (5), or with one preconfigured data faceplate with two RJ11 jacks and two RJ45 jacks with two 20' Category 3 transition cables and two 20' Category 6 transition cables.

*Double Medium Plexus Box with cordset:*
The double medium Plexus Box with cordset offers the same features as the medium box, but two sided; a total of four electrical duplexes (two per side) and two data/communication cutouts position on the angled wall (one per side), with four additional data/communication cutouts in the floor of the box (two per side). Available in three configurations: with two preconfigured data faceplates, each with four RJ11 jacks and four 20' Category 3 transition cables (11), with two preconfigured data faceplates, each with four RJ45 jacks and four 20' Category 6 transition cables (5), or with two preconfigured data faceplates, each with two RJ11 jacks and two RJ45 jacks with two 20' Category 3 transition cables and two 20' Category 6 transition cables.

For preconfigured data options and transition cables, select (A) for EIA wiring, or (B) for ATT/Lucent wiring.

To specify individual data/communication plates, please see page 132.

### Construction

The Plexus Box is constructed of an extruded aluminum lid and bezel in anodized finish. Sides and body are fabricated of stamped steel with aluminum powder-coat finish. Plexus boxes attach via clamps from underneath the table top. Accommodates table thickness from 1″ to 1½″.

*Cut-out Dimensions (w x d):*
Small Plexus Box 6.875″ x 6.25″
Medium Plexus Box 10.25″ x 6.5″
Double Medium Plexus Box 10.25″ x 11.875″

# Emanuela Frattini
## *Propeller® Electrical*
## *Empty Plexus Boxes for Hardwiring*

*Designer(s):*
Emanuela Frattini

| description | accommodates | w | d | h | pattern no. | list price |
|---|---|---|---|---|---|---|
| **P4S-BOXM-E** medium shallow box, empty | two duplex, room for three additional data plates | 10.5″ | 7″ | 2.8″ | **P4S-BOXM-E-(A)** | $893. |
| **P4SD-BOXM-E** double shallow medium box, empty 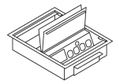 | four duplex, room for six additional data plates | 10.875″ | 12.5″ | 2.8″ | **P4SD-BOXM-E-(A)** | 1,604. |

### Order Code

| *Example:* | **P4S-BOXM-E-A** |
|---|---|
| **P4S-BOXM-E** | Medium shallow plexus box, empty |
| **A** | Aluminum finish |

*Specify:* Propeller table with desired cutout size and location

1. Plexus box size
2. Anodized finish

*Can also specify:*

1. Empty leg, refer to page 122.
2. Electrical outlets, refer to page 122.
3. Communication outlets, refer to page 122.
4. Jumper cable to connect empty leg to 1st plexus (female-male), refer to page 122.
5. Jumper cable to connect plexus boxes (male-male), refer to page 122.

Power outlets to be installed by electrical contractor; communication outlets to be installed by licensed communications contractor.

### Finishes

*Plexus Box lid/infeed leg finishes:*
Aluminum (suffix A)

### Empty Shallow Plexus for hardwiring

The empty Plexus Box for hardwiring offers permanent power and data/communication access and has room for wiring up to four circuits. An additional special empty infeed leg (E) must be specified to bring wires from building power supply to the first empty Plexus Box. Suitable for all regions.

*Empty Medium Plexus Box:*
The medium Plexus Box offers room for two electrical duplexes and a data/communication cutout positioned on the interior angled wall, with two additional data/communication cutouts in the floor of the box.

*Empty Double Medium Plexus Box:*
the empty double medium Plexus Box offers the same features as the medium box, but two sided; room for four electrical duplexes (two each side) and two data/communication cutouts position on the interior angled wall (one per side), with four additional data/communication cutouts in the floor of the box (two per side).

*Outlets:*
Electrical duplexes are included with each empty box; to be field installed by a licensed electrician.

Eagle Cooper,
Black: 4270-5BK
Orange: IG5262-RN

To specify individual data/communication plates, please see page 132.

### Construction

The Plexus Box is constructed of an extruded aluminum lid and bezel in andonized finish. Sides and body are fabricated of stamped steel with aluminum powder-coat finish. Plexus boxes attach via clamps from underneath the table top. Accomodates table thickness from 1″ to 1 ½″.

*Cut-out Dimensions (w x d):*
Small Plexus Box: 6.875″ x 6.25″
Medium Plexus Box: 10.25″ x 6.5″
Double Medium Plexus Box: 10.25″ x 11.875″

*Infeed leg:*
For Training or Conference tables with standard legs an additional special empty infeed leg (E) must be specified to bring wires from building power supply to the first empty Plexus Box. Suitable for all regions.

# Emanuela Frattini
## *Propeller® Electrical Pre-Wired Plexus Boxes*

*Designer(s):*
Emanuela Frattini

| description | type | w | d | h | pattern no. | list price |
|---|---|---|---|---|---|---|
| **P4S-BOXM-PR** medium shallow box, pre-wired 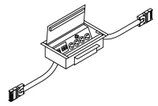 | one duplex A, one duplex X, room for 3 data plates | 10.5″ | 7″ | 2.8″ | **P4S-BOXM-PRA-(A)** | $1,593. |
| | one duplex B, one duplex Y, room for 3 data plates | 10.5″ | 7″ | 2.8″ | **P4S-BOXM-PRB-(A)** | 1,593. |
| **P4SD-BOXM-PR** double medium shallow box, pre-wired 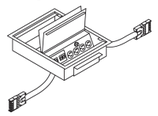 | 2 duplex A, 2 duplex X, room for 6 data plates | 10.5″ | 12.5″ | 2.8″ | **P4SD-BOXM-PRA-(A)** | 2,787. |
| | 2 duplex B, 2 duplex Y, room for 6 data plates | 10.5″ | 12.5″ | 2.8″ | **P4SD-BOXM-PRB-(A)** | 2,787. |

### Order Code

| | |
|---|---|
| **Example:** | **P4S-BOXM-PRA-A** |
| **P4S-BOXM-PRA** | Medium shallow plexus box, prewired |
| **A** | Aluminum finish |

*Specify:*

1. Plexus box size
2. Specify Duplex A and X or B and Y
3. Andonized finish

*Can also specify:*

1. Communication outlets, refer to page 122.
2. Prewired leg, refer to page 122.
3. Jumper to connect plexus boxes (male/male), refer to page 122.
4. Jumper to connect 1st plexus box to leg (female/male), refer to page 122.

### Finishes

*Plexus Box lid/infeed leg finishes:*
Aluminum (suffix A)

### Features

*Pre-wired Plexus Boxes:*
The pre-wired Plexus Box offers permanent electrical power and data access at the table top. The data and electrical receptacles are angled at 60 degrees for easier access. Additional data faceplates are located on box floor.

The extruded aluminum hinge lid features a brush seal, allowing wires to pass when lid is closed.

All power and communication wiring is completely separated by a metal septum to avoid interference.

The Plexus Box is a four-circuit, eight-wire power distribution system that includes two 20-amp convenience circuits (A,B), with neutral and ground and two protected 20-amp circuits (X,Y) with separate neutral and ground. All power outlets are pre-configured to avoid circuit overload. If several Plexus Boxes are connected together, alternate configurations A & B for optimal load distribution. The pre-wired system consists of three components:

- Plexus boxes with outlets.
- A special pre-wired infeed leg for connection to the building power. All conference and training leg versions are available.
- Jumper cables to connect individual Plexus Boxes and to connect the first Plexus Box to pre-wired infeed leg.

UL listed product. Suitable for most regions if connected to building electric by licensed electrician.

Electrical Components:
Eagle Cooper (included in all shallow plexus boxes)
Black: 4270-5BK
Orange: IG5262-RN

*Data Plates:*
Data Plates can fit up to four Cat 6/RJ45 cables. To specify please see page 132.

*Jumper cables:*
Jumper cables ensure power connection between infeed legs and first Plexus Box and between each consecutive box. Length calculated for maximum distance.

Jumper cables ship with clamps for attachment underneath table top.

### Construction

*Plexus Box:*
Extruded aluminum body in anodized finish. Sides are stamped steel with aluminum powder-coat finish. Lid is extruded aluminum in anodized or powder-coat finish.

Accomodates tables up to 1 ¼″ thick.

*Cut-out Dimensions:*
Small 6.875″ x 6.25″
Medium 6.5″ x 10.25″
Double Medium 10.25″ x 11.875″

*Infeed leg:*
Leg: extruded aluminum with anodized or powder-coat finish. One section of leg is completely enclosed for electrical wiring, other section has clear flexible PVC strips to lay in communication wiring. Stamped steel mounting plates with powder-coat finish. Black nylon glides. Please specify 'PR' version of leg i.e., specify P3-CLEG-PR for a conference leg to match a pre-wired Plexus box.

Pre-wired infeed leg has 6′ open wire cord for attachment to building power via junction box.

# Emanuela Frattini
## *Propeller® Electrical Quadruplex and Wire Management*

*Designer(s):*
Emanuela Frattini, 1994

| description | type | w | d | h | pattern no. | list price |
|---|---|---|---|---|---|---|
| **P4-PP** 360° quadruplex desktop monument for use in grommet 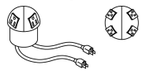 | 4 power outlets | | | | **P4-PP-( )** | $337. |
| **P4-WMT** Double wire management trough 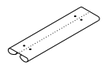 | | 18″ | 5″ | 1″ | **P4-WMT-18** | 31. |
| | | 32″ | 5″ | 1″ | **P4-WMT-32** | 39. |
| | | 44″ | 5″ | 1″ | **P4-WMT-44** | 52. |
| | | 56″ | 5″ | 1″ | **P4-WMT-56** | 67. |
| | | 96″ | 5″ | 1″ | **P4-WMT-96** | 103. |
| **P4-AWB** Equity worksurface cable basket | | 20″ | 4″ | 2″ | **P4-AWB20** | 52. |
| | | 26″ | 4″ | 2″ | **P4-AWB26** | 58. |
| | | 32″ | 4″ | 2″ | **P4-AWB32** | 68. |
| | | 36″ | 4 | 2″ | **P4-AWB36** | 69. |
| | | 42″ | 4″ | 2″ | **P4-AWB42** | 74. |
| **P4-MRI** Wire management clips (10) | | | | | **P4-MRI** | 37. |
| **P4-GR** Grommet replacement sleeve and cover | | 3 1/4″ | | 1 1/4″ | **P4-GR-( )** | 40. |

### Order Code

| | |
|---|---|
| *Example:* | **P4-PP-A** |
| **P4-PP** | Quadruplex monument, 4 power outlets |
| **A** | Aluminum |

*Specify:*

1. Pattern number
2. Finish

### Finishes

*Quadruplex finishes:*
Black (suffix BK)
Aluminum (suffix A)

Note:
Aluminum finish is powder coat, not anodized.

*Grommet Finishes:*
Aluminum (suffix A)
Jet Black (suffix 111)
Medium Metallic Grey (suffix 612)

### Features

*Quadruplex monument:*
Four power outlets in one single desktop monument. The power hemisphere has two 15 amp, single circuit, 10' power cords; one cord per two outlets. Fits in standard size Propeller grommet with adapter shipped with unit. Composed of two 180° black or aluminum powder-coat ABS plastic dome segments. UL listed.

*Morrison wire management clips:*
Plastic clips with fastener can be drilled on the underside of the table in desired location to hold up wires and cables. Simply drill a pilot hole in the desired location .7″ deep (use 13/32″ drill).

*Wire management troughs:*
Rigid black PVC plastic.

*Maintenance:*
See pages 14.

# Emanuela Frattini
## *Propeller® Electrical*
## *Sequence, duplex receptacle*

| description | type | pattern no. | list |
|---|---|---|---|
| **P4SEDA-S1** Sequence Starter, Data adapter included (no jacks, no cables) | 2 power outlets, data adapters, starter | **P4SEDA-S1-BLK** | $398. |
| | | P4SEDA-S1-SLV | 420. |
| **P4SEDA-(L2-L8)** Sequence Link, Data adapter included (no jacks, no cables) | 2 power outlets, data adapters, linking unit | **P4SEDA-(L2-L8)-BLK** | 303. |
| | | P4SEDA-(L2-L8)-SLV | 322. |
| **P4SE45-S1** Sequence Starter, with Cat. 5e data couplers and transition cables | 2 power outlets, 2 RJ45 couplers, 2 Cat 5e patch cords, starter unit | **P4SE45-S1-BLK** | 540. |
| | | P4SE45-S1-SLV | 560. |
| **P4SE45-(L2-L8)** Sequence Link, with Cat. 5e data couplers and transition cables | 2 power outlets, 2 RJ45 couplers, 2 Cat. 5e patch cords, linking unit | **P4SE45-(L2-L8)-BLK** | 444. |
| | | P4SE45-(L2-L8)-SLV | 465. |
| **P4SECDA** Sequence desktop monument, with cordset, data adapter included | 2 power outlets, data adapters, cordset unit | **P4SECDA-BLK** | 290. |
| | | P4SECDA-SLV | 312. |
| **P4SEC45** Sequence desktop monument, with cordset, Cat. 5e data couplers and transition cables | 2 power outlets, 2 RJ45 couplers, 2 Cat. 5e patch cords, cordset | **P4SEC45-BLK** | 433. |
| | | P4SEC45-SLV | 454. |

### Order Code

| *Example:* | **P4SEDA-L2-BLK** |
|---|---|
| **P4SEDA** | Sequence, duplex receptacle with data adapter |
| **L2** | Link #2 |
| **BLK** | Black |

*Specify:*

1. Pattern number
2. Starter or numbered link
3. Finish

### Finishes

*Sequence finishes:*
Black (suffix BLK)
Silver paint (suffix SLV)

### Features

Convenient single circuit, 15 amp power and data distribution; each unit houses two electrical receptacles and room for data jacks per unit. Available configured with two RJ45 couplers and Cat. 5e patch cords. Adapter kit provides adapters for a variety of manufacturers jacks and couplers. See Propeller Manual for compatibility chart.

Sequence units may be linked together to supply electrical power to each unit form one electrical power source via a standard three prong plug. Specify units in numerical order beginning with a starter unit, e.g., Starter–Link #2–Link #3. Links are color coded and cannot be connected out of sequence. Starter cable is 120″ in length and linking cables are 60″ in length.

# Emanuela Frattini
## *Propeller® Electrical*
## *2+2 Raceway Kit Electrical options for Training and Conference tables*

The Propeller raceway kit is used when a permanent configuration with rectangular and trapezoid training tables is specified. Typical examples for such situations are desk configurations, cluster desk configurations, computer training room setups. The raceway kit offers permanent power and communication outlets accessible from underneath the top. Access to these outlets is provided through grommets in the table. Quadruplex or transact outlets may also bring the wiring up to the table top.

**Raceway kit components**
The Propeller Raceway kit is comprised of three components: Infeed leg, Raceway, Jumper cable and the power and communications outlets.

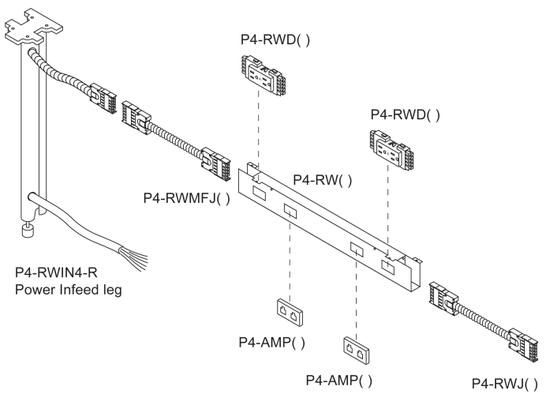


**Raceway:**
Raceways are available in various different lengths. All raceways offer room for two duplex power outlets with surge protection. The 20″, 26″, 38″ long raceway also has pre-cut holes for installation of two double communication outlets. Raceways are compatible with training and trapezoid tables and can be located in the front of mid-depth positions of all tables, and also at the back of the trapezoid table.

**Jumper cables:**
There are two types of jumper cables. Male-Female jumper cables are used to connect power infeed legs to the first plexus box or first raceway. Male-male jumper cables are used to connect between plexus boxes or between raceways.

**Power infeed legs:**
Provides permanent power and communications access. Alternatively empty infeed legs can also be specified. Raceway compatible with legs shown below.

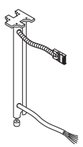

Training leg
P4-RWIN4-R (right)
P4-RWIN4-L (left)

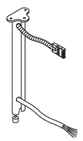

Trapezoid leg
P4-RWIN4-T

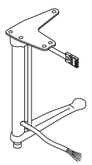

C-Leg
P4-RWIN4-CR (right)
P4-RWIN4-CL (left)

T-Leg
P3-TLEGU-PR

**Ordering Information**

*Specify:*
1. Suitable raceway for every table
2. Jumper cables for every table-to-table connection.
3. Power infeed leg
4. Power infeed leg finish
5. Power and communications outlets

**Description**

*Raceway kit:*
The 2 + 2 Raceway kit is a four-circuit, eight-wire modular power distribution system available for all Knoll systems. Raceway components distribute two 20 amp convenience circuits (A,B) with shared neutral and ground and two surge protected 20 amp circuits (X, Y) with separate neutral and ground. Each raceway has four connectors for jumper cables, two on left and two on the right. This allows for configurations with branching side connections from the overall circuit.

A complete Raceway Kit consists of:

- Pre-assembled Raceway mounted inside metal trough. One raceway per table required.

- Jumper cables for bridging power between raceways on ganged tables.

- Power infeed legs bring power from building power to raceway.

**Construction**

*Raceway:*
Bent sheet metal trough with dark grey finish. Raceway is fully enclosed in metal trough.

*Jumper cables:*
Electrical conduit encased in a flexible metal tube with electrical connectors on both ends.

*Power infeed leg:*
Extruded aluminum leg with glide and cast aluminum end plate or cast aluminum foot for C-legs or T-legs Wiring is shielded inside fully enclosed leg section. 6' conduit emanating from bottom of leg for connection to building power. 9¼″ long jumper cable emanating from top of leg is used to connect power infeed leg to raceway.



**Typical Raceway configurations:**
Virtually any electrical layout can be realized by utilizing the power infeed leg, proper lengths of raceway and jumper cables. Raceways provide combinations of duplex power outlets and duplex communications outlets. The length of the table top defines the length of the raceway.

**90° Desking configuration:**
Consists of a power infeed leg, a long and short raceway and 2 jumper cables

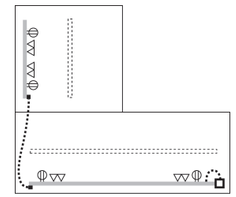

**Linear computer training configuration:**
Consists of a power infeed leg, 2 raceways of equal length mounted at front of desk, and 2 jumper cables. This configuration may be extended to incorporate any number of desks.

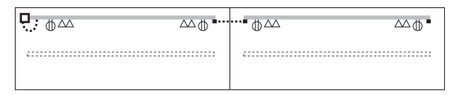

**Component Glossary**

- Raceway
- Duplex power outlets
- Double commmunication outlets
- Jumper cable
- Power infeed leg

**Cluster configuration:**
Consists of a power infeed leg of 4 short and long raceways connected by 8 jumper cables.

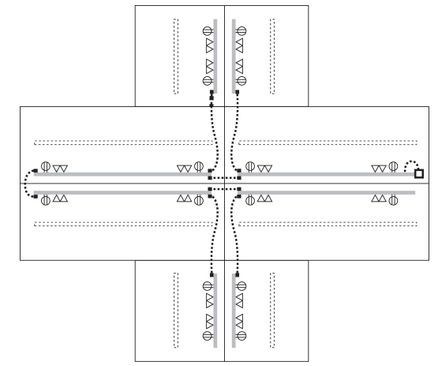

**Curved training configuration:**
Consists of a power infeed leg, 3 raceways of equal length mounted at mid-depth of desk, and 3 jumper cables.

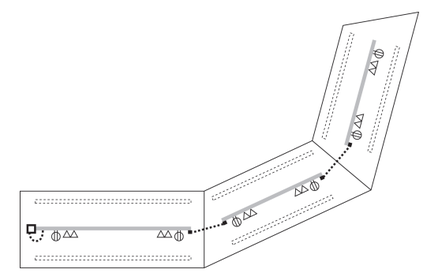

**Specifications**

*Raceway:*
All raceways include a pre-installed power rail that fits 2 duplex outlets. The 20″, 26″, 38″ long raceway also has pre-cut holes for installation of two double communication outlets. Raceways ship with special locking connectors for permanently ganging tables.

Communication wiring has to be field installed by communication contractor.

Raceway kits do not include wire management trough for surplus wires. Specify P4-WMT or P4-AWB for storage of surplus wires.

**Note: all tables must be ganged permanently with electrical connectors when Raceway Kit is used.**

*Duplex outlets:*
Duplex outlet circuits are designated by white letters on black background. Two duplex outlets marked for a specific circuit can be specified. Choose none, one or two duplex outlets per raceway. Each raceway kit can receive two duplex outlets of the same or of different circuits.

*Communications modules:*
AMP outlet faceplates have black textured finish. A maximum of two double communications outlets can be specified for different wiring and standards. AMP RJ45 outlets are available with EIA-T568B (ATT wiring) or EIA-T568A (all other EIA wiring) configurations. All RJ45 communications outlets are specially configured and rated for Category 5 high speed data cabling, except those with couplers (Cat 3). For more communications module options, consult the Currents pricelist.

*Jumper cables:*
Jumper cables connect power from raceway to raceway, bridging between tables. They consist of electrical conduit encased in a flexible metal tube with electrical connectors on both ends. Different length jumper cables are required depending on the configuration.

*Pre-wired, power infeed leg:*
Pre-wired, power infeed leg supplies raceway with power from building power source. Extruded aluminum with anodized or powder coat finish. One section of the leg is fully enclosed for electrical wiring, the other has a clear, flexible PVC strip to lay in data cables.

A 9¼″ long cable emanating from top of leg is used to connect power infeed leg to raceway. 6' conduit emanating from bottom of leg is used for hard-wiring leg to building power. This can be cut to length during installation.

Specify left leg if infeed is located left of raceway, right leg if infeed is located right of raceway. Installation by licensed electrician only.

# Emanuela Frattini
## *Propeller® Electrical*
## *2+2 Raceway Components*

*Designer(s):*
Emanuela Frattini, 1994

| description | type | w | d | h | pattern no. | list price |
|---|---|---|---|---|---|---|
| **P4-RWR** Power Raceway Kit for rectangular table | 48″ w rect tbls | 14″ | 2 1/2″ | 3 1/4″ | **P4-RWR48** | $531. |
| | 60″ w rect tbls | 26″ | 2 1/2″ | 3 1/4″ | **P4-RWR60** | 565. |
| | 66″ w rect tbls | 26″ | 2 1/2″ | 3 1/4″ | **P4-RWR66** | 565. |
| | 72″ w rect tbls | 38″ | 2 1/2″ | 3 1/4″ | **P4-RWR72** | 597. |
| **P4-RWT** Power Raceway Kit for trapezoid table | Trapezoid table, long side | 20″ | 2 1/2″ | 3 1/4″ | **P4-RWT** | 565. |
| **Two RJ11 AMP** (box of 10) | Two RJ11, 110 termination | | | | **P4-PDC-22** | 598. |
| | Two RJ11, couplers | | | | **P4-PDC-21** | 598. |
| **Two RJ45 AMP** (box of 10) | Two RJ45, couplers | | | | **P4-PDC-12** | 598. |
| | Two RJ45, IDC, EIA-T568A/6+5 | | | | **P4-AMP-2A** | 686. |
| | Two RJ45, IDC, EIA-T568B/6+5 | | | | **P4-AMP-2B** | 686. |
| **RJ11/RJ45 AMP** (box of 10) | RJ11, RJ45, 110, EIA-T568A/6+5 | | | | **P4-AMP1145A** | 642. |
| | RJ11, RJ45, 110, EIA-T568B/6+5 | | | | **P4-AMP1145B** | 642. |
| | RJ11, RJ45, couplers | | | | **P4-PDC-24** | 598. |
| **P4-RW-D** Duplex outlets, black | Circuit A | | | | **P4-RWDA** | 40. |
| | Circuit B | | | | **P4-RWDB** | 40. |
| | Circuit X | | | | **P4-RWDX** | 40. |
| | Circuit Y | | | | **P4-RWDY** | 40. |
| **P4-RW-DO** Duplex outlets, orange | Circuit X | | | | **P4-RWDOX** | 48. |
| | Circuit Y | | | | **P4-RWDOY** | 48. |

### Order Code

| *Example:* | **P4-RWR60** |
|---|---|
| **P4** | Propeller accessory |
| **RW** | Raceway |
| **R** | For rectangular table |
| **60** | For 60″ wide table |

*Specify:*

1. Suitable raceway kit for every table
2. Jumper cables for every table-to-table connection
3. Power infeed leg (one per raceway)
4. Power infeed leg finish
5. Power and communication outlets

### Ordering Information

*Infeed leg finishes:*
Anodized Aluminum (suffix A)
Jet Black (suffix 111)
Medium Metallic Grey (suffix 612)

*Propeller raceway:*
Propeller 2 + 2 Raceway is a four-circuit, eight-wire modular power distribution system available for all Knoll Systems. 2 + 2 Raceway components distribute two 20-amp convenience circuits (A, B), with neutral and ground, and two protected 20-amp circuits (X, Y) with separate neutral and ground. UL183 listed for use on tables.

A complete Propeller Raceway consists of pre-assembled raceway kits mounted inside metal troughs, jumper cables and infeed legs, ordered individually.

- One raceway kit per table required.
- Jumper cables bridge power between tables.
- Power infeed legs bring power from building power to raceway.

The raceway circuit is connected to the building power via a junction box. Installation by licensed electrician only.

*Maintenance:*
See pages 14.

### Specification Information

**Note: All tables must be ganged permanently with electrical connectors when used with raceway.**

*Raceway:*
All raceways include a pre-installed power rail that fits 2 duplex outlets. The 20″, 26″, 38″ long raceway also has pre-cut holes for installation of two double communication outlets. The 14″ raceway can fit either 2 duplex outlets or one duplex outlet and one double communications outlet. Raceways ship with special locking connectors for permanently ganging tables.



Communication wiring has to be field installed by communication contractor.

Raceway kits do not include wire management trough for surplus wires. Use **P4-WMT/P4-WMTR** on page 122 for storage of surplus wires.

*Jumper cables:*
Jumper cables ensure power connection in a straight line configuration, or for tables
joined perpendicularly, or for configurations with bridges or segments between tables.

Jumper cables ship with clamps for attachment underneath table top.

*Power infeed leg:*
Supplies raceway with power from building power source. Complete leg assembly hard- wired inside, fully enclosed wiring. Use junction box to connect raceway to building power.

Specify left leg if infeed is located left of raceway, right leg if infeed is located right of raceway. Power infeed has 6′ cord for hard wiring that can be cut to length during installation of raceway. Cord must be cut to 18″ length or less for application in New York City.

*Duplex outlets:*
Duplex outlet circuits are designated by white letters on black background.

*Communication modules:*
AMP outlet faceplates are black textured finish.

AMP RJ45 outlets are available with EIA-T568B (ATT wiring) or EIA-T568A (all other EIA wiring) configurations.

All RJ45 data/communication outlets are specially configured and rated for Category 5 high speed data cabling, except those with couplers (Cat 3).

### Construction

*Power infeed leg:*
Extruded aluminum leg with glide and cast aluminum end plate or cast aluminum foot for C-legs or T-legs. Wiring is shielded inside fully enclosed leg section. 6′ open lines to attach junction box on bottom of leg. 9 1/4″ long jumper infeed end at top of infeed leg connects to raceway kit.

*Raceway Kits:*
Bent sheet metal trough with dark metallic grey finish (suffix V).

Raceway is fully enclosed in metal trough.

Refer to page 126 for jumper cables.

# Emanuela Frattini
## *Propeller® Electrical*
## *Jumper Cables for Raceway Kit and Pre-Wired Plexus Boxes*

*Designer(s):*
Emanuela Frattini, 1994

| description | type | w | pattern no. | list price |
|---|---|---|---|---|
| **P4-RWJ** Male-male jumper cable- to connect between plexus boxes or between raceways 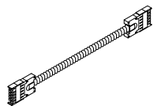 | | 10″ | **P4-RWJ10** | $108. |
| | | 17″ | **P4-RWJ17** | 113. |
| | | 27″ | **P4-RWJ27** | 130. |
| | | 37″ | **P4-RWJ37** | 139. |
| | | 47″ | **P4-RWJ47** | 150. |
| | | 57″ | **P4-RWJ57** | 162. |
| | | 67″ | **P4-RWJ67** | 174. |
| **P4-RWMF** Female-male jumper cable- to connect power infeed leg to first plexus box or first raceway 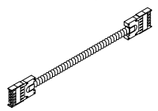 | | 10″ | **P4-RWMFJ10** | 108. |
| | | 17″ | **P4-RWMFJ17** | 113. |
| | | 27″ | **P4-RWMFJ27** | 130. |
| | | 37″ | **P4-RWMFJ37** | 139. |
| **P4-RWM** Infeed cable 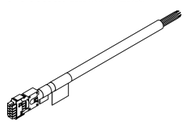 | Prewired power connection for drum/peanut | 30″ | **P4-RWM30** | 193. |
| | Prewired power connection for drum/peanut | 96″ | **P4-RWM96** | 339. |

### Order Code

| *Example:* | **P4-RWMFJ17** |
|---|---|
| **P4RWMF** | Female-male jumper cable to connect power infeed leg to first plexus box or first raceway |
| **J17** | 17″ female/male jumper cable |

*Specify:*

1. Male-male or male-female jumper cable connection
2. Length of jumper cable needed

### Specification Information

**Note: All tables must be ganged permanently with electrical connectors when used with raceway. Building power must be turned off before reconfiguration.**

*Jumper cables:*
Jumper cables ensure power connection in a straight line configuration, or for tables joined perpendicularly, or for configurations with bridges or segments between tables.

Jumper cables ship with clamps for attachment underneath table top.

*Jumper cables: Training*
Jumper cables ensure power connection between legs and raceway kits under each table.

*Raceway jumper connections:*
Male-male jumper cables for connection between raceway kits.

Female-male jumper cables for connection between power infeed leg and raceway kit.

*Plexus jumper connections:*
Male-male jumper cables for connection between Plexus boxes.

Female-male jumper cables for connection between power infeed leg and Plexus box.

# Emanuela Frattini
## *Propeller® Electrical*
## *Leg Options for Training and Conference Tables*
## *Leg Options for Prewired Plexus Boxes*

*Designer(s):*
Emanuela Frattini, 1994

| description | type | pattern no. | list price |
|---|---|---|---|
| **P3-CLEG-PR** | Conference Std. leg, Prewired (Universal) | **P3-CLEG-PR-( )** | $855. |
| **P3-TLEGU-PR** | T-Leg, Prewired (Universal) | **P3-TLEGU-PR-( )** | 1,292. |
| | T-Leg, Prewired (Universal) for 30″ Tables | **P3-TLEGU-PR30-( )** | 1,239. |
| **P4-RWIN4-CL** | C-Leg, Prewired (Left) | **P4-RWIN4-CL-( )** | 1,292. |
| **P4-RWIN4-CR** | C-Leg, Prewired (Right) | **P4-RWIN4-CR-( )** | 1,292. |
| **P4-RWIN4-T** | Trapezoid Std. leg, Prewired (Universal) | **P4-RWIN4-T-( )** | 561. |
| **P4-RWIN4-RR** | Training Std. leg, Prewired (Right) | **P4-RWIN4-RR-( )** | 561. |
| **P4-RWIN4-RL** | Training Std. leg, Prewired (Left) | **P4-RWIN4-RL-( )** | 561. |

### Order Code

| | |
|---|---|
| **Example:** | **P4-RWIN4-L(A)** |
| **P4-RWIN4-L** | Infeed leg for rectangular table, left |
| **A** | Anodized finish |

*Specify:*

1. Power infeed leg
2. Power infeed leg finish

### Finishes

*Infeed leg finishes:*
Anodized Aluminum (suffix A)
Jet Black (suffix 111)
Medium Metallic Grey (suffix 612)

### Specification Information

**Note: All tables must be ganged permanently with electrical connectors when used with raceway. Building power must be turned off before reconfiguration.**

*Infeed leg:*
Standard leg: extruded aluminum with anodized or powder-coat finish. One section of leg is completely enclosed for electrical wiring, other section has clear flexible PVC strips to lay in communication wiring. Stamped steel mounting plates with powder-coat finish. Black nylon glides.

Standard conference, trapezoid and T-Legs are universal and can be used on either side of the table. For C-Legs and training specify right or left.

C-Leg & T-Leg: Extruded aluminum with anodized or powder-coat finish. One section of leg is completely enclosed for electrical wiring, other section has clear flexible PVC strips to lay in communication wiring. Cast aluminum foot plate with textured surface with powder-coat finish matching the leg finish. Steel mounting plates with powder-coat finish.

Cast aluminum foot plate with textured surface with powder-coat finish matching the leg finish. Steel mounting plates with powder-coat finish. Black nylon glides.

# Emanuela Frattini
## *Propeller® Electrical*
## *Leg Options for Training and Conference Tables*
## *Leg Options for Empty Plexus Boxes*

*Designer(s):*
Emanuela Frattini, 1994

| description | type | pattern no. | list price |
|---|---|---|---|
| **P3-CLEG-PE** | Conference Std. leg, Empty (Universal) | **P3-CLEG-PE-( )** | $596. |
| **P3-TLEGU-PE** | T-Leg, Empty (Universal) | **P3-TLEGU-PE-( )** | 796. |
| | T-Leg, Empty (Universal) for 30″ tables | **P3-TLEGU-PE30-( )** | 764. |
| **P4-RWIN4-RER** | Training Std. leg, Empty (Right) | **P4-RWIN4-RER-( )** | 424. |
| **P4-RWIN4-REL** | Training Std. leg, Empty (Left) | **P4-RWIN4-REL-( )** | 424. |
| **P4-RWIN4-CRE** | C-Leg, Empty (Right) | **P4-RWIN4-CRE-( )** | 1,076. |
| **P4-RWIN4-CLE** | C-Leg, Empty (Left) | **P4-RWIN4-CLE-( )** | 1,076. |
| **P4-RWIN4-TE**  | Trapezoid Std. Leg, Empty | **P4-RWIN4-TE-( )** | 424. |

### Order Code

| | |
|---|---|
| **Example:** | **P4-RWIN4-RE(A)** |
| **P4-RWIN4-RE** | infeed leg for rectangular table, right |
| **A** | Anodized finish |

*Specify:*

1. Power infeed leg
2. Power infeed leg finish

### Finishes

*Infeed leg finishes:*
Anodized Aluminum (suffix A)
Jet Black (suffix 111)
Medium Metallic Grey (suffix 612)

### Specification Information

**Note: All tables must be ganged permanently with electrical connectors when used with raceway. Building power must be turned off before reconfiguration.**

*Infeed leg:*
Standard leg: extruded aluminum with anodized or powder-coat finish. One section of leg is completely enclosed for electrical wiring, other section has clear flexible PVC strips to lay in communication wiring. Stamped steel mounting plates with powder-coat finish. Black nylon glides.

Standard conference, trapezoid and T-Legs are universal and can be used on either side of the table. For C-Legs and training, specify right or left.

C-Leg & T-Leg: Extruded aluminum with anodized or powder-coat finish. One section of leg is completely enclosed for electrical wiring, other section has clear flexible PVC strips to lay in communication wiring. Cast aluminum foot plate with textured surface with powder-coat finish matching the leg finish. Steel mounting plates with powder-coat finish.

Cast aluminum foot plate with textured surface with powder-coat finish matching the leg finish. Steel mounting plates with powder-coat finish. Black nylon glides.

# Emanuela Frattini
## *Propeller® Electrical*
## *Plexus Communication and Data Faceplates*

| description | accomodates | w | d | h | pattern no. | list price |
|---|---|---|---|---|---|---|
| **P7-C3** black data faceplate, one RJ-11 communication jack 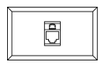 | one RJ-11 Cat. 3 jack* | 3.2″ | 1.9″ | .4″ | **P7-C3** | $61. |
| **P7-C6** black data faceplate, one RJ-45 data jack 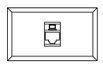 | one RJ-45 Cat. 6 jack* | 3.2″ | 1.9″ | .4″ | **P7-C6** | 97. |
| **P7-C3-C6** black data faceplate, one RJ-11 communication jack, one RJ-45 data jack 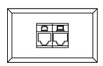 | one RJ-11 Cat. 3 jack, one RJ-45 Cat.6 jack* | 3.2″ | 1.9″ | .4″ | **P7-C3-C6** | 141. |
| **P7-C3-C6-C6** black data faceplate, one RJ-11 communication jack, two RJ-45 data jacks 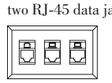 | one RJ-11 Cat. 3 jack, two RJ-45 Cat. 6 jack* | 3.2″ | 1.9″ | .4″ | **P7-C3-C6-C6** | 235. |
| **P7-C6-C6** black data faceplate, two RJ-45 data jacks 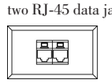 | two RJ-45 Cat. 6 jack* | 3.2″ | 1.9″ | .4″ | **P7-C6-C6** | 185. |

### Order Code

| *Example:* | **P7-C3-C6-C6** |
|---|---|
| **P7** | Black data faceplate |
| **C3** | RJ11 Cat. 3 jack |
| **C6** | RJ45 Cat. 6 jack |
| **C6** | RJ45 Cat. 6 jack |

*Specify:* Faceplate with desired communication or data jacks.

1. Faceplate
2. Communication/data jack
3. Communication/data jack
4. Communication/data jack

On-site wiring to be installed by communications/data contractor.

### Finishes

*Faceplate finishes:*
Black (suffix P7)
Grey (suffix P7GR) $12, per plate upcharge applies

*Communication data options:*
RJ-11 Category 3 jack (suffix C3) *
RJ-45 Category 5e inline coupler (suffix C5E)
RJ-45 Category 6 jack (suffix C6) *
Fiber optic (suffix LC)

**Data cables are not supplied.**

* requires on-site wiring
RJ-11 (Cat. 3) and RJ-45 (Cat. 6) jacks require wires to be crimped to backs.

*A/V and data options:*
15 pin VGA (suffix VGA)
Mini Stereo jack (suffix MS) *
Mini Stereo coupler (suffix MSI)
HDMI coupler (suffix HDMI)
3 pin XLR female (suffix 3X) *
3 pin mini XLR female (suffix 3M) *
Cord minders (suffix CM)
Blank plate (suffix X)

### Features

*Communication, data jacks:*
**RJ-11 Telephone Connection:**
RJ-11 Category 3 data jack, requires site wiring and wires must be crimped to back of jack. Configured for Siemons cables. (suffix C3)
Configured for Amp cables.(suffix C3I)
**RJ-45 Data Connection:**
RJ-45 Category 5e in-line coupler female/female. Configured for Amp cables. (suffix C5E)
RJ-45 Category 6 data jack, requires site wiring and cables must be crimped to back of jack. Configured for Siemons cables. (suffix C6)



*A/V and data jacks:*
**DB Connection:**
15 pin High density VGA female/female coupler. (suffix VGA)
**DVI Connection:**
DVI in-line female/female coupler. (suffix DVI)
**RCA Connection:**
White (left audio), Red (right audio) and Yellow (composite video) female/female coupler. (suffix RCA)
**Stereo Connection:**
Mini Stereo (3.5mm) jack, requires site wiring (suffix MS). Mini Stereo (3.5mm) female/female coupler (suffix MSI).
**USB Connection:**
USB A/A inline in XLR body. (suffix USB)
**Video Connection:**
S-Video (SVHS) female/female coupler. (suffix SV)
**XLR Connection:**
3 pin XLR jack, requires site wiring (suffix 3X). 3 pin mini XLR jack, requires site wiring (suffix 3M).
**HDMI Connection:**
HDMI in-line female/female coupler (suffix HDMI).
* requires on-site wiring.

**A/V Cables are not included.**

### Construction

ABS fire retardant faceplate with integral color. Fits shallow Plexus box openings.

# Emanuela Frattini
## *Propeller® Electrical*
## *Plexus Communication and Data Faceplates*

| description | accomodates | w | d | h | pattern no. | list price |
|---|---|---|---|---|---|---|
| **P7-C6-C6-C6** black data faceplate, three RJ-45 data jacks 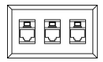 | three RJ-45 Cat. 6 jack* | 3.2″ | 1.9″ | .4″ | **P7-C6-C6-C6** | $274. |
| **P7-C6-C6-C6-C6** black data faceplate, four RJ-45 data jacks | four RJ-45 Cat. 6 jack* | 3.2″ | 1.9″ | .4″ | **P7-C6-C6-C6-C6** | 361. |
| **P7-C3-C3-C6-C6** black data faceplate, two RJ-11 communication jacks, two RJ-45 data jacks | two RJ-11 Cat. 3 jack, two RJ-45 Cat. 6 jack* | 3.2″ | 1.9″ | .4″ | **P7-C3-C3-C6-C6** | 285. |
| **P7-C5-C5** black data faceplate, two RJ-45 data jacks 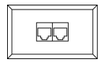 | two RJ-45 Cat. 5e couplers, female/female | 3.2″ | 1.9″ | .4″ | **P7-C5-C5** | 185. |
| **P7-C5-C5-C5** black data faceplate, three RJ-45 data jacks | three RJ-45 Cat. 5e couplers, female/female | 3.2″ | 1.9″ | .4″ | **P7-C5-C5-C5** | 274. |

### Order Code

| *Example:* | **P7-C3-C6-C6** |
|---|---|
| **P7** | Black data faceplate |
| **C3** | RJ11 Cat. 3 jack |
| **C6** | RJ45 Cat. 6 jack |
| **C6** | RJ45 Cat. 6 jack |

*Specify:* Faceplate with desired communication or data jacks.

1. Faceplate
2. Communication/data jack
3. Communication/data jack
4. Communication/data jack

On-site wiring to be installed by communications/data contractor.

### Finishes

*Faceplate finishes:*
Black (suffix P7)
Grey (suffix P7GR) $12, per plate upcharge applies

*Communication data options:*
RJ-11 Category 3 jack (suffix C3) *
RJ-45 Category 5e inline coupler (suffix C5E)
RJ-45 Category 6 jack (suffix C6) *
Fiber optic (suffix LC)

**Data cables are not supplied.**

* requires on-site wiring
RJ-11 (Cat. 3) and RJ-45 (Cat. 6) jacks require wires to be crimped to backs.

*A/V and data options:*
15 pin VGA (suffix VGA)
Mini Stereo jack (suffix MS) *
Mini Stereo coupler (suffix MSI)
HDMI coupler (suffix HDMI)
3 pin XLR female (suffix 3X) *
3 pin mini XLR female (suffix 3M) *
Cord minders (suffix CM)
Blank plate (suffix X)

### Features

*Communication, data jacks:*
**RJ-11 Telephone Connection:**
RJ-11 Category 3 data jack, requires site wiring and wires must be crimped to back of jack. Configured for Siemons cables. (suffix C3)
Configured for Amp cables.(suffix C3I)
**RJ-45 Data Connection:**
RJ-45 Category 5e in-line coupler female/female. Configured for Amp cables. (suffix C5E)
RJ-45 Category 6 data jack, requires site wiring and cables must be crimped to back of jack. Configured for Siemons cables. (suffix C6)



*A/V and data jacks:*
**DB Connection:**
15 pin High density VGA female/female coupler. (suffix VGA)
**DVI Connection:**
DVI in-line female/female coupler. (suffix DVI)
**RCA Connection:**
White (left audio), Red (right audio) and Yellow (composite video) female/female coupler. (suffix RCA)
**Stereo Connection:**
Mini Stereo (3.5mm) jack, requires site wiring (suffix MS). Mini Stereo (3.5mm) female/female coupler (suffix MSI).

**USB Connection:**
USB A/A inline in XLR body. (suffix USB)
**Video Connection:**
S-Video (SVHS) female/female coupler. (suffix SV)
**XLR Connection:**
3 pin XLR jack, requires site wiring (suffix 3X). 3 pin mini XLR jack, requires site wiring (suffix 3M).
**HDMI Connection:**
HDMI in-line female/female coupler (suffix HDMI).
* requires on-site wiring.

**A/V Cables are not included.**

### Construction

ABS fire retardant faceplate with integral color. Fits shallow Plexus box openings.

# Emanuela Frattini
## *Propeller® Electrical*
## *Plexus Communication and Data Faceplates*

| description | accomodates | w | d | h | pattern no. | list price |
|---|---|---|---|---|---|---|
| **P7-C3I-C3I** black data faceplate, two RJ-11 communication jacks 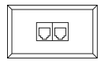 | two RJ-11 Cat. 3 couplers, female/female | 3.2″ | 1.9″ | .4″ | **P7-C3I-C3I** | $84. |
| **P7-LC-LC** black data faceplate, two fiber optic connectors | two LC fiber optic duplex connectors female/female | 3.2″ | 1.9″ | .4″ | **P7-LC-LC** | 403. |
| **P7-LC-LC-C6-C6** black data faceplate, two fiber optic connectors, two RJ45 Cat. 6 jacks | two fiber optic duplex connectors, two RJ45 Cat. 6 jacks | 3.2″ | 1.9″ | .4″ | **P7-LC-LC-C6-C6** | 579. |
| **P7-VGA-C6** black data faceplate, one 15 pin VGA 60″ patch cord, one RJ-45 data jack 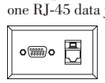 | one 15 pin VGA 60″ patch cord, one RJ-45 Cat. 6 jack* | 3.2″ | 1.9″ | .4″ | **P7-VGA-C6** | 248. |

### Order Code

| *Example:* | **P7-C3-C6-C6** |
|---|---|
| **P7** | Black data faceplate |
| **C3** | RJ11 Cat. 3 jack |
| **C6** | RJ45 Cat. 6 jack |
| **C6** | RJ45 Cat. 6 jack |

*Specify:* Faceplate with desired communication or data jacks.

1. Faceplate
2. Communication/data jack
3. Communication/data jack
4. Communication/data jack

On-site wiring to be installed by communications/data contractor.

### Finishes

*Faceplate finishes:*
Black (suffix P7)
Grey (suffix P7GR) $12, per plate upcharge applies

*Communication data options:*
RJ-11 Category 3 jack (suffix C3) *
RJ-45 Category 5e inline coupler (suffix C5E)
RJ-45 Category 6 jack (suffix C6) *
Fiber optic (suffix LC)

**Data cables are not supplied.**

* requires on-site wiring
RJ-11 (Cat. 3) and RJ-45 (Cat. 6) jacks require wires to be crimped to backs.

*A/V and data options:*
15 pin VGA (suffix VGA)
Mini Stereo jack (suffix MS) *
Mini Stereo coupler (suffix MSI)
HDMI coupler (suffix HDMI)
3 pin XLR female (suffix 3X) *
3 pin mini XLR female (suffix 3M) *
Cord minders (suffix CM)
Blank plate (suffix X)

### Features

*Communication, data jacks:*
**RJ-11 Telephone Connection:**
RJ-11 Category 3 data jack, requires site wiring and wires must be crimped to back of jack. Configured for Siemons cables. (suffix C3)
Configured for Amp cables.(suffix C3I)
**RJ-45 Data Connection:**
RJ-45 Category 5e in-line coupler female/female. Configured for Amp cables. (suffix C5E)
RJ-45 Category 6 data jack, requires site wiring and cables must be crimped to back of jack. Configured for Siemons cables. (suffix C6)



*A/V and data jacks:*
**DB Connection:**
15 pin High density VGA female/female coupler. (suffix VGA)
**DVI Connection:**
DVI in-line female/female coupler. (suffix DVI)
**RCA Connection:**
White (left audio), Red (right audio) and Yellow (composite video) female/female coupler. (suffix RCA)
**Stereo Connection:**
Mini Stereo (3.5mm) jack, requires site wiring (suffix MS). Mini Stereo (3.5mm) female/female coupler (suffix MSI).

**USB Connection:**
USB A/A inline in XLR body. (suffix USB)
**Video Connection:**
S-Video (SVHS) female/female coupler. (suffix SV)
**XLR Connection:**
3 pin XLR jack, requires site wiring (suffix 3X). 3 pin mini XLR jack, requires site wiring (suffix 3M).
**HDMI Connection:**
HDMI in-line female/female coupler (suffix HDMI).
* requires on-site wiring.

**A/V Cables are not included.**

### Construction

ABS fire retardant faceplate with integral color. Fits shallow Plexus box openings.

| description | accomodates | w | d | h | pattern no. | list price |
|---|---|---|---|---|---|---|
| **P7-VGA-C6-C6** black data faceplate, one 15 pin VGA 60″ patch cord, two RJ-45 data jacks 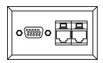 | one 15 pin VGA coupler, two RJ-45 Cat. 6 jacks* | 3.2″ | 1.9″ | .4″ | **P7-VGA-C6-C6** | $337. |
| **P7-VGA-C3-C6** black data faceplate, one 15 pin VGA , one RJ-11 communication jack, one RJ-45 data jack 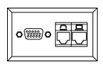 | one 15 pin VGA coupler, one RJ-11 Cat. 3 jack, one RJ-45 Cat. 6 jack* | 3.2″ | 1.9″ | .4″ | **P7-VGA-C3-C6** | 299. |
| **P7-VGA-MS-C3-C6** black data faceplate, one 15 pin VGA 60″ patch cord, one Mini-Stereo jack, one RJ-11 communication jack, one RJ-45 data jack 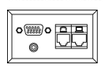 | one 15pin VGA , one Mini-Stereo jack, one RJ-11 Cat. 3 jack, one RJ-45 Cat. 6 jack* | 3.2″ | 1.9″ | .4″ | **P7-VGA-MS-C3-C6** | 315. |

### Order Code

| *Example:* | **P7-C3-C6-C6** |
|---|---|
| **P7** | Black data faceplate |
| **C3** | RJ11 Cat. 3 jack |
| **C6** | RJ45 Cat. 6 jack |
| **C6** | RJ45 Cat. 6 jack |

*Specify:* Faceplate with desired communication or data jacks.

1. Faceplate
2. Communication/data jack
3. Communication/data jack
4. Communication/data jack

On-site wiring to be installed by communications/data contractor.

### Finishes

*Faceplate finishes:*
Black (suffix P7)
Grey (suffix P7GR) $12, per plate upcharge applies

*Communication data options:*
RJ-11 Category 3 jack (suffix C3) *
RJ-45 Category 5e inline coupler (suffix C5E)
RJ-45 Category 6 jack (suffix C6) *
Fiber optic (suffix LC)

**Data cables are not supplied.**

* requires on-site wiring
RJ-11 (Cat. 3) and RJ-45 (Cat. 6) jacks require wires to be crimped to backs.

*A/V and data options:*
15 pin VGA (suffix VGA)
Mini Stereo jack (suffix MS) *
Mini Stereo coupler (suffix MSI)
HDMI coupler (suffix HDMI)
3 pin XLR female (suffix 3X) *
3 pin mini XLR female (suffix 3M) *
Cord minders (suffix CM)
Blank plate (suffix X)

### Features

*Communication, data jacks:*
**RJ-11 Telephone Connection:**
RJ-11 Category 3 data jack, requires site wiring and wires must be crimped to back of jack. Configured for Siemons cables. (suffix C3)
Configured for Amp cables.(suffix C3I)
**RJ-45 Data Connection:**
RJ-45 Category 5e in-line coupler female/female. Configured for Amp cables. (suffix C5E)
RJ-45 Category 6 data jack, requires site wiring and cables must be crimped to back of jack. Configured for Siemons cables. (suffix C6)

*A/V and data jacks:*
**DB Connection:**
15 pin High density VGA female/female coupler. (suffix VGA)
**DVI Connection:**
DVI in-line female/female coupler. (suffix DVI)
**RCA Connection:**
White (left audio), Red (right audio) and Yellow (composite video) female/female coupler. (suffix RCA)
**Stereo Connection:**
Mini Stereo (3.5mm) jack, requires site wiring (suffix MS). Mini Stereo (3.5mm) female/female coupler (suffix MSI).

**USB Connection:**
USB A/A inline in XLR body. (suffix USB)
**Video Connection:**
S-Video (SVHS) female/female coupler. (suffix SV)
**XLR Connection:**
3 pin XLR jack, requires site wiring (suffix 3X). 3 pin mini XLR jack, requires site wiring (suffix 3M).
**HDMI Connection:**
HDMI in-line female/female coupler (suffix HDMI).
* requires on-site wiring.

**A/V Cables are not included.**

### Construction

ABS fire retardant faceplate with integral color. Fits shallow Plexus box openings.

# Emanuela Frattini
## *Propeller® Electrical*
## *Plexus Communication and Data Faceplates*

| description | accomodates | w | d | h | pattern no. | list price |
|---|---|---|---|---|---|---|
| **P7-VGA-MSI-C3-C6** black data faceplate, one 15 pin VGA w/60″ patch cord, one Mini-Stereo coupler, one RJ-11 communication jack, one RJ-45 data jack 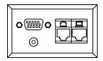 | one 15 pin VGA, one Mini-Stereo in-line coupler, one RJ-11 Cat. 3 jack, one RJ-45 Cat. 6 jack* | 3.2″ | 1.9″ | .4″ | **P7-VGA-MSI-C3-C6** | $357. |
| **P7-VGA-MS-C6** black data faceplate, one 15 pin VGA w/ 60″ patch cord, one Mini-Stereo jack, one RJ-45 data jack 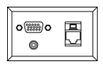 | one 15 pin VGA, one Mini-Stereo jack, one RJ-45 Cat. 6 jack* | 3.2″ | 1.9″ | .4″ | **P7-VGA-MS-C6** | 264. |
| **P7-VGA-MSI-C6** black data faceplate, one 15 pin VGA w/60″ patch cord, one Mini-Stereo coupler, one RJ-45 data jack 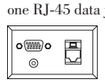 | one 15 pin VGA, one Mini-Stereo in-line coupler, one RJ-45 Cat. 6 jack* | 3.2″ | 1.9″ | .4″ | **P7-VGA-MSI-C6** | 307. |

### Order Code

| *Example:* | **P7-C3-C6-C6** |
|---|---|
| **P7** | Black data faceplate |
| **C3** | RJ11 Cat. 3 jack |
| **C6** | RJ45 Cat. 6 jack |
| **C6** | RJ45 Cat. 6 jack |

*Specify:* Faceplate with desired communication or data jacks.

1. Faceplate
2. Communication/data jack
3. Communication/data jack
4. Communication/data jack

On-site wiring to be installed by communications/data contractor.

### Finishes

*Faceplate finishes:*
Black (suffix P7)
Grey (suffix P7GR) $12, per plate upcharge applies

*Communication data options:*
RJ-11 Category 3 jack (suffix C3) *
RJ-45 Category 5e inline coupler (suffix C5E)
RJ-45 Category 6 jack (suffix C6) *
Fiber optic (suffix LC)

**Data cables are not supplied.**

* requires on-site wiring
RJ-11 (Cat. 3) and RJ-45 (Cat. 6) jacks require wires to be crimped to backs.

*A/V and data options:*
15 pin VGA (suffix VGA)
Mini Stereo jack (suffix MS) *
Mini Stereo coupler (suffix MSI)
HDMI coupler (suffix HDMI)
3 pin XLR female (suffix 3X) *
3 pin mini XLR female (suffix 3M) *
Cord minders (suffix CM)
Blank plate (suffix X)

### Features

*Communication, data jacks:*
**RJ-11 Telephone Connection:**
RJ-11 Category 3 data jack, requires site wiring and wires must be crimped to back of jack. Configured for Siemons cables. (suffix C3)
Configured for Amp cables.(suffix C3I)
**RJ-45 Data Connection:**
RJ-45 Category 5e in-line coupler female/female. Configured for Amp cables. (suffix C5E)
RJ-45 Category 6 data jack, requires site wiring and cables must be crimped to back of jack. Configured for Siemons cables. (suffix C6)



*A/V and data jacks:*
**DB Connection:**
15 pin High density VGA female/female coupler. (suffix VGA)
**DVI Connection:**
DVI in-line female/female coupler. (suffix DVI)
**RCA Connection:**
White (left audio), Red (right audio) and Yellow (composite video) female/female coupler. (suffix RCA)
**Stereo Connection:**
Mini Stereo (3.5mm) jack, requires site wiring (suffix MS). Mini Stereo (3.5mm) female/female coupler (suffix MSI).

**USB Connection:**
USB A/A inline in XLR body. (suffix USB)
**Video Connection:**
S-Video (SVHS) female/female coupler. (suffix SV)
**XLR Connection:**
3 pin XLR jack, requires site wiring (suffix 3X). 3 pin mini XLR jack, requires site wiring (suffix 3M).
**HDMI Connection:**
HDMI in-line female/female coupler (suffix HDMI).
* requires on-site wiring.

**A/V Cables are not included.**

### Construction

ABS fire retardant faceplate with integral color. Fits shallow Plexus box openings.

# Emanuela Frattini
## *Propeller® Electrical*
## *Plexus Communication and Data Faceplates*

| description | accomodates | w | d | h | pattern no. | list price |
|---|---|---|---|---|---|---|
| **P7-VGA-MS-C6-C6** black data faceplate, one 15 pin VGA w/60″ patch cord, one Mini-Stereo jack, two RJ-45 data jacks 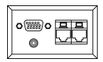 | one 15 pin VGA coupler, one Mini-Stereo jack, two RJ-45 Cat. 6 jacks* | 3.2″ | 1.9″ | .4″ | **P7-VGA-MS-C6-C6** | $352. |
| **P7-VGA-MSI-C6-C6** black data faceplate, one 15 pin VGA w/60″ patch cord, one Mini-Stereo coupler, two RJ-45 data jack 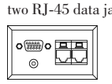 | one 15 pin VGA coupler, one Mini-Stereo in-line coupler, two RJ-45 Cat. 6 jacks* | 3.2″ | 1.9″ | .4″ | **P7-VGA-MSI-C6-C6** | 394. |
| **P7-C3-C6-USB** black data faceplate, one RJ-11 communication jack, one RJ-45 data jack, one USB A/A w/72″ patch cord 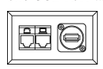 | one RJ-11 Cat. 3 jack, one RJ-45 Cat. 6 jack,* one USB A/A w/72″ patch cord | 3.2″ | 1.9″ | .4″ | **P7-C3-C6-USB** | 285. |

### Order Code

| *Example:* | **P7-C3-C6-C6** |
|---|---|
| **P7** | Black data faceplate |
| **C3** | RJ11 Cat. 3 jack |
| **C6** | RJ45 Cat. 6 jack |
| **C6** | RJ45 Cat. 6 jack |

*Specify:* Faceplate with desired communication or data jacks.

1. Faceplate
2. Communication/data jack
3. Communication/data jack
4. Communication/data jack

On-site wiring to be installed by communications/data contractor.

### Finishes

*Faceplate finishes:*
Black (suffix P7)
Grey (suffix P7GR) $12, per plate upcharge applies

*Communication data options:*
RJ-11 Category 3 jack (suffix C3) *
RJ-45 Category 5e inline coupler (suffix C5E)
RJ-45 Category 6 jack (suffix C6) *
Fiber optic (suffix LC)

**Data cables are not supplied.**

* requires on-site wiring
RJ-11 (Cat. 3) and RJ-45 (Cat. 6) jacks require wires to be crimped to backs.

*A/V and data options:*
15 pin VGA (suffix VGA)
Mini Stereo jack (suffix MS) *
Mini Stereo coupler (suffix MSI)
HDMI coupler (suffix HDMI)
3 pin XLR female (suffix 3X) *
3 pin mini XLR female (suffix 3M) *
Cord minders (suffix CM)
Blank plate (suffix X)

### Features

*Communication, data jacks:*
**RJ-11 Telephone Connection:**
RJ-11 Category 3 data jack, requires site wiring and wires must be crimped to back of jack. Configured for Siemons cables. (suffix C3)
Configured for Amp cables.(suffix C3I)
**RJ-45 Data Connection:**
RJ-45 Category 5e in-line coupler female/female. Configured for Amp cables. (suffix C5E)
RJ-45 Category 6 data jack, requires site wiring and cables must be crimped to back of jack. Configured for Siemons cables. (suffix C6)



*A/V and data jacks:*
**DB Connection:**
15 pin High density VGA female/female coupler. (suffix VGA)
**DVI Connection:**
DVI in-line female/female coupler. (suffix DVI)
**RCA Connection:**
White (left audio), Red (right audio) and Yellow (composite video) female/female coupler. (suffix RCA)
**Stereo Connection:**
Mini Stereo (3.5mm) jack, requires site wiring (suffix MS). Mini Stereo (3.5mm) female/female coupler (suffix MSI).

**USB Connection:**
USB A/A inline in XLR body. (suffix USB)
**Video Connection:**
S-Video (SVHS) female/female coupler. (suffix SV)
**XLR Connection:**
3 pin XLR jack, requires site wiring (suffix 3X). 3 pin mini XLR jack, requires site wiring (suffix 3M).
**HDMI Connection:**
HDMI in-line female/female coupler (suffix HDMI).
* requires on-site wiring.

**A/V Cables are not included.**

### Construction

ABS fire retardant faceplate with integral color. Fits shallow Plexus box openings.

| description | accomodates | w | d | h | pattern no. | list price |
|---|---|---|---|---|---|---|
| **P7-VGA-MS** black data faceplate, one 15 pin VGA w/60″ patch cord, one Mini-Stereo jack | one 15 pin VGA coupler, one Mini-Stereo jack* | 3.2″ | 1.9″ | .4″ | **P7-VGA-MS** | $177. |
| **P7-VGA-MSI** black data faceplate, one 15 pin VGA w/60″ patch cord, one Mini-Stereo coupler 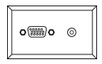 | one 15 pin VGA coupler, one Mini-Stereo in-line coupler | 3.2″ | 1.9″ | .4″ | **P7-VGA-MSI** | 219. |
| **P7-3X-3X** black data faceplate, two 3 pin XLR jacks 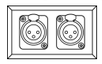 | two 3 pin XLR jacks* | 3.2″ | 1.9″ | .4″ | **P7-3X-3X** | 367. |
| **P7-3M-3M** black data faceplate, two 3 pin mini-XLR jacks | two 3 pin mini-XLR jacks* | 3.2″ | 1.9″ | .4″ | **P7-3M-3M** | 289. |

### Order Code

| *Example:* | **P7-C3-C6-C6** |
|---|---|
| **P7** | Black data faceplate |
| **C3** | RJ11 Cat. 3 jack |
| **C6** | RJ45 Cat. 6 jack |
| **C6** | RJ45 Cat. 6 jack |

*Specify:* Faceplate with desired communication or data jacks.

1. Faceplate
2. Communication/data jack
3. Communication/data jack
4. Communication/data jack

On-site wiring to be installed by communications/data contractor.

### Finishes

*Faceplate finishes:*
Black (suffix P7)
Grey (suffix P7GR) $12, per plate upcharge applies

*Communication data options:*
RJ-11 Category 3 jack (suffix C3) *
RJ-45 Category 5e inline coupler (suffix C5E)
RJ-45 Category 6 jack (suffix C6) *
Fiber optic (suffix LC)

**Data cables are not supplied.**

* requires on-site wiring
RJ-11 (Cat. 3) and RJ-45 (Cat. 6) jacks require wires to be crimped to backs.

*A/V and data options:*
15 pin VGA (suffix VGA)
Mini Stereo jack (suffix MS) *
Mini Stereo coupler (suffix MSI)
HDMI coupler (suffix HDMI)
3 pin XLR female (suffix 3X) *
3 pin mini XLR female (suffix 3M) *
Cord minders (suffix CM)
Blank plate (suffix X)

### Features

*Communication, data jacks:*
**RJ-11 Telephone Connection:**
RJ-11 Category 3 data jack, requires site wiring and wires must be crimped to back of jack. Configured for Siemons cables. (suffix C3)
Configured for Amp cables.(suffix C3I)
**RJ-45 Data Connection:**
RJ-45 Category 5e in-line coupler female/female. Configured for Amp cables. (suffix C5E)
RJ-45 Category 6 data jack, requires site wiring and cables must be crimped to back of jack. Configured for Siemons cables. (suffix C6)

*A/V and data jacks:*
**DB Connection:**
15 pin High density VGA female/female coupler. (suffix VGA)
**DVI Connection:**
DVI in-line female/female coupler. (suffix DVI)
**RCA Connection:**
White (left audio), Red (right audio) and Yellow (composite video) female/female coupler. (suffix RCA)
**Stereo Connection:**
Mini Stereo (3.5mm) jack, requires site wiring (suffix MS). Mini Stereo (3.5mm) female/female coupler (suffix MSI).

**USB Connection:**
USB A/A inline in XLR body. (suffix USB)
**Video Connection:**
S-Video (SVHS) female/female coupler. (suffix SV)
**XLR Connection:**
3 pin XLR jack, requires site wiring (suffix 3X). 3 pin mini XLR jack, requires site wiring (suffix 3M).
**HDMI Connection:**
HDMI in-line female/female coupler (suffix HDMI).
* requires on-site wiring.

**A/V Cables are not included.**

### Construction

ABS fire retardant faceplate with integral color. Fits shallow Plexus box openings.

# Emanuela Frattini
## *Propeller® Electrical*
## *Plexus Communication and Data Faceplates*

| description | accomodates | w | d | h | pattern no. | list price |
|---|---|---|---|---|---|---|
| **P7-3M-3M-3M** black data faceplate, three 3 pin mini-XLR jacks | three 3 pin mini-XLR jacks* | 3.2″ | 1.9″ | .4″ | **P7-3M-3M-3M** | $431. |
| **P7-VGA-USB** black data faceplate, one 15 pin HD VGA coupler, one USB A/A w/72″ patch cord 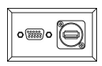 | one 15 pin HD VGA coupler, one USB A/A w/72″ patch cord | 3.2″ | 1.9″ | .4″ | **P7-VGA-USB** | 229. |
| **P7-USB-USB** black data faceplate, two USB A/A w/72″ patch cord 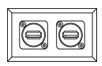 | two USB A/A w/72″ Patch cords | 3.2″ | 1.9″ | .4″ | **P7-USB-USB** | 147. |
| **P7-VGA-MS-RCA** black data faceplate, one 15 pin VGA w/60″ patch cord, one Mini-Stereo jack, one RCA (white, red and yellow) coupler 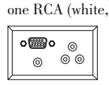 | one 15 pin VGA, one Mini-Stereo jack,* one set RCA couplers- one left audio (white), one right audio (red), composite video (yellow) | 3.2″ | 1.9″ | .4″ | **P7-VGA-MS-RCA** | 287. |

### Order Code

| *Example:* | **P7-C3-C6-C6** |
|---|---|
| **P7** | Black data faceplate |
| **C3** | RJ11 Cat. 3 jack |
| **C6** | RJ45 Cat. 6 jack |
| **C6** | RJ45 Cat. 6 jack |

*Specify:* Faceplate with desired communication or data jacks.

1. Faceplate
2. Communication/data jack
3. Communication/data jack
4. Communication/data jack

On-site wiring to be installed by communications/data contractor.

### Finishes

*Faceplate finishes:*
Black (suffix P7)
Grey (suffix P7GR) $12, per plate upcharge applies

*Communication data options:*
RJ-11 Category 3 jack (suffix C3) *
RJ-45 Category 5e inline coupler (suffix C5E)
RJ-45 Category 6 jack (suffix C6) *
Fiber optic (suffix LC)

**Data cables are not supplied.**

* requires on-site wiring
RJ-11 (Cat. 3) and RJ-45 (Cat. 6) jacks require wires to be crimped to backs.

*A/V and data options:*
15 pin VGA (suffix VGA)
Mini Stereo jack (suffix MS) *
Mini Stereo coupler (suffix MSI)
HDMI coupler (suffix HDMI)
3 pin XLR female (suffix 3X) *
3 pin mini XLR female (suffix 3M) *
Cord minders (suffix CM)
Blank plate (suffix X)

### Features

*Communication, data jacks:*
**RJ-11 Telephone Connection:**
RJ-11 Category 3 data jack, requires site wiring and wires must be crimped to back of jack. Configured for Siemons cables. (suffix C3)
Configured for Amp cables.(suffix C3I)
**RJ-45 Data Connection:**
RJ-45 Category 5e in-line coupler female/female. Configured for Amp cables. (suffix C5E)
RJ-45 Category 6 data jack, requires site wiring and cables must be crimped to back of jack. Configured for Siemons cables. (suffix C6)



*A/V and data jacks:*
**DB Connection:**
15 pin High density VGA female/female coupler. (suffix VGA)
**DVI Connection:**
DVI in-line female/female coupler. (suffix DVI)
**RCA Connection:**
White (left audio), Red (right audio) and Yellow (composite video) female/female coupler. (suffix RCA)
**Stereo Connection:**
Mini Stereo (3.5mm) jack, requires site wiring (suffix MS). Mini Stereo (3.5mm) female/female coupler (suffix MSI).

**USB Connection:**
USB A/A inline in XLR body. (suffix USB)
**Video Connection:**
S-Video (SVHS) female/female coupler. (suffix SV)
**XLR Connection:**
3 pin XLR jack, requires site wiring (suffix 3X). 3 pin mini XLR jack, requires site wiring (suffix 3M).
**HDMI Connection:**
HDMI in-line female/female coupler (suffix HDMI).
* requires on-site wiring.

**A/V Cables are not included.**

### Construction

ABS fire retardant faceplate with integral color. Fits shallow Plexus box openings.

| description | accomodates | w | d | h | pattern no. | list price |
|---|---|---|---|---|---|---|
| **P7-VGA-MSI-RCA** black data faceplate, one 15 pin HD VGA coupler, one Mini-Stereo coupler, one set RCA (white, red and yellow) couplers 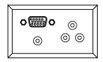 | one 15 pin HD VGA coupler, one Mini-Stereo coupler, one set RCA couplers- one left audio (white), one right audio (red), compostite video (yellow) | 3.2″ | 1.9″ | .4″ | **P7-VGA-MSI-RCA** | $331. |
| **P7-VGA-RCA** black data faceplate, one 15 pin HD VGA coupler, one set RCA (white, red and yellow) couplers 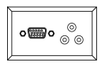 | one 15 pin HD VGA coupler, one set RCA couplers- one left audio (white), one right audio (red), composite video (yellow) | 3.2″ | 1.9″ | .4″ | **P7-VGA-RCA** | 272. |
| **P7-DVI-VGA** black data faceplate, one DVI coupler, one 15 pin HD VGA coupler 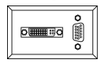 | one DVI in-line coupler, one 15 pin HD VGA coupler | 3.2″ | 1.9″ | .4″ | **P7-DVI-VGA** | 448. |
| **P7-DVI** black data faceplate, one DVI coupler 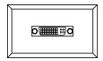 | one CVI in-line coupler | 3.2″ | 1.9″ | .4″ | **P7-DVI** | 297. |

### Order Code

| *Example:* | **P7-C3-C6-C6** |
|---|---|
| **P7** | Black data faceplate |
| **C3** | RJ11 Cat. 3 jack |
| **C6** | RJ45 Cat. 6 jack |
| **C6** | RJ45 Cat. 6 jack |

*Specify:* Faceplate with desired communication or data jacks.

1. Faceplate
2. Communication/data jack
3. Communication/data jack
4. Communication/data jack

On-site wiring to be installed by communications/data contractor.

### Finishes

*Faceplate finishes:*
Black (suffix P7)
Grey (suffix P7GR) $12, per plate upcharge applies

*Communication data options:*
RJ-11 Category 3 jack (suffix C3) *
RJ-45 Category 5e inline coupler (suffix C5E)
RJ-45 Category 6 jack (suffix C6) *
Fiber optic (suffix LC)

**Data cables are not supplied.**

* requires on-site wiring
RJ-11 (Cat. 3) and RJ-45 (Cat. 6) jacks require wires to be crimped to backs.

*A/V and data options:*
15 pin VGA (suffix VGA)
Mini Stereo jack (suffix MS) *
Mini Stereo coupler (suffix MSI)
HDMI coupler (suffix HDMI)
3 pin XLR female (suffix 3X) *
3 pin mini XLR female (suffix 3M) *
Cord minders (suffix CM)
Blank plate (suffix X)

### Features

*Communication, data jacks:*
**RJ-11 Telephone Connection:**
RJ-11 Category 3 data jack, requires site wiring and wires must be crimped to back of jack. Configured for Siemons cables. (suffix C3)
Configured for Amp cables.(suffix C3I)
**RJ-45 Data Connection:**
RJ-45 Category 5e in-line coupler female/female. Configured for Amp cables. (suffix C5E)
RJ-45 Category 6 data jack, requires site wiring and cables must be crimped to back of jack. Configured for Siemons cables. (suffix C6)

*A/V and data jacks:*
**DB Connection:**
15 pin High density VGA female/female coupler. (suffix VGA)
**DVI Connection:**
DVI in-line female/female coupler. (suffix DVI)
**RCA Connection:**
White (left audio), Red (right audio) and Yellow (composite video) female/female coupler. (suffix RCA)
**Stereo Connection:**
Mini Stereo (3.5mm) jack, requires site wiring (suffix MS). Mini Stereo (3.5mm) female/female coupler (suffix MSI).

**USB Connection:**
USB A/A inline in XLR body. (suffix USB)
**Video Connection:**
S-Video (SVHS) female/female coupler. (suffix SV)
**XLR Connection:**
3 pin XLR jack, requires site wiring (suffix 3X). 3 pin mini XLR jack, requires site wiring (suffix 3M).
**HDMI Connection:**
HDMI in-line female/female coupler (suffix HDMI).
* requires on-site wiring.

**A/V Cables are not included.**

### Construction

ABS fire retardant faceplate with integral color. Fits shallow Plexus box openings.

# Emanuela Frattini
## *Propeller® Electrical*
## *Plexus Communication and Data Faceplates*

| description | accomodates | w | d | h | pattern no. | list price |
|---|---|---|---|---|---|---|
| **P7-DVI-MS-MS** black data faceplate, one DVI in-line coupler, two mini stereo jacks | one DVI coupler, two Mini-Stereo jacks | 3.2″ | 1.9″ | .4″ | **P7-DVI-MS-MS** | $330. |
| **P7-DVI-MSI-MSI** black data faceplate, one DVI coupler, two mini stereo in-line couplers | one DVI coupler, two Mini-Stereo couplers | 3.2″ | 1.9″ | .4″ | **P7-DVI-MSI-MSI** | 416. |
| **P7-HDMI** black data faceplate, one HDMI w/36″ patch cord | one HDMI coupler, female/female w/36″ patch cord | 3.2″ | 1.9″ | .4″ | **P7-HDMI** | 200. |
| **P7-HDMI-VGA-MS** black data faceplate, one HDMI w/36″ patch cord, one VGA w/60″ patch cord, one mini stereo jack | one HDMI coupler, one VGA, one Mini-Stereo jack | 3.2″ | 1.9″ | .4″ | **P7-HDMI-VGA-MS** | 367. |

### Order Code

| *Example:* | **P7-C3-C6-C6** |
|---|---|
| **P7** | Black data faceplate |
| **C3** | RJ11 Cat. 3 jack |
| **C6** | RJ45 Cat. 6 jack |
| **C6** | RJ45 Cat. 6 jack |

*Specify:* Faceplate with desired communication or data jacks.

1. Faceplate
2. Communication/data jack
3. Communication/data jack
4. Communication/data jack

On-site wiring to be installed by communications/data contractor.

### Finishes

*Faceplate finishes:*
Black (suffix P7)
Grey (suffix P7GR) $12, per plate upcharge applies

*Communication data options:*
RJ-11 Category 3 jack (suffix C3) *
RJ-45 Category 5e inline coupler (suffix C5E)
RJ-45 Category 6 jack (suffix C6) *
Fiber optic (suffix LC)

**Data cables are not supplied.**

* requires on-site wiring
RJ-11 (Cat. 3) and RJ-45 (Cat. 6) jacks require wires to be crimped to backs.

*A/V and data options:*
15 pin VGA (suffix VGA)
Mini Stereo jack (suffix MS) *
Mini Stereo coupler (suffix MSI)
HDMI coupler (suffix HDMI)
3 pin XLR female (suffix 3X) *
3 pin mini XLR female (suffix 3M) *
Cord minders (suffix CM)
Blank plate (suffix X)

### Features

*Communication, data jacks:*
**RJ-11 Telephone Connection:**
RJ-11 Category 3 data jack, requires site wiring and wires must be crimped to back of jack. Configured for Siemons cables. (suffix C3)
Configured for Amp cables.(suffix C3I)
**RJ-45 Data Connection:**
RJ-45 Category 5e in-line coupler female/female. Configured for Amp cables. (suffix C5E)
RJ-45 Category 6 data jack, requires site wiring and cables must be crimped to back of jack. Configured for Siemons cables. (suffix C6)



*A/V and data jacks:*
**DB Connection:**
15 pin High density VGA female/female coupler. (suffix VGA)
**DVI Connection:**
DVI in-line female/female coupler. (suffix DVI)
**RCA Connection:**
White (left audio), Red (right audio) and Yellow (composite video) female/female coupler. (suffix RCA)
**Stereo Connection:**
Mini Stereo (3.5mm) jack, requires site wiring (suffix MS). Mini Stereo (3.5mm) female/female coupler (suffix MSI).
**USB Connection:**
USB A/A inline in XLR body. (suffix USB)
**Video Connection:**
S-Video (SVHS) female/female coupler. (suffix SV)
**XLR Connection:**
3 pin XLR jack, requires site wiring (suffix 3X). 3 pin mini XLR jack, requires site wiring (suffix 3M).
**HDMI Connection:**
HDMI in-line female/female coupler (suffix HDMI).
* requires on-site wiring.

**A/V Cables are not included.**

### Construction

ABS fire retardant faceplate with integral color. Fits shallow Plexus box openings.

| description | accomodates | w | d | h | pattern no. | list price |
|---|---|---|---|---|---|---|
| **P7-HDMI-VGA-MSI** black data faceplate, one HDMI w/36″ patch cord, one VGA w/60″ patch cord, one mini stereo in-line coupler | one HDMI coupler, one VGA, one Mini-Stereo in-line coupler, female/female | 3.2″ | 1.9″ | .4″ | **P7-HDMI-VGA-MSI** | $410. |
| **P7-VGA-MS-USB** black data faceplate, one 15 pin VGA w/60″ patch cord, one Mini-Stereo jack, one USB A/A w/72″ patch cord 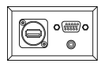 | one 15 pin VGA, one Mini-Stereo jack*, one USB A/B in-line coupler | 3.2″ | 1.9″ | .4″ | **P7-VGA-MS-USB** | 255. |
| **P7-VGA-MSI-USB** black data faceplate, one 15 pin VGA w/60″ patch cord, one Mini-Stereo coupler, one USB A/A w72″ patch cord 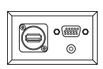 | one 15 pin VGA , one Mini-Stereo coupler, one USB A/B in-line coupler | 3.2″ | 1.9″ | .4″ | **P7-VGA-MSI-USB** | 297. |

### Order Code

| *Example:* | **P7-C3-C6-C6** |
|---|---|
| **P7** | Black data faceplate |
| **C3** | RJ11 Cat. 3 jack |
| **C6** | RJ45 Cat. 6 jack |
| **C6** | RJ45 Cat. 6 jack |

*Specify:* Faceplate with desired communication or data jacks.

1. Faceplate
2. Communication/data jack
3. Communication/data jack
4. Communication/data jack

On-site wiring to be installed by communications/data contractor.

### Finishes

*Faceplate finishes:*
Black (suffix P7)
Grey (suffix P7GR) $12, per plate upcharge applies

*Communication data options:*
RJ-11 Category 3 jack (suffix C3) *
RJ-45 Category 5e inline coupler (suffix C5E)
RJ-45 Category 6 jack (suffix C6) *
Fiber optic (suffix LC)

**Data cables are not supplied.**

* requires on-site wiring
RJ-11 (Cat. 3) and RJ-45 (Cat. 6) jacks require wires to be crimped to backs.

*A/V and data options:*
15 pin VGA (suffix VGA)
Mini Stereo jack (suffix MS) *
Mini Stereo coupler (suffix MSI)
HDMI coupler (suffix HDMI)
3 pin XLR female (suffix 3X) *
3 pin mini XLR female (suffix 3M) *
Cord minders (suffix CM)
Blank plate (suffix X)

### Features

*Communication, data jacks:*
**RJ-11 Telephone Connection:**
RJ-11 Category 3 data jack, requires site wiring and wires must be crimped to back of jack. Configured for Siemons cables. (suffix C3)
Configured for Amp cables.(suffix C3I)
**RJ-45 Data Connection:**
RJ-45 Category 5e in-line coupler female/female. Configured for Amp cables. (suffix C5E)
RJ-45 Category 6 data jack, requires site wiring and cables must be crimped to back of jack. Configured for Siemons cables. (suffix C6)

*A/V and data jacks:*
**DB Connection:**
15 pin High density VGA female/female coupler. (suffix VGA)
**DVI Connection:**
DVI in-line female/female coupler. (suffix DVI)
**RCA Connection:**
White (left audio), Red (right audio) and Yellow (composite video) female/female coupler. (suffix RCA)
**Stereo Connection:**
Mini Stereo (3.5mm) jack, requires site wiring (suffix MS). Mini Stereo (3.5mm) female/female coupler (suffix MSI).

**USB Connection:**
USB A/A inline in XLR body. (suffix USB)
**Video Connection:**
S-Video (SVHS) female/female coupler. (suffix SV)
**XLR Connection:**
3 pin XLR jack, requires site wiring (suffix 3X). 3 pin mini XLR jack, requires site wiring (suffix 3M).
**HDMI Connection:**
HDMI in-line female/female coupler (suffix HDMI).
* requires on-site wiring.

**A/V Cables are not included.**

### Construction

ABS fire retardant faceplate with integral color. Fits shallow Plexus box openings.

# Emanuela Frattini
## *Propeller® Electrical*
## *Plexus Communication and Data Faceplates*

| description | accomodates | w | d | h | pattern no. | list price |
|---|---|---|---|---|---|---|
| **P7-RCA** black data faceplate, one set RCA (white, red and yellow) couplers 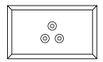 | one set RCA couplers- one left audio (white), one right audio (red), composite video (yellow) | 3.2″ | 1.9″ | .4″ | **P7-RCA** | $119. |
| **P7-SV** black data faceplate, one S-Video coupler 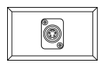 | one S-Video (SVHS), in-line coupler | 3.2″ | 1.9″ | .4″ | **P7-SV** | 199. |
| **P7-DVI-SV** black data faceplate, one DVI coupler, one S-Video coupler 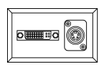 | one DVI in-line coupler, one S-Video (SVHS) in-line coupler | 3.2″ | 1.9″ | .4″ | **P7-DVI-SV** | 486. |
| **P7-X** black data faceplate, blank, no cut-outs | blank, no cut-outs | 3.2″ | 1.9″ | .4″ | **P7-X** | 8. |
| **P7GR-X** grey data faceplate, blank, no cut-outs | blank, no cut-outs | 3.2″ | 1.9″ | .4″ | **P7GR-X** | 21. |

### Order Code

| *Example:* | **P7-C3-C6-C6** |
|---|---|
| **P7** | Black data faceplate |
| **C3** | RJ11 Cat. 3 jack |
| **C6** | RJ45 Cat. 6 jack |
| **C6** | RJ45 Cat. 6 jack |

*Specify:* Faceplate with desired communication or data jacks.

1. Faceplate
2. Communication/data jack
3. Communication/data jack
4. Communication/data jack

On-site wiring to be installed by communications/data contractor.

### Finishes

*Faceplate finishes:*
Black (suffix P7)
Grey (suffix P7GR) $12, per plate upcharge applies

*Communication data options:*
RJ-11 Category 3 jack (suffix C3) *
RJ-45 Category 5e inline coupler (suffix C5E)
RJ-45 Category 6 jack (suffix C6) *
Fiber optic (suffix LC)

**Data cables are not supplied.**

* requires on-site wiring
RJ-11 (Cat. 3) and RJ-45 (Cat. 6) jacks require wires to be crimped to backs.

*A/V and data options:*
15 pin VGA (suffix VGA)
Mini Stereo jack (suffix MS) *
Mini Stereo coupler (suffix MSI)
HDMI coupler (suffix HDMI)
3 pin XLR female (suffix 3X) *
3 pin mini XLR female (suffix 3M) *
Cord minders (suffix CM)
Blank plate (suffix X)

### Features

*Communication, data jacks:*
**RJ-11 Telephone Connection:**
RJ-11 Category 3 data jack, requires site wiring and wires must be crimped to back of jack. Configured for Siemons cables. (suffix C3)
Configured for Amp cables.(suffix C3I)
**RJ-45 Data Connection:**
RJ-45 Category 5e in-line coupler female/female. Configured for Amp cables. (suffix C5E)
RJ-45 Category 6 data jack, requires site wiring and cables must be crimped to back of jack. Configured for Siemons cables. (suffix C6)

*A/V and data jacks:*
**DB Connection:**
15 pin High density VGA female/female coupler. (suffix VGA)
**DVI Connection:**
DVI in-line female/female coupler. (suffix DVI)
**RCA Connection:**
White (left audio), Red (right audio) and Yellow (composite video) female/female coupler. (suffix RCA)
**Stereo Connection:**
Mini Stereo (3.5mm) jack, requires site wiring (suffix MS). Mini Stereo (3.5mm) female/female coupler (suffix MSI).

**USB Connection:**
USB A/A inline in XLR body. (suffix USB)
**Video Connection:**
S-Video (SVHS) female/female coupler. (suffix SV)
**XLR Connection:**
3 pin XLR jack, requires site wiring (suffix 3X). 3 pin mini XLR jack, requires site wiring (suffix 3M).
**HDMI Connection:**
HDMI in-line female/female coupler (suffix HDMI).
* requires on-site wiring.

**A/V Cables are not included.**

### Construction

ABS fire retardant faceplate with integral color. Fits shallow Plexus box openings.

# Emanuela Frattini
## *Propeller® Electrical*
## *Plexus Communication and Data Faceplates*

| description | accomodates | w | d | h |
|---|---|---|---|---|
| **P7-CM** black data faceplate, three cord minders | three cord minders | 3.2″ | 1.9″ | .4″ |

| pattern no. | list price |
|---|---|
| **P7-CM** | $45. |

### Order Code

| *Example:* | **P7-C3-C6-C6** |
|---|---|
| **P7** | Black data faceplate |
| **C3** | RJ11 Cat. 3 jack |
| **C6** | RJ45 Cat. 6 jack |
| **C6** | RJ45 Cat. 6 jack |

*Specify:* Faceplate with desired communication or data jacks.

1. Faceplate
2. Communication/data jack
3. Communication/data jack
4. Communication/data jack

On-site wiring to be installed by communications/data contractor.

### Finishes

*Faceplate finishes:*
Black (suffix P7)
Grey (suffix P7GR) $12, per plate upcharge applies

*Communication data options:*
RJ-11 Category 3 jack (suffix C3) *
RJ-45 Category 5e inline coupler (suffix C5E)
RJ-45 Category 6 jack (suffix C6) *
Fiber optic (suffix LC)

**Data cables are not supplied.**

* requires on-site wiring
RJ-11 (Cat. 3) and RJ-45 (Cat. 6) jacks require wires to be crimped to backs.

*A/V and data options:*
15 pin VGA (suffix VGA)
Mini Stereo jack (suffix MS) *
Mini Stereo coupler (suffix MSI)
HDMI coupler (suffix HDMI)
3 pin XLR female (suffix 3X) *
3 pin mini XLR female (suffix 3M) *
Cord minders (suffix CM)
Blank plate (suffix X)

### Features

*Communication, data jacks:*
**RJ-11 Telephone Connection:**
RJ-11 Category 3 data jack, requires site wiring and wires must be crimped to back of jack. Configured for Siemons cables. (suffix C3)
Configured for Amp cables.(suffix C3I)
**RJ-45 Data Connection:**
RJ-45 Category 5e in-line coupler female/female. Configured for Amp cables. (suffix C5E)
RJ-45 Category 6 data jack, requires site wiring and cables must be crimped to back of jack. Configured for Siemons cables. (suffix C6)



*A/V and data jacks:*
**DB Connection:**
15 pin High density VGA female/female coupler. (suffix VGA)
**DVI Connection:**
DVI in-line female/female coupler. (suffix DVI)
**RCA Connection:**
White (left audio), Red (right audio) and Yellow (composite video) female/female coupler. (suffix RCA)
**Stereo Connection:**
Mini Stereo (3.5mm) jack, requires site wiring (suffix MS). Mini Stereo (3.5mm) female/female coupler (suffix MSI).

**USB Connection:**
USB A/A inline in XLR body. (suffix USB)
**Video Connection:**
S-Video (SVHS) female/female coupler. (suffix SV)
**XLR Connection:**
3 pin XLR jack, requires site wiring (suffix 3X). 3 pin mini XLR jack, requires site wiring (suffix 3M).
**HDMI Connection:**
HDMI in-line female/female coupler (suffix HDMI).
* requires on-site wiring.

**A/V Cables are not included.**

### Construction

ABS fire retardant faceplate with integral color. Fits shallow Plexus box openings.

| | | TOP OPTIONS | | | | | TROUGH OPTIONS |
|---|---|---|---|---|---|---|---|
| **TYPE** | **TABLE** | **FRONT CENTER** | **FRONT LEFT** | **FRONT RIGHT** | **FRONT LEFT AND RIGHT** | **CENTER CENTER** | **CENTER** |
| **NO CUTOUTS** | ALL TABLES | Y | Y | Y | Y | Y | ● |
| **ROUND GROMMET** | FIXED T-LEG | ERG | DRGL | DRGR | DRG | GRG | ● |
| | FLIP T-LEG | ERG | DRGL | DRGR | DRG | GRG | ● |
| | FIXED C-LEG | ERG | DRGL | DRGR | DRG | GRG | ● |
| | FLIP C-LEG | ERG | DRGL | DRGR | DRG | ● | ● |
| | FIXED Y-LEG | ERG | DRGL | DRGR | DRG | GRG | ● |
| | FLIP Y-LEG | ERG | DRGL | DRGR | DRG | GRG | ● |
| | Y FOLD | ● | ● | ● | ● | GRG * | ● |
| | 4-LEG RECTANGLE | ERG | DRGL | DRGR | DRG | GRG | ● |
| | 4-LEG SQUARE | ERG | ● | ● | ● | GRG | ● |
| | ELEC. HGT. C-LEG | ERG | DRGL | DRGR | DRG | ● | ● |
| | ELEC. HGT. T-LEG | ERG | DRGL | DRGR | DRG | ● | ● |
| | COLUMN LEG | ● | ● | ● | ● | GRG | ● |
| **KE1, KE2, KE3** | FIXED T-LEG | ENO | DNOL | DNOR | DNO | GNO | ● |
| | FLIP T-LEG | ENO | DNOL | DNOR | DNO | GNO | ● |
| | FIXED C-LEG | ENO | DNOL | DNOR | DNO | GNO | ● |
| | FLIP C-LEG | ● | ● | ● | ● | ● | ● |
| | FIXED Y-LEG | ENO | DNOL | DNOR | DNO | GNO | ● |
| | FLIP Y-LEG | ENO | DNOL | DNOR | DNO | GNO | ● |
| | Y FOLD | ● | ● | ● | ● | GNO * | ● |
| | 4-LEG RECTANGLE | ENO | DNOL | DNOR | DNO | GNO | ● |
| | 4-LEG SQUARE | ENO | ● | ● | ● | GNO | ● |
| | ELEC. HGT. C-LEG | ● | ● | ● | ● | ● | ● |
| | ELEC. HGT. T-LEG | ENO | DNOL | DNOR | DNO | ● | ● |
| | COLUMN LEG | ● | ● | ● | ● | GNO | ● |
| **KE4** | FIXED T-LEG | EN | DNL | DNR | DN | GN | ● |
| | FLIP T-LEG | EN | DNL | DNR | DN | GN | ● |
| | FIXED C-LEG | EN | DNL | DNR | DN | GN | ● |
| | FLIP C-LEG | EN | DNL | DNR | DN | ● | ● |
| | FIXED Y-LEG | EN | DNL | DNR | DN | GN | ● |
| | FLIP Y-LEG | EN | DNL | DNR | DN | GN | ● |
| | Y FOLD | ● | ● | ● | ● | GN * | ● |
| | 4-LEG RECTANGLE | EN | DNL | DNR | DN | GN | ● |
| | 4-LEG SQUARE | EN | ● | ● | ● | GN | ● |
| | ELEC. HGT. C-LEG | EN | DNL | DNR | DN | ● | ● |
| | ELEC. HGT. T-LEG | EN | DNL | DNR | DN | ● | ● |
| | COLUMN LEG | ● | ● | ● | ● | GN | ● |
| **KE5** | FIXED T-LEG | EA | DAL | DAR | DA | GA | ● |
| | FLIP T-LEG | EA | DAL | DAR | DA | GA | ● |
| | FIXED C-LEG | EA | DAL | DAR | DA | GA | ● |
| | FLIP C-LEG | EA | DAL | DAR | DA | ● | ● |
| | FIXED Y-LEG | EA | DAL | DAR | DA | GA | ● |
| | FLIP Y-LEG | EA | DAL | DAR | DA | GA | ● |
| | Y FOLD | ● | ● | ● | ● | GA * | ● |
| | 4-LEG RECTANGLE | EA | DAL | DAR | DA | GA | ● |
| | 4-LEG SQUARE | EA | ● | ● | ● | GA | ● |
| | ELEC. HGT. C-LEG | EA | DAL | DAR | DA | ● | ● |
| | ELEC. HGT. T-LEG | EA | DAL | DAR | DA | ● | ● |
| | COLUMN LEG | ● | ● | ● | ● | GA | ● |



| | | TOP OPTIONS | | | | | TROUGH OPTIONS |
|---|---|---|---|---|---|---|---|
| **TYPE** | **TABLE** | **FRONT CENTER** | **FRONT LEFT** | **FRONT RIGHT** | **FRONT LEFT AND RIGHT** | **CENTER CENTER** | **CENTER** |
| **KE6** | FIXED T-LEG | ● | ● | ● | ● | ● | ● |
| | FLIP T-LEG | ● | ● | ● | ● | ● | ● |
| | FIXED C-LEG | ● | ● | ● | ● | ● | TAS |
| | FLIP C-LEG | ● | ● | ● | ● | ● | TAS |
| | FIXED Y-LEG | ● | ● | ● | ● | ● | ● |
| | FLIP Y-LEG | ● | ● | ● | ● | ● | ● |
| | Y FOLD | ● | ● | ● | ● | ● | ● |
| | 4-LEG RECTANGLE | ● | ● | ● | ● | ● | ● |
| | 4-LEG SQUARE | ● | ● | ● | ● | ● | ● |
| | ELEC. HGT. C-LEG | ● | ● | ● | ● | ● | ● |
| | ELEC. HGT. T-LEG | ● | ● | ● | ● | ● | ● |
| | COLUMN LEG | ● | ● | ● | ● | ● | ● |
| **KE7** | FIXED T-LEG | NO CUTOUT CODE REQUIRED - MODULE CLIPS ON TO EDGE OF TABLE. NOT AVAILABLE ON TABLES WITH KNIFE EDGES | NO CUTOUT CODE REQUIRED - MODULE CLIPS ON TO EDGE OF TABLE. NOT AVAILABLE ON TABLES WITH KNIFE EDGES | NO CUTOUT CODE REQUIRED - MODULE CLIPS ON TO EDGE OF TABLE. NOT AVAILABLE ON TABLES WITH KNIFE EDGES | NO CUTOUT CODE REQUIRED - MODULE CLIPS ON TO EDGE OF TABLE. NOT AVAILABLE ON TABLES WITH KNIFE EDGES | NO CUTOUT CODE REQUIRED - MODULE CLIPS ON TO EDGE OF TABLE. NOT AVAILABLE ON TABLES WITH KNIFE EDGES | NO CUTOUT CODE REQUIRED - MODULE CLIPS ON TO EDGE OF TABLE. NOT AVAILABLE ON TABLES WITH KNIFE EDGES |
| | FLIP T-LEG | | | | | | |
| | FIXED C-LEG | | | | | | |
| | FLIP C-LEG | | | | | | |
| | FIXED Y-LEG | | | | | | |
| | FLIP Y-LEG | | | | | | |
| | Y FOLD | | | | | | |
| | 4-LEG RECTANGLE | | | | | | |
| | 4-LEG SQUARE | | | | | | |
| | ELEC. HGT. C-LEG | | | | | | |
| | ELEC. HGT. T-LEG | | | | | | |
| | COLUMN LEG | ● | ● | ● | ● | ● | ● |
| **KE8** | FIXED T-LEG | ET | DTL | DTR | DT | GT | ● |
| | FLIP T-LEG | ET | DTL | DTR | DT | GT | ● |
| | FIXED C-LEG | ET | DTL | DTR | DT | GT | ● |
| | FLIP C-LEG | ET | DTL | DTR | DT | ● | ● |
| | FIXED Y-LEG | ET | DTL | DTR | DT | GT | ● |
| | FLIP Y-LEG | ET | DTL | DTR | DT | GT | ● |
| | Y FOLD | ● | ● | ● | ● | GT * | ● |
| | 4-LEG RECTANGLE | ET | DTL | DTR | DT | GT | ● |
| | 4-LEG SQUARE | ET | ● | ● | ● | GT | ● |
| | ELEC. HGT. C-LEG | ET | DTL | DTR | DT | ● | ● |
| | ELEC. HGT. T-LEG | ET | DTL | DTR | DT | ● | ● |
| | COLUMN LEG | ● | ● | ● | ● | GT | ● |

●

**PATTERN CODE EXAMPLES**

**Y** - NO CUTOUTS
**ERG** - ONE CUTOUT FRONT CENTER FOR ROUND GROMMET
**DN** - TWO CUTOUTS FOR KE4 ELECTRICAL MODULES, (1) FRONT LEFT AND (1) FRONT RIGHT

* A Y-FOLD TABLE CONSISTS OF TWO 48″ X 48″ SQUARE SEGMENTS. ONE CUTOUT WILL BE PLACED IN BOTH SECTIONS FOR A TOTAL OF TWO CUTOUTS PER TABLE.
● NOT AVAILABLE

# Marc Krusin
## *Pixel™ Table Series*
## *C-Leg Tables, Fixed Top*

*Designer(s):*
Marc Krusin, 2015

*Award(s):*
Best of Neocon Gold Award, 2015

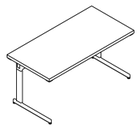

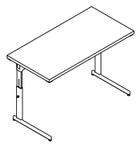

| | description | w | d | h | leg type | table wgt. (lbs) |
|---|---|---|---|---|---|---|
| **KCXW** | Work Height, Fixed Top | 48″ | 18″ | 28 3/4″ | C-Leg | 52 |
| | | 60″ | 18″ | 28 3/4″ | C-Leg | 61 |
| | | 72″ | 18″ | 28 3/4″ | C-Leg | 70 |
| | | 48″ | 24″ | 28 3/4″ | C-Leg | 63 |
| | | 60″ | 24″ | 28 3/4″ | C-Leg | 74 |
| | | 72″ | 24″ | 28 3/4″ | C-Leg | 85 |
| | | 48″ | 30″ | 28 3/4″ | C-Leg | 74 |
| | | 60″ | 30″ | 28 3/4″ | C-Leg | 87 |
| | | 72″ | 30″ | 28 3/4″ | C-Leg | 101 |
| **KCXA** | Pin Set Height Adjustable, Fixed Top | 48″ | 18″ | 28 3/4 - 34″ | C-Leg | 55 |
| | | 60″ | 18″ | 28 3/4 - 34″ | C-Leg | 64 |
| | | 72″ | 18″ | 28 3/4 - 34″ | C-Leg | 73 |
| | | 48″ | 24″ | 28 3/4 - 34″ | C-Leg | 66 |
| | | 60″ | 24″ | 28 3/4 - 34″ | C-Leg | 77 |
| | | 72″ | 24″ | 28 3/4 - 34″ | C-Leg | 89 |
| | | 48″ | 30″ | 28 3/4 - 34″ | C-Leg | 77 |
| | | 60″ | 30″ | 28 3/4 - 34″ | C-Leg | 91 |
| | | 72″ | 30″ | 28 3/4 - 34″ | C-Leg | 104 |
| **KCXE** | Electric Height Adjustable, Fixed top, Glides | 60″ | 30″ | 26″ - 51 1/2″ | C-Leg | 120 |
| | | 72″ | 30″ | 26″ - 51 1/2″ | C-Leg | 132 |
| **KGANG** | Pixel ganging mechanism | | | | | |

| pattern no. | laminate/ABS edge | laminate/urethane edge | veneer/wood or ABS edge |
|---|---|---|---|
| **KCXW4818-( )-( )-( )-( )** | $1,673. | $1,789. | $2,944. |
| **KCXW6018-( )-( )-( )-( )** | 1,745. | 1,875. | 3,070. |
| **KCXW7218-( )-( )-( )-( )** | 1,808. | 1,949. | 3,220. |
| **KCXW4824-( )-( )-( )-( )** | 1,732. | 1,858. | 3,086. |
| **KCXW6024-( )-( )-( )-( )** | 1,809. | 1,950. | 3,270. |
| **KCXW7224-( )-( )-( )-( )** | 1,876. | 2,035. | 3,456. |
| **KCXW4830-( )-( )-( )-( )** | 1,815. | 1,953. | 3,281. |
| **KCXW6030-( )-( )-( )-( )** | 1,900. | 2,055. | 3,498. |
| **KCXW7230-( )-( )-( )-( )** | 1,976. | 2,149. | 3,659. |
| **KCXA4818-( )-( )-( )-( )** | 1,869. | 1,983. | 3,117. |
| **KCXA6018-( )-( )-( )-( )** | 1,938. | 2,070. | 3,247. |
| **KCXA7218-( )-( )-( )-( )** | 2,002. | 2,151. | 3,396. |
| **KCXA4824-( )-( )-( )-( )** | 1,926. | 2,052. | 3,262. |
| **KCXA6024-( )-( )-( )-( )** | 2,003. | 2,147. | 3,443. |
| **KCXA7224-( )-( )-( )-( )** | 2,071. | 2,232. | 3,626. |
| **KCXA4830-( )-( )-( )-( )** | 2,010. | 2,147. | 3,457. |
| **KCXA6030-( )-( )-( )-( )** | 2,095. | 2,251. | 3,671. |
| **KCXA7230-( )-( )-( )-( )** | 2,170. | 2,345. | 3,831. |
| **KCXE6030-(G)-( )-( )-( )-(111T, 118T)** | 3,875. | 4,046. | 5,301. |
| **KCXE7230-(G)-( )-( )-( )-(111T, 118T)** | 3,966. | 4,155. | 5,482. |
| **KGANG** | 25. | | |

### Order Code

| *Example:* | **KCXW7230-G-111-300-Y-111T** |
|---|---|
| **KCXW7230** | 72″ x 30″ rectangle, C-Leg, Fixed, Work Height |
| **G** | Glides |
| **111** | Black laminate |
| **300** | Black molded edgeband |
| **Y** | No grommet |
| **111T** | Jet Black legs |

*Specify:*

1. Pattern number
2. Locking casters or glide selection
3. Top finish selection
4. Edgeband selection
5. Cutout option
6. Leg finish

### Finishes

*Colored laminate finishes:*
Bright White, matte (suffix 118)
Folkstone, matte (suffix 114)
Black, matte (suffix 111)

*Woodgrain laminate finishes:*
Medium Cherry (suffix 124)
Natural Maple (suffix 125)
Natural Cherry (suffix 126)
Walnut (suffix 127)
Light Ash (suffix 139)
Warm Ash (suffix 140)
Whitened Ash (suffix 141)
Grey Ash (suffix 142)
Classic Oak (suffix 143)
Graphite Pear (suffix 144)
Zebra (suffix 145)

*Veneer top/edge finishes:*
American Walnut (suffix AW)
Natural Oak (suffix ON)
Fumed Oak (suffix OF)
Ebonized Oak (suffix OE)

Molded edgeband finishes:
Black (suffix 300)
Mink (suffix 324)
Innertone (suffix 386)
Platinum (suffix 367)
Folkstone (suffix 004)

*Flat edgeband finishes:*
Black (suffix 111T)
Mink (suffix 324T)
Innertone (suffix 386T)
Platinum (suffix 367T)
Folkstone (suffix 004T)
White (suffix 118T)

*Leg finishes:*
Jet Black (suffix 111T)
Bright White (suffix 118T) *
Medium Grey (suffix 115T)
Sterling (suffix 906T)

*Glides/Casters:*
Glides (suffix G)
Casters (suffix C)

*Note:*
Electric height tables (KCXE) are only available in Jet Black or Bright White legs with glides.

*For tables with bright white legs, the face of the casters are white and the edge is black. For all other leg finishes, casters are all black.

### Electrical

*Cutout Options: ($30 list per cutout)*
Tables may be specified with no cutouts (code Y). For single or double cutout codes, please choose your electrical module(s) then refer to the cutout matrix on page 158 for the proper cutout code.

*Note:*
Grommet cover must be ordered separately if specifying a grommet cutout. Please refer to pg. 174-175.

### Construction

*Laminate and Veneer tops:*
Constructed of particle board substrates sandwiched between laminate or wood veneer top and phenolic backer sheet bottom. Edges can be specified with a flat ABS or molded urethane edge, or solid wood for veneer tops only.
Solid wood edges can be specified on corner wedge tops with a wood veneer top. Edge and top will match.

Laminate tops can be specified with a flat ABS or molded urethane edge. Wood veneer tops can be specified with a flat ABS or solid wood edge.

*Legs:*
Legs are constructed using a combination of cast and extruded aluminum. Base and upper mounting plates are cast aluminum and bolted to an extruded aluminum vertical stem. Finished in a highly durable textured powder coat paint.

### Features

*Ganging tables:*
Each table is fitted with a Pixel connector on the underside of each corner. To join the tables, align the mechanisms and slide the lever along the curved path to engage.

**Trough cutout on C-Leg Only**
TAS - Center Cutout

C-Leg tables may be specified with a center trough cutout but only if no box cutouts are specified on the top.

*Maintenance:*
See pages 14.

*Note:*
Pixel tables are Greenguard certified.

# Marc Krusin
## *Pixel™ Table Series*
## *C-Leg Tables, Flip Top*

*Designer(s):*
Marc Krusin, 2015

*Award(s):*
Best of Neocon Gold Award, 2015

| | description | w | d | h | leg type | table wgt. (lbs) |
|---|---|---|---|---|---|---|
| | **KCPW** Work Height, Flip Top, Casters | 60″ | 18″ | 28 3/4″ | C-Leg | 66 |
| | | 48″ | 18″ | 28 3/4″ | C-Leg | 74 |
| | | 72″ | 18″ | 28 3/4″ | C-Leg | 75 |
| | | 48″ | 24″ | 28 3/4″ | C-Leg | 74 |
| | | 60″ | 24″ | 28 3/4″ | C-Leg | 78 |
| | | 72″ | 24″ | 28 3/4″ | C-Leg | 91 |
| | | 48″ | 30″ | 28 3/4″ | C-Leg | 74 |
| | | 60″ | 30″ | 28 3/4″ | C-Leg | 93 |
| | | 72″ | 30″ | 28 3/4″ | C-Leg | 106 |
| | **KCPA** Pin Set Height Adjustable, Flip Top, Casters | 48″ | 18″ | 28 3/4 - 33 3/4″ | C-Leg | 60 |
| | | 60″ | 18″ | 28 3/4 - 33 3/4″ | C-Leg | 69 |
| | | 72″ | 18″ | 28 3/4 - 33 3/4″ | C-Leg | 78 |
| | | 48″ | 24″ | 28 3/4 - 33 3/4″ | C-Leg | 71 |
| | | 60″ | 24″ | 28 3/4 - 33 3/4″ | C-Leg | 82 |
| | | 72″ | 24″ | 28 3/4 - 33 3/4″ | C-Leg | 94 |
| | | 48″ | 30″ | 28 3/4 - 33 3/4″ | C-Leg | 82 |
| | | 60″ | 30″ | 28 3/4 - 33 3/4″ | C-Leg | 96 |
| | | 72″ | 30″ | 28 3/4 - 33 3/4″ | C-Leg | 109 |
| | **KGANG** Pixel ganging mechanism | | | | | |

| pattern no. | laminate/ABS edge | laminate/urethane edge | veneer/wood or ABS edge |
|---|---|---|---|
| **KCPW6018-(C)-( )-( )-( )-( )** | $1,919. | $2,052. | $3,315. |
| **KCPW4818-(C)-( )-( )-( )-( )** | 1,844. | 1,960. | 3,182. |
| **KCPW7218-(C)-( )-( )-( )-( )** | 1,985. | 2,134. | 3,466. |
| **KCPW4824-(C)-( )-( )-( )-( )** | 1,903. | 2,030. | 3,327. |
| **KCPW6024-(C)-( )-( )-( )-( )** | 1,985. | 2,129. | 3,515. |
| **KCPW7224-(C)-( )-( )-( )-( )** | 2,055. | 2,217. | 3,698. |
| **KCPW4830-(C)-( )-( )-( )-( )** | 1,989. | 2,127. | 3,524. |
| **KCPW6030-(C)-( )-( )-( )-( )** | 2,076. | 2,234. | 3,744. |
| **KCPW7230-(C)-( )-( )-( )-( )** | 2,156. | 2,332. | 3,904. |
| **KCPA4818-(C)-( )-( )-( )-( )** | 1,982. | 2,099. | 3,302. |
| **KCPA6018-(C)-( )-( )-( )-( )** | 2,057. | 2,191. | 3,435. |
| **KCPA7218-(C)-( )-( )-( )-( )** | 2,123. | 2,272. | 3,586. |
| **KCPA4824-(C)-( )-( )-( )-( )** | 2,042. | 2,169. | 3,448. |
| **KCPA6024-(C)-( )-( )-( )-( )** | 2,123. | 2,267. | 3,636. |
| **KCPA7224-(C)-( )-( )-( )-( )** | 2,194. | 2,356. | 3,819. |
| **KCPA4830-(C)-( )-( )-( )-( )** | 2,127. | 2,266. | 3,644. |
| **KCPA6030-(C)-( )-( )-( )-( )** | 2,216. | 2,373. | 3,865. |
| **KCPA7230-(C)-( )-( )-( )-( )** | 2,295. | 2,471. | 4,027. |
| **KGANG** | 25. | | |

### Order Code

| | |
|---|---|
| *Example:* | **KCPW7224-C-114-004T-Y-115T** |
| **KCPW7224** | 72″ x 24″ Work Height, Flip Top |
| **C** | Locking casters |
| **114** | Folkstone laminate |
| **004T** | Folkstone flat edgeband |
| **Y** | No grommet |
| **115T** | Medium Grey legs |

*Specify:*

1. Pattern number
2. Locking casters or glide selection
3. Top finish selection
4. Edgeband selection
5. Cutout option
6. Leg finish

### Finishes

*Colored laminate finishes:*
Bright White, matte (suffix 118)
Folkstone, matte (suffix 114)
Black, matte (suffix 111)

*Woodgrain laminate finishes:*
Medium Cherry (suffix 124)
Natural Maple (suffix 125)
Natural Cherry (suffix 126)
Walnut (suffix 127)
Light Ash (suffix 139)
Warm Ash (suffix 140)
Whitened Ash (suffix 141)
Grey Ash (suffix 142)
Classic Oak (suffix 143)
Graphite Pear (suffix 144)
Zebra (suffix 145)

*Veneer top/edge finishes:*
American Walnut (suffix AW)
Natural Oak (suffix ON)
Fumed Oak (suffix OF)
Ebonized Oak (suffix OE)

*Molded edgeband finishes:*
Black (suffix 300)
Mink (suffix 324)
Innertone (suffix 386)
Platinum (suffix 367)
Folkstone (suffix 004)

*Flat edgeband finishes:*
Black (suffix 111T)
Mink (suffix 324T)
Innertone (suffix 386T)
Platinum (suffix 367T)
Folkstone (suffix 004T)
White (suffix 118T)

*Leg finishes:*
Jet Black (suffix 111T)
Bright White (suffix 118T) *
Medium Grey (suffix 115T)
Sterling (suffix 906T)

*Glides/Casters:*
Casters (suffix C)

*Note:*
Glides are not available on flip top tables.

*For tables with bright white legs, the face of the casters are white and the edge is black. For all other leg finishes, casters are all black.



### Electrical

*Cutout Options: ($30 list per cutout)*
Tables may be specified with no cutouts (code Y). For single or double cutout codes, please choose your electrical module(s) then refer to the cutout matrix on page 158 for the proper cutout code.

*Note:*
Grommet cover must be ordered separately if specifying a grommet cutout. Please refer to pg. 174-175.

### Construction

*Laminate and Veneer tops:*
Constructed of particle board substrates sandwiched between laminate or wood veneer top and phenolic backer sheet bottom. Edges can be specified with a flat ABS or molded urethane edge, or solid wood for veneer tops only.
Solid wood edges can be specified on corner wedge tops with a wood veneer top. Edge and top will match.

Laminate tops can be specified with a flat ABS or molded urethane edge. Wood veneer tops can be specified with a flat ABS or solid wood edge.

*Legs:*
Legs are constructed using a combination of cast and extruded aluminum. Base and upper mounting plates are cast aluminum and bolted to an extruded aluminum vertical stem. Finished in a highly durable textured powder coat paint.

### Features

*Ganging tables:*
Each table is fitted with a Pixel connector on the underside of each corner. To join the tables, align the mechanisms and slide the lever along the curved path to engage.

**Trough cutout on C-Leg Only**
TAS - Center Cutout

C-Leg tables may be specified with a center trough cutout but only if no box cutouts are specified on the top.

*Maintenance:*
See pages 14.

*Note:*
Pixel tables are Greenguard certified.

*Caution:*
When moving flip top tables on casters, only push tables while the top is down. Moving tables while the top is up may cause it to tip.

# Marc Krusin
## *Pixel™ Table Series*
## *T-Leg Tables, Fixed Top*

*Designer(s):*
Marc Krusin, 2015

*Award(s):*
Best of Neocon Gold Award, 2015

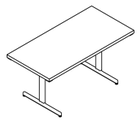

| | description | w | d | h | leg type | table wgt. (lbs) |
|---|---|---|---|---|---|---|
| | **KTXW** Work Height, Fixed Top | 60″ | 30″ | 28 3/4″ | T-Leg | 84 |
| | | 72″ | 30″ | 28 3/4″ | T-Leg | 98 |
| | | 60″ | 36″ | 28 3/4″ | T-Leg | 98 |
| | | 72″ | 36″ | 28 3/4″ | T-Leg | 114 |
| | **KTXA** Pin Set Height Adjustable, Fixed Top | 60″ | 30″ | 28 3/4 - 33 3/4″ | T-Leg | 88 |
| | | 72″ | 30″ | 28 3/4 - 33 3/4″ | T-Leg | 102 |
| | | 60″ | 36″ | 28 3/4 - 33 3/4″ | T-Leg | 101 |
| | | 72″ | 36″ | 28 3/4 - 33 3/4″ | T-Leg | 117 |
| | **KTXE** Electric Height Adjustable, Fixed top, Glides | 60″ | 36″ | 26″ - 51 1/2″ | T-Leg | 132 |
| | | 72″ | 36″ | 26″ - 51 1/2″ | T-Leg | 146 |
| | **KGANG** Pixel ganging mechanism | | | | | |

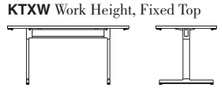

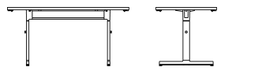

| pattern no. | laminate/ABS edge | laminate/urethane edge | veneer/wood or ABS edge |
|---|---|---|---|
| **KTXW6030-( )-( )-( )-( )-( )** | $1,792. | $1,952. | $3,394. |
| **KTXW7230-( )-( )-( )-( )-( )** | 1,879. | 2,059. | 4,003. |
| **KTXW6036-( )-( )-( )-( )-( )** | 1,835. | 2,007. | 3,543. |
| **KTXW7236-( )-( )-( )-( )-( )** | 1,976. | 2,169. | 3,998. |
| **KTXA6030-( )-( )-( )-( )-( )** | 1,922. | 2,082. | 3,591. |
| **KTXA7230-( )-( )-( )-( )-( )** | 2,099. | 2,277. | 3,772. |
| **KTXA6036-( )-( )-( )-( )-( )** | 2,102. | 2,274. | 3,782. |
| **KTXA7236-( )-( )-( )-( )-( )** | 2,242. | 2,436. | 4,234. |
| **KTXE6036-(G)-( )-( )-( )-(111T, 118T)** | 3,927. | 4,112. | 5,453. |
| **KTXE7236-(G)-( )-( )-( )-(111T, 118T)** | 4,022. | 4,228. | 5,869. |
| **KGANG** | 25. | | |

### Order Code

| | |
|---|---|
| *Example:* | **KTXA6030-C-118-300-Y-111T** |
| **KTXA6030** | 60″ x 30″ Pin Set Height Adjustable, Fixed Top |
| **C** | Locking casters |
| **111** | Bright White laminate |
| **118T** | Bright White flat edge |
| **Y** | No grommet |
| **118T** | Bright White legs |

*Specify:*

1. Pattern number
2. Locking casters or glide selection
3. Top finish selection
4. Edgeband selection
5. Cutout option
6. Leg finish

### Finishes

*Colored laminate finishes:*
Bright White, matte (suffix 118)
Folkstone, matte (suffix 114)
Black, matte (suffix 111)

*Woodgrain laminate finishes:*
Medium Cherry (suffix 124)
Natural Maple (suffix 125)
Natural Cherry (suffix 126)
Walnut (suffix 127)
Light Ash (suffix 139)
Warm Ash (suffix 140)
Whitened Ash (suffix 141)
Grey Ash (suffix 142)
Classic Oak (suffix 143)
Graphite Pear (suffix 144)
Zebra (suffix 145)

*Veneer top/edge finishes:*
American Walnut (suffix AW)
Natural Oak (suffix ON)
Fumed Oak (suffix OF)
Ebonized Oak (suffix OE)

*Molded edgeband finishes:*
Black (suffix 300)
Mink (suffix 324)
Innertone (suffix 386)
Platinum (suffix 367)
Folkstone (suffix 004)

*Flat edgeband finishes:*
Black (suffix 111T)
Mink (suffix 324T)
Innertone (suffix 386T)
Platinum (suffix 367T)
Folkstone (suffix 004T)
White (suffix 118T)

*Leg finishes:*
Jet Black (suffix 111T)
Bright White (suffix 118T) *
Medium Grey (suffix 115T)
Sterling (suffix 906T)

*Glides/Casters:*
Glides (suffix G)
Casters (suffix C)

*Note:*
Electric height tables (KTXE) are only available in Jet Black or Bright White legs with glides.

*For tables with bright white legs, the face of the casters are white and the edge is black. For all other leg finishes, casters are all black.



### Electrical

*Cutout Options: ($30 list per cutout)*
Tables may be specified with no cutouts (code Y). For single or double cutout codes, please choose your electrical module(s) then refer to the cutout matrix on page 158 for the proper cutout code.

*Note:*
Grommet cover must be ordered separately if specifying a grommet cutout. Please refer to pg. 174-175.

### Construction

*Laminate and Veneer tops:*
Constructed of particle board substrates sandwiched between laminate or wood veneer top and phenolic backer sheet bottom. Edges can be specified with a flat ABS or molded urethane edge, or solid wood for veneer tops only.
Solid wood edges can be specified on corner wedge tops with a wood veneer top. Edge and top will match.

Laminate tops can be specified with a flat ABS or molded urethane edge. Wood veneer tops can be specified with a flat ABS or solid wood edge.

*Legs:*
Legs are constructed using a combination of cast and extruded aluminum. Base and upper mounting plates are cast aluminum and bolted to an extruded aluminum vertical stem. Finished in a highly durable textured powder coat paint.

### Features

*Ganging tables:*
Each table is fitted with a Pixel connector on the underside of each corner. To join the tables, align the mechanisms and slide the lever along the curved path to engage.

*Maintenance:*
See pages 14.

*Note:*
Pixel tables are Greenguard certified.

# Marc Krusin
## *Pixel™ Table Series*
## *T-Leg Tables, Flip Top*

*Designer(s):*
Marc Krusin, 2015

*Award(s):*
Best of Neocon Gold Award, 2015

| | description | w | d | h | leg type | table wgt. (lbs) | pattern no. | laminate/ABS edge | laminate/urethane edge | veneer/wood or ABS edge |
|---|---|---|---|---|---|---|---|---|---|---|
| | **KTPW** Work Height, Flip Top, Casters | 60″ | 30″ | 28 3/4″ | T-Leg | 93 | **KTPW6030-(C)-( )-( )-( )-( )** | $2,400. | $2,561. | $4,026. |
| | | 72″ | 30″ | 28 3/4″ | T-Leg | 107 | **KTPW7230-(C)-( )-( )-( )-( )** | 2,496. | 2,676. | 4,216. |
| | | 60″ | 36″ | 28 3/4″ | T-Leg | 106 | **KTPW6036-(C)-( )-( )-( )-( )** | 2,495. | 2,669. | 4,219. |
| | | 72″ | 36″ | 28 3/4″ | T-Leg | 122 | **KTPW7236-(C)-( )-( )-( )-( )** | 2,641. | 2,837. | 4,679. |
| | **KTPA** Pin Set Height Adjustable, Flip top, Casters | 60″ | 30″ | 28 3/4 - 34″ | T-Leg | 96 | **KTPA6030-(C)-( )-( )-( )-( )** | 2,594. | 2,752. | 4,202. |
| | | 72″ | 30″ | 28 3/4 - 34″ | T-Leg | 110 | **KTPA7230-(C)-( )-( )-( )-( )** | 2,687. | 2,866. | 4,391. |
| | | 60″ | 36″ | 28 3/4 - 34″ | T-Leg | 109 | **KTPA6036-(C)-( )-( )-( )-( )** | 2,683. | 2,856. | 4,408. |
| | | 72″ | 36″ | 28 3/4 - 34″ | T-Leg | 125 | **KTPA7236-(C)-( )-( )-( )-( )** | 2,831. | 3,027. | 4,856. |
| | **KGANG** Pixel ganging mechanism | | | | | | **KGANG** | 25. | | |

### Order Code

| | |
|---|---|
| *Example:* | **KTPW6036-C-114-004T-Y-115T** |
| **KTPW6036** | 60″ x 36″ rectangle, T-Leg, Flip, Work Height, Casters |
| **C** | Locking casters |
| **114** | Folkstone laminate |
| **004T** | Folkstone flat edgeband |
| **Y** | No grommet |
| **115T** | Medium Grey legs |

*Specify:*

1. Pattern number
2. Locking caster or glide selection
3. Top finish selection
4. Edgeband selection
5. Cutout option
6. Leg finish

### Finishes

*Colored laminate finishes:*
Bright White, matte (suffix 118)
Folkstone, matte (suffix 114)
Black, matte (suffix 111)

*Woodgrain laminate finishes:*
Medium Cherry (suffix 124)
Natural Maple (suffix 125)
Natural Cherry (suffix 126)
Walnut (suffix 127)
Light Ash (suffix 139)
Warm Ash (suffix 140)
Whitened Ash (suffix 141)
Grey Ash (suffix 142)
Classic Oak (suffix 143)
Graphite Pear (suffix 144)
Zebra (suffix 145)

*Veneer top/edge finishes:*
American Walnut (suffix AW)
Natural Oak (suffix ON)
Fumed Oak (suffix OF)
Ebonized Oak (suffix OE)

*Molded edgeband finishes:*
Black (suffix 300)
Mink (suffix 324)
Innertone (suffix 386)
Platinum (suffix 367)
Folkstone (suffix 004)

*Flat edgeband finishes:*
Black (suffix 111T)
Mink (suffix 324T)
Innertone (suffix 386T)
Platinum (suffix 367T)
Folkstone (suffix 004T)
White (suffix 118T)

*Leg finishes:*
Jet Black (suffix 111T)
Bright White (suffix 118T) *
Medium Grey (suffix 115T)
Sterling (suffix 906T)

*Glides/Casters:*
Casters (suffix C)

*Note:*
Glides are not available on flip top tables.

*For tables with bright white legs, the face of the casters are white and the edge is black. For all other leg finishes, casters are all black.



### Electrical

*Cutout Options: ($30 list per cutout)*
Tables may be specified with no cutouts (code Y). For single or double cutout codes, please choose your electrical module(s) then refer to the cutout matrix on page 158 for the proper cutout code.

*Note:*
Grommet cover must be ordered separately if specifying a grommet cutout. Please refer to pg. 174-175.

### Construction

*Laminate and Veneer tops:*
Constructed of particle board substrates sandwiched between laminate or wood veneer top and phenolic backer sheet bottom. Edges can be specified with a flat ABS or molded urethane edge, or solid wood for veneer tops only.
Solid wood edges can be specified on corner wedge tops with a wood veneer top. Edge and top will match.

Laminate tops can be specified with a flat ABS or molded urethane edge. Wood veneer tops can be specified with a flat ABS or solid wood edge.

*Legs:*
Legs are constructed using a combination of cast and extruded aluminum. Base and upper mounting plates are cast aluminum and bolted to an extruded aluminum vertical stem. Finished in a highly durable textured powder coat paint.

### Features

*Ganging tables:*
Each table is fitted with a Pixel connector on the underside of each corner. To join the tables, align the mechanisms and slide the lever along the curved path to engage.

*Maintenance:*
See pages 14.

*Note:*
Pixel tables are Greenguard certified.

*Caution:*
When moving flip top tables on casters, only push tables while the top is down. Moving tables while the top is up may cause it to tip.

# Marc Krusin
## *Pixel™ Table Series*
## *Pixel™ Corner Wedge*

*Designer(s):*
Marc Krusin, 2016

| description | width | side depth |
|---|---|---|
| **KP** Corner Wedge Top | 25½″ | 18″ |
| | 34″ | 24″ |
| | 51″ | 36″ |
| | 42.5″ | 30″ |
| **KGANG** Pixel ganging mechanism | | |

| pattern no. | laminate/ABS edge | laminate/urethane edge | veneer/wood or ABS edge |
|---|---|---|---|
| **KP-18-( )-( )-( )** | $483. | $588. | $1,009. |
| **KP-24-( )-( )-( )** | 511. | 632. | 1,254. |
| **KP-36-( )-( )-( )** | 611. | 766. | 1,809. |
| **KP-30-( )-( )-( )** | 557. | 695. | 1,648. |
| **KGANG** | 25. | | |

### Order Code

| | |
|---|---|
| *Example:* | **KP-24-141-004-118T** |
| **KP-24** | Corner Wedge Top, 24″ |
| **141** | Whitened Ash laminate |
| **004** | Folkstone molded edgeband |
| **118T** | Bright white hanger |

*Specify:*

1. Pattern number
2. Top finish selection
3. Edgeband finish selection
4. Hanger finish selection

### Finishes

*Colored laminate finishes:*
Bright White, matte (suffix 118)
Folkstone, matte (suffix 114)
Black, matte (suffix 111)

*Woodgrain laminate finishes:*
Medium Cherry (suffix 124)
Natural Maple (suffix 125)
Natural Cherry (suffix 126)
Walnut (suffix 127)
Light Ash (suffix 139)
Warm Ash (suffix 140)
Whitened Ash (suffix 141)
Grey Ash (suffix 142)
Classic Oak (suffix 143)
Graphite Pear (suffix 144)
Zebra (suffix 145)

*Veneer top/edge finishes:*
American Walnut (suffix AW)
Natural Oak (suffix ON)
Fumed Oak (suffix OF)
Ebonized Oak (suffix OE)

*Molded edgeband finishes:*
Black (suffix 300)
Mink (suffix 324)
Innertone (suffix 386)
Platinum (suffix 367)
Folkstone (suffix 004)

*Flat edgeband finishes:*
Black (suffix 111T)
Mink (suffix 324T)
Innertone (suffix 386T)
Platinum (suffix 367T)
Folkstone (suffix 004T)
White (suffix 118T)

*Hanger finishes:*
Jet Black (suffix 111T)
Bright White (suffix 118T)
Medium Grey (suffix 115T)
Sterling (suffix 906T)

### Construction

*Laminate and Veneer tops:*
Constructed of particle board substrates sandwiched between laminate or wood veneer top and phenolic backer sheet bottom. Edges can be specified with a flat ABS or molded urethane edge, or solid wood for veneer tops only.
Solid wood edges can be specified on corner wedge tops with a wood veneer top. Edge and top will match.

Laminate tops can be specified with a flat ABS or solid wood edge.

*Hangers:*
Hangers are made of steel and finished in a highly durable textured powder coat paint.

**Dimensions:**
Side depth refers to edges adjacent to connecting tables.
Width refers to edge facing the user.

### Features

*Corner Wedge Top:*
The Corner Wedge Top is used to easily transition Pixel rectangular training tables into L-shape, U-shape or hollow square configurations. This top connects to the adjacent tables by powder coated steel hangers and Pixel ganging brackets. By eliminating legs in the design, the Corner Wedge allows for unencumbered leg room in the corner position.

*Maintenance:*
See pages 14.

*Note:*
Pixel tables are Greenguard certified.

### Configurations

L-Shape Configuration:

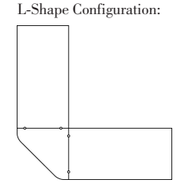

U-Shape Configuration:

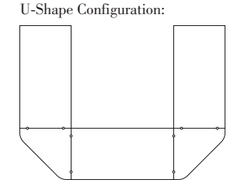

Hollow Square Configuration:

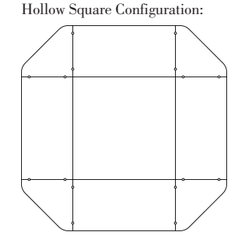

# Marc Krusin
## *Pixel™ Table Series*
## *Four Leg Tables, Fixed Top*

*Designer(s):*
Marc Krusin, 2015

*Award(s):*
Best of Neocon Gold Award, 2015

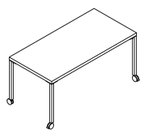

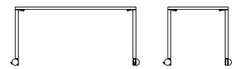

| | description | w | d | h | top | 99sort | table wgt. (lbs) |
|---|---|---|---|---|---|---|---|
| | **KFXW** Work Height, Fixed Top | 36″ | 36″ | 28¾″ | square | | 57 |
| | | 42″ | 42″ | 28¾″ | square | | 72 |
| | | 48″ | 48″ | 28¾″ | square | | 89 |
| | | 48″ | 18″ | 28¾″ | rectangle | | 43 |
| | | 60″ | 18″ | 28¾″ | rectangle | | 56 |
| | | 72″ | 18″ | 28¾″ | rectangle | | 65 |
| | | 48″ | 24″ | 28¾″ | rectangle | | 53 |
| | | 60″ | 24″ | 28¾″ | rectangle | | 62 |
| | | 72″ | 24″ | 28¾″ | rectangle | | 79 |
| | | 48″ | 30″ | 28¾″ | rectangle | | 62 |
| | | 60″ | 30″ | 28¾″ | rectangle | | 73 |
| | | 72″ | 30″ | 28¾″ | rectangle | | 85 |
| | | 48″ | 36″ | 28¾″ | rectangle | | 71 |
| | | 60″ | 36″ | 28¾″ | rectangle | | 85 |
| | | 72″ | 36″ | 28¾″ | rectangle | | 99 |

| pattern no. | laminate/ABS edge | laminate/urethane edge | veneer/wood or ABS edge |
|---|---|---|---|
| **KFXW3636-( )-( )-( )-( )** | $1,249. | $1,378. | $2,608. |
| **KFXW4242-( )-( )-( )-( )** | 1,373. | 1,523. | 2,811. |
| **KFXW4848-( )-( )-( )-( )** | 1,381. | 1,543. | 3,303. |
| **KFXW4818-( )-( )-( )-( )** | 1,207. | 1,338. | 2,388. |
| **KFXW6018-( )-( )-( )-( )** | 1,303. | 1,452. | 2,536. |
| **KFXW7218-( )-( )-( )-( )** | 1,357. | 1,522. | 2,655. |
| **KFXW4824-( )-( )-( )-( )** | 1,233. | 1,373. | 2,499. |
| **KFXW6024-( )-( )-( )-( )** | 1,275. | 1,433. | 2,652. |
| **KFXW7224-( )-( )-( )-( )** | 1,393. | 1,571. | 2,880. |
| **KFXW4830-( )-( )-( )-( )** | 1,270. | 1,421. | 2,652. |
| **KFXW6030-( )-( )-( )-( )** | 1,318. | 1,489. | 2,838. |
| **KFXW7230-( )-( )-( )-( )** | 1,363. | 1,558. | 2,986. |
| **KFXW4836-( )-( )-( )-( )** | 1,306. | 1,469. | 2,811. |
| **KFXW6036-( )-( )-( )-( )** | 1,364. | 1,547. | 2,975. |
| **KFXW7236-( )-( )-( )-( )** | 1,465. | 1,671. | 3,406. |

### Order Code

*Example:* **KFXW6030-G-141-118T-Y-118T**

| | |
|---|---|
| **KFXW6030** | 60″ x 30″ rectangle, 4-Leg, Fixed, Work Height |
| **G** | Glides |
| **141** | Whitened Ash laminate |
| **118T** | Bright White flat edgeband |
| **Y** | No grommet |
| **118T** | Bright White legs |

*Specify:*

1. Pattern number
2. Locking casters or glide selection
3. Top finish selection
4. Edgeband selection
5. Cutout option
6. Leg finish

### Finishes

*Colored laminate finishes:*
Bright White, matte (suffix 118)
Folkstone, matte (suffix 114)
Black, matte (suffix 111)

*Woodgrain laminate finishes:*
Medium Cherry (suffix 124)
Natural Maple (suffix 125)
Natural Cherry (suffix 126)
Walnut (suffix 127)
Light Ash (suffix 139)
Warm Ash (suffix 140)
Whitened Ash (suffix 141)
Grey Ash (suffix 142)
Classic Oak (suffix 143)
Graphite Pear (suffix 144)
Zebra (suffix 145)

*Veneer top/edge finishes:*
American Walnut (suffix AW)
Natural Oak (suffix ON)
Fumed Oak (suffix OF)
Ebonized Oak (suffix OE)

*Molded edgeband finishes:*
Black (suffix 300)
Mink (suffix 324)
Innertone (suffix 386)
Platinum (suffix 367)
Folkstone (suffix 004)

*Flat edgeband finishes:*
Black (suffix 111T)
Mink (suffix 324T)
Innertone (suffix 386T)
Platinum (suffix 367T)
Folkstone (suffix 004T)
White (suffix 118T)

*Leg finishes:*
Jet Black (suffix 111T)
Bright White (suffix 118T) *
Medium Grey (suffix 115T)
Sterling (suffix 906T)

*Glides/Casters:*
Glides (suffix G)
Casters (suffix C)

*For tables with bright white legs, the face of the casters are white and the edge is black. For all other leg finishes, casters are all black.



### Electrical

*Cutout Options: ($30 list per cutout)*
Tables may be specified with no cutouts (code Y). For single or double * cutout codes, please choose your electrical module(s) then refer to the cutout matrix on page 158 for the proper cutout code.

*Square tables may not have double cutout codes

*Note:*
Grommet cover must be ordered separately if specifying a grommet cutout. Please refer to pg. 174-175.

### Construction

*Laminate and Veneer tops:*
Constructed of particle board substrates sandwiched between laminate or wood veneer top and phenolic backer sheet bottom. Edges can be specified with a flat ABS or molded urethane edge, or solid wood for veneer tops only.
Solid wood edges can be specified on corner wedge tops with a wood veneer top. Edge and top will match.

Laminate tops can be specified with a flat ABS or molded urethane edge. Wood veneer tops can be specified with a flat ABS or solid wood edge.

*Legs:*
Legs are extruded aluminum and finished in a highly durable textured powder coat paint.

### Features

*Ganging tables:*
Each table is fitted with a Pixel connector on the underside of each corner. Four leg tables have the ganging mechanism incorporated into the leg casting. To join the tables, align the mechanisms and slide the lever along the curved path to engage.

*Maintenance:*
See pages 14-0.

*Note:*
Pixel tables are Greenguard certified.

# Marc Krusin
## *Pixel™ Table Series*
## *Y-Leg Tables, Fixed, Flip, and Fold Tops*

*Designer(s):*
Marc Krusin, 2015

*Award(s):*
Best of Neocon Gold Award, 2015

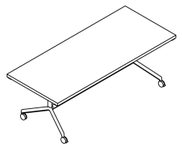

| | description | w | d | h | table wgt. (lbs) |
|---|---|---|---|---|---|
| **KYXW** | Work Height, Fixed Top | 72″ | 36″ | 28¾″ | 116 |
| | | 84″ | 36″ | 28¾″ | 131 |
| **KYPW** | Work Height, Flip Top, Casters | 72″ | 36″ | 28¾″ | 118 |
| | | 84″ | 36″ | 28¾″ | 133 |
| **KGANG** | Pixel ganging mechanism | | | | |

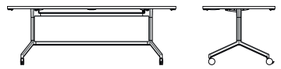

| pattern no. | laminate/ABS edge | laminate/urethane edge | veneer/wood or ABS edge |
|---|---|---|---|
| **KYXW7236-( )-( )-( )-( )-( )** | $2,074. | $2,268. | $4,086. |
| **KYXW8436-( )-( )-( )-( )-( )** | 2,219. | 2,388. | 4,594. |
| **KYPW7236-(C)-( )-( )-( )-( )** | 2,307. | 2,502. | 4,379. |
| **KYPW8436-(C)-( )-( )-( )-( )** | 2,470. | 2,650. | 4,763. |
| **KGANG** | 25. | | |

### Order Code

| | |
|---|---|
| *Example:* | **KYPW7236-C-142-367T-Y-906T** |
| **KYPW7236** | 36″ x 72″ rectangle, Y-Leg, V-Fold, Casters |
| **C** | Locking casters |
| **142** | Grey Ash laminate |
| **367T** | Platinum flat edgeband |
| **Y** | No grommet |
| **906T** | Aluminum legs |

*Specify:*

1. Pattern number
2. Locking caster or glide selection
3. Top finish selection
4. Edgeband selection
5. Cutout option
6. Leg finish

### Finishes

*Colored laminate finishes:*
Bright White, matte (suffix 118)
Folkstone, matte (suffix 114)
Black, matte (suffix 111)

*Woodgrain laminate finishes:*
Medium Cherry (suffix 124)
Natural Maple (suffix 125)
Natural Cherry (suffix 126)
Walnut (suffix 127)
Light Ash (suffix 139)
Warm Ash (suffix 140)
Whitened Ash (suffix 141)
Grey Ash (suffix 142)
Classic Oak (suffix 143)
Graphite Pear (suffix 144)
Zebra (suffix 145)

*Veneer top/edge finishes:*
American Walnut (suffix AW)
Natural Oak (suffix ON)
Fumed Oak (suffix OF)
Ebonized Oak (suffix OE)

Molded edgeband finishes:
Black (suffix 300)
Mink (suffix 324)
Innertone (suffix 386)
Platinum (suffix 367)
Folkstone (suffix 004)

*Flat edgeband finishes:*
Black (suffix 111T)
Mink (suffix 324T)
Innertone (suffix 386T)
Platinum (suffix 367T)
Folkstone (suffix 004T)
White (suffix 118T)

*Leg finishes:*
Black (suffix 111T)
Bright White (suffix 118T) *
Medium Grey (suffix 115T)
Sterling (suffix 906T)

*Glides/Casters:*
Glides (suffix G)
Casters (suffix C)

*Note:*
Glides are not available on flip top and V-Fold tables.

*For tables with bright white legs, the face of the casters are white and the edge is black. For all other leg finishes, casters are all black.



### Electrical

*Cutout Options: ($30 list per cutout)*
Tables may be specified with no cutouts (code Y). For single or double cutout codes, please choose your electrical module(s) then refer to the cutout matrix on page 158 for the proper cutout code.

*Note:*
V-Fold tables can only be specified with a center-center cutout which will be located at the center of each table top panel.

Grommet cover must be ordered separately if specifying a grommet cutout. Please refer to pg. 174-175.

### Construction

*Laminate and Veneer tops:*
Constructed of particle board substrates sandwiched between laminate or wood veneer top and phenolic backer sheet bottom. Edges can be specified with a flat ABS or molded urethane edge, or solid wood for veneer tops only.
Solid wood edges can be specified on corner wedge tops with a wood veneer top. Edge and top will match.

Laminate tops can be specified with a flat ABS or molded urethane edge. Wood veneer tops can be specified with a flat ABS or solid wood edge.

*Legs:*
Legs are constructed using a combination of cast and extruded aluminum. Base and upper mounting plates are cast aluminum and bolted to an extruded aluminum vertical stem. Finished in a highly durable textured powder coat paint.

### Features

*Ganging tables:*
Each table is fitted with a Pixel connector on the underside of each corner. To join the tables, align the mechanisms and slide the lever along the curved path to engage.

*Maintenance:*
See pages 14.

*Note:*
Pixel tables are Greenguard certified.

*Caution:*
When moving flip top tables on casters, only push tables while the top is down. Moving tables while the top is up may cause it to tip.

# Marc Krusin
## *Pixel™ Table Series*
## *Column Leg Tables*

*Designer(s):*
Marc Krusin, 2015

*Award(s):*
Best of Neocon Gold Award, 2015

| | description | width | depth | height | top | table wgt. (lbs) | pattern no. | laminate/urethane edge | veneer/wood edge |
|---|---|---|---|---|---|---|---|---|---|
| | **KBXW** Work Height, Fixed Top, Knife Edge | 36″ | | 28 3/4″ | round | 48 | **KBXW36D-(G)-( )-( )-( )-( )** | $1,275. | $3,183. |
| | **KBXL** Lounge Height, Fixed Top, Knife Edge | 36″ | | 23 1/2″ | round | 47 | **KBXL36D-(G)-( )-( )-( )-( )** | 1,259. | 3,173. |
| | **KBXC** Counter Height, Fixed Top, Knife Edge | 36″ | | 36″ | round | 49 | **KBXC36D-(G)-( )-( )-( )-( )** | 1,288. | 3,194. |
| | **KBXB** Bar Height, Fixed Top, Knife Edge | 36″ | | 42″ | round | 50 | **KBXB36D-(G)-( )-( )-( )-( )** | 1,302. | 3,207. |
| | **KBXW** Work Height, Fixed Top, Knife Edge | 30″ | 30″ | 28 3/4″ | square | 45 | **KBXW3030-(G)-( )-( )-( )-( )** | 1,227. | 3,019. |
| | **KBXL** Lounge Height, Fixed Top, Knife Edge | 30″ | 30″ | 23 1/2″ | square | 44 | **KBXL3030-(G)-( )-( )-( )-( )** | 1,213. | 3,008. |
| | **KBXC** Counter Height, Fixed Top, Knife Edge | 30″ | 30″ | 36″ | square | 46 | **KBXC3030-(G)-( )-( )-( )-( )** | 1,239. | 3,029. |
| | **KBXB** Bar Height, Fixed Top, Knife Edge | 30″ | 30″ | 42″ | square | 46 | **KBXB3030-(G)-( )-( )-( )-( )** | 1,255. | 3,046. |

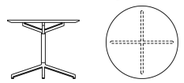

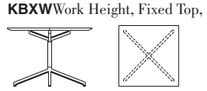

### Order Code

| *Example:* | **KBXB36D-G-111-300-Y-111T** |
|---|---|
| **KBXB36D** | 36″ diameter, round, counter height |
| **G** | Glides |
| **111** | Black laminate |
| **300** | Black molded edgeband |
| **Y** | No grommet |
| **111T** | Jet Black legs |

*Specify:*

1. Pattern number
2. Glide selection
3. Top finish selection
4. Edgeband selection
5. Cutout option
6. Leg finish

### Finishes

*Colored laminate finishes:*
Bright White, matte (suffix 118)
Folkstone, matte (suffix 114)
Black, matte (suffix 111)

*Woodgrain laminate finishes:*
Medium Cherry (suffix 124)
Natural Maple (suffix 125)
Natural Cherry (suffix 126)
Walnut (suffix 127)
Light Ash (suffix 139)
Warm Ash (suffix 140)
Whitened Ash (suffix 141)
Grey Ash (suffix 142)
Classic Oak (suffix 143)
Graphite Pear (suffix 144)
Zebra (suffix 145)

*Veneer top/edge finishes:*
American Walnut (suffix AW)
Natural Oak (suffix ON)
Fumed Oak (suffix OF)
Ebonized Oak (suffix OE)

*Molded edgeband finishes:*
Black (suffix 300)
Mink (suffix 324)
Innertone (suffix 386)
Platinum (suffix 367)
Folkstone (suffix 004)

*Leg finishes:*
Jet Black (suffix 111T)
Bright White (suffix 118T)
Medium Grey (suffix 115T)
Sterling (suffix 906T)

*Glides:*
Glides (suffix G)



### Electrical

*Cutout Options: ($30 list per cutout)*
Tables may be specified with zero or one round grommet. Please refer to page 158 for the proper cutout code.

*Note:*
Column base tables can only accommodate the KE1, KE2, and KE3 electrical modules.

Grommet cover must be ordered separately if specifying a grommet cutout. Please refer to pg. 174-175.

### Construction

*Laminate and Veneer tops:*
Constructed of an MDF core sandwiched between laminate or wood veneer top and phenolic backer sheet bottom.
Reverse knife edge is only available in a molded urethane edge and a solid wood edge. ABS flat edge is not available.

*Legs:*
Legs are extruded aluminum and finished in a highly durable textured powder coat paint.

# Marc Krusin
## *Pixel™ Storage Units*
## *Pedestal*

*Designer(s):*
Marc Krusin, 2015

| | description | w | d | h | top thickness | weight |
|---|---|---|---|---|---|---|
| | **KS-31** Pedestal with two drawers | 18″ | 18″ | 26″ | ½″ | |

| pattern no. | laminate top / ABS edge / Painted case | Veneer top / Veneer edge / Veneer case |
|---|---|---|
| **KS-31-(G,C)-( )-( )-( )-( )** | $2,852. | $2,971. |

### Order Code

| *Example:* | **KS-31-C-118-118T-118T-118T** |
|---|---|
| **KS-31** | Pixel Pedestal |
| **C** | locking casters |
| **118** | Bright White laminate top |
| **118T** | Bright White ABS edge |
| **118T** | Bright White painted case |
| **118T** | Bright White legs |

*Specify:*

1. Pattern number
2. Locking caster or glide selection
3. Top finish selection
4. ABS edge selection
5. Case finish selection
6. Leg finish

### Finishes

*Colored laminate finishes:*
Bright White, matte (suffix 118)
Folkstone, matte (suffix 114)
Black, matte (suffix 111)

*Woodgrain laminate finishes:*
Medium Cherry (suffix 124)
Natural Maple (suffix 125)
Natural Cherry (suffix 126)
Walnut (suffix 127)
Light Ash (suffix 139)
Warm Ash (suffix 140)
Whitened Ash (suffix 141)
Grey Ash (suffix 142)
Classic Oak (suffix 143)
Graphite Pear (suffix 144)
Zebra (suffix 145)

*Veneer top/Veneer edge/Veneer case finishes:*
American Walnut (suffix AW)
Natural Oak (suffix ON)
Fumed Oak (suffix OF)
Ebonized Oak (suffix OE)

*Painted case finishes:*
Bright White (suffix 118T)
Jet Black (suffix 111T)

Flat edgeband finishes:
Black (suffix 111T)
Mink (suffix 324T)
Innertone (suffix 386T)
Platinum (suffix 367T)
Folkstone (suffix 004T)
White (suffix 118T)

*Leg finishes:*
Black (suffix 111T)
Bright White (suffix 118T)
Medium Grey (suffix 115T)
Aluminum (suffix 906T)

*Glides/Casters:*
Glides (suffix G)
Casters (suffix C) *

*Casters are always black

### Construction

*Case:*
¾″ MDF with mitered corners for seamless edges. Case is constructed using dowel joints for added durability. Wood veneer applied on surface of each side or finished in a wet coat paint.

*Drawers:*
Body of drawer is veneer wrapped, mitered, and glued ½″ particle board. Drawer front is ¾″ particle board with wood veneer applied on surface of each side or finished in a textured wet paint. The drawer features a faux double drawer facade which is delineated with a horizontal ⅛″ groove painted or stained to match the case finish.

*Laminate and Veneer tops:*
Constructed of particle board wrapped in laminate or wood veneer. Edges can only be specified with a flat ABS edge for laminate tops, and solid wood for veneer tops.

*Note:*
There is a ⅛″ reveal between the top of the case and the bottom of the pedestal top.

*Legs:*
Legs are constructed using a combination of extruded aluminum and a machined aluminum sheet metal plate. Upper mounting plates are aluminum and bolted to an extruded aluminum vertical stem. Finished in a highly durable textured powder coat paint.

*Maintenance:*
See pages 14.

*Interior configuration:*
KS-31

# Marc Krusin
## *Pixel™ Storage Units*
## *Consoles*

*Designer(s):*
Marc Krusin, 2015

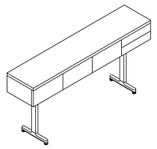

| | description | w | d | h | top thickness | weight |
|---|---|---|---|---|---|---|
| | **KS-21L** Console with two drawer interior with interior divider (left). False front facade shows three drawers (right) and a split double pencil drawer (left) 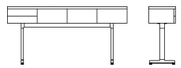 | 60″ | 14 3/4″ | 28 3/4″ | 1 1/8″ | |
| | **KS-21R** Console with two drawer interior with interior divider (right). False front facade shows three drawers (left) and a split double pencil drawer (right) 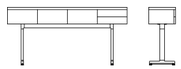 | 60″ | 14 3/4″ | 28 3/4″ | 1 1/8″ | |

| pattern no. | laminate top / ABS edge / Painted case | Veneer top / Veneer edge / Veneer case |
|---|---|---|
| **KS-21L-(G)-( )-( )-( )-( )** | $6,428. | $7,020. |
| **KS-21R-(G)-( )-( )-( )-( )** | 6,428. | 7,020. |

### Order Code

| *Example:* | **KS-21R-G-AW-AW-AW-111T** |
|---|---|
| **KS-21R** | Pixel Console, split double pencil drawer (right) |
| **G** | Glides |
| **118** | American Walnut veneer top |
| **118T** | American Walnut edge |
| **118T** | American Walnut case |
| **118T** | Jet Black legs |

*Specify:*

1. Pattern number
2. Glide selection
3. Top finish selection
4. ABS edge selection
5. Case finish selection
6. Leg finish

### Finishes

*Colored laminate finishes:*
Bright White, matte (suffix 118)
Folkstone, matte (suffix 114)
Black, matte (suffix 111)

*Woodgrain laminate finishes:*
Medium Cherry (suffix 124)
Natural Maple (suffix 125)
Natural Cherry (suffix 126)
Walnut (suffix 127)
Light Ash (suffix 139)
Warm Ash (suffix 140)
Whitened Ash (suffix 141)
Grey Ash (suffix 142)
Classic Oak (suffix 143)
Graphite Pear (suffix 144)
Zebra (suffix 145)

*Veneer top/Veneer edge/Veneer case finishes:*
American Walnut (suffix AW)
Natural Oak (suffix ON)
Fumed Oak (suffix OF)
Ebonized Oak (suffix OE)

*Painted case finishes:*
Bright White (suffix 118T)
Jet Black (suffix 111T)

Flat edgeband finishes:
Black (suffix 111T)
Mink (suffix 324T)
Innertone (suffix 386T)
Platinum (suffix 367T)
Folkstone (suffix 004T)
White (suffix 118T)

*Leg finishes:*
Black (suffix 111T)
Bright White (suffix 118T)
Medium Grey (suffix 115T)
Aluminum (suffix 906T)

*Glides/Casters:*
Glides (suffix G)

### Construction

*Case:*
3/4″ MDF with mitered corners for seamless edges. Case is constructed using dowel joints for added durability. Wood veneer applied on surface of each side or finished in a wet coat paint.

*Drawers:*
Body of drawers are veneer wrapped, mitered, and glued 1/2″ particle board. Drawer fronts are 3/4″ particle board with laminate or wood veneer applied on surface of each side or finished in a textured wet paint. The consoles feature false front facades that show three drawers and a split double pencil drawer (left or right). These are delineated with 1/8″ grooves, painted or stained to match the case finish.

Laminate and Veneer tops:
Constructed of particle board wrapped in laminate or wood veneer. Edges can only be specified with a flat ABS edge for laminate tops, and solid wood for veneer tops.

*Note:*
There is a 1/8″ reveal between the top of the case and the bottom of the console top.

*Legs:*
Legs are constructed using a combination of cast and extruded aluminum. Upper mounting plates are cast aluminum and bolted to extruded aluminum legs and horizontal crossbars. Finished in a highly durable textured powder coat paint.

*Maintenance:*
See pages 14.

*Interior configurations:*

KS-21L

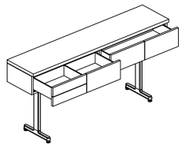

KS-21R

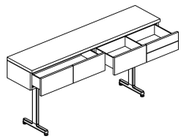

# Marc Krusin
## *Pixel™ Storage Units*
## *Two Position Credenzas*

*Designer(s):*
Marc Krusin, 2015

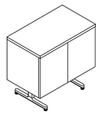

| | description | w | d | h | top thickness | weight | pattern no. | laminate top / ABS edge / Painted case | Veneer top / Veneer edge / Veneer case |
|---|---|---|---|---|---|---|---|---|---|
| | **KS-01** Two position credenza. Two doors, with center divide and two adjustable interior shelves 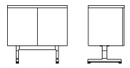 | 30″ | 18″ | 28 3/4″ | 1 1/8″ | | **KS-01-(G)-( )-( )-( )-( )** | $4,599. | $4,896. |
| | **KS-02L** Two position credenza. Single door (right) with interior shelf. Drawer and box file (left) 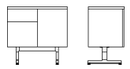 | 30″ | 18″ | 28 3/4″ | 1 1/8″ | | **KS-02L-(G)-( )-( )-( )-( )** | 5,241. | 5,718. |
| | **KS-02R** Two position credenza. Single door (left) with interior shelf. Drawer and box file (right) 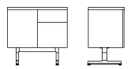 | 30″ | 18″ | 28 3/4″ | 1 1/8″ | | **KS-02R-(G)-( )-( )-( )-( )** | 5,241. | 5,718. |

### Order Code

| *Example:* | **KS-01-G-141-004T-118T-118T** |
|---|---|
| **KS-01** | Pixel Two Position Credenza, two doors |
| **G** | Glides |
| **141** | Whitened Ash laminate top |
| **004T** | Folkstone ABS edge |
| **118T** | Bright White painted case |
| **118T** | Bright White legs |

*Specify:*

1. Pattern number
2. Glide selection
3. Top finish selection
4. ABS edge selection
5. Case finish selection
6. Leg finish

### Finishes

*Colored laminate finishes:*
Bright White, matte (suffix 118)
Folkstone, matte (suffix 114)
Black, matte (suffix 111)

*Woodgrain laminate finishes:*
Medium Cherry (suffix 124)
Natural Maple (suffix 125)
Natural Cherry (suffix 126)
Walnut (suffix 127)
Light Ash (suffix 139)
Warm Ash (suffix 140)
Whitened Ash (suffix 141)
Grey Ash (suffix 142)
Classic Oak (suffix 143)
Graphite Pear (suffix 144)
Zebra (suffix 145)

*Veneer top/Veneer edge/Veneer case finishes:*
American Walnut (suffix AW)
Natural Oak (suffix ON)
Fumed Oak (suffix OF)
Ebonized Oak (suffix OE)

*Painted case finishes:*
Bright White (suffix 118T)
Jet Black (suffix 111T)

*Flat edgeband finishes:*
Black (suffix 111T)
Mink (suffix 324T)
Innertone (suffix 386T)
Platinum (suffix 367T)
Folkstone (suffix 004T)
White (suffix 118T)

*Leg finishes:*
Black (suffix 111T)
Bright White (suffix 118T)
Medium Grey (suffix 115T)
Aluminum (suffix 906T)

*Glides/Casters:*
Glides (suffix G)

### Construction

*Case:*
3/4″ MDF with mitered corners for seamless edges. Case is constructed using dowel joints for added durability. Wood veneer applied on surface of each side or finished in a wet coat paint.

*Drawers and box files:*
Body of drawer and box files are veneer wrapped, mitered, and glued 1/2″ particle board. Drawer and box file fronts and cabinet doors are 3/4″ particle board with wood veneer applied on surface of each side or finished in a textured wet paint.



Laminate and Veneer tops:
Constructed of particle board wrapped in laminate or wood veneer. Edges can only be specified with a flat ABS edge for laminate tops, and solid wood for veneer tops.

*Note:*
There is a 1/8″ reveal between the top of the case and the bottom of the pedestal top.

*Legs:*
Legs are constructed using a combination of cast and extruded aluminum. Upper mounting plates are cast aluminum and bolted to extruded aluminum legs and horizontal crossbars. Finished in a highly durable textured powder coat paint.

*Maintenance:*
See pages 14.

*Interior configurations:*

KS-01

Two front doors removed to show interior with adjustable shelves.

KS-02L

Right door removed to show interior with adjustable shelf. Left side features a drawer above a box file.

KS-02R

Left door removed to show interior with adjustable shelf. Right side features a drawer above a box file.

# Marc Krusin
## *Pixel™ Storage Units*
## *Four Position Credenzas*

*Designer(s):*
Marc Krusin, 2015

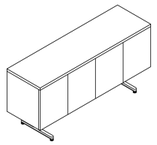

| | description | w | d | h | top thickness | weight |
|---|---|---|---|---|---|---|
| | **KS-11L** Four position credenza. Four doors, left door set divided, right door set open, interior adjustable shelves 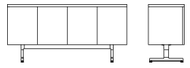 | 60″ | 18″ | 28 3/4″ | 1 1/8″ | |
| | **KS-11R** Four position credenza. Four doors, right door set divided, left door set open, interior adjustable shelves 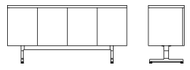 | 60″ | 18″ | 28 3/4″ | 1 1/8″ | |

| pattern no. | laminate top / ABS edge / Painted case | Veneer top / Veneer edge / Veneer case |
|---|---|---|
| **KS-11L-(G)-( )-( )-( )-( )** | $7,014. | $7,658. |
| **KS-11R-(G)-( )-( )-( )-( )** | 7,014. | 7,658. |

### Order Code

| *Example:* | **KS-12R-G-OF-386T-111T-115T** |
|---|---|
| **KS-12R** | Pixel Four Position Credenza, two doors, two drawers and box files |
| **G** | Glides |
| **OF** | Fumed Oak veneer top |
| **386T** | Innertone ABS edge |
| **111T** | Jet Black painted case |
| **115T** | Medium Grey legs |

*Specify:*

1. Pattern number
2. Glide selection
3. Top finish selection
4. ABS edge selection
5. Case finish selection
6. Leg finish

### Finishes

*Colored laminate finishes:*
Bright White, matte (suffix 118)
Folkstone, matte (suffix 114)
Black, matte (suffix 111)

*Woodgrain laminate finishes:*
Medium Cherry (suffix 124)
Natural Maple (suffix 125)
Natural Cherry (suffix 126)
Walnut (suffix 127)
Light Ash (suffix 139)
Warm Ash (suffix 140)
Whitened Ash (suffix 141)
Grey Ash (suffix 142)
Classic Oak (suffix 143)
Graphite Pear (suffix 144)
Zebra (suffix 145)

*Veneer top/Veneer edge/Veneer case finishes:*
American Walnut (suffix AW)
Natural Oak (suffix ON)
Fumed Oak (suffix OF)
Ebonized Oak (suffix OE)

*Painted case finishes:*
Bright White (suffix 118T)
Jet Black (suffix 111T)

*Flat edgeband finishes:*
Black (suffix 111T)
Mink (suffix 324T)
Innertone (suffix 386T)
Platinum (suffix 367T)
Folkstone (suffix 004T)
White (suffix 118T)

*Leg finishes:*
Black (suffix 111T)
Bright White (suffix 118T)
Medium Grey (suffix 115T)
Aluminum (suffix 906T)

*Glides/Casters:*
Glides (suffix G)

### Construction

*Case:*
3/4″ MDF with mitered corners for seamless edges. Case is constructed using dowel joints for added durability. Wood veneer applied on surface of each side or finished in a wet coat paint.

*Drawers and box files:*
Body of drawers and box files are veneer wrapped, mitered, and glued 1/2″ partical board. Drawer and box file fronts and cabinet doors are 3/4″ particle board with wood veneer applied on surface of each side or finished in a textured wet paint.



Laminate and Veneer tops:
Constructed of particle board wrapped in laminate or wood veneer. Edges can only be specified with a flat ABS edge for laminate tops, and solid wood for veneer tops.

*Note:*
There is a 1/8″ reveal between the top of the case and the bottom of the pedestal top.

*Legs:*
Legs are constructed using a combination of cast and extruded aluminum. Upper mounting plates are cast aluminum and bolted to extruded aluminum legs and horizontal crossbars. Finished in a highly durable textured powder coat paint.

*Maintenance:*
See pages 14.

*Interior configurations:*

KS-11L

Four doors removed to show interior adjustable shelves.

KS-11R

Four doors removed to show interior adjustable shelves.

# Marc Krusin
## *Pixel™ Storage Units*
## *Four Position Credenzas*

*Designer(s):*
Marc Krusin, 2015

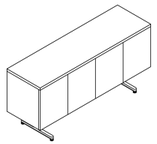

| | description | w | d | h | top thickness | weight |
|---|---|---|---|---|---|---|
| | **KS-12L** Four position credenza. Two doors with center divide and interior adjustable shelves (right), two box files (left) 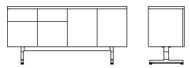 | 60″ | 18″ | 28¾″ | 1⅛″ | |
| | **KS-12R** Four position credenza. Two doors with center divide and interior adjustable shelves (left), two box files (right) 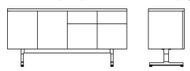 | 60″ | 18″ | 28¾″ | 1⅛″ | |
| | **KS-13L** Residential - Four position credenza. Two doors with center divide and interior adjustable shelves (right), three drawers (left) 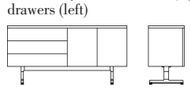 | 60″ | 18″ | 28¾″ | ½″ | |
| | **KS-13R** Residential - Four position credenza. Two doors with center divide and interior adjustable shelves (left), three drawers (right) 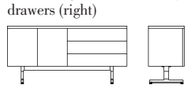 | 60″ | 18″ | 28¾″ | ½″ | |

| pattern no. | laminate top / ABS edge / Painted case | Veneer top / Veneer edge / Veneer case |
|---|---|---|
| **KS-12L-(G)-( )-( )-( )-( )** | $8,444. | $9,216. |
| **KS-12R-(G)-( )-( )-( )-( )** | 8,444. | 9,216. |
| **KS-13L-(G)-( )-( )-( )-( )** | 8,414. | 9,180. |
| **KS-13R-(G)-( )-( )-( )-( )** | 8,414. | 9,180. |

### Order Code

| *Example:* | **KS-12R-G-OF-386T-111T-115T** |
|---|---|
| **KS-12R** | Pixel Four Position Credenza, two doors, two drawers and box files |
| **G** | Glides |
| **OF** | Fumed Oak veneer top |
| **386T** | Innertone ABS edge |
| **111T** | Jet Black painted case |
| **115T** | Medium Grey legs |

*Specify:*

1. Pattern number
2. Glide selection
3. Top finish selection
4. ABS edge selection
5. Case finish selection
6. Leg finish

### Finishes

*Colored laminate finishes:*
Bright White, matte (suffix 118)
Folkstone, matte (suffix 114)
Black, matte (suffix 111)

*Woodgrain laminate finishes:*
Medium Cherry (suffix 124)
Natural Maple (suffix 125)
Natural Cherry (suffix 126)
Walnut (suffix 127)
Light Ash (suffix 139)
Warm Ash (suffix 140)
Whitened Ash (suffix 141)
Grey Ash (suffix 142)
Classic Oak (suffix 143)
Graphite Pear (suffix 144)
Zebra (suffix 145)

*Veneer top/Veneer edge/Veneer case finishes:*
American Walnut (suffix AW)
Natural Oak (suffix ON)
Fumed Oak (suffix OF)
Ebonized Oak (suffix OE)

*Flat edgeband finishes:*
Black (suffix 111T)
Mink (suffix 324T)
Innertone (suffix 386T)
Platinum (suffix 367T)
Folkstone (suffix 004T)
White (suffix 118T)

*Leg finishes:*
Black (suffix 111T)
Bright White (suffix 118T)
Medium Grey (suffix 115T)
Aluminum (suffix 906T)

*Glides/Casters:*
Glides (suffix G)

### Construction

*Case:*
¾″ MDF with mitered corners for seamless edges. Case is constructed using dowel joints for added durability. Wood veneer applied on surface of each side or finished in a wet coat paint.

*Drawers and box files:*
Body of drawers and box files are veneer wrapped, mitered, and glued ½″ particle board.Drawer and box file fronts and cabinet doors are ¾″ particle board with wood veneer applied on surface of each side or finished in a textured wet paint.



Laminate and Veneer tops:
Constructed of particle board wrapped in laminate or wood veneer. Edges can only be specified with a flat ABS edge for laminate tops, and solid wood for veneer tops.

*Note:*
There is a ⅛″ reveal between the top of the case and the bottom of the pedestal top.

*Legs:*
Legs are constructed using a combination of cast and extruded aluminum. Upper mounting plates are cast aluminum and bolted to extruded aluminum legs and horizontal crossbars. Finished in a highly durable textured powder coat paint.

*Maintenance:*
See pages 14.

*Interior configurations:*

KS-12L

Two right doors removed to show interior adjustable shelves. Left side feature two drawers above two box files.

KS-12R

Two left doors removed to show interior adjustable shelves. Right side feature two drawers above two box files.

KS-13L

Two right doors removed to show interior adjustable shelves. Left side features three drawers.

KS-13R

Two left doors removed to show interior adjustable shelves. Right side features three drawers.

# Marc Krusin
## *Pixel™ Electrical*
## *Round Grommet, KE1, KE2, KE3*

*Designer(s):*
Marc Krusin, 2015

| description | type | power cord | pattern no. | . |
|---|---|---|---|---|
| **KERG** Round grommet | Round Grommet | n/a | **KERG-( )** | $26. |
| **KE1** Two receptacle module | 1 Power, 1 USB | 48″ Cordset | **KE1101C48-( )** | 347. |
| | 1 Power, 1 USB | 72″ Cordset | **KE1101C72-( )** | 347. |
| | 1 Power, 1 USB | 120″ Cordset | **KE1101C120-( )** | 347. |
| | 2 Power | 48″ Cordset | **KE1200C48-( )** | 243. |
| | 2 Power | 72″ Cordset | **KE1200C72-( )** | 243. |
| | 2 Power | 120″ Cordset | **KE1200C120-( )** | 243. |
| **KE2** Three receptacle module | 2 Power, 1 USB | 48″ Cordset | **KE2201C48-( )** | 353. |
| | 2 Power, 1 USB | 72″ Cordset | **KE2201C72-( )** | 353. |
| | 3 Power | 48″ Cordset | **KE2300C48-( )** | 253. |
| | 3 Power | 72″ Cordset | **KE2300C72-( )** | 253. |
| **KE3** Four receptacle module | 2 Power, 2 USB | 48″ Cordset | **KE3202C48-( )** | 559. |
| | 2 Power, 2 USB | 72″ Cordset | **KE3202C72-( )** | 559. |
| | 4 Power, 1 USB | 48″ Cordset | **KE3400C48-( )** | 391. |
| | 4 Power, 1 USB | 72″ Cordset | **KE3400C72-( )** | 391. |

### Order Code

| *Example:* | **KE1200C72-BK** |
|---|---|
| **KE1** | KE1 Electrical Module |
| **200** | 2 Power |
| **C72** | 72″ Cordset |
| **BK** | Black finish |

*Specify:*

1. Pattern number
2. Case Finish

### Ordering Information

*Case and Receptacle Finishes:*

Black case with Black receptacles (suffix BK)
White case with White receptables (suffix WH)

*Round Grommet Finishes:*
Jet Black (suffix 111T)
Bright White (suffix 118T)
Medium Grey (suffix 115T)
Sterling (suffix 906T)

Cutout Codes:
Please refer to the Grommet and Electrical Module Cutout Matrix on page 158 for table compatibility and cutout codes.

### Construction

*Description:*
KERG: Die-cast aluminum with powder coat matte paint finish.
KE1: Die-cast aluminum and plastic with powder coat matte paint finish.
KE2: Plastic construction with a soft-touch finish.
KE3: Plastic construction with integral gloss finish.

### Electrical

*USB:*

The standard USB option that is included in the KE1, KE2, and KE3 modules will have (2) USB jacks per position. For example a KE1101C72 module includes (1) Power and (1) USB but would actually have (1) Power and (2) USB jacks.

Standard USB: 1Amp

Note:
Additional data and power configurations can be requested through Custom Product Development.

# Marc Krusin
## *Pixel™ Electrical*
## *KE4, KE5, KE7, KE8*

*Designer(s):*
Marc Krusin, 2015

| | description | type | power cord | pattern no. | . |
|---|---|---|---|---|---|
| | **KE4** Four receptacle module | 4 Power | 48″ Cordset | **KE4400C48-( )** | $454. |
| | | 4 Power | 72″ Cordset | **KE4400C72-( )** | 454. |
| | | 3 Power, 1 USB | 48″ Cordset | **KE4301C48-( )** | 501. |
| | | 3 Power, 1 USB | 72″ Cordset | **KE4301C72-( )** | 501. |
| | | 2 Power, 2 USB | 72″ Hardwire | **KE4202H(L,R)-( )** | 542. |
| | | 3 Power, 1 USB | 48″ Pixel Link | **KE4301L48-( )** | 565. |
| | | 3 Power, 1 USB | 60″ Pixel Link | **KE4301L60-( )** | 568. |
| | | 3 Power, 1 USB | 72″ Hardwire | **KE4301H(L,R)-( )** | 570. |
| | | 2 Power, 2 USB | 48″ Cordset | **KE4202C48-( )** | 593. |
| | | 2 Power, 2 USB | 72″ Cordset | **KE4202C72-( )** | 593. |
| | | 2 Power, 2 USB | 48″ Pixel Link | **KE4202L48-( )** | 699. |
| | | 2 Power, 2 USB | 60″ Pixel Link | **KE4202L60-( )** | 701. |
| | **KE5** Four receptacle module | 3 Power, 1 High Speed USB | 48″ Cordset | **KE5301C48-( )** | 623. |
| | | 3 Power, 1 High Speed USB | 72″ Cordset | **KE5301C72-( )** | 623. |
| | | 4 Power | 48″ Cordset | **KE5400C48-( )** | 638. |
| | | 4 Power | 72″ Cordset | **KE5400C72-( )** | 638. |
| | | 3 Power, 1 High Speed USB | 48″ Pixel Link | **KE5301L48-( )** | 651. |
| | | 3 Power, 1 High Speed USB | 60″ Pixel Link | **KE5301L60-( )** | 653. |
| | | 3 Power, 1 High Speed USB | 72″ Hardwire | **KE5301H(L,R)-( )** | 695. |
| | | 2 Power, 2 High Speed USB | 48″ Cordset | **KE5202C48-( )** | 723. |
| | | 2 Power, 2 High Speed USB | 72″ Cordset | **KE5202C72-( )** | 723. |
| | | 2 Power, 2 High Speed USB | 48″ Pixel Link | **KE5202L48-( )** | 752. |
| | | 2 Power, 2 High Speed USB | 60″ Pixel Link | **KE5202L60-( )** | 754. |
| | | 2 Power, 2 High Speed USB | 72″ Hardwire | **KE5202H(L,R)-( )** | 794. |
| | **KE7** Four receptacle module with clamp mount | 3 Power, 1 High Speed USB | 72″ Cordset | **KE7301C72-( )** | 623. |
| | | 4 Power | 72″ Cordset | **KE7400C72-( )** | 639. |
| | | 2 Power, 2 High Speed USB | 72″ Cordset | **KE7202C72-( )** | 723. |
| | **KE8** Three receptacle module | 3 Power | 48″ Cordset | **KE8300C48-( )** | 483. |
| | | 3 Power | 72″ Cordset | **KE8300C72-( )** | 483. |
| | | 3 Power | 48″ Pixel Link | **KE8300L48-( )** | 512. |
| | | 3 Power | 60″ Pixel Link | **KE8300L60-( )** | 514. |
| | | 3 Power | 72″ Hardwire | **KE8300H(L,R)-( )** | 555. |
| | | 2 Power, 1 High Speed USB | 48″ Cordset | **KE8201C48-( )** | 595. |
| | | 2 Power, 1 High Speed USB | 72″ Cordset | **KE8201C72-( )** | 595. |
| | | 2 Power, 1 High Speed USB | 48″ Pixel Link | **KE8201L48-( )** | 625. |
| | | 2 Power, 1 High Speed USB | 60″ Pixel Link | **KE8201L60-( )** | 627. |
| | | 2 Power, 1 High Speed USB | 72″ Hardwire | **KE8201H(L,R)-( )** | 667. |

### Order Code

| *Example:* | **KE8300L60-BK** |
|---|---|
| **KE8** | KE8 Electrical Module |
| **300** | 3 Power |
| **L60** | 60″ Pixel Link |
| **BK** | Black finish |

*Specify:*

1. Pattern number
2. Case Finish

### Ordering Information

*Case and Receptacle Finishes:*

Black case with Black receptacles (suffix BK)
White case with White receptacles (suffix WH)

Cutout Codes:
Please refer to the Grommet and Electrical Module Cutout Matrix on page 158for table compatibility and cutout codes.

*Note:*
Power Modules with a Pixel Link require a Starter Box. 72″ wide tables require a jumper cable. Please refer to page 192 of the price list for Pixel Link Starter Boxes and Cables.

### Pixel Link

Pixel Link is a non-sequential power system that allows users to "daisy chain" multiple power centers together. **Please specify a Starter Box (KLSC) if using the Pixel Link system.** Pixel Link's "brain" allows users to connect up to 8 power/data centers off of one infeed. The smart LED indicators built into the Starter Box will illuminate green when you're connected and ready to plug in. A red light means that you've linked too many units.

### Construction

*Description:*
KE4: Die-cast aluminum with powder coat matte paint finish.
KE5: Aluminum case with powder coat matte paint finish.
KE7: Aluminum case with powder coat matte paint finish. *
KE8: Aluminum case with powder coat matte paint finish.

*KE7 Electrical Module is compatible with flat edge tops only. This mount will not work with knife edge tables.

### Electrical

*USB:*

The standard USB option that is included in the KE4 module will have (2) USB jacks per position. For example a KE4202C72 module includes (2) Power and (2) USB but will actually have (2) Power and (4) USB jacks.

The High Speed USB option that is included in the KE5, KE7, and KE8 modules will only have (1) USB jack per position. For example a KE5202C72 module includes (2) Power and (2) High Speed USB and will have (2) Power and (2) High Speed USB jacks.

Standard USB: 1 Amp
High Speed USB: 2.1 Amps

Note:
Additional data and power configurations can be requested through Custom Product Development.

# Marc Krusin
## *Pixel™ Electrical*
## *KE6: C-Leg Trough Only*

*Designer(s):*
Marc Krusin, 2015

| description | type | power cord |
|---|---|---|
| **KE6** Four receptacle module 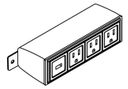 | 3 Power, 1 High Speed USB | 48″ Cordset |
| | 3 Power, 1 High Speed USB | 72″ Cordset |
| | 3 Power, 1 High Speed USB | 48″ Pixel Link |
| | 3 Power, 1 High Speed USB | 60″ Pixel Link |
| | 3 Power, 1 High Speed USB | 72″ Hardwire |

| pattern no. | . |
|---|---|
| **KE6301C48-( )** | $736. |
| **KE6301C72-( )** | 736. |
| **KE6301L48-( )** | 759. |
| **KE6301L60-( )** | 761. |
| **KE6301H-( )** | 809. |

### Order Code

| *Example:* | **KE6301C72** |
|---|---|
| **KE6** | KE6 Electrical Module |
| **301** | 3 Power, 1 High Speed USB |
| **C72** | 72″ Cordset |
| **BK** | Black finish |

*Specify:*

1. Pattern number
2. Case Finish

### Ordering Information

*Case and Receptacle Finishes:*

Black case with Black receptacles (suffix BK)
White case with White receptables (suffix WH)

*Note:*
KE6 Electrical Modules are only available on C-Leg tables with trough cutout.

Cutout Codes:
Please refer to the Grommet and Electrical Module Cutout Matrix on page 158for table compatibility and cutout codes.

*Note:*
Power Modules with a Pixel Link require a Starter Box. 72″ wide tables require a jumper cable. Please refer to page 192of the price list for Pixel Link Starter Boxes and Cables.

### Pixel Link

Pixel Link is a non-sequential power system that allows users to "daisy chain" multiple power centers together. **Please specify a Starter Box (KLSC) if using the Pixel Link system.** Pixel Link's "brain" allows users to connect up to 8 power/data centers off of one infeed. The smart LED indicators built into the Starter Box will illuminate green when you're connected and ready to plug in. A red light means that you've linked too many units.



### Construction

*Description:*
KE6: Aluminum case with powder coat matte paint finish.

### Electrical

*USB:*

The High Speed USB option that is included in the KE6 module will only have (1) USB jack per position. For example a KE6301C72 module includes (3) Power and (1) High Speed USB and will have (3) Power and (1) High Speed USB jacks.

High Speed USB: 2.1 Amps

Note:
Additional data and power configurations can be requested through Custom Product Development.

# Marc Krusin
## *Pixel™ Electrical*
## *Pixel™ Link Starter Boxes and Jumper Cables*

*Designer(s):*
Marc Krusin, 2015

| description | type | power cord | pattern no. | . |
|---|---|---|---|---|
| **KLJ** Jumper cable 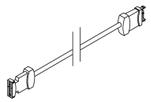 | Jumper cable | 12″ | **KLJ12** | $102. |
| | Jumper cable | 24″ | **KLJ24** | 107. |
| | Jumper cable | 36″ | **KLJ36** | 112. |
| | Jumper cable | 48″ | **KLJ48** | 117. |
| | Jumper cable | 60″ | **KLJ60** | 123. |
| **KLSC** Starter box 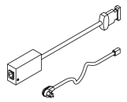 | Starter box | 72″ Cordset | **KLSC72** | 513. |
| | Starter box | 120″ Cordset | **KLSC120** | 528. |

### Order Code

| | |
|---|---|
| *Example:* | **KLSC120** |
| **KLSC** | Pixel Link Starter Box |
| **120** | 120″ power cord |

*Specify:*
1. Pattern number
2. Cord length

### Pixel Link

Pixel Link is a non-sequential power system that allows users to "daisy chain" multiple power centers together. Pixel Link's "brain" allows users to connect up to 8 power/data centers off of one starter box. The smart LED indicators will illuminate green when you're connected and ready to plug in. A red light means that you've linked too many units.

### Pixel Link Rules

**Starter Boxes:**
Starter Boxes can accommodate a maximum of (8) electrical modules and/or jumper cables (do not count the Starter Box itself).

*Example:* (8) Electrical Modules **or** (4) Electrical Modules with (4) Jumper Cables.

**Electrical Modules:**
Cordset: Choose an Electrical Module with the appropriate length cordset to reach the power source.

Pixel Link: Choose an electrical module with a Pixel Link length equivalent to the width of your table. The maximum Pixel Link cable length is 60″. Therefore, on 72″ tables, you will need to order the electrical module with 60″ Pixel Link cable and an additional 12″ jumper cable.

**Cutout Codes:**
Refer to the Pixel Grommet and Electrical Module Cutout Matrix on page 158 for table compatibility and cutout codes.

**Corner Wedge:**
If utilizing a Corner Wedge in your configuration, specify a 24″ Pixel Link to accommodate the added distance and curve for each corner wedge top.



### Ordering Information

**How to Specify Pixel Link Power System:**

**Example 1:**
Need: (3) rows of (8) tables

Table Specifications:
(24) 60″ x 24″ Pixel C-Leg Tables with consistent cutout positions on all tables.

Starter boxes can only accommodate a maximum of (8) electrical modules + jumper cables (do not count the starter box itself). For this application, we will need to specify (3) starter boxes (one for each row) since no jumpers are required. Choose the length cord that matches the distance to your power source.

Electrical Specifications:
(24) KE4 Pixel Electrical Module - KE4301L60BK
(3) Pixel Link Starter Box with 72″ Cordset - KLSC72

**Example 2:**
Need: (3) rows of (8) tables

Table Specifications:
(24) 72″ x 30″ Pixel C-Leg Tables with consistent cutout positions on all tables.

Here we are going to show the same application with larger tables. Again, we have used (24) KE4 electrical modules with a 60″ Pixel Link connector. Since our tables are 72″ we will need to add 12″ jumper cables to our specification to accommodate the added length.

Since we now have two components per table (electrical module + jumper cable) we will need a starter box for every (4) tables. In this case we will need (6) starter boxes. An additional power source will need to be provided for each row. Choose the length cord that matches the distance to each power source.

Electrical Specifications:
(24) KE4 Pixel Electrical Module - KE4301L60BK
(18) 12″ Pixel Jumper Cable - KLJ12
(6) Pixel Link Starter Box with 72″ Cordset - KLSC72

# Marc Krusin
## *Pixel™ Electrical*
## *Pixel™ Trac*

*Designer(s):*
Marc Krusin, 2015

| description | type | power cord | pattern no. | . |
|---|---|---|---|---|
| **KTK** Pixel Trac Kit 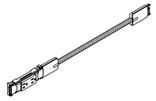 | Single Duplex Kit for 48″ table | 48″ metal conduit | **KTK48** | $175. |
| | Single Duplex Kit for 60″ table | 60″ metal conduit | **KTK60** | 185. |
| | Single Duplex Kit for 72″ table | 72″ metal conduit | **KTK72** | 196. |
| | Single Duplex Kit | 84″ metal conduit | **KTK84** | 206. |
| | Single Duplex Kit | 96″ metal conduit | **KTK96** | 216. |
| **KTD** Pixel Trac Duplex Kit | Single Duplex Kit | – | **KTD** | 84. |
| **KTSH** Pixel Trac Starter 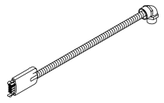 | Starter Cable for 72″ Hardwire | 72″ metal conduit | **KTSH72** | 113. |
| | Starter Cable for 120″ Hardwire | 120″ metal conduit | **KTSH120** | 142. |

### Order Code

| | |
|---|---|
| *Example:* | **KTSH120** |
| **KTSH** | Pixel Trac metal conduit |
| **120** | 120″ metal conduit |

*Specify:*
1. Pattern number
2. Conduit length

### Pixel Trac

Pixel Trac is a non-sequential modular power system that allows users to link up to 13 duplex receptacles together off of one hardwired power infeed. With locking and keyed connectors, installation is a snap. Pixel Trac is a UL Listed Manufactured Wiring System.

### Ordering Information

**How to Specify Pixel Trac Power System:**

**Example 1:**
Need: (2) rows of (13) tables

Table Specifications:
(26) 60″ x 24″ Pixel C-Leg Tables with a Front Center (EN) cutout for a KE4 power module in all tables.

Each starter (infeed) cable can accommodate a maximum of (13) Pixel Trac jumper kits. Choose the length starter that matches the distance to your power source. For this application we will need to specify (2) Pixel Trac Starters, one for each row.

Select the Pixel Trac Kit that is the same length as the table. For this application we will need (26) of the 60″ Pixel Trac Kits, (1) for each table.

Review the Grommet and Electrical Module Cutout Matrix to verify that the preferred power module is available in the requested location. Choose the power module with the 48″ cordset to reduce the amount of excess cord that needs to be stored in each trough. For this application we will need (26) of the KE4 Electrical Modules.

Electrical Specifications:
(26) KE4 Pixel Electrical Module - KE4202C48WH
(26) 60″ Pixel Trac Kit - KTK60
(2) Pixel Trac Starter - KTSH72

**Example 2:**
Need: (2) rows of (13) tables

Table Specifications:
(26) 72″ x 30″ Pixel C-Leg Tables with a Front Left and Right (DN) cutouts with two KE4 power modules in each table.

Each starter (infeed) cable can accommodate a maximum of (13) Pixel Trac jumper kits. Choose the length starter that matches the distance to your power source. For this application we will need to specify (2) Pixel Trac Starters, one for each row.

Select the Pixel Trac Kit that is the same length as the table. For this application we will need (26) of the 72″ Pixel Trac Kits, (1) for each table.

Review the Grommet and Electrical Module Cutout Matrix to verify that the preferred power module is available in the requested location. Choose the power module with the 48″ cordset to reduce the amount of excess cord that needs to be stored in each trough. For this application we will need (52) of the KE4 Electrical Modules.

Electrical Specifications:
(52) KE4 Pixel Electrical Module - KE4202C48WH
(26) 72″ Pixel Trac Kit - KTK72
(2) Pixel Trac Starter - KTSH72

# Marc Krusin
## *Pixel™ Electrical*
## *Pixel™ Wire Management*

*Designer(s):*
Marc Krusin, 2015

| description | pattern no. | . |
|---|---|---|
| **KE-VF** Vertical wire management clips for Four Leg Pixel Tables | **KE-VF** | $5. |
| **KE-VB** Vertical wire management clips for Column Base Pixel Tables  | **KE-VB** | 5. |
| **KE-VCT** Vertical wire management clips for C and T Leg Pixel Tables | **KE-VCT** | 5. |
| **KE-VCTE** Vertical wire management clips for Electric Height Adjustable C and T Leg Pixel Tables | **KE-VCTE** | 5. |
| **KE-VY** Vertical wire management clips for Y Leg Pixel Tables | **KE-VY** | 5. |
| **KE-H** Horizontal wire management clips for Pixel Tables | **KE-H** | 5. |
| **KE-VC** Vertical cord cover for C and T leg tables with casters | **KE-VC-( )** | 50. |
| **KE-VG** Vertical cord cover for C and T leg tables with glides | **KE-VG-( )** | 53. |

### Order Code

| *Example:* | **KE-CT** |
|---|---|
| **KE-CT** | Vertical wire management clips for C and T Leg |

*Specify:*
1. Pattern number

| *Example:* | **KE-VG-118T** |
|---|---|
| **KE-VG** | Vertical cord cover for C and T Leg table on glides |
| **118T** | Bright White |

*Specify:*
1. Pattern number
2. Paint finish

### Finishes

*Cord cover finishes:*
Jet Black (suffix 111T)
Bright White (suffix 118T)
Medium Grey (suffix 115T)
Sterling (suffix 906T)

### Features

*Vertical Wire Management Clips:*
Vertical wire management clips easily snap on to the leg of the Pixel Table in order to guide the wires and cords down to the floor. Clips slide up and down the leg for adjustment.

*Note:*
Vertical wire management clips are clear and come in a pack of 2.

*Horizontal Wire Management Clips:*
Horizontal wire management clips screw onto the underside of the table top which secure the wires or cables in place.

*Note:*
Horizontal wire mangement clips are black and come in a pack of 4.

*Cord Covers:*
Cord covers can be specified for both C and T leg Pixel tables on casters or glides. Covers are extruded aluminum and snap onto the leg to hide vertical wires and allow for a more seamless look. Specify paint finish to match table leg finish. Recommended for use when specifying Pixel Trac.

*Note:*
Cord covers cannot be used on electric and pinset height adjustable tables.

Below are a few configurations of the LSM V-Base rectangular conference tables

The V-Base design with two supporting column bases and a center trough allows for maximum knee clearance, and thoughtful electrical and communication distribution

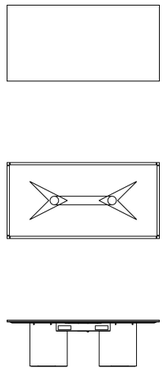

L3RV(P,S)04
One segment 96″ wide by 48″ deep table top with supporting 24″ V-Base

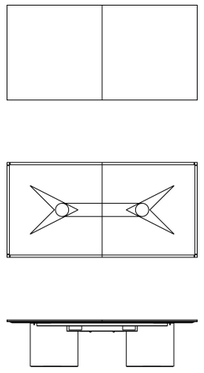

L3SV(P,S)32
Two segment 120″ wide by 60″ deep table top with supporting 30″ V-Base

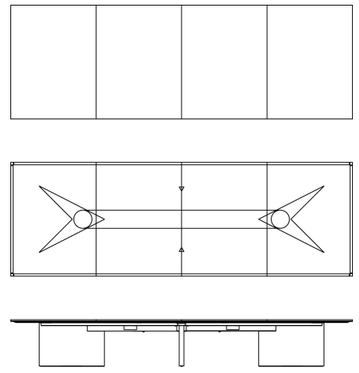

L3TV(P,S)54
Four segment 216″ wide by 72″ deep table top with supporting 42″ V-Base and two intermediate legs

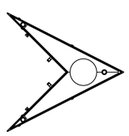

24″ V-Base
For 48″ deep tables, allowing 5⅜″ dia. floor access concealed within base

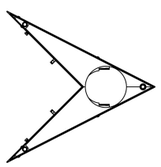

30″ V-Base
For 60″ deep tables, allowing 8⅜″ dia. floor access concealed within base

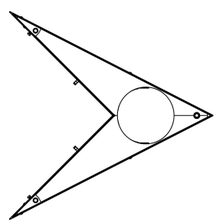

42″ V-Base
For 72″ deep tables, allowing 11⅜″ dia. floor access concealed within base

Triangular Leg
Serves as an intermediate support leg for tables over 180″ wide

**Ordering Information**

*Specify:*
1. Pattern Number, indicating either Plinth (suffix P) or Surround edge detail (suffix S)
2. Top finish
3. Base/edge detail finish
4. Power Center cut-out option, per section

**Construction**

*Top:*
Plastic laminate and wood veneer, 1″ thick; 3-ply solid particle fiberboard core with balanced backer sheet. Veneer tops come with matching ¼″ solid lumber exterior edges and veneer self-edge at joining section edges. Plastic laminate tops are edged with matching .8mm ABS flat edge band.

Engineered stone and marble, 20mm thick tops with 1″ painted medium density fiberboard sub-tops.

*Edges:*
The LSM Conference Table Series features two distinctive applied edge details for all top finishes. The extruded aluminum edge details are available in two profiles and are finished to match base finish options. To specify the table, select either Plinth (P) or partial Surround (S)*; profiles are diagramed below:

* Partial Surround only available on glass top.

Plinth edge



Partial Surround



LSM Power center electrical hubs for table top access.
Individual tables have cut-out options per section, per table.
See chart below:



Y

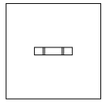

GE2, GE3, GE6

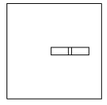

BE2, BE3, BE6

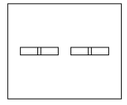

AE2, AE3, AE6

| Pattern no. | Outside segment | Inside segment |
|---|---|---|
| **L3-RV(P,S)01** | Y, GE2, GE3, GE6, AE2, BE2 | |
| **L3-RV(P,S)04** | Y, GE2, GE3, GE6, AE2, AE3, BE2, BE3 | |
| **L3-SV(P,S)22** | Y, BE2, BE3 | |
| **L3-SV(P,S)24** | Y, BE2 | Y, GE2, GE3, GE6, AE2, AE3 |
| **L3-SV(P,S)32** | Y, BE2, BE3 | |
| **L3-SV(P,S)35** | Y | Y, GE2, GE3, GE6, AE2 |
| **L3-TV(P,S)52** | Y, BE2, BE3 | Y, GE2, GE3, GE6, AE2, AE3 |
| **L3-VV(P,S)60** | Y, BE2, BE3 | Y, AE2, AE3, GE2, GE3, GE6 |
| **L3-VV(P,S)62** | BE2, BE3, BE6 | Y, AE2, AE3, GE2, GE3, GE6 |
| **L3-VV(P,S)70** | Y, BE2, BE3 | Y, AE2, AE3, GE2, GE3, GE6 |
| **L3-XV(P,S)90** | Y, BE2, BE3 | Y, AE2, AE3, GE2, GE3, GE6 |
| **L3-XV(P,S)92** | Y, BE2, BE3 | Y, AE2, AE3, GE2, GE3, GE6 |
| **L3SV(P,S)26** | Y | Y, GE2, GE3, GE6, AE2, AE3 |
| **L3TV(P,S)54** | Y | Y, GE2, GE3, GE6, AE2, AE3 |
| **L3VV(P,S)72** | Y | Y, GE2, GE3, GE6, AE2, AE3 |
| **L3XV(P,S)94** | Y, BE2, BE3 | Y, GE2, GE3, GE6, AE2, AE3 |
| **L3TV(P,S)36** | Y, BE2, BE3 | Y, AE2, GE2, GE3, GE6 |
| **L3SV(P,S)26** | Y | Y, AE2, AE3, GE2, GE3, GE6 |

*Power Center Cutout Options:*
. Per cut out, per section
Y - No Cut Outs
AE2 - 2X1 Power Center, center depth, two side locations (R&L)
AE3 - 3X1 Power Center, center depth, two side locations (R&L)
AE6 - 6X2 Power Center, center depth, two side locations (R&L)
BE2 - 2X1 Power Center, center on depth, one side location
BE3 - 3X1 Power Center, center on depth, one side location
BE6 - 6X2 Power Center, center on depth, one side location
GE2 - 2X1 Power Center, center on depth, center on width
GE3 - 3X1 Power Center, center on depth, center on width
GE6 - 6X2 Power Center, center on depth, center on width

*V-Base:*
The v-base is constructed of polished stainless steel, horizontal brushed stainless steel, or powder coat painted cold rolled steel. End panels of the V-bases are easily removable using thumb screws and handles located at the top edge; simply remove thumb screws, lift with handles to remove from internal hook.

*Leveling:*
Three leveling glides are located within each v-base column and feature a glide-shroud that eliminates any light gap due to irregularities in the floor

*Electrical Options:*
Compatible with the LSM Power Center electrical hubs for table top access, or LSM Power Port electrical hubs for electrical access through the trough located on the underside of the table's top surface. Individual tables have unique cut-out options per base/table size

*Shipping:*
Tops, v-base column, trough, support rails and intermediate legs are shipped separately. V-base columns shipped fully assembled. Tops are predrilled for attachment to base and rails

# Debra Lehman-Smith and Ron Fiegenschuh
## *LSM Conference Table Series with V-Base*
## *Rectangular Conference Table with V-Base*

*Designer(s):*
Debra Lehman-Smith and Ron Fiegenschuh, 2012

| | description | w | d | h | no. of sections | base/edge selection |
|---|---|---|---|---|---|---|
| | **L3RV01** V-Base conference table | 84″ | 42″ | 29″ | 1 | Paint/Paint |
| | | 84″ | 42″ | 29″ | 1 | Satin S.S./Anno. Aluminum |
| | | 84″ | 42″ | 29″ | 1 | Pol. S.S./Chrome |
| | **L3RV04** V-Base conference table | 96″ | 48″ | 29″ | 1 | Paint/Paint |
| | 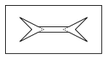 | 96″ | 48″ | 29″ | 1 | Satin S.S./Anno. Aluminum |
| | | 96″ | 48″ | 29″ | 1 | Pol S.S./Chrome |

| pattern number | laminate | veneer | engineered stone (VB) | grey marble (GG, GGS) | emperador dark (GE, GES) | arabescato, grey marble (MA, MAS, GG, GGS) | calacatta (MC, MCS) | laminated glass (ALG) |
|---|---|---|---|---|---|---|---|---|
| **L3RV(P,S)01-( )-( )** | $6,179. | $9,803. | $15,560. | $16,057. | $15,533. | $18,028. | $21,671. | $29,091. |
| **L3RV(P,S)01-( )-SS** | 8,704. | 12,328. | 18,086. | 18,581. | 18,061. | 20,553. | 24,196. | 31,616. |
| **L3RV(P,S)01-( )-C** | 11,349. | 14,971. | 20,726. | 21,226. | 20,703. | 23,198. | 26,840. | 34,260. |
| **L3RVP04-( )-( )** | 6,754. | 11,555. | 19,020. | 19,669. | 18,507. | 21,619. | 26,359. | n/a |
| **L3RVP04-( )-SS** | 9,514. | 14,315. | 21,780. | 22,429. | 21,267. | 24,378. | 29,118. | n/a |
| **L3RVP04-( )-C** | 12,574. | 17,374. | 24,839. | 25,489. | 24,328. | 27,438. | 32,178. | n/a |

### Order Code

| | |
|---|---|
| *Example:* | L3RVP01-MAS-SS-GE6 |
| L3-RVP-01 | 84″ x 42″ rectangular table, plinth edge, one segment |
| MAS | Satin Coated Arabescato top |
| SS | Horizontal brushed stainless steel base and anodized aluminum edge detail to match |
| GE6 | Cutout for L46x2 Power Center, center, mid-depth |

*Specify:*
1. Pattern number
2. Top finish (including edgeband)
3. Base and Edge profile finish
4. Cut-out options
5. Grommet finish (optional)

### Finishes

*Colored laminate top:*
Bright White (suffix 118)
Folkstone Grey (suffix 114)
*Note: Flat .8mm ABS edgeband to match*

*Veneer top with ¼″ solid wood edge:*
White Ash (suffix A101)
American Walnut (suffix AW)
Natural Oak (suffix ON)
Fumed Oak (suffix OF)
Ebonized Oak (suffix OE)

*Coated marble top finishes (polished, satin):*
Arabescato (suffix MA, MAS)
Calacatta (suffix MC, MCS)
Emperador Dark (suffix GE, GES)
Grey Marble (suffix GG, GGS)

*Engineered Stone top:*
Vetro Bianco (suffix VB)

*Note:* Limited availability based on material sheet size.

*Laminated Glass top:*
Woven aluminum wire (suffix ALG)

*Base/Edge finishes:*
Polished Stainless Steel/Mirror Chrome (suffix C)
Horizontal Brushed Stainless Steel/anodized aluminum (suffix SS)
White (suffix 118)
Folkstone Grey (suffix 114)
Medium Grey (suffix 115)
Black painted base, Black Anodized Aluminum (suffix R5)

*Grommet finish:*
Satin Nickel (suffix NO)
Polished Chrome (suffix C)

### Electrical

*Grommet options: ($133 per cutout)*
Available on L3RV01 table only. Table may be specified with zero, one or two grommets. All grommets are 2⅞″ diameter. Grommet not available on laminated glass.

No grommets (Y)
Single grommet, left, mid-depth (BGG2)
Two grommets, left & right, mid-depth (AGG2)

*Power Center Cutout Options: ($133 per cutout)*
Tables can be hardwired using pre-wired boxes, or plugged in with cordset boxes. Table top segments may be specified with zero, one or two cutouts. Individual tables have unique cutout options, please refer to the chart below.

Power Centers are available in three sizes and multiple configurations. L42X1 Power Centers feature 2 simplex outlets and either one knockout or two active USB jacks, L43X1 Power Centers feature 3 simplex outlets and either one knockout or two active USB jacks, L46X2 Power Centers feature 6 simplex outlets and either two knockouts or four active USB jacks, or combination of both.

For no Power Center (Y)
For Single Power Center, center, mid-depth (GE2), (GE3), (BE6)
For Single Power Center, left or right of joining section edge, mid-depth (BE2), (BE3), BE6)
For Two Power Centers, left and right, mid-depth (AE2), (AE3), (AE6)

Available Electrical Cut-outs per individual table.
L3RV01: Y, GE2, GE3, GE6, AE2, BE2
L3RV04: Y, GE2, GE3, GE6, AE2, AE3, BE2, BE3

Cutouts not available for laminated glass.

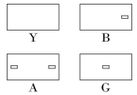


### Features

The LSM Conference Table features two distinctive applied edge details. The extruded aluminum edge details are available in two profiles and are finished to match base finish options. To specify the table, select either Plinth edge (P) or the partial Surround (S); profiles are diagramed below.

*Please note that the partial Surround edge profile is only available on laminated glass (ALG).

*Plinth edge detail:*

*Partial Surround edge detail:*

*Note:*
LSM tables are Greenguard certified.

# Debra Lehman-Smith and Ron Fiegenschuh
## *LSM Conference Table Series with V-Base*
## *Rectangular Two Segment Conference Table with V-Base*

*Designer(s):*
Debra Lehman-Smith and Ron Fiegenschuh, 2012

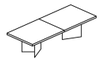

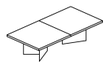

| | description | w | d | h | no. of sections | Section Width | base/edge selection |
|---|---|---|---|---|---|---|---|
| | **L3SV32** V-Base conference table | 120″ | 60″ | 29″ | 2 | 60″ | Paint/Paint |
| | 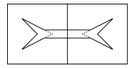 | 120″ | 60″ | 29″ | 2 | 60″ | Satin S.S./Anno. Aluminum |
| | | 120″ | 60″ | 29″ | 2 | 60″ | Pol. S.S./Chome |
| | **L3SV22** V-Base conference table | 120″ | 48″ | 29″ | 2 | 60″ | Paint/Paint |
| | 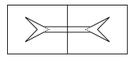 | 120″ | 48″ | 29″ | 2 | 60″ | Satin S.S./Anno. Aluminum |
| | | 120″ | 48″ | 29″ | 2 | 60″ | Pol S.S./Chrome |

| pattern number | laminate (_) | veneer | engineered stone (VB) | grey marble (GG, GGS) | emperador dark (GE, GES) | arabescato (MA, MAS) | calacatta (MC, MCS) |
|---|---|---|---|---|---|---|---|
| **L3SVP32-( )-( )** | $8,767. | $16,292. | n/a | $28,752. | $27,592. | $32,754. | $40,197. |
| **L3SVP32-( )-SS** | 12,420. | 19,944. | n/a | 32,429. | 31,262. | 36,424. | 43,865. |
| **L3SVP32-( )-C** | 16,776. | 24,300. | n/a | 36,763. | 35,600. | 40,763. | 48,204. |
| **L3SVP22-( )-( )** | 8,216. | 14,364. | 25,295. | 26,201. | 23,239. | 27,364. | 33,329. |
| **L3SVP22-( )-SS** | 11,306. | 17,456. | 28,386. | 29,291. | 26,330. | 30,454. | 36,420. |
| **L3SVP22-( )-C** | 15,095. | 21,245. | 32,174. | 33,081. | 30,118. | 34,242. | 40,208. |

### Order Code

| | |
|---|---|
| *Example:* | L3SVP32-AW-C-BE3-BE3 |
| L3SPS32 | 120″ x 60″ rectangular table, plinth edge, two segments |
| AW | American Walnut veneer top |
| C | Polished stainless steel base and chromed aluminum edge detail |
| BE3 | Cutout for L43x1 Power Center, left of joining section edge, mid-depth, Segment 1 |
| BE3 | Cutout for L43x1 Power Center, right of joining section edge, mid-depth, Segment 2 |

*Specify:*
1. Pattern number
2. Top finish (including edgeband)
3. Base and Edge profile finish
4. Cut-out options

### Finishes

*Colored laminate top:*
Bright White (suffix 118)
Folkstone Grey (suffix 114)
*Note: Flat .8mm ABS edgeband to match*

*Veneer top with ½″ solid wood edge:*
White Ash (suffix A101)
American Walnut (suffix AW)
Natural Oak (suffix ON)
Fumed Oak (suffix OF)
Ebonized Oak (suffix OE)

*Coated marble top finishes (polished, satin):*
Arabescato (suffix MA, MAS)
Calacatta (suffix MC, MCS)
Emperador Dark (suffix GE, GES)
Grey Marble (suffix GG, GGS)

*Engineered Stone top:*
Vetro Bianco (suffix VB)

*Note:* Limited availability based on material sheet size.

*Base/Edge finishes:*
Polished Stainless Steel/Mirror Chrome (suffix C)
Horizontal Brushed Stainless Steel/anodized aluminum (suffix SS)
White (suffix 118)
Folkstone Grey (suffix 114)
Medium Grey (suffix 115)
Black painted base, Black Anodized Aluminum (suffix R5)

### Electrical

*Power Center Cutout Options: ($133 per cutout)*
Tables can be hardwired using pre-wired boxes, or plugged in with cordset boxes. Table top segments may be specified with zero, one or two cutouts. Individual tables have unique cutout options, please refer to the chart below.

Power Centers are available in three sizes and multiple configurations. L42X1 Power Centers feature 2 simplex outlets and either one knockout or two active USB jacks, L43X1 Power Centers feature 3 simplex outlets and either one knockout or two active USB jacks, L46X2 Power Centers feature 6 simplex outlets and either two knockouts or four active USB jacks, or combination of both.

For no Power Center (Y)
For Single Power Center, center, mid-depth (GE2), (GE3), (BE6)
For Single Power Center, left or right of joining section edge, mid-depth (BE2), (BE3), BE6)
For Two Power Centers, left and right, mid-depth (AE2), (AE3), (AE6)

Available Electrical Cut-outs per individual table.
L3SV22: Y, BE2, BE3
L3SV32: Y, BE2, BE3

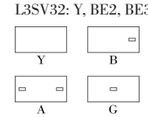


### Features

The LSM Conference Table features a distinctive applied edge detail. The extruded aluminum edge detail is available in a plinth edge profile and is finished to match base finish options. To specify the table, select Plinth edge (P); profile is diagramed below.

*Plinth edge detail:*



*Note:*
LSM tables are Greenguard certified.

# Debra Lehman-Smith and Ron Fiegenschuh
## *LSM Conference Table Series with V-Base*
## *Rectangular Three Segment Conference Table with V-Base*

*Designer(s):*
Debra Lehman-Smith and Ron Fiegenschuh, 2012

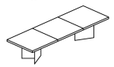

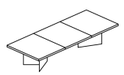

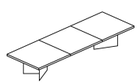

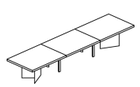

| | description | w | d | h | no. of sections | section width | base/edge selection |
|---|---|---|---|---|---|---|---|
| | **L3SV24** V-Base conference table | 144″ | 48″ | 29″ | 3 | 48″ | Paint/Paint |
| | | 144″ | 48″ | 29″ | 3 | 48″ | Satin S.S./Anno. Aluminum |
| | | 144″ | 48″ | 29″ | 3 | 48″ | Pol. S.S./Chrome |
| | **L3SV35** V-Base conference table 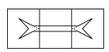 | 150″ | 60″ | 29″ | 3 | 50″ | Paint/Paint |
| | | 150″ | 60″ | 29″ | 3 | 50″ | Satin S.S./Anno. Aluminum |
| | | 150″ | 60″ | 29″ | 3 | 50″ | Pol. S.S./Chrome |
| | **L3TV52** V-Base conference table  | 180″ | 60″ | 29″ | 3 | 60″ | Paint/Paint |
| | | 180″ | 60″ | 29″ | 3 | 60″ | Satin S.S./Anno. Aluminum |
| | | 180″ | 60″ | 29″ | 3 | 60″ | Pol. S.S./Chrome |
| | **L3TV36** V-Base conference table with intermediate legs  | 192″ | 48″ | 29″ | 3 | 64″ | Paint/Paint |
| | | 192″ | 48″ | 29″ | 3 | 64″ | Satin S.S. / Anno. Aluminum |
| | | 192″ | 48″ | 29″ | 3 | 64″ | Pol. S.S./Chrome |
| | **L3SV26** V-Base conference table with intermediate legs 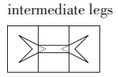 | 144″ | 72″ | 29″ | 3 | 48″ | Paint/Paint |
| | | 144″ | 72″ | 29″ | 3 | 48″ | Satin S.S./ Anno. Aluminum |
| | | 144″ | 72″ | 29″ | 3 | 48″ | Pol. S.S./ Chrome |

| pattern number | laminate (_) | veneer (_) | engineered stone (VB) | grey marble (GG, GGS) | emperador dark (GE, GES) | arabescato (MA, MAS) | calacatta (MC, MCS) |
|---|---|---|---|---|---|---|---|
| **L3SVP24-( )-( )** | $9,241. | $16,094. | $27,323. | $28,299. | $27,197. | $32,086. | $39,245. |
| **L3SVP24-( )-SS** | 12,406. | 19,603. | 30,486. | 31,464. | 30,361. | 35,251. | 42,409. |
| **L3SVP24-( )-C** | 16,704. | 23,901. | 34,788. | 35,760. | 34,660. | 39,566. | 46,707. |
| **L3SVP35-( )-( )** | 10,171. | 19,440. | 37,294. | 38,948. | 33,351. | 39,734. | 49,050. |
| **L3SVP35-( )-SS** | 13,865. | 23,134. | 40,988. | 42,644. | 37,045. | 43,427. | 52,743. |
| **L3SVP35-( )-C** | 19,328. | 28,596. | 46,454. | 48,109. | 42,507. | 48,889. | 58,205. |
| **L3TVP52-( )-( )** | 10,476. | 21,765. | n/a | 40,337. | 38,603. | 46,270. | 57,442. |
| **L3TVP52-( )-SS** | 14,083. | 25,372. | n/a | 43,942. | 42,211. | 49,877. | 61,049. |
| **L3TVP52-( )-C** | 19,734. | 31,023. | n/a | 49,592. | 47,861. | 55,527. | 66,700. |
| **L3TVP36-( )-( )** | 12,696. | 21,959. | 38,266. | 41,079. | 45,620. | 51,297. | 62,651. |
| **L3TVP36-( )-SS** | 15,920. | 25,182. | 41,489. | 44,303. | 48,845. | 54,522. | 65,876. |
| **L3TVP36-( )-C** | 21,811. | 29,981. | 47,381. | 50,194. | 54,736. | 60,413. | 71,765. |
| **L3SVP26-( )-( )** | 12,969. | 23,190. | 43,599. | 44,890. | 50,004. | 56,397. | 69,181. |
| **L3SVP26-( )-SS** | 17,146. | 27,662. | 48,071. | 49,364. | 54,479. | 60,870. | 73,654. |
| **L3SVP26-( )-C** | 22,158. | 32,380. | 52,789. | 54,081. | 59,195. | 65,587. | 78,372. |

### Order Code

| | |
|---|---|
| *Example:* | L3SVP35-118-118-Y-GE6-Y |
| L3SVP35 | 150″ x 60″ rectangular table, plinth edge, three segments |
| 118 | Bright White laminate with matching ABS edgeband |
| 118 | Bright White painted base and Bright White painted aluminum edge to match |
| Y | No cutout, segment 1 |
| GE6 | Cutout for L46x2 Power Center, center, mid-depth, segment 2 |
| Y | No cutout, segment 3 |

*Specify:*
1. Pattern number
2. Top finish (including edgeband)
3. Base and Edge profile finish
4. Cut-out options

### Finishes

*Colored laminate top:*
Bright White (suffix 118)
Folkstone Grey (suffix 114)
*Note: Flat .8mm ABS edgeband to match*

*Veneer top with ¼″ solid wood edge:*
White Ash (suffix A101)
American Walnut (suffix AW)
Natural Oak (suffix ON)
Fumed Oak (suffix OF)
Ebonized Oak (suffix OE)

*Coated marble top finishes (polished, satin):*
Arabescato (suffix MA, MAS)
Calacatta (suffix MC, MCS)
Emperador Dark (suffix GE, GES)
Grey Marble (suffix GG, GGS)

*Engineered Stone top:*
Vetro Bianco (suffix VB)

*Note:* Limited availability based on material sheet size.

*Base/Edge finishes:*
Polished Stainless Steel/Mirror Chrome (suffix C)
Horizontal Brushed Stainless Steel/anodized aluminum (suffix SS)
White (suffix 118)
Folkstone Grey (suffix 114)
Medium Grey (suffix 115)
Black painted base, Black Anodized Aluminum (suffix R5)

### Electrical

*Power Center Cutout Options: ($133 per cutout)*
Tables can be hardwired using pre-wired boxes, or plugged in with cordset boxes. Table top segments may be specified with zero, one or two cutouts. Individual tables have unique cutout options, please refer to the chart below.

Power Centers are available in three sizes and multiple configurations. L42X1 Power Centers feature 2 simplex outlets and either one knockout or two active USB jacks, L43X1 Power Centers feature 3 simplex outlets and either one knockout or two active USB jacks, L46X2 Power Centers feature 6 simplex outlets and either two knockouts or four active USB jacks, or combination of both.

For no Power Center (Y)
For Single Power Center, center, mid-depth (GE2), (GE3), (BE6)
For Single Power Center, left or right of joining section edge, mid-depth (BE2), (BE3), BE6)
For Two Power Centers, left and right, mid-depth (AE2), (AE3), (AE6)

Available Electrical Cut-outs per individual table.
L3SV24
outside sections: Y, BE2
inside sections: Y, GE2, GE3, GE6, AE2, AE3

L3SV35
outside sections: Y
inside sections: Y, GE2, GE3, GE6, AE2

L3TV52
outside: Y, BE2, BE3
inside: Y, GE2, GE3, GE6, AE2, AE3

L3TV36
outside: Y, BE2, BE3
inside: Y, AE2, GE2, GE3, GE6

L3SV26
outside: Y
inside: Y, GE2, GE3, GE6, AE2, AE3

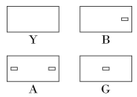


### Features

The LSM Conference Table features a distinctive applied edge detail. The extruded aluminum edge detail is available in a plinth edge profile and is finished to match base finish options. To specify the table, select Plinth edge (P); profile is diagramed below.

*Plinth edge detail:*

*Note:*
LSM tables are Greenguard certified.

# Debra Lehman-Smith and Ron Fiegenschuh
## *LSM Conference Table Series with V-Base*
## *Rectangular Four Segment Conference Table with V-Base*

*Designer(s):*
Debra Lehman-Smith and Ron Fiegenschuh, 2012

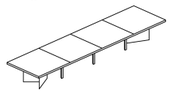

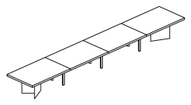

| | description | w | d | h | no. of sections | section width | base/edge selection | pattern number | laminate (_) | veneer (_) | engineered stone (VB) | grey marble (GG, GGS) | emperador dark (GE, GES) | arabescato (MA, MAS) | calacatta (MC, MCS) |
|---|---|---|---|---|---|---|---|---|---|---|---|---|---|---|---|
| | **L3TV54** V-Base conference table with intermediate legs  | 216″ | 72″ | 29″ | 4 | 54″ | Paint/Paint | **L3TVP54-( )-( )** | $16,933. | $32,249. | $63,095. | $67,801. | $74,508. | $84,078. | $103,216. |
| | | 216″ | 72″ | 29″ | 4 | 54″ | Satin. S.S./ Anno. Aluminum | **L3TVP54-( )-SS** | 21,374. | 36,689. | 67,536. | 72,241. | 78,947. | 88,517. | 107,657. |
| | | 216″ | 72″ | 29″ | 4 | 54″ | Pol. S.S./ Chrome | **L3TVP54-( )-C** | 27,816. | 43,131. | 73,978. | 78,683. | 85,390. | 94,959. | 114,097. |
| | **L3VV60** V-Base conference table with intermediate legs  | 240″ | 48″ | 29″ | 4 | 60″ | Paint/Paint | **L3VVP60-( )-( )** | 15,266. | 27,564. | 49,261. | 52,801. | 57,772. | 64,869. | 79,067. |
| | | 240″ | 48″ | 29″ | 4 | 60″ | Satin S.S./ Anno. Aluminum | **L3VVP60-( )-SS** | 17,545. | 29,843. | 51,540. | 55,080. | 60,051. | 67,150. | 81,345. |
| | | 240″ | 48″ | 29″ | 4 | 60″ | Pol. S.S./ Chrome | **L3VVP60-( )-C** | 25,160. | 37,459. | 59,156. | 62,695. | 67,666. | 74,765. | 88,961. |
| | **L3VV62** V-Base conference table with intermediate legs  | 288″ | 48″ | 29″ | 4 | 72″ | Paint/Paint | **L3VVP62-( )-( )** | 16,782. | 30,410. | 57,602. | 61,809. | 67,772. | 76,282. | 93,303. |
| | | 288″ | 48″ | 29″ | 4 | 72″ | Satin. S.S./ Anno. Aluminum | **L3VVP62-( )-SS** | 19,973. | 33,603. | 60,794. | 65,001. | 70,964. | 79,474. | 96,496. |
| | | 288″ | 48″ | 29″ | 4 | 72″ | Pol. S.S./ Chrome | **L3VVP62-( )-C** | 26,174. | 39,803. | 66,994. | 71,202. | 71,202. | 85,675. | 102,695. |
| | **L3VV70** V-Base conference table with intermediate legs 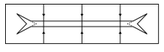 | 240″ | 60″ | 29″ | 4 | 60″ | Paint/Paint | **L3VVP70-( )-( )** | 15,782. | 30,842. | n/a | 60,309. | 65,642. | 75,440. | 91,459. |
| | | 240″ | 60″ | 29″ | 4 | 60″ | Satin S.S./ Anno. Aluminum | **L3VVP70-( )-SS** | 19,604. | 34,666. | n/a | 64,133. | 69,465. | 79,264. | 95,282. |
| | | 240″ | 60″ | 29″ | 4 | 60″ | Pol. S.S./ Chrome | **L3VVP70-( )-C** | 27,221. | 42,282. | n/a | 71,748. | 77,081. | 86,879. | 102,898. |

### Order Code

| | |
|---|---|
| *Example:* | L3TVP54-118-118-Y-GE6-GE6-Y |
| L3TVP54 | 216″ x 72″ rectangular table, plinth edge, four segments |
| 118 | Bright White laminate with matching ABS edgeband |
| 118 | Bright White painted base and Bright White painted aluminum edge to match |
| Y | No cutout, segment 1 |
| GE6 | Cutout for L46x2 Power Center, center, mid-depth, segment 2 |
| GE6 | Cutout for L46x2 Power Center, center, mid-depth, segment 3 |
| Y | No cutout, segment 4 |

*Specify:*
1. Pattern number
2. Top finish (including edgeband)
3. Base and Edge profile finish
4. Cut-out options

### Finishes

*Colored laminate top:*
Bright White (suffix 118)
Folkstone Grey (suffix 114)
*Note: Flat .8mm ABS edgeband to match*

*Veneer top with ¼″ solid wood edge:*
White Ash (suffix A101)
American Walnut (suffix AW)
Natural Oak (suffix ON)
Fumed Oak (suffix OF)
Ebonized Oak (suffix OE)

*Coated marble top finishes (polished, satin):*
Arabescato (suffix MA, MAS)
Calacatta (suffix MC, MCS)
Emperador Dark (suffix GE, GES)
Grey Marble (suffix GG, GGS)

*Engineered Stone top:*
Vetro Bianco (suffix VB)

*Note:* Limited availability based on material sheet size.

*Base/Edge finishes:*
Polished Stainless Steel/Mirror Chrome (suffix C)
Horizontal Brushed Stainless Steel/anodized aluminum (suffix SS)
White (suffix 118)
Folkstone Grey (suffix 114)
Medium Grey (suffix 115)
Black painted base, Black Anodized Aluminum (suffix R5)

### Electrical

*Power Center Cutout Options: ($133 per cutout)*
Tables can be hardwired using pre-wired boxes, or plugged in with cordset boxes. Table top segments may be specified with zero, one or two cutouts. Individual tables have unique cutout options, please refer to the chart below.

Power Centers are available in three sizes and multiple configurations. L42X1 Power Centers feature 2 simplex outlets and either one knockout or two active USB jacks, L43X1 Power Centers feature 3 simplex outlets and either one knockout or two active USB jacks, L46X2 Power Centers feature 6 simplex outlets and either two knockouts or four active USB jacks, or combination of both.

For no Power Center (Y)
For Single Power Center, center, mid-depth (GE2), (GE3), (BE6)
For Single Power Center, left or right of joining section edge, mid-depth (BE2), (BE3), BE6)
For Two Power Centers, left and right, mid-depth (AE2), (AE3), (AE6)

Available Electrical Cut-outs per individual table.
L3TV54
outside sections: Y
inside sections: Y, GE2, GE3, GE6, AE2, AE3

L3VV60
outside sections: Y, BE2, BE3
inside sections: AE2, AE3, GE2, GE3, GE6

L3VV62
outside: Y, BE2, BE3, BE6
inside: Y, AE2, AE3, GE2, GE3, GE6

L3VV70
outside: Y, BE2, BE3
inside: Y, AE2, AE3, GE2, GE3, GE6

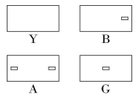


### Features

The LSM Conference Table features a distinctive applied edge detail. The extruded aluminum edge detail is available in a plinth edge profile and is finished to match base finish options. To specify the table, select Plinth edge (P); profile is diagramed below.

*Plinth edge detail:*

*Note:*
LSM tables are Greenguard certified.

# Debra Lehman-Smith and Ron Fiegenschuh
## *LSM Conference Table Series with V-Base*
## *Rectangular Five Segment Conference Table with V-Base*

*Designer(s):*
Debra Lehman-Smith and Ron Fiegenschuh, 2012

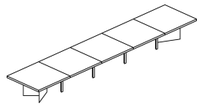

| | description | w | d | h | no. of sections | section width | base/edge selection |
|---|---|---|---|---|---|---|---|
| | **L3XV90** V-Base conference table with intermediate legs  | 300″ | 60″ | 29″ | 5 | 60″ | Paint/Paint |
| | | 300″ | 60″ | 29″ | 5 | 60″ | Satin S.S./ Anno. Aluminum |
| | | 300″ | 60″ | 29″ | 5 | 60″ | Pol. S.S./ Chrome |

| pattern number | laminate (_) | veneer (_) | grey marble (GG, GGS) | emperador dark (GE, GES) | arabescato (MA, MAS) | calacatta (MC, MCS) |
|---|---|---|---|---|---|---|
| **L3XVP90-( )-( )** | $18,494. | $37,319. | $79,353. | $86,536. | $99,245. | $119,128. |
| **L3XVP90-( )-SS** | 22,284. | 41,110. | 83,144. | 90,327. | 103,036. | 122,918. |
| **L3XVP90-( )-C** | 31,623. | 50,450. | 92,483. | 99,667. | 112,375. | 132,258. |

### Order Code

| | |
|---|---|
| *Example:* | L3XVP90-VB-C-BE3-AE3-AE3-AE3-BE3 |
| L3XVP90 | 360″ x 60″ rectangular table, plinth edge, five segments |
| VB | Vetro Bianco top |
| C | Polished stainless steel base and chromed aluminum edge detail |
| BE3 | Cutout for L43x1 Power center, right, mid-depth, segment 1 |
| AE3 | Cutout for L43x1 Power Center, left and right, mid-depth, segment 2 |
| AE3 | Cutout for L43x1 Power Center, left and right, mid-depth, segment 3 |
| AE3 | Cutout forL43x1 Power Center, left and right, mid-depth, segment 4 |
| BE3 | Cutout for L43x1 Power center, left, mid-depth, segment 5 |

*Specify:*
1. Pattern number
2. Top finish (including edgeband)
3. Base and Edge profile finish
4. Cut-out options

### Finishes

*Colored laminate top:*
Bright White (suffix 118)
Folkstone Grey (suffix 114)
*Note: Flat .8mm ABS edgeband to match*

*Veneer top with ¼″ solid wood edge:*
White Ash (suffix A101)
American Walnut (suffix AW)
Natural Oak (suffix ON)
Fumed Oak (suffix OF)
Ebonized Oak (suffix OE)

*Coated marble top finishes (polished, satin):*
Arabescato (suffix MA, MAS)
Calacatta (suffix MC, MCS)
Emperador Dark (suffix GE, GES)
Grey Marble (suffix GG, GGS)

*Base/Edge finishes:*
Polished Stainless Steel/Mirror Chrome (suffix C)
Horizontal Brushed Stainless Steel/anodized aluminum (suffix SS)
White (suffix 118)
Folkstone Grey (suffix 114)
Medium Grey (suffix 115)
Black painted base, Black Anodized Aluminum (suffix R5)

### Electrical

*Power Center Cutout Options: ($133 per cutout)*
Tables can be hardwired using pre-wired boxes, or plugged in with cordset boxes. Table top segments may be specified with zero, one or two cutouts. Individual tables have unique cutout options, please refer to the chart below.

Power Centers are available in three sizes and multiple configurations. L42X1 Power Centers feature 2 simplex outlets and either one knockout or two active USB jacks, L43X1 Power Centers feature 3 simplex outlets and either one knockout or two active USB jacks, L46X2 Power Centers feature 6 simplex outlets and either two knockouts or four active USB jacks, or combination of both.

### Features

For no Power Center (Y)
For Single Power Center, center, mid-depth (GE2), (GE3), (BE6)
For Single Power Center, left or right of joining section edge, mid-depth (BE2), (BE3), BE6)
For Two Power Centers, left and right, mid-depth (AE2), (AE3), (AE6)

Available Electrical Cut-outs per individual table.
L3XV90
outside sections: Y, BE2, BE3
inside sections: Y, AE2, AE3, GE2, GE3, GE6

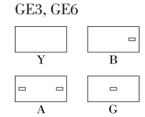


The LSM Conference Table features a distinctive applied edge detail. The extruded aluminum edge detail is available in a plinth edge profile and is finished to match base finish options. To specify the table, select Plinth edge (P); profile is diagramed below.

*Plinth edge detail:*



*Note:*
LSM tables are Greenguard certified.

# Debra Lehman-Smith and Ron Fiegenschuh
## *LSM Conference Table Series with V-Base*
## *Rectangular Six Segment Conference Table with V-Base*

*Designer(s):*
Debra Lehman-Smith and Ron Fiegenschuh, 2012

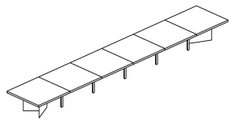

| | description | w | d | h | no. of sections | section width | base/edge selection |
|---|---|---|---|---|---|---|---|
| | **L3VV72** V-Base conference table with intermediate legs | 288″ | 72″ | 29″ | 6 | 48″ | Paint/Paint |
| | | 288″ | 72″ | 29″ | 6 | 48″ | Satin S.S./ Anno. Aluminum |
| | | 288″ | 72″ | 29″ | 6 | 48″ | Pol. S.S./ Chrome |
| | **L3XV92** V-Base conference table with intermediate legs  | 360″ | 60″ | 29″ | 6 | 60″ | Paint/Paint |
| | | 360″ | 60″ | 29″ | 6 | 60″ | Satin S.S./ Anno Aluminum |
| | | 360″ | 60″ | 29″ | 6 | 60″ | Pol. S.S./ Chrome |
| | **L3XV94** V-Base conference table with intermediate legs | 360″ | 72″ | 29″ | 6/8 | 60″/45″ | Paint/Paint |
| | | 360″ | 72″ | 29″ | 6/8 | 60″/45″ | Satin S.S./ Anno. Aluminum |
| | | 360″ | 72″ | 29″ | 6/8 | 60″/45″ | Pol. S.S./ Chrome |

| pattern number | laminate (_) | veneer (_) | engineered stone (VB) | grey marble (GG, GGS) | emperador dark (GE, GES) | arabescato (MA, MAS) | calacatta (MC, MCS) |
|---|---|---|---|---|---|---|---|
| **L3VVP72-( )-( )** | $21,902. | $42,345. | $83,450. | $89,765. | $98,705. | $111,470. | $137,000. |
| **L3VVP72-( )-SS** | 26,277. | 46,721. | 87,824. | 94,141. | 103,080. | 115,845. | 141,376. |
| **L3VVP72-( )-C** | 36,168. | 56,612. | 97,716. | 104,032. | 112,972. | 125,737. | 151,268. |
| **L3XVP92-( )-( )** | 20,271. | 42,862. | n/a | 94,562. | 101,244. | 118,824. | 143,095. |
| **L3XVP92-( )-SS** | 24,031. | 46,621. | n/a | 98,320. | 105,001. | 122,581. | 146,854. |
| **L3XVP92-( )-C** | 35,095. | 57,685. | n/a | 109,385. | 116,067. | 133,647. | 157,920. |
| **L3XVP94-( )-( )** | 22,506. | 49,892. | 107,132. | 110,051. | 121,233. | 137,215. | 169,175. |
| **L3XVP94-( )-SS** | 26,881. | 54,268. | 111,450. | 114,369. | 125,551. | 141,531. | 173,492. |
| **L3XVP94-( )-C** | 36,773. | 64,168. | 123,618. | 136,438. | 147,619. | 163,600. | 195,561. |

### Order Code

| | |
|---|---|
| *Example:* | L3VVP72-MA-SS-Y-AE2-AE2-AE2-AE2-Y |
| L3VVP72 | 288″ x 72″ rectangular table, plinth edge, six segments |
| MA | Polished Arabescato marble top |
| SS | Horizontal brushed stainless steel base and anodized aluminum edge detail to match |
| Y | Cutout for L46x2 Power Center, right, mid-depth, segment B |
| AE2 | Cutout for L46x2 Power Center, left and right, mid-depth, segment B |
| AE2 | Cutout for L46x2 Power Center, left and right, mid-depth, segment B |
| AE2 | Cutout for L46x2 Power Center, left and right, mid-depth, segment B |
| AE2 | Cutout for L46x2 Power Center, left and right, mid-depth, segment B |
| Y | Cutout for L46x2 Power Center, left, mid-depth, segment B |

*Specify:*
1. Pattern number
2. Top finish (including edgeband)
3. Base and Edge profile finish
4. Cut-out options

### Finishes

*Colored laminate top:*
Bright White (suffix 118)
Folkstone Grey (suffix 114)
*Note: Flat .8mm ABS edgeband to match*

*Veneer top with ¼″ solid wood edge:*
White Ash (suffix A101)
American Walnut (suffix AW)
Natural Oak (suffix ON)
Fumed Oak (suffix OF)
Ebonized Oak (suffix OE)

*Coated marble top finishes (polished, satin):*
Arabescato (suffix MA, MAS)
Calacatta (suffix MC, MCS)
Emperador Dark (suffix GE, GES)
Grey Marble (suffix GG, GGS)

*Engineered Stone top:*
Vetro Bianco (suffix VB)

*Note:* Limited availability based on material sheet size.

*Base/Edge finishes:*
Polished Stainless Steel/Mirror Chrome (suffix C)
Horizontal Brushed Stainless Steel/anodized aluminum (suffix SS)
White (suffix 118)
Folkstone Grey (suffix 114)
Medium Grey (suffix 115)
Black painted base, Black Anodized Aluminum (suffix R5)

### Electrical

*Power Center Cutout Options: ($133 per cutout)*
Tables can be hardwired using pre-wired boxes, or plugged in with cordset boxes. Table top segments may be specified with zero, one or two cutouts. Individual tables have unique cutout options, please refer to the chart below.

Power Centers are available in three sizes and multiple configurations. L42X1 Power Centers feature 2 simplex outlets and either one knockout or two active USB jacks, L43X1 Power Centers feature 3 simplex outlets and either one knockout or two active USB jacks, L46X2 Power Centers feature 6 simplex outlets and either two knockouts or four active USB jacks, or combination of both.

For no Power Center (Y)
For Single Power Center, center, mid-depth (GE2), (GE3), (BE6)
For Single Power Center, left or right of joining section edge, mid-depth (BE2), (BE3), BE6)
For Two Power Centers, left and right, mid-depth (AE2), (AE3), (AE6)

Available Electrical Cut-outs per individual table.
L3VV72
outside sections: Y
inside sections: Y, GE2, GE3, GE6, AE2, AE3

L3XV92
outside sections: Y, BE2, BE3
inside sections: Y, GE2, GE3, GE6, AE2, AE3

L3XV94
outside: Y, BE2, BE3
inside: Y, GE2, GE3, GE6, AE2, AE3

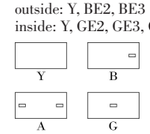


### Features

The LSM Conference Table features a distinctive applied edge detail. The extruded aluminum edge detail is available in a plinth edge profile and is finished to match base finish options. To specify the table, select Plinth edge (P); profile is diagramed below.

*Plinth edge detail:*



*Note:*
LSM tables are Greenguard certified.

Below are the three general configurations of the LSM L-Leg conference tables: square, rectangular with four legs, and rectangular with four corner legs and intermediate support legs

The L-Leg design maximizes leg clearance using an under table support structure that allows for a 120″ wide table with the use of just four legs. Tables wider than 120″ are supported with an inset intermediate supporting leg

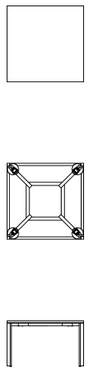

L3SL(P,S)48
One segment, 48″ square with four corner L-Legs

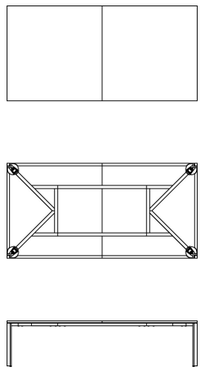

L3SL(P,S)32
Two segment, 120″ wide and 60″ deep with four corner L-Legs

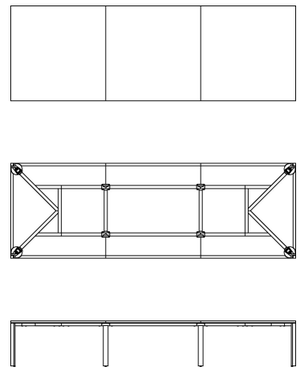

L3TL(P,S)52
Three segment, 180″ wide and 60″ deep with four corner L-Legs and four inset T-shaped intermediate supporting legs

L-Leg
Aluminum extruded L-shaped corner leg with adjustable glide, or fixed L-shaped glide

T-Leg
Aluminum extruded T-shaped intermediate support leg with adjustable glide, or fixed T-shaped glide

**Ordering Information**

*Specify:*
1. Pattern Number, indicating either Plinth (suffix P) or Surround edge detail (suffix S)
2. Top finish
3. Base/edge detail finish
4. Power Center cut-out option, per section

**Construction**

*Top:*
Plastic laminate and wood veneer, 1 3/16″ thick; 3-ply solid particle fiberboard core with balanced backer sheet. Veneer tops come with matching 1/4″ solid lumber exterior edges and veneer self-edge at joining section edges. Plastic laminate tops are edged with matching .8mm ABS flat edge band.

The LSM Conference Table Series features two distinctive applied edge details for all top finishes. The extruded aluminum edge details are available in two profiles and are finished to match base finish options. To specify the table, select either Plinth (P) or partial Surround (S)*; profiles are diagramed below:

*Partial Surround only available on glass top.

Plinth edge



Partial Surround

LSM Power center electrical hubs for table top access. Individual tables have cut-out options per section, per table. See chart below:

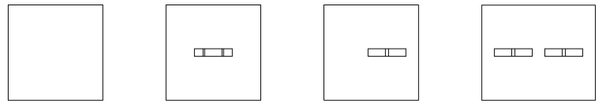

Y | GE2, GE3, GE6 | BE2, BE3, BE6 | AE2, AE3, AE6

| Pattern no. | Outside segment | Inside segment |
|---|---|---|
| **L3-RL(P,S)48** | Y, GE2, GE3 | |
| **L3-RL(P,S)52** | Y, GE2, GE3, GE6 | |
| **L3-SL(P,S)48** | Y, GE2, GE3 | |
| **L3-RL(P,S)00** | Y, GE2, GE3, GE6 | |
| **L3-RL(P,S)02** | Y, GE2, GE3, GE6 | |
| **L3-RL(P,S)04** | Y, GE2, GE3, GE6 | |
| **L3-SL(P,S)20** | Y, BE2 | |
| **L3-SL(P,S)22** | Y, BE2, BE3 | |
| **L3-SL(P,S)24** | Y, BE2, BE3, BE6 | |
| **L3-TL(P,S)40** | Y, BE2 | Y, GE2, GE3, GE6 |
| **L3-TL(P,S)42** | Y, BE2, BE3 | Y, GE2, GE3, GE6 |
| **L3-TL(P,S)44** | Y, BE2, BE3, BE6 | Y, GE2, GE3, GE6 |
| **L3-VL(P,S)60** | Y, BE2, BE3 | Y, GE2, GE3, GE6 |
| **L3-VL(P,S)62** | Y, BE2, BE3, BE6 | Y, GE2, GE3, GE6 |
| **L3-XL(P,S)80** | Y, BE2, BE3 | Y, GE2, GE3, GE6 |
| **L3-XL(P,S)82** | Y, BE2, BE3, BE6 | Y, GE2, GE3, GE6 |
| **L3-SL(P,S)60** | Y, GE2, GE3, GE6 | |
| **L3-RL(P,S)10** | Y, GE2, GE3, GE6 | |
| **L3-RL(P,S)12** | Y, GE2, GE3 | |
| **L3-RL(P,S)14** | Y, GE2, GE3, GE6 | |
| **L3-SL(P,S)30** | Y, BE2 | |
| **L3-SL(P,S)32** | Y, BE2, BE3 | |
| **L3-SL(P,S)34** | Y, BE2, BE3, BE6 | |
| **L3-TL(P,S)50** | Y, BE2 | Y, GE2, GE3, GE6 |
| **L3-TL(P,S)52** | Y, BE2, BE3 | Y, GE2, GE3, GE6 |
| **L3-TL(P,S)54** | Y, BE2, BE3, BE6 | Y, GE2, GE3, GE6 |
| **L3-VL(P,S)70** | Y, BE2, BE3 | Y, GE2, GE3, GE6 |
| **L3-VL(P,S)72** | Y, BE2, BE3, BE6 | Y, GE2, GE3, GE6 |
| **L3-XL(P,S)90** | Y, BE2, BE3 | Y, GE2, GE3, GE6 |
| **L3-XL(P,S)92** | Y, BE2, BE3 | Y, GE2, GE3, GE6 |

*Power Center Cutout Options:*
. Per cut out, per section
Y - No Cut Outs
AE2 - 2X1 Power Center, center depth, two side locations (R&L)
AE3 - 3X1 Power Center, center depth, two side locations (R&L)
AE6 - 6X2 Power Center, center depth, two side locations (R&L)
BE2 - 2X1 Power Center, center on depth, one side location
BE3 - 3X1 Power Center, center on depth, one side location
BE6 - 6X2 Power Center, center on depth, one side location
GE2 - 2X1 Power Center, center on depth, center on width
GE3 - 3X1 Power Center, center on depth, center on width
GE6 - 6X2 Power Center, center on depth, center on width

*Leg and frame*
The L-Leg conference tables feature extruded aluminum legs that connect to the table surface with four adjustable aluminum corner castings that allows for precise alignment with the tables edge. A steel sub-structure spans the table's width and provides rigid support for all material options

*Leveling:*
Three leveling glides are located within each v-base column and feature a glide-shroud that eliminates any light gap due to irregularities in the floor

*Electrical Options:*
Compatible with either a 2 5/8″ grommet, or the LSM Power Center electrical hubs for table top electrical access; individual tables have unique cut-out options per table size

Shipping:
Tops, legs, intermediate legs and supporting rails are shipped separately. Tops are predrilled for attachment to legs and support rails

# Debra Lehman-Smith and Ron Fiegenschuh
## *LSM Conference Table Series with L-Legs*
## *Rectangular Conference Table with L-Legs*

*Designer(s):*
Debra Lehman-Smith and Ron Fiegenschuh, 2012

| | description | w | d | h | no. of sections | no. of legs | base/edge selection |
|---|---|---|---|---|---|---|---|
| | **L3RL48** L-Leg conference table | 72″ | 42″ | 29″ | 1 | 4 | Paint/ Annodized |
| | | 72″ | 42″ | 29″ | 1 | 4 | Chrome |
| | **L3RL52** L-Leg conference table | 84″ | 42″ | 29″ | 1 | 4 | Paint/ Annodized |
| | | 84″ | 42″ | 29″ | 1 | 4 | Chrome |
| | **L3SL48** L-Leg conference table | 48″ | 48″ | 29″ | 1 | 4 | Paint/ Annodized |
| | | 48″ | 48″ | 29″ | 1 | 4 | Chrome |
| | **L3RL00** L-Leg conference table | 72″ | 48″ | 29″ | 1 | 4 | Paint/ Anodized |
| | | 72″ | 48″ | 29″ | 1 | 4 | Chrome |
| | **L3RL02** L-Leg conference table | 84″ | 48″ | 29″ | 1 | 4 | Paint/ Anodized |
| | | 84″ | 48″ | 29″ | 1 | 4 | Chrome |
| | **L3RL04** L-Leg conference table | 96″ | 48″ | 29″ | 1 | 4 | Paint/ Anodized |
| | | 96″ | 48″ | 29″ | 1 | 4 | Chrome |
| | **L3SL60** L-Leg conference table | 60″ | 60″ | 29″ | 1 | 4 | Paint/ Annodized |
| | | 60″ | 60″ | 29″ | 1 | 4 | Chrome |

| pattern no. | laminate | veneer | engineered stone (VB) | grey marble (GG, GGS) | emperador dark (GE, GES) | arabescato (MA, MAS) | calacatta (MC, MCS) | Laminted glass (ALG) |
|---|---|---|---|---|---|---|---|---|
| **L3RLP48-( )-( )** | $4,015. | $6,680. | $10,842. | $11,248. | $11,843. | $13,658. | $17,179. | |
| **L3RLP48-( )-C** | 8,279. | 11,116. | 15,689. | 16,118. | 16,748. | 18,665. | 22,386. | |
| **L3RL(P,S)52-( )-( )** | 4,166. | 7,354. | 12,261. | 12,731. | 13,426. | 15,548. | 19,664. | 29,089. |
| **L3RL(P,S)52-( )-C** | 8,817. | 12,211. | 17,585. | 18,081. | 18,817. | 21,057. | 25,410. | 33,718. |
| **L3SLP48-( )-( )** | 3,472. | 5,337. | 8,561. | 9,176. | 9,987. | 10,710. | 13,401. | |
| **L3SLP48-( )-C** | 7,155. | 9,140. | 12,702. | 13,352. | 14,210. | 14,972. | 17,816. | |
| **L3RLP00-( )-( )** | 4,141. | 7,243. | 10,772. | 11,167. | 11,747. | 15,248. | 16,981. | |
| **L3RLP00-( )-C** | 8,409. | 11,712. | 15,611. | 16,028. | 16,642. | 20,340. | 22,173. | |
| **L3RLP02-( )-( )** | 4,356. | 7,901. | 13,665. | 14,208. | 15,002. | 17,421. | 22,116. | |
| **L3RLP02-( )-C** | 9,014. | 12,790. | 19,065. | 19,638. | 20,477. | 23,034. | 27,996. | |
| **L3RLP04-( )-( )** | 4,537. | 8,663. | 15,270. | 15,884. | 16,795. | 19,559. | 24,921. | |
| **L3RLP04-( )-C** | 8,686. | 13,078. | 20,211. | 20,860. | 21,822. | 24,742. | 30,409. | |
| **L3SL(P,S)60-( )-( )** | 3,903. | 7,226. | n/a | 12,672. | 13,387. | 15,545. | 19,733. | 28,856. |
| **L3SL(P,S)60-( )-C** | 7,581. | 11,119. | n/a | 17,010. | 17,764. | 20,045. | 24,472. | 32,456. |

### Order Code

| | |
|---|---|
| *Example:* | L3RLP48-MAS-SS-GE2 |
| L3RLP48 | 72″ x 42″ rectangular table, plinth edge, one segment |
| MAS | Satin Coated Arabescato top |
| SS | Brushed anodized aluminum legs, stainless finish edge |
| GE2 | Cutout for L42x1 Power Center, center, mid-depth |

*Specify:*
1. Pattern number
2. Top finish (including edgeband)
3. Base and Edge profile finish
4. Cut-out options
5. Grommet finish (optional)

### Finishes

*Colored laminate top:*
Bright White (suffix 118)
Folkstone Grey (suffix 114)
*Note: Flat .8mm ABS edgeband to match*

*Veneer top with ¼″ solid wood edge:*
White Ash (suffix A101)
American Walnut (suffix AW)
Natural Oak (suffix ON)
Fumed Oak (suffix OF)
Ebonized Oak (suffix OE)

*Coated marble top finishes:*
Arabescato (suffix MA, MAS)
Calacatta (suffix MC, MCS)
Emperador Dark (suffix GE, GES)
Grey Marble (suffix GG, GGS)

*Engineered Stone top:*
Vetro Bianco (suffix VB)

*Note:* Limited availability based on material sheet size.

*Laminated Glass top:*
Woven aluminum wire (suffix ALG)

*Leg/Edge finishes:*
Mirror Chrome (suffix C)
Brushed anodized aluminum, stainless finish (suffix SS)
White (suffix 118)
Folkstone Grey (suffix 114)
Medium Grey (suffix 115)
Brushed Black Anodized Aluminum (suffix R5)

### Electrical

*Grommet options: ($133 per cutout)*
Tables may be specified with zero, one or two grommets per section. All grommets are 2⅞″ diameter. For detailed information, consult page 212

No grommets (Y)
Single grommet, left, mid-depth (BGG2)
Two grommets, left & right, mid-depth (AGG2)

*Power Center Cutout Options: ($133 per cutout)*
Tables can be hardwired using pre-wired boxes, or plugged in with cordset boxes. Table top segments may be specified with zero, one or two cutouts. Individual tables have unique cutout options, please refer to the chart below.

Power Centers are available in three sizes and multiple configurations. L42X1 Power Centers feature 2 simplex outlets and either one knockout or two active USB jacks, L43X1 Power Centers feature 3 simplex outlets and either one knockout or two active USB jacks, L46X2 Power Centers feature 6 simplex outlets and either two knockouts or four active USB jacks, or combination of both.

For no Power Center (Y)
For Single Power Center, center, mid-depth (GE2), (GE3), (BE6)
For Single Power Center, left or right of joining section edge, mid-depth (BE2), (BE3), BE6)
For Two Power Centers, left and right, mid-depth (AE2), (AE3), (AE6)

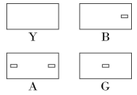


Available Electrical Cut-outs per individual table.
L3RL48: Y, GE2, GE3
L3RL52: Y, GE2, GE3, GE6
L3SL48: Y, GE2, GE3
L3RL00: Y, GE2, GE3, GE6
L3RL02: Y, GE2, GE3, GE6
L3RL04: Y, GE2, GE3, GE6
L3SL60: Y, GE2, GE3, GE6
L3RL14: Y, GE2, GE3, GE6
L3RL10: Y, GE2, GE3, GE6
L3RL12: Y, GE2, GE3
L3RL14: Y, GE2, GE3, GE6

### Features

The LSM Conference Table features two distinctive applied edge details. The extruded aluminum edge details are available in two profiles and are finished to match base finish options. To specify the table, select either Plinth edge (P) or the partial Surround (S); profiles are diagramed below.

*Please note that the partial Surround edge profile is only available on laminated glass (ALG).

*Plinth edge detail:*

*Partial Surround edge detail:*

*Note:*
LSM tables are Greenguard certified.

# Debra Lehman-Smith and Ron Fiegenschuh
## *LSM Conference Table Series with L-Legs*
## *Rectangular Conference Table with L-Legs*

*Designer(s):*
Debra Lehman-Smith and Ron Fiegenschuh, 2012

| | description | w | d | h | no. of sections | no. of legs | base/edge selection |
|---|---|---|---|---|---|---|---|
| | **L3RL10** L-Leg conference table | 72″ | 60″ | 29″ | 1 | 4 | Paint/ Anodized |
| | | 72″ | 60″ | 29″ | 1 | 4 | Chrome |
| | **L3RL12** L-Leg conference table | 84″ | 60″ | 29″ | 1 | 4 | Paint/ Anodized |
| | | 84″ | 60″ | 29″ | 1 | 4 | Chrome |
| | **L3RL14** L-Leg conference table | 96″ | 60″ | 29″ | 1 | 4 | Paint/ Anodized |
| | | 96″ | 60″ | 29″ | 1 | 4 | Chrome |

| pattern no. | laminate | veneer | engineered stone (VB) | grey marble (GG, GGS) | emperador dark (GE, GES) | arabescato (MA, MAS) | calacatta (MC, MCS) | Laminted glass (ALG) |
|---|---|---|---|---|---|---|---|---|
| **L3RLP10-( )-( )** | $4,355. | $8,446. | n/a | $15,060. | $15,909. | $18,509. | $23,547. | |
| **L3RLP10-( )-C** | 8,625. | 12,980. | n/a | 20,130. | 21,026. | 23,774. | 29,099. | |
| **L3RLP12-( )-( )** | 4,843. | 9,503. | n/a | 17,443. | 18,435. | 21,460. | 27,329. | |
| **L3RLP12-( )-C** | 9,351. | 14,318. | n/a | 22,873. | 23,922. | 27,119. | 33,319. | |
| **L3RLP14-( )-( )** | 4,856. | 10,256. | n/a | 19,356. | 20,495. | 23,962. | 30,679. | |
| **L3RLP14-( )-C** | 9,014. | 14,760. | n/a | 24,515. | 25,717. | 29,382. | 36,481. | |

### Order Code

| | |
|---|---|
| *Example:* | L3RLP48-MAS-SS-GE2 |
| L3RLP48 | 72″ x 42″ rectangular table, plinth edge, one segment |
| MAS | Satin Coated Arabescato top |
| SS | Brushed anodized aluminum legs, stainless finish edge |
| GE2 | Cutout for L42x1 Power Center, center, mid-depth |

*Specify:*
1. Pattern number
2. Top finish (including edgeband)
3. Base and Edge profile finish
4. Cut-out options
5. Grommet finish (optional)

### Finishes

*Colored laminate top:*
Bright White (suffix 118)
Folkstone Grey (suffix 114)
*Note: Flat .8mm ABS edgeband to match*

*Veneer top with ¼″ solid wood edge:*
White Ash (suffix A101)
American Walnut (suffix AW)
Natural Oak (suffix ON)
Fumed Oak (suffix OF)
Ebonized Oak (suffix OE)

*Coated marble top finishes:*
Arabescato (suffix MA, MAS)
Calacatta (suffix MC, MCS)
Emperador Dark (suffix GE, GES)
Grey Marble (suffix GG, GGS)

*Engineered Stone top:*
Vetro Bianco (suffix VB)

*Note:* Limited availability based on material sheet size.

*Laminated Glass top:*
Woven aluminum wire (suffix ALG)

*Leg/Edge finishes:*
Mirror Chrome (suffix C)
Brushed anodized aluminum, stainless finish (suffix SS)
White (suffix 118)
Folkstone Grey (suffix 114)
Medium Grey (suffix 115)
Brushed Black Anodized Aluminum (suffix R5)

### Electrical

*Grommet options: ($133 per cutout)*
Tables may be specified with zero, one or two grommets per section. All grommets are 2⅞″ diameter. For detailed information, consult page 212

No grommets (Y)
Single grommet, left, mid-depth (BGG2)
Two grommets, left & right, mid-depth (AGG2)

*Power Center Cutout Options: ($133 per cutout)*
Tables can be hardwired using pre-wired boxes, or plugged in with cordset boxes. Table top segments may be specified with zero, one or two cutouts. Individual tables have unique cutout options, please refer to the chart below.

Power Centers are available in three sizes and multiple configurations. L42X1 Power Centers feature 2 simplex outlets and either one knockout or two active USB jacks, L43X1 Power Centers feature 3 simplex outlets and either one knockout or two active USB jacks, L46X2 Power Centers feature 6 simplex outlets and either two knockouts or four active USB jacks, or combination of both.

For no Power Center (Y)
For Single Power Center, center, mid-depth (GE2), (GE3), (BE6)
For Single Power Center, left or right of joining section edge, mid-depth (BE2), (BE3), BE6)
For Two Power Centers, left and right, mid-depth (AE2), (AE3), (AE6)

Available Electrical Cut-outs per individual table.
L3RL48: Y, GE2, GE3
L3RL52: Y, GE2, GE3, GE6
L3SL48: Y, GE2, GE3
L3RL00: Y, GE2, GE3, GE6
L3RL02: Y, GE2, GE3, GE6
L3RL04: Y, GE2, GE3, GE6
L3SL60: Y, GE2, GE3, GE6
L3RL14: Y, GE2, GE3, GE6
L3RL10: Y, GE2, GE3, GE6
L3RL12: Y, GE2, GE3
L3RL14: Y, GE2, GE3, GE6

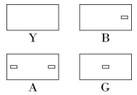


### Features

The LSM Conference Table features two distinctive applied edge details. The extruded aluminum edge details are available in two profiles and are finished to match base finish options. To specify the table, select either Plinth edge (P) or the partial Surround (S); profiles are diagramed below.

*Please note that the partial Surround edge profile is only available on laminated glass (ALG).

*Plinth edge detail:*

*Partial Surround edge detail:*

*Note:*
LSM tables are Greenguard certified.

# Debra Lehman-Smith and Ron Fiegenschuh
## *LSM Conference Table Series with L-Legs*
## *Rectangular Two Segment Conference Table with L-Legs*

*Designer(s):*
Debra Lehman-Smith and Ron Fiegenschuh, 2012

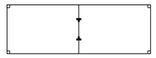

| | description | w | d | h | no. of sections | section width | no. of legs | base/edge selection |
|---|---|---|---|---|---|---|---|---|
| **L3SL20** | L-Leg conference table | 108″ | 48″ | 29″ | 2 | 54″ | 4 | Paint/ Anodized |
| | | 108″ | 48″ | 29″ | 2 | 54″ | 4 | Chrome |
| **L3SL22** | L-Leg conference table | 120″ | 48″ | 29″ | 2 | 60″ | 4 | Paint/ Anodized |
| | | 120″ | 48″ | 29″ | 2 | 60″ | 4 | Chrome |
| **L3SL24** | L-Leg conference table | 144″ | 48″ | 29″ | 2 | 72″ | 6 | Paint/ Anodized |
| | | 144″ | 48″ | 29″ | 2 | 72″ | 6 | Chrome |
| **L3SL30** | L-Leg conference table | 108″ | 60″ | 29″ | 2 | 54″ | 4 | Paint/ Anodized |
| | | 108″ | 60″ | 29″ | 2 | 54″ | 4 | Chrome |
| **L3SL32** | L-Leg conference table | 120″ | 60″ | 29″ | 2 | 60″ | 4 | Paint/ Anodized |
| | | 120″ | 60″ | 29″ | 2 | 60″ | 4 | Chrome |
| **L3SL34** | L-Leg conference table | 144″ | 60″ | 29″ | 2 | 72″ | 6 | Paint/ Anodized |
| | | 144″ | 60″ | 29″ | 2 | 72″ | 6 | Chrome |

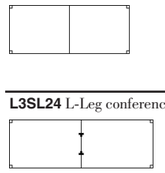





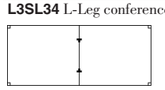

| pattern no. | laminate | veneer | engineered stone (VB) | grey marble (GG, GGS) | emperador dark (GE, GES) | arabescato (MA, MAS) | calacatta (MC, MCS) |
|---|---|---|---|---|---|---|---|
| **L3SLP20-( )-( )** | $5,397. | $9,852. | $16,936. | $17,622. | $18,643. | $21,757. | $27,789. |
| **L3SLP20-( )-C** | 9,878. | 16,217. | 23,952. | 24,676. | 25,754. | 29,045. | 35,420. |
| **L3SLP22-( )-( )** | 5,511. | 10,868. | 18,444. | 19,211. | 20,359. | 23,816. | 30,532. |
| **L3SLP22-( )-C** | 11,596. | 17,300. | 25,544. | 26,356. | 27,568. | 31,221. | 38,320. |
| **L3SLP24-( )-( )** | 6,291. | 12,495. | 22,098. | 23,018. | 24,380. | 28,534. | 36,588. |
| **L3SLP24-( )-C** | 13,503. | 20,109. | 30,543. | 31,515. | 32,956. | 37,344. | 45,856. |
| **L3SLP30-( )-( )** | 5,737. | 11,930. | 20,639. | 21,496. | 22,778. | 26,670. | 34,218. |
| **L3SLP30-( )-C** | 11,824. | 18,418. | 27,851. | 28,758. | 30,113. | 34,225. | 42,200. |
| **L3SLP32-( )-( )** | 6,490. | 13,911. | n/a | 23,517. | 24,944. | 29,268. | 37,664. |
| **L3SLP32-( )-C** | 12,627. | 20,527. | n/a | 30,892. | 32,400. | 36,969. | 45,842. |
| **L3SLP34-( )-( )** | 6,462. | 14,645. | n/a | 27,841. | 29,548. | 34,730. | 44,789. |
| **L3SLP34-( )-C** | 13,673. | 22,384. | n/a | 36,599. | 38,401. | 43,879. | 54,506. |

### Order Code

| | |
|---|---|
| *Example:* | L3SLP20-MC-SS-BE2-BE2 |
| L3SL20 | 108″ x 48″ rectangular table, plinth edge, two segments |
| MC | Coated Calacatta top |
| SS | Brushed anodized aluminum legs, stainless finish edge |
| BE2 | Cutout for L42x1 Power Center, left of joining edge section, mid-depth, segment 1 |
| BE2 | Cutout for L42x1 Power Center, right of joining edge section, mid-depth, segment 2 |

*Specify:*
1. Pattern number
2. Top finish (including edgeband)
3. Base and Edge profile finish
4. Cut-out options
5. Grommet finish (optional)

### Finishes

*Colored laminate top:*
Bright White (suffix 118)
Folkstone Grey (suffix 114)
*Note: Flat .8mm ABS edgeband to match*

*Veneer top with ¼″ solid wood edge:*
White Ash (suffix A101)
American Walnut (suffix AW)
Natural Oak (suffix ON)
Fumed Oak (suffix OF)
Ebonized Oak (suffix OE)

*Coated marble top finishes:*
Arabescato (suffix MA, MAS)
Calacatta (suffix MC, MCS)
Emperador Dark (suffix GE, GES)
Grey Marble (suffix GG, GGS)

*Engineered Stone top:*
Vetro Bianco (suffix VB)

*Note:* Limited availability based on material sheet size.

*Leg/Edge finishes:*
Mirror Chrome (suffix C)
Brushed anodized aluminum, stainless finish (suffix SS)
White (suffix 118)
Folkstone Grey (suffix 114)
Medium Grey (suffix 115)
Brushed Black Anodized Aluminum (suffix R5)

### Electrical

*Grommet options: ($133 per cutout)*
Tables may be specified with zero, one or two grommets per section. All grommets are 2⅞″ diameter. For detailed information, consult page 212

No grommets (Y)
Single grommet, left, mid-depth (BGG2)
Two grommets, left & right, mid-depth (AGG2)

*Power Center Cutout Options: ($133 per cutout)*
Tables can be hardwired using pre-wired boxes, or plugged in with cordset boxes. Table top segments may be specified with zero, one or two cutouts. Individual tables have unique cutout options, please refer to the chart below.

Power Centers are available in three sizes and multiple configurations. L42X1 Power Centers feature 2 simplex outlets and either one knockout or two active USB jacks, L43X1 Power Centers feature 3 simplex outlets and either one knockout or two active USB jacks, L46X2 Power Centers feature 6 simplex outlets and either two knockouts or four active USB jacks, or combination of both.

For no Power Center (Y)
For Single Power Center, center, mid-depth (GE2), (GE3), (BE6)
For Single Power Center, left or right of joining section edge, mid-depth (BE2), (BE3), BE6)
For Two Power Centers, left and right, mid-depth (AE2), (AE3), (AE6)

Available Electrical Cut-outs per individual table.
L3SL20: Y, BE2
L3SL22: Y, BE2, BE3
L3SL24: Y, BE2, BE3, BE6
L3SL30: Y, BE2
L3SL32: Y, BE2, BE3
L3SL34: Y, BE2, BE3, BE6

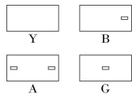


### Features

The LSM Conference Table features a distinctive applied edge detail. The extruded aluminum edge detail is available in a plinth edge profile and is finished to match base finish options. To specify the table, select Plinth edge (P); profile is diagramed below.

*Plinth edge detail:*

*Note:*
LSM tables are Greenguard certified.

# Debra Lehman-Smith and Ron Fiegenschuh
## *LSM Conference Table Series with L-Legs*
## *Rectangular Three Segment Conference Table with L-Legs*

*Designer(s):*
Debra Lehman-Smith and Ron Fiegenschuh, 2012

| | description | w | d | h | no. of sections | section width | no. of legs | base/edge selection |
|---|---|---|---|---|---|---|---|---|
| | **L3TL40** L-Leg conference table | 162″ | 48″ | 29″ | 3 | 54″ | 8 | Paint/ Anodized |
| | | 162″ | 48″ | 29″ | 3 | 54″ | 8 | Chrome |
| | **L3TL42** L-Leg conference table | 180″ | 48″ | 29″ | 3 | 60″ | 8 | Paint/ Anodized |
| | | 180″ | 48″ | 29″ | 3 | 60″ | 8 | Chrome |
| | **L3TL44** L-Leg conference table | 216″ | 48″ | 29″ | 3 | 72″ | 8 | Paint/ Anodized |
| | | 216″ | 48″ | 29″ | 3 | 72″ | 8 | Chrome |
| | **L3TL50** L-Leg conference table | 162″ | 60″ | 29″ | 3 | 54″ | 8 | Paint/ Anodized |
| | | 162″ | 60″ | 29″ | 3 | 54″ | 8 | Chrome |
| | **L3TL52** L-Leg conference table | 180″ | 60″ | 29″ | 3 | 60″ | 8 | Paint/ Anodized |
| | | 180″ | 60″ | 29″ | 3 | 60″ | 8 | Chrome |
| | **L3TL54** L-Leg conference table | 216″ | 60″ | 29″ | 3 | 72″ | 8 | Paint/ Anodized |
| | | 216″ | 60″ | 29″ | 3 | 72″ | 8 | Chrome |

| pattern no. | laminate | veneer | engineered stone (VB) | grey marble (GG, GGS) | emperador dark (GE, GES) | arabescato (MA, MAS) | calacatta (MC, MCS) |
|---|---|---|---|---|---|---|---|
| **L3TLP40-( )-( )** | $7,746. | $14,427. | $25,271. | $26,319. | $27,871. | $32,566. | $41,684. |
| **L3TLP40-( )-C** | 17,828. | 24,942. | 36,830. | 37,938. | 39,579. | 44,539. | 54,175. |
| **L3TLP42-( )-( )** | 8,057. | 16,095. | 27,489. | 28,643. | 30,350. | 35,533. | 45,591. |
| **L3TLP42-( )-C** | 18,425. | 26,981. | 39,453. | 40,674. | 42,476. | 47,954. | 58,581. |
| **L3TLP44-( )-( )** | 8,414. | 17,722. | 32,138. | 33,519. | 35,578. | 41,798. | 53,879. |
| **L3TLP44-( )-C** | 18,510. | 28,420. | 44,057. | 45,517. | 47,691. | 54,266. | 67,029. |
| **L3TLP50-( )-( )** | 8,162. | 17,452. | 30,761. | 32,069. | 34,011. | 39,888. | 51,300. |
| **L3TLP50-( )-C** | 18,259. | 28,150. | 42,618. | 44,002. | 46,052. | 52,264. | 64,324. |
| **L3TLP52-( )-( )** | 9,026. | 18,384. | n/a | 34,872. | 37,013. | 43,495. | 56,081. |
| **L3TLP52-( )-C** | 18,527. | 29,143. | n/a | 46,964. | 49,225. | 56,076. | 69,376. |
| **L3TLP54-( )-( )** | 8,766. | 21,040. | n/a | 52,538. | 55,959. | 66,334. | 86,467. |
| **L3TLP54-( )-C** | 18,874. | 31,940. | n/a | 65,601. | 69,216. | 80,178. | 101,454. |

### Order Code

| | |
|---|---|
| *Example:* | L3TLP40-35-114-114-Y-GE6-Y |
| L3TLP40 | 162″ x 48″ rectangular table, plinth edge, three segments |
| 114 | Folkstone Grey laminate with matching ABS edgeband |
| 114 | Folkstone Grey painted legs and Folkstone Grey painted aluminum edge to match |
| Y | No cutout, segment 1 |
| GE6 | Cutout for L46x2 Power Center, center, mid-depth, segment 2 |
| Y | No cutout, segment 3 |

*Specify:*
1. Pattern number
2. Top finish (including edgeband)
3. Base and Edge profile finish
4. Cut-out options
5. Grommet finish (optional)

### Finishes

*Colored laminate top:*
Bright White (suffix 118)
Folkstone Grey (suffix 114)
*Note: Flat .8mm ABS edgeband to match*

*Veneer top with ¼″ solid wood edge:*
White Ash (suffix A101)
American Walnut (suffix AW)
Natural Oak (suffix ON)
Fumed Oak (suffix OF)
Ebonized Oak (suffix OE)

*Coated marble top finishes:*
Arabescato (suffix MA, MAS)
Calacatta (suffix MC, MCS)
Emperador Dark (suffix GE, GES)
Grey Marble (suffix GG, GGS)

*Engineered Stone top:*
Vetro Bianco (suffix VB)

*Note:* Limited availability based on material sheet size.

*Leg/Edge finishes:*
Mirror Chrome (suffix C)
Brushed anodized aluminum, stainless finish (suffix SS)
White (suffix 118)
Folkstone Grey (suffix 114)
Medium Grey (suffix 115)
Brushed Black Anodized Aluminum (suffix R5)

### Electrical

*Grommet options: ($133 per cutout)*
Tables may be specified with zero, one or two grommets per section. All grommets are 2⅞″ diameter. For detailed information, consult page 212

No grommets (Y)
Single grommet, left, mid-depth (BGG2)
Two grommets, left & right, mid-depth (AGG2)



*Power Center Cutout Options: ($133 per cutout)*
Tables can be hardwired using pre-wired boxes, or plugged in with cordset boxes. Table top segments may be specified with zero, one or two cutouts. Individual tables have unique cutout options, please refer to the chart below.

Power Centers are available in three sizes and multiple configurations. L42X1 Power Centers feature 2 simplex outlets and either one knockout or two active USB jacks, L43X1 Power Centers feature 3 simplex outlets and either one knockout or two active USB jacks, L46X2 Power Centers feature 6 simplex outlets and either two knockouts or four active USB jacks, or combination of both.

For no Power Center (Y)
For Single Power Center, center, mid-depth (GE2), (GE3), (BE6)
For Single Power Center, left or right of joining section edge, mid-depth (BE2), (BE3), BE6)
For Two Power Centers, left and right, mid-depth (AE2), (AE3), (AE6)

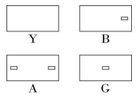


Available Electrical Cut-outs per individual table.
L3TL40
outside sections: Y, BE2
inside sections: Y, GE2, GE3, GE6

L3TL42
outside sections: Y, BE2, BE3
inside sections: Y, GE2, GE3, GE6

L3TL44
outside: Y, BE2, BE3
inside: Y, GE2, GE3, GE6

L3TL50
outside sections: Y, BE2
inside sections: Y, GE2, GE3

L3TL52
outside sections: Y, BE2, BE3
inside sections: Y, GE2, GE3, GE6

L3TL54
outside: Y, BE2, BE3, BE6
inside: Y, GE2, GE3, GE6

### Features

The LSM Conference Table features a distinctive applied edge detail. The extruded aluminum edge detail is available in a plinth edge profile and is finished to match base finish options. To specify the table, select Plinth edge (P); profile is diagramed below.

*Plinth edge detail:*

*Note:*
LSM tables are Greenguard certified.

# Debra Lehman-Smith and Ron Fiegenschuh
## *LSM Conference Table Series with L-Legs*
## *Rectangular Four Segment Conference Table with L-Legs*

*Designer(s):*
Debra Lehman-Smith and Ron Fiegenschuh, 2012

| description | w | d | h | no. of sections | section width | no. of legs | base/edge selection |
|---|---|---|---|---|---|---|---|
| **L3VL60** L-Leg conference table | 240″ | 48″ | 29″ | 4 | 60″ | 10 | Paint/ Anodized |
| | 240″ | 48″ | 29″ | 4 | 60″ | 10 | Chrome |
| **L3VL62** L-Leg conference table | 288″ | 48″ | 29″ | 4 | 72″ | 10 | Paint/ Anodized |
| | 288″ | 48″ | 29″ | 4 | 72″ | 10 | Chrome |
| **L3VL70** L-Leg conference table | 240″ | 60″ | 29″ | 4 | 60″ | 10 | Paint/ Anodized |
| | 240″ | 60″ | 29″ | 4 | 60″ | 10 | Chrome |
| **L3VL72** L-Leg conference table | 288″ | 60″ | 29″ | 4 | 72″ | 10 | Paint/ Anodized |
| | 288″ | 60″ | 29″ | 4 | 72″ | 10 | Chrome |

| pattern no. | laminate | veneer top | engineered stone (VB) | grey marble (GG, GGS) | emperador dark (GE, GES) | arabescato (MA, MAS) | calacatta (MC, MCS) |
|---|---|---|---|---|---|---|---|
| **L3VLP60-( )-( )** | $10,017. | $20,733. | $38,680. | $39,347. | $43,374. | $50,759. | $62,859. |
| **L3VLP60-( )-C** | 23,025. | 34,434. | 53,935. | 54,640. | 58,895. | 66,700. | 79,485. |
| **L3VLP62-( )-( )** | 10,380. | 27,018. | 45,271. | 46,082. | 50,922. | 59,788. | 74,297. |
| **L3VLP62-( )-C** | 23,411. | 41,124. | 60,900. | 61,759. | 66,872. | 76,241. | 91,572. |
| **L3VLP70-( )-( )** | 10,400. | 23,696. | n/a | 48,115. | 536,162. | 62,434. | 77,593. |
| **L3VLP70-( )-C** | 23,419. | 37,575. | n/a | 63,893. | 69,227. | 79,031. | 95,043. |
| **L3VLP72-( )-( )** | 10,861. | 27,226. | n/a | 56,637. | 62,702. | 73,826. | 92,027. |
| **L3VLP72-( )-C** | 23,911. | 41,334. | n/a | 72,896. | 79,308. | 91,061. | 110,295. |

### Order Code

| | |
|---|---|
| *Example:* | L3VLP60-ON-C-BE3-GE3-GE3-BE3 |
| L3VLP60 | 240″ x 48″ rectangular table, plinth edge, four segments |
| ON | Natural Oak veneer top |
| C | Mirror chrome legs and mirror chrome edge detail |
| BE3 | Cutout for L43x1 Power Center, left of joining edge section, mid-depth, segment 1 |
| GE3 | Cutout for L43x1 Power Center, center, mid-depth, segment 2 |
| GE3 | Cutout for L43x1 Power Center, center, mid-depth, segment 3 |
| BE3 | Cutout for L43x1 Power Center, right of joining edge section, mid-depth, segment 4 |

*Specify:*
1. Pattern number
2. Top finish (including edgeband)
3. Base and Edge profile finish
4. Cut-out options
5. Grommet finish (optional)

### Finishes

*Colored laminate top:*
Bright White (suffix 118)
Folkstone Grey (suffix 114)
*Note: Flat .8mm ABS edgeband to match*

*Veneer top with ¼″ solid wood edge:*
White Ash (suffix A101)
American Walnut (suffix AW)
Natural Oak (suffix ON)
Fumed Oak (suffix OF)
Ebonized Oak (suffix OE)

*Coated marble top finishes:*
Arabescato (suffix MA, MAS)
Calacatta (suffix MC, MCS)
Emperador Dark (suffix GE, GES)
Grey Marble (suffix GG, GGS)

*Engineered Stone top:*
Vetro Bianco (suffix VB)

*Note:* Limited availability based on material sheet size.

*Leg/Edge finishes:*
Mirror Chrome (suffix C)
Brushed anodized aluminum, stainless finish (suffix SS)
White (suffix 118)
Folkstone Grey (suffix 114)
Medium Grey (suffix 115)
Brushed Black Anodized Aluminum (suffix R5)

### Electrical

*Grommet options: ($133 per cutout)*
Tables may be specified with zero, one or two grommets per section. All grommets are 2⅞″ diameter. For detailed information, consult page 212

No grommets (Y)
Single grommet, left, mid-depth (BGG2)
Two grommets, left & right, mid-depth (AGG2)

*Power Center Cutout Options: ($133 per cutout)*
Tables can be hardwired using pre-wired boxes, or plugged in with cordset boxes. Table top segments may be specified with zero, one or two cutouts. Individual tables have unique cutout options, please refer to the chart below.

Power Centers are available in three sizes and multiple configurations. L42X1 Power Centers feature 2 simplex outlets and either one knockout or two active USB jacks, L43X1 Power Centers feature 3 simplex outlets and either one knockout or two active USB jacks, L46X2 Power Centers feature 6 simplex outlets and either two knockouts or four active USB jacks, or combination of both.

For no Power Center (Y)
For Single Power Center, center, mid-depth (GE2), (GE3), (BE6)
For Single Power Center, left or right of joining section edge, mid-depth (BE2), (BE3), BE6)
For Two Power Centers, left and right, mid-depth (AE2), (AE3), (AE6)

Available Electrical Cut-outs per individual table.
L3VL60
outside sections: Y, BE2, BE3
inside sections: Y, GE2, GE3, GE6

L3VL62
outside sections: Y, BE2, BE3, BE6
inside sections: Y, GE2, GE3, GE6

L3VL70
outside: Y, BE2, BE3
inside: Y, GE2, GE3, GE6

L3VL72
outside sections: Y, BE2, BE3, BE6
inside sections: Y, GE2, GE3, GE6

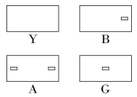


### Features

The LSM Conference Table features a distinctive applied edge detail. The extruded aluminum edge detail is available in a plinth edge profile and is finished to match base finish options. To specify the table, select Plinth edge (P); profile is diagramed below.

*Plinth edge detail:*

*Note:*
LSM tables are Greenguard certified.

# Debra Lehman-Smith and Ron Fiegenschuh
## *LSM Conference Table Series with L-Legs*
## *Rectangular Five Segment Conference Table with L-Legs*

*Designer(s):*
Debra Lehman-Smith and Ron Fiegenschuh, 2012

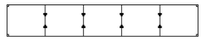

| description | w | d | h | no. of sections | section width | no. of legs | base/edge selection |
|---|---|---|---|---|---|---|---|
| **L3XL80** L-Leg conference table 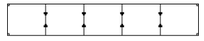 | 300″ | 48″ | 29″ | 5 | 60″ | 12 | Paint/ Anodized |
| | 300″ | 48″ | 29″ | 5 | 60″ | 12 | Chrome |
| **L3XL82** L-Leg conference table | 360″ | 48″ | 29″ | 5 | 72″ | 12 | Paint/ Anodized |
| | 360″ | 48″ | 29″ | 5 | 72″ | 12 | Chrome |
| **L3XL90** L-Leg conference table 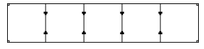 | 300″ | 60″ | 29″ | 5 | 60″ | 12 | Paint/ Anodized |
| | 300″ | 60″ | 29″ | 5 | 60″ | 12 | Chrome |
| **L3XL92** L-Leg conference table 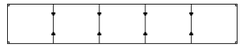 | 360″ | 60″ | 29″ | 5 | 72″ | 12 | Paint/ Anodized |
| | 360″ | 60″ | 29″ | 5 | 72″ | 12 | Chrome |

| pattern no. | laminate | veneer top | engineered stone (VB) | grey marble (GG, GGS) | emperador dark (GE, GES) | arabescato (MA, MAS) | calacatta (MC, MCS) |
|---|---|---|---|---|---|---|---|
| **L3XLP80-( )-( )** | $11,977. | $25,372. | $50,323. | $52,841. | $58,293. | $67,955. | $83,068. |
| **L3XLP80-( )-C** | 27,814. | 42,076. | 69,094. | 71,755. | 77,518. | 87,726. | 103,697. |
| **L3XLP82-( )-( )** | 12,551. | 28,062. | 60,065. | 63,144. | 69,798. | 81,588. | 100,034. |
| **L3XLP82-( )-C** | 28,499. | 45,014. | 79,469. | 82,721. | 89,753. | 102,213. | 121,705. |
| **L3XLP90-( )-( )** | 12,394. | 29,016. | n/a | 64,400. | 71,198. | 83,224. | 102,039. |
| **L3XLP90-( )-C** | 28,246. | 45,940. | n/a | 83,956. | 91,141. | 103,850. | 123,732. |
| **L3XLP92-( )-( )** | 12,988. | 33,444. | n/a | 77,161. | 67,401. | 100,121. | 123,089. |
| **L3XLP92-( )-C** | 28,953. | 50,731. | n/a | 97,521. | 87,208. | 121,783. | 146,055. |

### Order Code

| | |
|---|---|
| *Example:* | L3XLP80-CW-C-Y-GE3-GE3-GE3-Y |
| L3XLP80 | 300″ x 48″ rectangular table, plinth edge, five segments |
| CW | Corian top |
| C | Mirror chrome legs and mirror chrome edge detail |
| Y | No cutout, segment 1 |
| GE3 | Cutout for L43x1 Power Center, center, mid-depth, segment 2 |
| GE3 | Cutout for L43x1 Power Center, center, mid-depth, segment 3 |
| GE3 | Cutout for L43x1 Power Center, center, mid-depth, segment 4 |
| Y | No cutout, segment 5 |

*Specify:*
1. Pattern number
2. Top finish (including edgeband)
3. Base and Edge profile finish
4. Cut-out options
5. Grommet finish (optional)

### Finishes

*Colored laminate top:*
Bright White (suffix 118)
Folkstone Grey (suffix 114)
*Note: Flat .8mm ABS edgeband to match*

*Veneer top with ¼″ solid wood edge:*
White Ash (suffix A101)
American Walnut (suffix AW)
Natural Oak (suffix ON)
Fumed Oak (suffix OF)
Ebonized Oak (suffix OE)

*Coated marble top finishes:*
Arabescato (suffix MA, MAS)
Calacatta (suffix MC, MCS)
Emperador Dark (suffix GE, GES)
Grey Marble (suffix GG, GGS)

*Engineered Stone top:*
Vetro Bianco (suffix VB)

*Note:* Limited availability based on material sheet size.

*Leg/Edge finishes:*
Mirror Chrome (suffix C)
Brushed anodized aluminum, stainless finish (suffix SS)
White (suffix 118)
Folkstone Grey (suffix 114)
Medium Grey (suffix 115)
Brushed Black Anodized Aluminum (suffix R5)

### Electrical

*Grommet options: ($133 per cutout)*
Tables may be specified with zero, one or two grommets per section. All grommets are 2⅞″ diameter. For detailed information, consult page 212

No grommets (Y)
Single grommet, left, mid-depth (BGG2)
Two grommets, left & right, mid-depth (AGG2)

*Power Center Cutout Options: ($133 per cutout)*
Tables can be hardwired using pre-wired boxes, or plugged in with cordset boxes. Table top segments may be specified with zero, one or two cutouts. Individual tables have unique cutout options, please refer to the chart below.

Power Centers are available in three sizes and multiple configurations. L42X1 Power Centers feature 2 simplex outlets and either one knockout or two active USB jacks, L43X1 Power Centers feature 3 simplex outlets and either one knockout or two active USB jacks, L46X2 Power Centers feature 6 simplex outlets and either two knockouts or four active USB jacks, or combination of both.

For no Power Center (Y)
For Single Power Center, center, mid-depth (GE2), (GE3), (BE6)
For Single Power Center, left or right of joining section edge, mid-depth (BE2), (BE3), BE6)
For Two Power Centers, left and right, mid-depth (AE2), (AE3), (AE6)

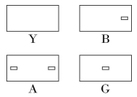


Available Electrical Cut-outs per individual table.
L3XL80
outside sections: Y, BE2, BE3
inside sections: Y, GE2, GE3, GE6

L3XL82
outside sections: Y, BE2, BE3, BE6
inside sections: Y, GE2, GE3, GE6

L3XL90
outside: Y, BE2, BE3
inside: Y, GE2, GE3, GE6

L3XL92
outside sections: Y, BE2, BE3
inside sections: Y, GE2, GE3, GE6

### Features

The LSM Conference Table features a distinctive applied edge detail. The extruded aluminum edge detail is available in a plinth edge profile and is finished to match base finish options. To specify the table, select Plinth edge (P); profile is diagramed below.

*Plinth edge detail:*

*Note:*
LSM tables are Greenguard certified.

# Debra Lehman-Smith and Ron Fiegenschuh
## *LSM Electrical*
## *Power Centers with Cordset*

*Designer(s):*
Debra Lehman-Smith and Ron Fiegenschuh, 2012

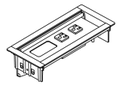

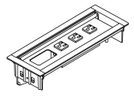

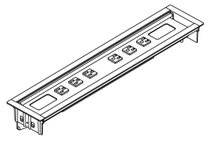

| | description | type | w | h | d |
|---|---|---|---|---|---|
| | **L42X1-CS-X** small power center | 2 power, 1 telecom plate knockout | 11″ | 4 1/2″ | 4 3/4″ |
| | **L42X1-CS-USB** small power center | 2 power, 2 active USB | 11 | 4 1/2″ | 4 3/4″ |
| | **L43X1-CS-X** medium power center | 3 power, 1 telecome plate knockout | 13″ | 4 1/2″ | 4 3/4″ |
| | **L43X1-CS-USB** medium power center | 3 power, 2 Active USB | 13 | 4 1/2″ | 4 3/4″ |
| | **L46X2-CS-X-X** large power center | 6 power, 2 telecom plate knockouts | 24″ | 4 1/2″ | 4 3/4″ |
| | **L46X2-CS-USB-X** large power center | 6 power, 2 Active USB, 1 telecom plate knockout | 24″ | 4 1/2″ | 4 3/4″ |
| | **L46X2-CS-USB-USB** large power center | 6 power, 4 Active USB | 24″ | 4 1/2″ | 4 3/4″ |

| pattern no. | painted finish (118, 114) | satin stainless steel (SS) | mirror chrome (C) |
|---|---|---|---|
| **L42X1-CS-X-( )** | $542. | $1,273. | $1,298. |
| **L42X1-CS-USB-( )** | 745. | 1,273. | 1,298. |
| **L43X1-CS-X-( )** | 644. | 1,358. | 1,359. |
| **L43X1-CS-USB-( )** | 847. | 1,539. | 2,025. |
| **L46X2-CS-X-X-( )** | 779. | 1,570. | 1,826. |
| **L46X2-CS-USB-X-( )** | 983. | 1,751. | 1,996. |
| **L46X2-CS-USB-USB-( )** | 1,187. | 1,931. | 2,165. |

### Order Code

| | |
|---|---|
| *Example:* | **L46X2-CS-X-X-C** |
| **L46X2-CS-X-X** | Large power center with cordset, 6 power, 2 telecom plate knockouts |
| **C** | Mirror chrome |

*Specify:* LSM table with desired cutout size and location
1. Power Center size
2. Communication / USB charging option
3. Power Center finish

### Finishes

*Power Center finishes:*
Bright White (suffix 118)
Folkstone Grey (Suffix 114)
Mirror Chrome (suffix C)
Satin Stainless Steel (suffix SS)

### Features

The Power Center is a flush mounted electrical hub for table-top distribution of power and access to data, or audiovisual connections. Available in three sizes, a multitude of interior configurations, and either as a 15 amp cord set, or a 20 amp prewired version. The L42X1 is available as a cord-set version only; with two simplex electrical outlets and either room for one data faceplate, or with two active USB charging outlets. The L43X1 is available as either a cord-set version or a prewired version, available as two alternating circuits; with three simplex electrical outlets and either room for one data faceplate, or two active USB charging outlets. The L46X2 is available as either a cord-set version or a prewired version, available as two alternation circuits; with six simplex electrical outlets and room for two data faceplates, or four active USB charging outlets, or a combination of two active USB charging outlets and one data faceplates.

All cord-set boxes feature a convenience outlet located on the underside of the box. 108″ flexible power cord.

*Note:*
Power Centers use Propeller electrical Plexus communication and data faceplates.

UL Listed.

# Debra Lehman-Smith and Ron Fiegenschuh
## *LSM Electrical*
## *Prewired Power Centers*

*Designer(s):*
Debra Lehman-Smith and Ron Fiegenschuh, 2012

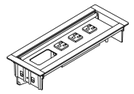

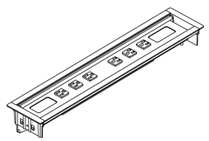

| | description | type | w | h | d |
|---|---|---|---|---|---|
| | **L43X1-HW-X** medium power center | 3 power, 1 telecom plate knockout | 13″ | 4 1/2″ | 4 3/4″ |
| | **L43X1-HW-USB** medium power center | 3 power, 2 Active USB | 13 | 4 1/2″ | 4 3/4″ |
| | **L46X2-HW-X-X** large power center | 6 power, 2 telecom plate knockouts | 24″ | 4 1/2″ | 4 3/4″ |
| | **L46X2-HW-USB-X** large power center | 6 power, 2 Active USB, 1 telecom plate knockout | 24″ | 4 1/2″ | 4 3/4″ |
| | **L46X2-HW-USB-USB** large power center | 6 power, 4 Active USB | 24″ | 4 1/2″ | 4 3/4″ |

| pattern no. | painted finish (118, 114) | satin stainless steel (SS) | mirror chrome (C) |
|---|---|---|---|
| **L43X1-HW(C1, C2)-X-( )** | $678. | $1,389. | $1,386. |
| **L43X1-HW(C1, C2)-USB-( )** | 881. | 1,570. | 1,557. |
| **L46X2-HW(C1, C2)-X-X-( )** | 813. | 1,602. | 1,854. |
| **L46X2-HW(C1, C2)-USB-X-( )** | 1,017. | 1,777. | 2,025. |
| **L46X2-HW(C1, C2)-USB-USB-( )** | 1,218. | 1,957. | 2,194. |

### Order Code

| | |
|---|---|
| *Example:* | **L43X1-HWC2-X-C** |
| **L43X1-HWC2-X** | Medium power center, 3 power, 1 telecom plate knockout, circuit two |
| **C** | Mirror Chrome |

*Specify:* LSM table with desired cutout size and location
1. Power Center size
2. Communication/USB charging option
3. Power Center finish

### Finishes

*Power Center finishes:*
Bright White (suffix 118)
Folkstone Grey (Suffix 114)
Mirror Chrome (suffix C)
Satin Stainless Steel (suffix SS)

### Features

The Power Center is a flush mounted electrical hub for table-top distribution of power and access to data, or audiovisual connections. Available in three sizes, a multitude of interior configurations, and either as a 15 amp cord set, or a 20 amp prewired version. The L42X1 is available as a cord-set version only; with two simplex electrical outlets and either room for one data faceplate, or with two active USB charging outlets. The L43X1 is available as either a cord-set version or a prewired version, available as two alternating circuits; with three simplex electrical outlets and either room for one data faceplate, or two active USB charging outlets. The L46X2 is available as either a cord-set version or a prewired version, available as two alternation circuits; with six simplex electrical outlets and room for two data faceplates, or four active USB charging outlets, or a combination of two active USB charging outlets and one data faceplates.

Prewired boxes feature a simplified four-wire distribution system, with easy to connect jumper cables (sold separately). This option does require hard-wiring from building power to the first Power Center using a power in-feed cable, sold separately.

Alternate between circuits when ordering multiple boxes for a single run.

*Note:* Power Centers use Propeller electrical Plexus communication and data faceplates.

UL Listed.

# Debra Lehman-Smith and Ron Fiegenschuh
## *LSM Electrical*
## *Perimeter Power Electrical Box*

*Designer(s):*
Debra Lehman-Smith and Ron Fiegenschuh, 2012

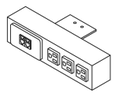

| description | type | w | d | h | pattern no. | . |
|---|---|---|---|---|---|---|
| **L4PP2** Perimeter power electrical box | Two power, no plate knockout, black finish, top mount, 72″ black cord, two ½″ self tapping screws | 6.5″ | 1.81″ | 2.26″ | **L4PP2** | $366. |
| **L4PP2X** Perimeter power electrical box | Two power, telecom plate knockout, black finish, top mount, 72″ black cord, two ½″ self tapping screws | 6.5″ | 1.81″ | 2.26″ | **L4PP2X** | 366. |
| **L4PP3** Perimeter power electrical box | Three power, no plate knockout, black finish, top mount, 72″ black cord, two ½″ self tapping screws | 6.5″ | 1.81″ | 2.26″ | **L4PP3** | 377. |
| **L4PP3X** Perimeter power electrical box | Three power, telecom plate knockout, black finish, top mount, 72″ black cord, two ½″ self tapping screws | 9″ | 1.81″ | 2.26″ | **L4PP3X** | 377. |

### Order Code

| *Example:* | **L4PP2** |
|---|---|
| **L4PP2** | Two power, no plate knockout, black finish, top mount 72″ black cord, two ½″ self tapping screws |

*Specify:*
1. Perimeter power electrical box

### Features

*Note:*
Perimeter Power Electrical Boxes use Propeller electrical plexus communication and data face plates.

# Debra Lehman-Smith and Ron Fiegenschuh
## *LSM Electrical*
## *Electrical Accessories*

*Designer(s):*
Debra Lehman-Smith and Ron Fiegenschuh, 2012

| description | length | configuration | pattern no. | . |
|---|---|---|---|---|
| **L4JFF** Interconnecting cable | 12″ | Female/Female | **L4JFF-12** | $99. |
| | 20″ | Female/Female | **L4JFF-20** | 109. |
| | 30″ | Female/Female | **L4JFF-30** | 119. |
| | 35″ | Female/Female | **L4JFF-35** | 132. |
| | 40″ | Female/Female | **L4JFF-40** | 137. |
| | 45″ | Female/Female | **L4JFF-45** | 142. |
| | 50″ | Female/Female | **L4JFF-50** | 147. |
| | 60″ | Female/Female | **L4JFF-60** | 152. |
| | 75″ | Female/Female | **L4JFF-75** | 170. |
| **L4SF** Hardwire Starter Cable | 45″ | Female | **L4SF-45** | 137. |
| | 90″ | Female | **L4SF-90** | 180. |

### Order Code

| | |
|---|---|
| *Example:* | **L4JFF-60** |
| **L4JFF-60** | Interconnecting cable, 60″ in length |

*Specify:*
1. Cable type
2. Cable length

### Features

For use with the LSM electrical Power Centers.

Interconnecting cables ensure power connection in a straight line configuration. Link multiple units together without the hassles of sequential placement. Interconnecting cables are a four wire, two circuit system.

Hardwire starter cable is required to connect first Power Center unit to building power.

# Debra Lehman-Smith and Ron Fiegenschuh
## *LSM Electrical*
## *Electrical Accessories*

*Designer(s):*
Debra Lehman-Smith and Ron Fiegenschuh, 2012

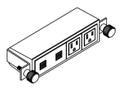

| | description | w | h | type | pattern no. | . |
|---|---|---|---|---|---|---|
| | **L4WMR** Ribbon wire manager | 4.25″ | 27″ - 31″ | | **L4WMR** | $147. |
| | **L4AXSW** Power Port Electrical | | | 2 Power Outlets, 1 USB Power Hub, 120″ soft cord | **L4AXSW** | 711. |
| | **L4AXHW** Power Port Electrical | | | 2 Power Outlets, 1 USB Power Hub, 120″ hard wire whip | **L4AXHW** | 825. |

### Order Code

| | |
|---|---|
| *Example:* | **L4AXHW** |
| **L4AXHW** | Power Port electrical, 2 power outlets, 1 USB Power Hub, 120″ hard wire whip |

### Features

*Ribbon Vertical Wire Manager:*
The ribbon vertical manager, designed by LSM, is a mirror chrome spring that serves as a conduit for vertical cable management. Spring diameter is 2.5″. Die-cast aluminum flanges terminate the top and bottom of the spring and are finished in a smooth medium grey powder coat paint.

A medium grey ABS plastic spacer fits between the top flange and the underside of the table which provides horizontal wire distribution in four directions. Connection hardware is included and consists of wood screws and double sided table, for use depending on top and table type.

*Power Port Electrical:*
The Power Port trough offers under table access to electrical power within the center trough of the V-Base table series. Available in hard wire or cord set, the box offers two simplex electrical outlets and four active USB charging outlets. The easy to mount boxes simply fit into existing cut outs and are secured using thumb screws (included).

UL Listed.

| pattern no. | page |
|---|---|
| KBXB3030 | 174 |
| KBXB36D | 174 |
| KBXC3030 | 174 |
| KBXC36D | 174 |
| KBXL3030 | 174 |
| KBXL36D | 174 |
| KBXW3030 | 174 |
| KBXW36D | 174 |
| KCPA4818 | 162 |
| KCPA4824 | 162 |
| KCPA4830 | 162 |
| KCPA6018 | 162 |
| KCPA6024 | 162 |
| KCPA6030 | 162 |
| KCPA7218 | 162 |
| KCPA7224 | 162 |
| KCPA7230 | 162 |
| KCPW4818 | 162 |
| KCPW4824 | 162 |
| KCPW4830 | 162 |
| KCPW6018 | 162 |
| KCPW6024 | 162 |
| KCPW6030 | 162 |
| KCPW7218 | 162 |
| KCPW7224 | 162 |
| KCPW7230 | 162 |
| KCXA4818 | 160 |
| KCXA4824 | 160 |
| KCXA4830 | 160 |
| KCXA6018 | 160 |
| KCXA6024 | 160 |
| KCXA6030 | 160 |
| KCXA7218 | 160 |
| KCXA7224 | 160 |
| KCXA7230 | 160 |
| KCXE6030 | 160 |
| KCXE7230 | 160 |
| KCXW4818 | 160 |
| KCXW4824 | 160 |
| KCXW4830 | 160 |
| KCXW6018 | 160 |
| KCXW6024 | 160 |
| KCXW6030 | 160 |
| KCXW7218 | 160 |
| KCXW7224 | 160 |
| KCXW7230 | 160 |
| KE1101C120 | 186 |
| KE1101C48 | 186 |
| KE1101C72 | 186 |
| KE1200C120 | 186 |
| KE1200C48 | 186 |
| KE1200C72 | 186 |
| KE2201C48 | 186 |
| KE2201C72 | 186 |
| KE2300C48 | 186 |
| KE2300C72 | 186 |
| KE3202C48 | 186 |
| KE3202C72 | 186 |
| KE3400C48 | 186 |
| KE3400C72 | 186 |
| KE4202C48 | 188 |

| pattern no. | page |
|---|---|
| KE4202C72 | 188 |
| KE4202H(L,R) | 188 |
| KE4202L48 | 188 |
| KE4202L60 | 188 |
| KE4301C48 | 188 |
| KE4301C72 | 188 |
| KE4301H(L,R) | 188 |
| KE4301L48 | 188 |
| KE4301L60 | 188 |
| KE4400C48 | 188 |
| KE4400C72 | 188 |
| KE5202C48 | 188 |
| KE5202C72 | 188 |
| KE5202H(L,R) | 188 |
| KE5202L48 | 188 |
| KE5202L60 | 188 |
| KE5301C48 | 188 |
| KE5301C72 | 188 |
| KE5301H(L,R) | 188 |
| KE5301L48 | 188 |
| KE5301L60 | 188 |
| KE5400C48 | 188 |
| KE5400C72 | 188 |
| KE6301C48 | 190 |
| KE6301C72 | 190 |
| KE6301H | 190 |
| KE6301L48 | 190 |
| KE6301L60 | 190 |
| KE7202C72 | 188 |
| KE7301C72 | 188 |
| KE7400C72 | 188 |
| KE8201C48 | 188 |
| KE8201C72 | 188 |
| KE8201H(L,R) | 188 |
| KE8201L48 | 188 |
| KE8201L60 | 188 |
| KE8300C48 | 188 |
| KE8300C72 | 188 |
| KE8300H(L,R) | 188 |
| KE8300L48 | 188 |
| KE8300L60 | 188 |
| KE-H | 196 |
| KERG | 186 |
| KE-VB | 196 |
| KE-VC | 196 |
| KE-VCT | 196 |
| KE-VCTE | 196 |
| KE-VF | 196 |
| KE-VG | 196 |
| KE-VY | 196 |
| KFXW3636 | 170 |
| KFXW4242 | 170 |
| KFXW4818 | 170 |
| KFXW4824 | 170 |
| KFXW4830 | 170 |
| KFXW4836 | 170 |
| KFXW4848 | 170 |
| KFXW6018 | 170 |
| KFXW6024 | 170 |
| KFXW6030 | 170 |
| KFXW6036 | 170 |

| pattern no. | page |
|---|---|
| KFXW7218 | 170 |
| KFXW7224 | 170 |
| KFXW7230 | 170 |
| KFXW7236 | 170 |
| KGANG | 160, 162, 164, 166, 168, 172 |
| KLJ12 | 192 |
| KLJ24 | 192 |
| KLJ36 | 192 |
| KLJ48 | 192 |
| KLJ60 | 192 |
| KLSC120 | 192 |
| KLSC72 | 192 |
| KP-18 | 168 |
| KP-24 | 168 |
| KP-30 | 168 |
| KP-36 | 168 |
| KS-01 | 180 |
| KS-02L | 180 |
| KS-02R | 180 |
| KS-11L | 182 |
| KS-11R | 182 |
| KS-12L | 184 |
| KS-12R | 184 |
| KS-13L | 184 |
| KS-13R | 184 |
| KS-21L | 178 |
| KS-21R | 178 |
| KS-31 | 176 |
| KTD | 194 |
| KTK48 | 194 |
| KTK60 | 194 |
| KTK72 | 194 |
| KTK84 | 194 |
| KTK96 | 194 |
| KTPA6030 | 166 |
| KTPA6036 | 166 |
| KTPA7230 | 166 |
| KTPA7236 | 166 |
| KTPW6030 | 166 |
| KTPW6036 | 166 |
| KTPW7230 | 166 |
| KTPW7236 | 166 |
| KTSH120 | 194 |
| KTSH72 | 194 |
| KTXA6030 | 164 |
| KTXA6036 | 164 |
| KTXA7230 | 164 |
| KTXA7236 | 164 |
| KTXE6036 | 164 |
| KTXE7236 | 164 |
| KTXW6030 | 164 |
| KTXW6036 | 164 |
| KTXW7230 | 164 |
| KTXW7236 | 164 |
| KYPW7236 | 172 |
| KYPW8436 | 172 |
| KYXW7236 | 172 |
| KYXW8436 | 172 |
| L3RL(P,S)52 | 214 |
| L3RLP00 | 214 |
| L3RLP02 | 214 |

| pattern no. | page |
|---|---|
| L3RLP04 | 214 |
| L3RLP10 | 216 |
| L3RLP12 | 216 |
| L3RLP14 | 216 |
| L3RLP48 | 214 |
| L3RV(P,S)01 | 200 |
| L3RVP04 | 200 |
| L3SL(P,S)60 | 214 |
| L3SLP20 | 218 |
| L3SLP22 | 218 |
| L3SLP24 | 218 |
| L3SLP30 | 218 |
| L3SLP32 | 218 |
| L3SLP34 | 218 |
| L3SLP48 | 214 |
| L3SVP22 | 202 |
| L3SVP24 | 204 |
| L3SVP26 | 204 |
| L3SVP32 | 202 |
| L3SVP35 | 204 |
| L3TLP40 | 220 |
| L3TLP42 | 220 |
| L3TLP44 | 220 |
| L3TLP50 | 220 |
| L3TLP52 | 220 |
| L3TLP54 | 220 |
| L3TVP36 | 204 |
| L3TVP52 | 204 |
| L3TVP54 | 206 |
| L3VLP60 | 222 |
| L3VLP62 | 222 |
| L3VLP70 | 222 |
| L3VLP72 | 222 |
| L3VVP60 | 206 |
| L3VVP62 | 206 |
| L3VVP70 | 206 |
| L3VVP72 | 210 |
| L3XLP80 | 224 |
| L3XLP82 | 224 |
| L3XLP90 | 224 |
| L3XLP92 | 224 |
| L3XVP90 | 208 |
| L3XVP92 | 210 |
| L3XVP94 | 210 |
| L42X1-CS-USB | 226 |
| L42X1-CS-X | 226 |
| L43X1-CS-USB | 226 |
| L43X1-CS-X | 226 |
| L43X1-HW(C1, C2)-USB | 228 |
| L43X1-HW(C1, C2)-X | 228 |
| L46X2-CS-USB-USB | 226 |
| L46X2-CS-USB-X | 226 |
| L46X2-CS-X-X | 226 |
| L46X2-HW(C1, C2)-USB-USB | 228 |
| L46X2-HW(C1, C2)-USB-X | 228 |
| L46X2-HW(C1, C2)-X-X | 228 |
| L4AXHW | 234 |
| L4AXSW | 234 |
| L4JFF-12 | 232 |
| L4JFF-20 | 232 |
| L4JFF-30 | 232 |

| *pattern no.* | *page* |
|---|---|
| L4JFF-35 | 232 |
| L4JFF-40 | 232 |
| L4JFF-45 | 232 |
| L4JFF-50 | 232 |
| L4JFF-60 | 232 |
| L4JFF-75 | 232 |
| L4PP2 | 230 |
| L4PP2X | 230 |
| L4PP3 | 230 |
| L4PP3X | 230 |
| L4SF-45 | 232 |
| L4SF-90 | 232 |
| L4WMR | 234 |
| P2-C02 | 24 |
| P2-C04 | 24 |
| P2-C06 | 24 |
| P2-C10 | 24 |
| P2-C12 | 24 |
| P2-C13 | 24 |
| P2-C14 | 24 |
| P2-C15 | 24 |
| P2-C16 | 24 |
| P2-C17 | 24 |
| P2-C-2 | 104 |
| P2-C21 | 24 |
| P2-C22 | 24 |
| P2-C23 | 24 |
| P2-C24 | 24 |
| P2-C25 | 24 |
| P2-C26 | 24 |
| P2-C27 | 24 |
| P2-C28 | 24 |
| P2-C29 | 24 |
| P2-C32 | 24 |
| P2-C34 | 24 |
| P2-C36 | 24 |
| P2-CASTER4 | 104 |
| P2-D14 | 20 |
| P2-D16 | 20 |
| P2-D24 | 20 |
| P2-D25 | 20 |
| P2-D26 | 20 |
| P2-D34 | 20 |
| P2-D36 | 20 |
| P2-DOLLY24 | 34 |
| P2-DOLLY26 | 34 |
| P2-DOLLY34 | 34 |
| P2-DOLLY36 | 34 |
| P2-DOLLY-H | 34 |
| P2-F14 | 34 |
| P2-F16 | 34 |
| P2-F24 | 34 |
| P2-F25 | 34 |
| P2-F26 | 34 |
| P2-F34 | 34 |
| P2-F36 | 34 |
| P2FT4811 | 96 |
| P2FT4813 | 96 |
| P2FT4818 | 96 |
| P2FT6011 | 96 |
| P2FT6013 | 96 |
| P2FT6018 | 96 |
| P2FT7211 | 96 |
| P2FT7213 | 96 |
| P2FT7218 | 96 |

| *pattern no.* | *page* |
|---|---|
| P2-FT-BKT-MP | 96 |
| P2-GLIDE4 | 104 |
| P2-H12 | 36 |
| P2-H14 | 36 |
| P2-H16 | 36 |
| P2-H22 | 36 |
| P2-H24 | 36 |
| P2-H26 | 36 |
| P2-H32 | 36 |
| P2-H34 | 36 |
| P2-H36 | 36 |
| P2-I02 | 26 |
| P2-I04 | 26 |
| P2-I06 | 26 |
| P2-I10 | 26 |
| P2-I11 | 26 |
| P2-I14 | 26 |
| P2-I15 | 26 |
| P2-I16 | 26 |
| P2-I17 | 26 |
| P2-I23 | 26 |
| P2-I24 | 26 |
| P2-I25 | 26 |
| P2-I26 | 26 |
| P2-I27 | 26 |
| P2-I28 | 26 |
| P2-I29 | 26 |
| P2-I34 | 26 |
| P2-I36 | 26 |
| P2-J02 | 26 |
| P2-J04 | 26 |
| P2-J12 | 26 |
| P2-J13* | 26 |
| P2-J14 | 26 |
| P2-J15 | 26 |
| P2-J21 | 26 |
| P2-J22 | 26 |
| P2-J23 | 28 |
| P2-J24 | 28 |
| P2-J27 | 28 |
| P2-J32 | 28 |
| P2-J34 | 28 |
| P2-K12 | 36 |
| P2-K14 | 36 |
| P2-K16 | 36 |
| P2-K22 | 36 |
| P2-K24 | 36 |
| P2-K26 | 36 |
| P2-K32 | 36 |
| P2-K34 | 36 |
| P2-K36 | 36 |
| P2-L02 | 20 |
| P2-L04 | 20 |
| P2-L10 | 20 |
| P2-L12 | 20 |
| P2-L14 | 20 |
| P2-L16 | 20 |
| P2-L21 | 20 |
| P2-L22 | 20 |
| P2-L24 | 20 |
| P2-L25 | 20 |
| P2-L26 | 20 |
| P2-L32 | 20 |
| P2-L34 | 20 |
| P2-L36 | 20 |

| *pattern no.* | *page* |
|---|---|
| P2-M10 | 22 |
| P2-M20 | 22 |
| P2-M30 | 22 |
| P2-N30 | 18 |
| P2-N41 | 18 |
| P2-N52 | 18 |
| P2-R02 | 18 |
| P2-R04 | 18 |
| P2-R06 | 18 |
| P2-R10 | 18 |
| P2-R12 | 18 |
| P2-R14 | 18 |
| P2-R16 | 18 |
| P2-R21 | 18 |
| P2-R22 | 18 |
| P2-R24 | 18 |
| P2-R25 | 18 |
| P2-R26 | 18 |
| P2-R32 | 18 |
| P2-R34 | 18 |
| P2-R36 | 18 |
| P2-RLEG2KIT | 104 |
| P2-RLEG4KIT | 104 |
| P2-S92 | 22 |
| P2-S94 | 22 |
| P2-S96 | 22 |
| P2-SC2411 | 90 |
| P2-SC2413 | 90 |
| P2-SC2418 | 90 |
| P2-SC3011 | 90 |
| P2-SC3013 | 90 |
| P2-SC3018 | 90 |
| P2-SC3611 | 90 |
| P2-SC3613 | 90 |
| P2-SC3618 | 90 |
| P2-SC4211 | 90 |
| P2-SC4213 | 90 |
| P2-SC4218 | 90 |
| P2-SC4811 | 90 |
| P2-SC4813 | 90 |
| P2-SC4818 | 90 |
| P2-SC6011 | 90 |
| P2-SC6013 | 90 |
| P2-SC6018 | 90 |
| P2-SC6611 | 90 |
| P2-SC6613 | 90 |
| P2-SC6618 | 90 |
| P2-SC7211 | 90 |
| P2-SC7213 | 90 |
| P2-SC7218 | 90 |
| P2-SC-BKT-MP | 94 |
| P2-SC-BKT-PS | 94 |
| P2-SC-BKT-PSD | 94 |
| P2-SC-BKT-PSE | 94 |
| P2-SC-BKT-PST | 94 |
| P2SCT2411 | 92 |
| P2SCT2413 | 92 |
| P2SCT2418 | 92 |
| P2SCT3011 | 92 |
| P2SCT3013 | 92 |
| P2SCT3018 | 92 |
| P2SCT3611 | 92 |
| P2SCT3613 | 92 |
| P2SCT3618 | 92 |
| P2SCT4211 | 92 |

| *pattern no.* | *page* |
|---|---|
| P2SCT4213 | 92 |
| P2SCT4218 | 92 |
| P2SCT4811 | 92 |
| P2SCT4813 | 92 |
| P2SCT4818 | 92 |
| P2SCT6011 | 92 |
| P2SCT6013 | 92 |
| P2SCT6018 | 92 |
| P2SCT6611 | 92 |
| P2SCT6613 | 92 |
| P2SCT6618 | 92 |
| P2SCT7211 | 92 |
| P2SCT7213 | 92 |
| P2SCT7218 | 92 |
| P2-SH24 | 98 |
| P2-SH30 | 98 |
| P2-SH36 | 98 |
| P2-SH42 | 98 |
| P2-SH48 | 98 |
| P2-SH60 | 98 |
| P2-SH66 | 98 |
| P2-SH72 | 98 |
| P2-SHLB24 | 98 |
| P2-SHLB30 | 98 |
| P2-SHLB36 | 98 |
| P2-SHLB42 | 98 |
| P2-SHLB48 | 98 |
| P2-SHLB60 | 98 |
| P2-SHLB66 | 98 |
| P2-SHLB72 | 98 |
| P2-SHPS48 | 98 |
| P2-SHPS60 | 98 |
| P2-SHPS72 | 98 |
| P2-SHS | 98 |
| P2-SHSD | 98 |
| P2-TCLEG2 | 104 |
| P2-TCLEG218 | 104 |
| P2-TLEG2 | 104 |
| P2-TLEG4 | 104 |
| P2-TTLEG2 | 104 |
| P2-TTLEG30 | 104 |
| P2-V02 | 22 |
| P2-V04 | 22 |
| P2-V10 | 22 |
| P2-V12 | 22 |
| P2-V14 | 22 |
| P2-V21 | 22 |
| P2-V22 | 22 |
| P2-V24 | 22 |
| P2-V32 | 22 |
| P2-V34 | 22 |
| P2-X30 | 38 |
| P2-X36 | 38 |
| P2-X42 | 38 |
| P2-X48 | 38 |
| P2-Y42 | 38 |
| P2-Y48 | 38 |
| P3-AL42 | 48 |
| P3-AL44 | 48 |
| P3-AL46 | 48 |
| P3-AL48 | 48 |
| P3-AL50 | 48 |
| P3-AL52 | 48 |
| P3-AL54 | 48 |
| P3-AL56 | 48 |

| *pattern no.* | *page* |
|---|---|
| P3-AL62 | 48 |
| P3-AL64 | 48 |
| P3-AL66 | 48 |
| P3-AL68 | 48 |
| P3-AL70 | 48 |
| P3-AL72 | 48 |
| P3-AL74 | 48 |
| P3-AL76 | 48 |
| P3-AL82 | 48 |
| P3-AL84 | 48 |
| P3-AL86 | 48 |
| P3-AL88 | 48 |
| P3-AL90 | 48 |
| P3-AL92 | 48 |
| P3-AL94 | 48 |
| P3-AL96 | 48 |
| P3-BD62 | 68 |
| P3-BD64 | 68 |
| P3-BD82 | 68 |
| P3-BD84 | 68 |
| P3-BD86 | 68 |
| P3-BL42 | 46 |
| P3-BL44 | 46 |
| P3-BL46 | 46 |
| P3-BL48 | 46 |
| P3-BL50 | 46 |
| P3-BL52 | 46 |
| P3-BL54 | 46 |
| P3-BL56 | 46 |
| P3-BL62 | 46 |
| P3-BL64 | 46 |
| P3-BL66 | 46 |
| P3-BL68 | 46 |
| P3-BL70 | 46 |
| P3-BL72 | 46 |
| P3-BL74 | 46 |
| P3-BL76 | 46 |
| P3-BL82 | 46 |
| P3-BL84 | 46 |
| P3-BL86 | 46 |
| P3-BL88 | 46 |
| P3-BL90 | 46 |
| P3-BL92 | 46 |
| P3-BL94 | 46 |
| P3-BL96 | 46 |
| P3-BP50 | 78 |
| P3-BP52 | 78 |
| P3-BP54 | 78 |
| P3-BP56 | 78 |
| P3-BP70 | 78 |
| P3-BP72 | 78 |
| P3-BP74 | 78 |
| P3-BP76 | 78 |
| P3-BP96 | 78 |
| P3-CD30 | 70 |
| P3-CD32 | 70 |
| P3-CD34 | 70 |
| P3-CD36 | 70 |
| P3-CD38 | 70 |
| P3-CD40 | 70 |
| P3-CD50 | 70 |
| P3-CD52 | 70 |
| P3-CD54 | 70 |
| P3-CD56 | 70 |
| P3-CD58 | 70 |

| *pattern no.* | *page* |
|---|---|
| P3-CD60 | 70 |
| P3-CL10 | 54 |
| P3-CL12 | 54 |
| P3-CL14 | 54 |
| P3-CL16 | 54 |
| P3-CL18 | 54 |
| P3-CL20 | 54 |
| P3-CL22 | 54 |
| P3-CL30 | 54 |
| P3-CL32 | 54 |
| P3-CL34 | 54 |
| P3-CL36 | 54 |
| P3-CL38 | 54 |
| P3-CL40 | 54 |
| P3-CL42 | 54 |
| P3-CL50 | 54 |
| P3-CL52 | 54 |
| P3-CL54 | 54 |
| P3-CL56 | 54 |
| P3-CL58 | 54 |
| P3-CL60 | 54 |
| P3-CL62 | 54 |
| P3-CLEG-C | 104 |
| P3-CLEG-F | 104 |
| P3-CLEG-PE | 130 |
| P3-CLEG-PR | 128 |
| P3-CP10 | 80 |
| P3-CP12 | 80 |
| P3-CP14 | 80 |
| P3-CP16 | 80 |
| P3-CP18 | 80 |
| P3-CP20 | 80 |
| P3-CP22 | 80 |
| P3-CP30 | 80 |
| P3-CP32 | 80 |
| P3-CP34 | 80 |
| P3-CP36 | 80 |
| P3-CP38 | 80 |
| P3-CP40 | 80 |
| P3-CP42 | 80 |
| P3-CP50 | 80 |
| P3-CP52 | 80 |
| P3-CP54 | 80 |
| P3-CP56 | 80 |
| P3-CP58 | 80 |
| P3-CP60 | 80 |
| P3-CP62 | 80 |
| P3-DBASEL | 106 |
| P3-DBASEL-W | 106 |
| P3-DBASEM | 106 |
| P3-DBASEM-W | 106 |
| P3-DBASES | 106 |
| P3-DBASES-W | 106 |
| P3-DD48 | 68 |
| P3-DD54 | 68 |
| P3-DD60 | 68 |
| P3-DL48 | 42 |
| P3-DL54 | 42 |
| P3-DL60 | 42 |
| P3-ED30 | 72 |
| P3-ED32 | 72 |
| P3-ED34 | 72 |
| P3-ED36 | 72 |
| P3-ED38 | 72 |
| P3-ED40 | 72 |

| *pattern no.* | *page* |
|---|---|
| P3-ED50 | 72 |
| P3-ED52 | 72 |
| P3-ED54 | 72 |
| P3-ED56 | 72 |
| P3-ED58 | 72 |
| P3-ED60 | 72 |
| P3-EL10 | 58 |
| P3-EL12 | 58 |
| P3-EL14 | 58 |
| P3-EL16 | 58 |
| P3-EL18 | 58 |
| P3-EL20 | 58 |
| P3-EL30 | 58 |
| P3-EL32 | 58 |
| P3-EL34 | 58 |
| P3-EL36 | 58 |
| P3-EL38 | 58 |
| P3-EL40 | 58 |
| P3-EL50 | 58 |
| P3-EL52 | 58 |
| P3-EL54 | 58 |
| P3-EL56 | 58 |
| P3-EL58 | 58 |
| P3-EL60 | 58 |
| P3-EP10 | 82 |
| P3-EP12 | 82 |
| P3-EP14 | 82 |
| P3-EP16 | 82 |
| P3-EP18 | 82 |
| P3-EP20 | 82 |
| P3-EP30 | 82 |
| P3-EP32 | 82 |
| P3-EP34 | 82 |
| P3-EP36 | 82 |
| P3-EP38 | 82 |
| P3-EP40 | 82 |
| P3-EP50 | 82 |
| P3-EP52 | 84 |
| P3-EP54 | 84 |
| P3-EP56 | 84 |
| P3-EP58 | 84 |
| P3-EP60 | 84 |
| P3-FD26 | 70 |
| P3-FD30 | 70 |
| P3-FD32 | 70 |
| P3-FD34 | 70 |
| P3-FD36 | 70 |
| P3-FD38 | 70 |
| P3-FD46 | 70 |
| P3-FD50 | 70 |
| P3-FD52 | 70 |
| P3-FD54 | 70 |
| P3-FD56 | 70 |
| P3-FD58 | 70 |
| P3-FL06 | 56 |
| P3-FL10 | 56 |
| P3-FL12 | 56 |
| P3-FL14 | 56 |
| P3-FL16 | 56 |
| P3-FL18 | 56 |
| P3-FL26 | 56 |
| P3-FL30 | 56 |
| P3-FL32 | 56 |
| P3-FL34 | 56 |
| P3-FL36 | 56 |

| *pattern no.* | *page* |
|---|---|
| P3-FL38 | 56 |
| P3-FL46 | 56 |
| P3-FL50 | 56 |
| P3-FL52 | 56 |
| P3-FL54 | 56 |
| P3-FL56 | 56 |
| P3-FL58 | 56 |
| P3-FP06 | 80 |
| P3-FP10 | 80 |
| P3-FP12 | 80 |
| P3-FP14 | 80 |
| P3-FP16 | 80 |
| P3-FP18 | 82 |
| P3-FP26 | 82 |
| P3-FP30 | 82 |
| P3-FP32 | 82 |
| P3-FP34 | 82 |
| P3-FP36 | 82 |
| P3-FP38 | 82 |
| P3-FP46 | 82 |
| P3-FP50 | 82 |
| P3-FP52 | 82 |
| P3-FP54 | 82 |
| P3-FP56 | 82 |
| P3-FP58 | 82 |
| P3-HL40 | 52 |
| P3-HL42 | 52 |
| P3-HL44 | 52 |
| P3-HL46 | 52 |
| P3-HL48 | 52 |
| P3-HL50 | 52 |
| P3-HL52 | 52 |
| P3-HL54 | 52 |
| P3-HL56 | 52 |
| P3-HL62 | 52 |
| P3-HL64 | 52 |
| P3-HL66 | 52 |
| P3-HL68 | 52 |
| P3-HL70 | 52 |
| P3-HL72 | 52 |
| P3-HL74 | 52 |
| P3-HL76 | 52 |
| P3-HL80 | 52 |
| P3-HL82 | 52 |
| P3-HL86 | 52 |
| P3-HL88 | 52 |
| P3-HL90 | 52 |
| P3-HL92 | 52 |
| P3-HL94 | 52 |
| P3-HL96 | 52 |
| P3-IL44 | 44 |
| P3-IL46 | 44 |
| P3-IL48 | 44 |
| P3-IL50 | 44 |
| P3-IL52 | 44 |
| P3-IL54 | 44 |
| P3-IL56 | 44 |
| P3-IL64 | 44 |
| P3-IL66 | 44 |
| P3-IL68 | 44 |
| P3-IL70 | 44 |
| P3-IL72 | 44 |
| P3-IL74 | 44 |
| P3-IL76 | 44 |
| P3-IL88 | 44 |

| *pattern no.* | *page* |
|---|---|
| P3-IL90 | 44 |
| P3-IL92 | 44 |
| P3-IL94 | 44 |
| P3-IL96 | 44 |
| P3-J42 | 38 |
| P3-J48 | 38 |
| P3-KNOB8 | 104 |
| P3-L30 | 38 |
| P3-L36 | 38 |
| P3-L42 | 38 |
| P3-L48 | 38 |
| P3-MD48 | 68 |
| P3-MD54 | 68 |
| P3-MD60 | 68 |
| P3-ML42 | 42 |
| P3-ML48 | 42 |
| P3-ML54 | 42 |
| P3-ML60 | 42 |
| P3-ND64 | 68 |
| P3-NL44 | 42 |
| P3-NL46 | 42 |
| P3-NL48 | 42 |
| P3-NL50 | 42 |
| P3-NL52 | 42 |
| P3-NL54 | 42 |
| P3-NL56 | 42 |
| P3-NL64 | 42 |
| P3-NL66 | 42 |
| P3-NL68 | 42 |
| P3-NL70 | 42 |
| P3-NL72 | 42 |
| P3-NL74 | 42 |
| P3-NL76 | 42 |
| P3-NL88 | 42 |
| P3-NL90 | 42 |
| P3-NL92 | 42 |
| P3-NL94 | 42 |
| P3-NL96 | 42 |
| P3-NP50 | 78 |
| P3-NP52 | 78 |
| P3-NP54 | 78 |
| P3-NP56 | 78 |
| P3-NP70 | 78 |
| P3-NP72 | 78 |
| P3-NP74 | 78 |
| P3-NP76 | 78 |
| P3-NP96 | 78 |
| P3-PBASE | 108 |
| P3-PBASE-W | 108 |
| P3-RBASEL | 108 |
| P3-RBASEL-W | 108 |
| P3-RBASEM | 108 |
| P3-RBASEM-W | 108 |
| P3-RBASES | 108 |
| P3-RBASES-W | 108 |
| P3-RBASEXL | 108 |
| P3-RBASEXL-W | 108 |
| P3-RL40 | 50 |
| P3-RL42 | 50 |
| P3-RL44 | 50 |
| P3-RL46 | 50 |
| P3-RL48 | 50 |
| P3-RL50 | 50 |
| P3-RL52 | 50 |
| P3-RL54 | 50 |

| *pattern no.* | *page* |
|---|---|
| P3-RL56 | 50 |
| P3-RL62 | 50 |
| P3-RL64 | 50 |
| P3-RL66 | 50 |
| P3-RL68 | 50 |
| P3-RL70 | 50 |
| P3-RL72 | 50 |
| P3-RL74 | 50 |
| P3-RL76 | 50 |
| P3-RL80 | 50 |
| P3-RL82 | 50 |
| P3-RL86 | 50 |
| P3-RL88 | 50 |
| P3-RL90 | 50 |
| P3-RL92 | 50 |
| P3-RL94 | 50 |
| P3-RL96 | 50 |
| P3-RP50 | 78 |
| P3-RP52 | 78 |
| P3-RP54 | 78 |
| P3-RP56 | 78 |
| P3-RP70 | 78 |
| P3-RP72 | 78 |
| P3-RP74 | 78 |
| P3-RP76 | 78 |
| P3-RP96 | 78 |
| P3-RR68 | 74 |
| P3-RR72 | 74 |
| P3-RR88 | 74 |
| P3-RR92 | 74 |
| P3-RS62 | 74 |
| P3-RS64 | 74 |
| P3-RS80 | 74 |
| P3-RS82 | 74 |
| P3-SBASEL | 106 |
| P3-SBASEL-W | 106 |
| P3-SBASEM | 106 |
| P3-SBASEM-W | 106 |
| P3-SBASES | 106 |
| P3-SBASES-W | 106 |
| P3-SL10 | 60 |
| P3-SL12 | 60 |
| P3-SL14 | 60 |
| P3-SL16 | 60 |
| P3-SL30 | 60 |
| P3-SL32 | 60 |
| P3-SL34 | 60 |
| P3-SL36 | 60 |
| P3-SL42 | 50 |
| P3-SL48 | 50 |
| P3-SL50 | 60 |
| P3-SL52 | 60 |
| P3-SL53 | 60 |
| P3-SL54 | 50 |
| P3-SL56 | 60 |
| P3-SL60 | 50 |
| P3-SP10 | 86 |
| P3-SP12 | 86 |
| P3-SP14 | 86 |
| P3-SP16 | 86 |
| P3-SP30 | 86 |
| P3-SP32 | 86 |
| P3-SP34 | 86 |
| P3-SP36 | 86 |
| P3-SP50 | 86 |

| *pattern no.* | *page* |
|---|---|
| P3-SP52 | 86 |
| P3-SP54 | 86 |
| P3-SP56 | 86 |
| P3-SS30 | 76 |
| P3-SS32 | 76 |
| P3-SS34 | 76 |
| P3-SS36 | 76 |
| P3-SS48 | 74 |
| P3-SS50 | 76 |
| P3-SS52 | 76 |
| P3-SS53 | 76 |
| P3-SS54 | 74 |
| P3-SS56 | 76 |
| P3-SS60 | 74 |
| P3-TL10 | 62 |
| P3-TL12 | 62 |
| P3-TL14 | 62 |
| P3-TL16 | 62 |
| P3-TL18 | 62 |
| P3-TL20 | 62 |
| P3-TL30 | 62 |
| P3-TL32 | 62 |
| P3-TL34 | 62 |
| P3-TL36 | 62 |
| P3-TL38 | 62 |
| P3-TL40 | 62 |
| P3-TL50 | 62 |
| P3-TL52 | 62 |
| P3-TL54 | 62 |
| P3-TL56 | 62 |
| P3-TL58 | 62 |
| P3-TL60 | 62 |
| P3-TLEGU-PE | 130 |
| P3-TLEGU-PE30 | 130 |
| P3-TLEGU-PR | 128 |
| P3-TLEGU-PR30 | 128 |
| P3-TP10 | 86 |
| P3-TP12 | 86 |
| P3-TP14 | 86 |
| P3-TP16 | 86 |
| P3-TP18 | 86 |
| P3-TP20 | 86 |
| P3-TP30 | 86 |
| P3-TP32 | 86 |
| P3-TP34 | 86 |
| P3-TP36 | 86 |
| P3-TP38 | 86 |
| P3-TP40 | 86 |
| P3-TP50 | 86 |
| P3-TP52 | 86 |
| P3-TP54 | 86 |
| P3-TP56 | 86 |
| P3-TP58 | 86 |
| P3-TP60 | 86 |
| P3-TS30 | 76 |
| P3-TS32 | 76 |
| P3-TS34 | 76 |
| P3-TS36 | 76 |
| P3-TS38 | 76 |
| P3-TS40 | 76 |
| P3-TS50 | 76 |
| P3-TS52 | 76 |
| P3-TS54 | 76 |
| P3-TS56 | 76 |
| P3-TS58 | 76 |

| *pattern no.* | *page* |
|---|---|
| P3-TS60 | 76 |
| P3-VL10 | 64 |
| P3-VL12 | 64 |
| P3-VL14 | 64 |
| P3-VL16 | 64 |
| P3-VL18 | 64 |
| P3-VL20 | 64 |
| P3-VL30 | 64 |
| P3-VL32 | 64 |
| P3-VL34 | 64 |
| P3-VL36 | 64 |
| P3-VL38 | 64 |
| P3-VL40 | 64 |
| P3-VL50 | 64 |
| P3-VL52 | 64 |
| P3-VL54 | 64 |
| P3-VL56 | 64 |
| P3-VL58 | 64 |
| P3-VL60 | 64 |
| P3-VP10 | 88 |
| P3-VP12 | 88 |
| P3-VP14 | 88 |
| P3-VP16 | 88 |
| P3-VP18 | 88 |
| P3-VP20 | 88 |
| P3-VP30 | 88 |
| P3-VP32 | 88 |
| P3-VP34 | 88 |
| P3-VP36 | 88 |
| P3-VP38 | 88 |
| P3-VP40 | 88 |
| P3-VP50 | 88 |
| P3-VP52 | 88 |
| P3-VP54 | 88 |
| P3-VP56 | 88 |
| P3-VP58 | 88 |
| P3-VP60 | 88 |
| P3-VS30 | 76 |
| P3-VS32 | 76 |
| P3-VS34 | 76 |
| P3-VS36 | 76 |
| P3-VS38 | 76 |
| P3-VS40 | 76 |
| P3-VS50 | 76 |
| P3-VS52 | 76 |
| P3-VS54 | 76 |
| P3-VS56 | 76 |
| P3-VS58 | 76 |
| P3-VS60 | 76 |
| P4-AMP1145A | 124 |
| P4-AMP1145B | 124 |
| P4-AMP-2A | 124 |
| P4-AMP-2B | 124 |
| P4-AWB20 | 118 |
| P4-AWB26 | 118 |
| P4-AWB32 | 118 |
| P4-AWB36 | 118 |
| P4-AWB42 | 118 |
| P4-GR | 118 |
| P4-MRI | 118 |
| P4-PDC-12 | 124 |
| P4-PDC-21 | 124 |
| P4-PDC-22 | 124 |
| P4-PDC-24 | 124 |
| P4-PP | 118 |

| *pattern no.* | *page* |
|---|---|
| P4-RW-C2 | 104 |
| P4-RWDA | 124 |
| P4-RWDB | 124 |
| P4-RWDOX | 124 |
| P4-RWDOY | 124 |
| P4-RWDX | 124 |
| P4-RWDY | 124 |
| P4-RWIN4-CL | 128 |
| P4-RWIN4-CLE | 130 |
| P4-RWIN4-CR | 128 |
| P4-RWIN4-CRE | 130 |
| P4-RWIN4-REL | 130 |
| P4-RWIN4-RER | 130 |
| P4-RWIN4-RL | 128 |
| P4-RWIN4-RR | 128 |
| P4-RWIN4-T | 128 |
| P4-RWIN4-TE | 130 |
| P4-RWJ10 | 126 |
| P4-RWJ17 | 126 |
| P4-RWJ27 | 126 |
| P4-RWJ37 | 126 |
| P4-RWJ47 | 126 |
| P4-RWJ57 | 126 |
| P4-RWJ67 | 126 |
| P4-RWM30 | 126 |
| P4-RWM96 | 126 |
| P4-RWMFJ10 | 126 |
| P4-RWMFJ17 | 126 |
| P4-RWMFJ27 | 126 |
| P4-RWMFJ37 | 126 |
| P4-RWR48 | 124 |
| P4-RWR60 | 124 |
| P4-RWR66 | 124 |
| P4-RWR72 | 124 |
| P4-RWT | 124 |
| P4S-BOXM-E | 114 |
| P4S-BOXM-PP-11 | 112 |
| P4S-BOXM-PP-4511 | 112 |
| P4S-BOXM-PP-5 | 112 |
| P4S-BOXM-PRA | 116 |
| P4S-BOXM-PRB | 116 |
| P4S-BOXS-PP-2 | 112 |
| P4S-BOXS-PP-X | 112 |
| P4SD-BOXM-E | 114 |
| P4SD-BOXM-PP-11 | 112 |
| P4SD-BOXM-PP-4511 | 112 |
| P4SD-BOXM-PP-5 | 112 |
| P4SD-BOXM-PRA | 116 |
| P4SD-BOXM-PRB | 116 |
| P4SE45 | 120 |
| P4SE45-S1-BLK | 120 |
| P4SEC45-BLK | 120 |
| P4SECDA-BLK | 120 |
| P4SEDA | 120 |
| P4SEDA-S1-BLK | 120 |
| P4-TR1 | 100 |
| P4-TR2 | 100 |
| P4-TR2-LB2 | 100 |
| P4-WM4 | 106, 108 |
| P4-WMT-18 | 118 |
| P4-WMT-32 | 118 |
| P4-WMT-44 | 118 |
| P4-WMT-56 | 118 |
| P4-WMT-96 | 118 |
| P5-01 | 102 |

| *pattern no.* | *page* |
|---|---|
| P5-02 | 102 |
| P5-11 | 102 |
| P5-12 | 102 |
| P5-13 | 102 |
| P5-14 | 102 |
| P5-15 | 102 |
| P5-21 | 102 |
| P5-22 | 102 |
| P5-23 | 102 |
| P5-24 | 102 |
| P5-25 | 102 |
| P5-26 | 102 |
| P5-27 | 102 |
| P5-28 | 102 |
| P5-29 | 102 |
| P5-C | 102 |
| P5-D | 102 |
| P6-C02 | 30 |
| P6-C04 | 30 |
| P6-C06 | 30 |
| P6-C12 | 30 |
| P6-C14 | 30 |
| P6-C16 | 30 |
| P6-C22 | 30 |
| P6-C24 | 30 |
| P6-C26 | 30 |
| P6-C32 | 30 |
| P6-C34 | 30 |
| P6-C36 | 30 |
| P7-3M-3M | 144 |
| P7-3M-3M-3M | 146 |
| P7-3X-3X | 144 |
| P7-C3 | 132 |
| P7-C3-C3-C6-C6 | 134 |
| P7-C3-C6 | 132 |
| P7-C3-C6-C6 | 132 |
| P7-C3-C6-USB | 142 |
| P7-C3I-C3I | 136 |
| P7-C5-C5 | 134 |
| P7-C5-C5-C5 | 134 |
| P7-C6 | 132 |
| P7-C6-C6 | 132 |
| P7-C6-C6-C6 | 134 |
| P7-C6-C6-C6-C6 | 134 |
| P7-CM | 156 |
| P7-DVI | 148 |
| P7-DVI-MSI-MSI | 150 |
| P7-DVI-MS-MS | 150 |
| P7-DVI-SV | 154 |
| P7-DVI-VGA | 148 |
| P7GR-X | 154 |
| P7-HDMI | 150 |
| P7-HDMI-VGA-MS | 150 |
| P7-HDMI-VGA-MSI | 152 |
| P7-LC-LC | 136 |
| P7-LC-LC-C6-C6 | 136 |
| P7-RCA | 154 |
| P7-SV | 154 |
| P7-USB-USB | 146 |
| P7-VGA-C3-C6 | 138 |
| P7-VGA-C6 | 136 |
| P7-VGA-C6-C6 | 138 |
| P7-VGA-MS | 144 |
| P7-VGA-MS-C3-C6 | 138 |
| P7-VGA-MS-C6 | 140 |

| *pattern no.* | *page* |
|---|---|
| P7-VGA-MS-C6-C6 | 142 |
| P7-VGA-MSI | 144 |
| P7-VGA-MSI-C3-C6 | 140 |
| P7-VGA-MSI-C6 | 140 |
| P7-VGA-MSI-C6-C6 | 142 |
| P7-VGA-MSI-RCA | 148 |
| P7-VGA-MSI-USB | 152 |
| P7-VGA-MS-RCA | 146 |
| P7-VGA-MS-USB | 152 |
| P7-VGA-RCA | 148 |
| P7-VGA-USB | 146 |
| P7-X | 154 |
| P8-CE12 | 32 |
| P8-CE14 | 32 |
| P8-CE16 | 32 |
| P8-CE22 | 32 |
| P8-CE24 | 32 |
| P8-CE26 | 32 |
| P8-CM12 | 32 |
| P8-CM14 | 32 |
| P8-CM16 | 32 |
| P8-CM22 | 32 |
| P8-CM24 | 32 |
| P8-CM26 | 32 |
| P8-CS12 | 32 |
| P8-CS14 | 32 |
| P8-CS16 | 32 |
| P8-CS22 | 32 |
| P8-CS24 | 32 |
| P8-CS26 | 32 |
| P8-CS32 | 32 |
| P8-CS34 | 32 |
| P8-CS36 | 32 |

# General Ordering Information

### The Products
This guide encompasses all standard products for this product group.

### Sizes
Dimensions listed in this guide are indicated as:
H = height
W = width
D = depth
Dia. = diameter
Rad. = radius

### Pricing
All prices shown are list.

### How to Order
Select pattern numbers and quantities required for your complete installation. Product questions can be addressed in the specific sections of this guide or by contacting your sales representative or customer resource representative at 1-800-343-5665.

Next, select options (if required), along with colors and finishes appropriate to each product. Reference the Finishes and Fabrics pages for color designations.

On large installations, an item's "designated area" can be specified to assist in product organization and handling.

To expedite complete / correct entry of your order, be certain all pattern numbers, quantities, colors and area identifications are completely specified. Also, include complete purchase order numbers, bill-to and ship-to addresses, a contact name and specific factory shipping dates required.

### Mail all orders to:
Knoll, Inc.
1235 Water Street
P.O. Box 157
East Greenville, PA 18041
Attention: Order Entry

Once your order is entered at Knoll, an acknowledgment will be mailed to you. You will be advised of your scheduled shipping date within five days of the original acknowledgment. If it is necessary to revise your order, please contact your customer resource representative.

# Sustainability Statement

Sustainable design is a key component of Knoll's environmental focus. Our commitment to social responsibility and a healthy environment has prompted us to further articulate our longstanding environmental programs and, with encouragement and support from our colleagues in the industry, we have re-energized our focus on such "green" initiatives as life cycle analysis and LEED™ certification. Knoll is proud to have contributed to projects that have received LEED certification from the U.S. Green Building Council.

For the latest information on Knoll products that help our customers achieve LEED certification, log on to knoll.com, click on "About Knoll" and then "Environmental Focus."