



LARESTA[®] HEALTHCARE SEATING

PRICE LIST


January 3, 2011

Updated April 5, 2023

800.424.2432



Ordering Customer's Own Material (C.O.M.) Upholstery		
Information		3
LaResta® Day Bed		
General Information		5
Product Color Options		6
Built-In		7
Freestanding		8
Modern		10



Customer’s Own Material ■
Specifications Form
January 2023

How to Specify

As a standard procedure, KI applies seating upholstery as swatched by the textile distributor. Reference distributor’s website. Upholstery that is required to be applied differently than is swatched, will need a Product Modification Request written spec ifying the direction the upholstery is to be applied.

Seating upholstery requiring specific positioning of intricate patterns or patterns repeats on seats and backrests, will need a Product Modification Request written including a sketch noting the specific requirements, as in Diagram A.

C.O.M. must be supplied in continuous yardage.

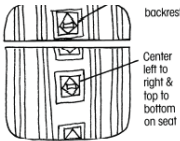
Yardage requirements listed in price list are based on plain goods 54” wide. Fabrics less than 54” wide, or those requiring matching (stripes, plaids, prints, large patterns) will require additional yardage based on the fabric used and the item ordered. Consult matrix below for additional yardage needed.

C.O.M. INCREASE MATRIX (yardage matrix is also applicable to any reservations of KI Ingrade, Pallas, or K.O.M. upholsteries).

This table is a general guide.

FABRIC WIDTH	PLAIN FABRIC	UNDER 7” REPEAT	8”–13” REPEAT	14”-21” REPEAT	22”-27” REPEAT	28”-33” REPEAT	34”-40” REPEAT	41”-48” REPEAT
54”	0	20%	25%	30%	45%	55%	70%	80%
51”-53”	15%	25%	30%	35%	50%	60%	80%	90%
48”-50”	20%	30%	35%	40%	55%	65%	85%	95%
45”-47”	30%	45%	50%	55%	60%	80%	90%	100%
36”-44”	50%	65%	70%	75%	80%	100%	110%	120%

Diagram A



Fabric with double repeat: If using a fabric with a double repeat, please follow this formula: take the total amount of the larger and half of the smaller repeat; add together to find the correct overall repeat. Example: 10” vertical with 14” horizontal would be 14+5=19.

If fabric comes in on multiple rolls, one additional yard per roll needs to be added to the yardage requirement.

Leather hides must be a minimum of 50 square feet of usable material. The outer edges cannot be calculated as square feet or yardage. To determine square footage, multiply unit yardage by 18 square feet to obtain the total square footage required per unit.

For exact production yardage requirements, call 1-800-424-2432, ext. 2707.

Production

Customer’s upholstery must be approved prior to acceptance for production.

After approval, a memo swatch of the C.O.M. from the textile distributor must accompany the order. KI assumes no responsibility for wear, defects, or performance of C.O.M. or K.O.M. upholstery.

C.O.M. not received into the appropriate facility 3 weeks prior to acknowledged delivery date may go on hold. See KI C.O.M. Shipping Location listing for the correct facility address by product.

All C.O.M. must be labeled as follows:

1. Name and address
2. Your purchase order number
3. Our style number to which fabric is to be applied
4. Supplier name and fabric name, number, and color

ALL C.O.M. Shipments must be prepaid. Collect shipments will be refused.

Testing

When KI requires testing, actual yardage to upholster one chair may be required. The C.O.M. Specialist will confirm model and fabric testing requirements when applicable.

Approved test samples will be applied to the order or will be held for 6 months. After 6 months, the sample will no longer be applied to your order. For all product testing, send fabric samples to the manufacturing facility. See KI C.O.M. Shipping Location listing for the correct facility address by product.

ALL C.O.M. Shipments must be prepaid. Collect shipments will be refused.

Treated Materials

If C.O.M. requires processing such as a stain resistance treatment or acrylic backing, it may shrink. To prevent delays in delivery or back ordering due to shrinkage, please have your processor verify measurement after processing and assure adequate yardage shipped.

Split Orders

If a portion of the shipment which does not require C.O.M. application is to be processed and shipped early, KI will enter the order immediately at your request. These split shipments are subject to minimum order changes.

Excess Upholstery Material

KI will dispose of excess upholstery material at the time of shipment unless expressly requested to return it with the product shipment.

Cancelled or Changed Orders

KI assumes no responsibility for extra C.O.M. due to a change of upholstery or cancellation of an order. If it the customer’s responsibility to arrange for return of the material.

Contact the C.O.M. Specialist at 1-800-424-2432, ext. 2707, with questions or to request a split order



C.O.M. SHIPPING LOCATION



Architectural Walls		System 3000..... MN	LimeLite GB
Evoke..... MN		Universal Overheads..... MN	Lyra Lounge Seating..... HN
Genius Walls..... MN		Wireworks MN	Maestro Stack Chairs GB
		Unite..... MN	Medical & Laboratory Stools..... OM
Casegoods			MyPlace Lounge Seating HN
Aristotle Tackboards..... MN	Residence Hall Furniture		MyWay Seating..... HN
Likha Tackboards..... MN	RoomScape Furniture MN		Oath Task Chairs and Stools..... GB
			Opt4 GB
Classroom Furniture		Screens	Pilot Task Chairs..... OM
Intellect Wave Chairs..... GB		All Terrain..... KP	Promenade Seating System BW
Learn2 GB		Connection Zone..... BW	Ruckus..... GB
Ruckus..... GB		True/Volition KP	Sela Lounge Seating HN
		Genesis..... KP	Sift Task Chairs GB
Desking		Tattoo..... MN	Signia Task Chairs and Stools OM
700 Series Desking KP		Universal..... BW	Soltice Metal Collection..... HN
Balance Overheads MN			Soltice Multiple, Healthcare & Guest .HN
Genesis Desking..... MN	Seating		Soltice II Healthcare Seating..... HN
True Desking..... KP	400 Series Folding Chairs..... BW		Strive Multiple, Stack & Task GB
Universal Overheads..... MN	600 Series Folding Chairs..... BW		Sway BW
WorkZone Desking MN	600 Series Stools..... BW		Tattoo..... HN
	Affina Collection..... HN		Torsion-on-the-Go! Nesting Chairs GB
Files & Storage		Altus Task Chairs..... GB	Torsion Air Stack and Task Seating GB
700 Series Pedestal Cushion..... GB		Apply Stack Chairs GB	Zoetry HN
Connection Zone Pads..... BW		Auditorium Folding Chairs BW	
U-Series Pedestal Cushion..... GB		Calida Lounge Seating HN	
Tattoo..... BW		Diem Task Chairs..... OM	
		Doni Collection..... GB	
Fixed Seating		Gladly Lounge Seating VQ	
Concerto Auditorium Seating..... BW		Grazie Seating GB	
Single Pedestal Seating GB		Hiatus Sleeper Bench HN	
Jury Base Seating..... GB		Hub Modular Lounge Seating HN	
Lancaster Auditorium Seating BW		Impress Task Chairs..... OM	
Sequence Seating..... GB		Impress Ultra Task Chairs OM	
University Seating..... GB		Jessa Lounge Seating HN	
		Jubilee Lounge Seating..... VQ	
Panel Systems		Katera Guest Chair..... GB	
All Terrain..... KP		Kurv Benches..... HN	
Balance Overheads MN		LaResta Day Beds HN	

KI C.O.M. Manufacturing Site Addresses:

BW
KI Bonduel
Attn: COM Storage
204 West South St.
Bonduel, WI 54107

HN
KI High Point
Attn: COM Storage
217 Feld Avenue
High Point, NC 27263

MN
KI Manitowoc
Attn: COM Storage
1400 S. 41st St.
Manitowoc, WI 54220

VQ
KI
Attn: COM Fabrics
6892 Marlin Circle
La Palma, CA 90623

GB
KI Green Bay
Attn: COM Storage
1687 Westminster Drive - Gate 3
Green Bay, WI 54302

KP
KI Pembroke
Attn: COM Storage
1000 Olympic Dr.
Pembroke, Ontario K8A6X7

OM
KI
Attn: COM Storage
1110 S. Mildred Ave.
Ontario, CA 91761

LaResta® Day Bed

General Information



LaResta® Day Bed

General Information



Standard Built-In



Freestanding - Affina™ Arm



Freestanding - Perth® Arm



Freestanding - Soltice® Arm

Features				
One-piece design	•	•	•	•
One-step fold-down mechanism	•	•	•	•
Optional casters to provide mobility			•	•
Storage	•	•	•	•
General Dimensions				
Seat height	18-1/4"	18-1/4"	18-1/4"	18-1/4"
Back height	34"	34"	34"	34"
Arm height		26-1/2"	25-1/4"	27-1/2"
Individual arm width		4"	2-1/4"	2-1/2"
Sleep surface height	26"	26"	26"	26"
Overall Dimensions				
Standard built-in width	79-3/8"			
Freestanding width		84-1/4"	80-5/8"	81-1/8"
Arm depth		34"	31"	31"
Sleep surface	34" x 75"	34" x 75"	34" x 75"	34" x 75"



Modern Style

Features	
One-piece design	•
One-step fold-down mechanism	•
Optional casters to provide mobility	
Storage	•
General Dimensions	
Seat height	18-1/4"
Back height	32"
Arm height	24-1/2"
Individual arm width	5-1/2"
Sleep surface height	26"
Overall Dimensions	
Arm depth	31"
Sleep surface	32" x 75"
Modern width - no storage	87-1/4"
Modern width - storage one side	97-3/4"
Modern width - storage both sides	108-1/4"

SPECIFICATIONS

Complimentary Furniture

The following lounge collections offer complimentary furniture that creates continuity and a cohesive look throughout a facility. These complimentary pieces can be found in other sections of the KI price list.

LARESTA® FSD model with PERTH® ARM - Perth® Healthcare, and Multiple Seating

LARESTA® FSD model with SOLTICE® ARM - Soltice® Healthcare, Multiple Seating, Guest, and Lounge Seating

UPHOLSTERY INFORMATION

C.O.M. Fabric

For C.O.M. fabric sent to KI-High Point on multiple rolls, add an additional yard of fabric per roll to the yardage requirements. Multiple rolls have shorter pieces of fabric on them and do not allow nesting and stacking of the fabric to achieve the best yield as is done with one large roll. This results in yardage shortages and requests for additional fabric from the client, which can hold up the order. For each roll that is sent, one yard needs to be added and needs to be added to one of the rolls, not separately.

Fabric Disclaimer

Fabric will be applied as swatched by the fabric manufacturer. Fabric that is required to be applied differently than is swatched will need a Modified Product Request written specifying the direction the fabric is to be applied.

FINISH INFORMATION

Color Match

KI offers the additional option of color matching paint, polypropylene, or wood stain through Product Modification Requests. Contact Service for details.

INFORMATION

Warranty

Refer to KI Terms & Conditions document or visit ki.com



Wood Finish - Core		Paint Color		Surface Finish - Laminate	
Cherry Storm on Beech	BCX	Black	BL	Belair	LBQ
Cinnamon on Beech	BCN	Blue Grey	GR	Biltmore Cherry	LBT
Cocoa on Beech	BCA	Bronze Metallic	ZM	Black	LBK
Eclipse Black on Beech	BEB	Cayenne	CY	Brighton Walnut	LBW
Florence Walnut on Beech	BFC	Champagne Metallic	CM	Canyon Zephyr	LCA
Kensington Maple on Maple	MMA	Cool Grey	CG	Castle Oak	LCO
Monticello Maple on Beech	BMT	Cottonwood	CO	Casual Linen	LCU
Natural on Beech	BNA	Earthen Clay	EY	Cherry Storm	LCX
River Cherry on Beech	BRY	Espresso Metallic	EX	Classic Linen	LCI
Kensington Maple requires an upcharge.		Everglade Shade	EV	Cloud Zephyr	LCL
		Flannel	FN	Cocobala	LCC
		Glitz Metallic	GZ	Crisp Linen	LRI
		Hazy Jade	HJ	Desert Zephyr	LDZ
		Honey Bee	HY	Dove Grey	LDG
		Light Tone	LG	Fired Steel	LIL
		Mardi Gras	MG	Flax Linen	LXF
		Misty Brown	MY	Florence Walnut	LFC
		Nemo	NE	Forged Steel	LOL
		Nordic	ND	Friston Ash	LFH
Edge Color		EEY	PR	Frosty White	LFW
Belair	EBQ	EEV	PH	Graphite Nebula	LGN
Biltmore Cherry	EBT	EFC	RK	Grey	LGE
Black	EBL	EFH	SA	High Rise	LHE
Brighton Walnut	EBW	EFW	SK	Hollyberry	LHY
Cherry Storm	ECX	EHJ	SX	Irish Linen	LIH
Cocobala	ECC	EIT	SP	Island	LID
Cool Grey	ECG	EKM	TI	Italian Silver Ash	LIT
Earthen Clay	EEY	EMY	UB	Kensington Maple	LKM
Everglade Shade	EEV	EMT	WG	Lapis Blue	LLB
Florence Walnut	EFC	EMB	ZL	Markerboard White	LMK
Friston Ash	EFH	ERY		Misted Zephyr	LMR
Frosty White	EFW	ESA		Monticello Maple	LMT
Hazy Jade	EHJ	EAZ		Nickel Evolv	LNV
Italian Silver Ash	EIT	ETI		North Sea	LNA
Kensington Maple	EKM	EWG		Ocean	LON
Misty Brown	EMY	EWY		Pearl Bisque	LPB
Monticello Maple	EMT			Pearl Silver	LPS
Multiplex	EMB			Pressed Linen	LPR
River Cherry	ERY			River Cherry	LRY
Sand	ESA			Rugged Linen	LRG
Sterling Ash	EAZ			Satin Stainless	LSS
Twilight Shadow	ETI			Shadow Zephyr	LSR
Warm Grey	EWG			Silicon evolv	LSV
Windsor Mahogany	EWY			Sterling Ash	LAZ
Drawer Pull Color				Tailored Linen	LTL
No pull	NDP			Titanium evolv	LTV
Blue grey	PLBG			White Nebula	LWL
Black	PLBL			White Sand	LWN
Brushed nickel	PLBN			Windsor Mahogany	LWY
Sand	PLSD				
Warm grey	PLWG				

Finish Cards

View color swatches for items listed within this document.

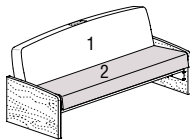
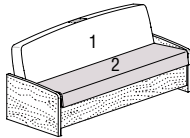
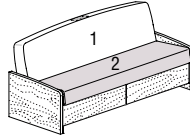
- [Paints](#)[Plastics/Poly](#)
- [Wood/Veneer](#)[Laminates](#)
- [Molded Edges](#)[Edge Styles](#)
- [Hard Plastics](#)[Glass](#)

Certain options referenced may not be available on GSA Schedule.

LaResta® Day Bed
Built-In



LaResta® Day Bed
Built-In

			MODEL NUMBER																				
			Basic Model	Non-Contrast or Fabric Contrast 1	Fabric Contrast 2	Paint Color	Laminate Color	Edge Color	Pull Option	Approx. Packaged Weight	Grade C.O.M.	Grade C	Grade D	Grade E & C.O.L.	Grade F	Grade G	Grade H	Grade I	Grade J	Grade K	Grade L Leather	Grade M Leather	
MODEL	Features																						
 LRSTA	Built-In, Basic (Laminated Sides) <ul style="list-style-type: none">Non-contrast C.O.M = 8.5 yd1 = Back (Fabric Contrast 1) C.O.M. = 4.5 yd2 = Seat (Fabric Contrast 2) C.O.M. = 3 yd	Non-contrast	BIB/NC	□□□□		□□	□□□			220.0#	\$ 5658	\$ 6093	\$ 6206	\$ 6346	\$ 6440	\$ 6624	\$ 6812	\$ 7040	\$ 7499	\$ 7959	\$ 8423	\$ 9345	
		Contrast	BIB/FC	□□□□	□□□□	□□	□□□			220.0#	6093	6551	6668	6815	6915	7108	7302	7543	8027	8512	8997	9964	
 LRSTA	Built-In, Laminated Front Panel and Sides <ul style="list-style-type: none">Non-contrast C.O.M = 8.5 yd1 = Back (Fabric Contrast 1) C.O.M. = 4.5 yd2 = Seat (Fabric Contrast 2) C.O.M. = 3 yd	Non-contrast	BIP/NC	□□□□		□□	□□□	□□□		230.0#	\$ 5778	\$ 6215	\$ 6328	\$ 6470	\$ 6562	\$ 6747	\$ 6933	\$ 7161	\$ 7621	\$ 8082	\$ 8546	\$ 9469	
		Contrast	BIP/FC	□□□□	□□□□	□□	□□□	□□□		230.0#	6219	6678	6798	6946	7041	7236	7430	7668	8155	8640	9124	10092	
 LRSTA	Built-In, Laminated Drawers and Sides <ul style="list-style-type: none">Non-contrast C.O.M = 8.5 yd1 = Back (Fabric Contrast 1) C.O.M. = 4.5 yd2 = Seat (Fabric Contrast 2) C.O.M. = 3 yd	Non-contrast	BID/NC	□□□□		□□	□□□	□□□	□□□□	250.0#	\$ 6351	\$ 6788	\$ 6903	\$ 7045	\$ 7136	\$ 7320	\$ 7507	\$ 7736	\$ 8193	\$ 8656	\$ 9117	\$ 10042	
		Contrast	BID/FC	□□□□	□□□□	□□	□□□	□□□	□□□□	250.0#	6821	7281	7401	7545	7647	7838	8030	8272	8757	9241	9728	10697	
			A	B	C	D	E	F	G														

HOW TO ORDER

Indicate the following information on order form:

- Quantity of each item.
- Model number, including options. See “How To Build a Model Number”.
- Any special service required.

Note:

- The □ indicates that a choice is required.
- The absence of the □ indicates that no choice is required.
- Alpha-numeric characters in place of □ indicate that no other alternatives are available.

HOW TO BUILD A MODEL NUMBER

- A**Select basic model.
- B**Select non-contrast or fabric contrast 1. Refer to ki.com/fabrics
- C**Select fabric contrast 2. Refer to ki.com/fabrics
- D**Select handle paint color. Refer to the **Product Color Options** page in this price list.
- E**Select laminate color.
- F**Select edge color. Refer to the **Product Color Options** page in this price list.
- G**Select bowfront drawer pull color.
 - PLBL** - Black
 - PLBG** - Blue grey

PLBN	- Brushed nickel
PLSD	- Sand
PLWG	- Warm grey
NDP	- No pull

INFORMATION

Moisture Barrier	\$521
TB133	\$869

C.O.M. Requirements

C.O.M. yardage requirements listed above are based on plain goods 54” wide. If less than 54” wide or fabrics requiring matching (stripes, plaids, prints, large patterns), additional yardage will be needed. Consult C.O.M. matrix on the Ordering C.O.M. and C.O.L. page for additional yardage needed. For C.O.M. fabric sent to KI-High Point on multiple rolls, add an additional yard of fabric per roll to the yardage requirements.

C.O.L. Requirements

Figure 18 sq. ft. of leather (C.O.L.) for each yard shown (i.e., 4.75 x 18 = 85.5 sq. ft.).

Contrasting Upholstery

When contrasting fabric is chosen, price at highest in-grade.

Minimum Fabric/Leather Quantity

Minimum order for fabric is 1 yard. Minimum order for leather is 1 hide (approximately 50 sq. ft.).

Construction

Frame constructed of kiln-dried lumber, laminated hardwood plywood, and 14-gauge steel. Tight seats and backs are wrapped with multiple densities of polyurethane foam.

California TB133 Fire Safety Code

For California Technical Bulletin 133 compliant models, a Product Modification Request is required. Contact Customer Service for details.

Powder Coat for Handle and Drawer Pull

See color addendum for standard powder coat selections. Additional KI powder coat colors are available at an \$1258 list upcharge per order.

Options

Available in leather as a Product Modification Request. Contact Customer Service for details.

SPECIAL SERVICES


Special Carton Marking

With specially marked information N/C

Shipping

Ships **assembled unless replacement parts which ship knocked down, FOB High Point, NC 27263, freight prepaid.** Freight class 125.

Specifications and prices are subject to change without prior notice.



1
2

Solstice arms shown

Perth arms shown

Indicate the following information on order form:

1. Quantity of each item.
2. Model number, including options. See "How To Build a Model Number".
3. Any special service required.

- The absence of the ☐ indicates that no choice is required.
- Alpha-numeric characters in place of ☐ indicate that no other alternatives are available.

A Select basic model.

B Select non-contrast or fabric contrast 1.
Refer to ki.com/fabrics

D Select frame color.
Refer to the **Product Color Options** page in this price list.

F Select armcap option.

NAC	- No armcap
PAC	- Black poly (pair); add \$209
WAC	- Wood armcaps (pair); add \$249
SAC	- Solid surface; add \$975

Perth Arms: Standard wood armcap. No

Affina Arms: Standard no armcap. Choice of solid surface or wood with upcharge. Solid surface armcap color is always Corian™ glacier white.

C Select wood finish color.*
Pick only if product has wood armcaps or "no casters" is selected.
Refer to the **Product Color Options** page in this price list.
*For Kensington Maple add upcharge.

1 Select edge color.
Refer to the **Product Color Options** page in this price list.

Kensington Maple requires extended leadtimes.

FSD/AF	\$86
FSD/PE	\$86
FSD/SL	\$86

FSP/AF	\$86
FSP/PE	\$86
FSP/SL	\$86

Moisture Barrier	\$521
TB133	\$869

C.O.M. Requirements
C.O.M. yardage requirements listed above are based on plain goods 54" wide. If less than 54" wide or fabrics requiring matching (stripes, plaids, prints, large patterns), additional yardage will be needed. Consult C.O.M. matrix on the Ordering C.O.M. and C.O.L. page for additional yardage needed. For C.O.M. fabric sent to KI-High Point on multiple rolls, add an additional yard of fabric per roll to the yardage requirements.

Contrasting Upholstery
When contrasting fabric is chosen, price at highest in-grade.

Minimum order for fabric is 1 yard. Minimum order for leather is 1 hide (approximately 50 sq. ft).

Frame constructed of kiln-dried lumber, laminated hardwood plywood, and 14-gauge steel. Tight seats and backs are wrapped with multiple densities of polyurethane foam.

For California Technical Bulletin 133 compliant models, a Product Modification Request is required. Contact Customer Service for details.

See color addendum for standard powder coat selections. Additional KI powder coat colors are available at an \$1258 list upcharge per order.

Available in leather as a Product Modification Request. Contact Customer Service for details.

Special Carton Marking

With specially marked information N/C

Shipping

Ships assembled unless replacement parts which ship knocked down, FOB High Point, NC 27263, freight prepaid. Freight class 125.

Specifications and prices are subject to change without prior notice.

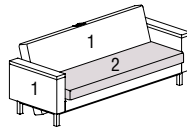
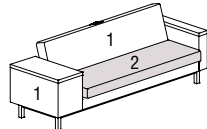
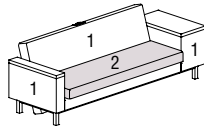
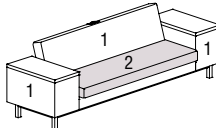
LaResta® Day Bed

Modern



LaResta® Day Bed

Modern

			MODEL NUMBER																		
			Basic Model	Non-Contrast or Fabric Contrast 1	Fabric Contrast 2	Paint Color	Laminate Color	Edge Color													
MODEL	Features							Approx. Packaged Weight	Grade C.O.M.	Grade C	Grade D	Grade E & C.O.L.	Grade F	Grade G	Grade H	Grade I	Grade J	Grade K	Grade L Leather	Grade M Leather	
	Modern, No Storage	Non-contrast	FNS/NC	□□□□		□□	□□□	□□□	255.0#	\$ 6039	\$ 6604	\$ 6752	\$ 6937	\$ 7057	\$ 7295	\$ 7536	\$ 7831	\$ 8432	\$ 9030	\$ 9630	\$ 10826
	• Non-contrast C.O.M = 10.5 yd	Contrast	FNS/FC	□□□□	□□□□	□□	□□□	□□□	255.0#	6190	6757	6903	7088	7209	7445	7687	7983	8582	9181	9781	10976
	• 1 = Back, arms, and lower front panel (Fabric Contrast 1) C.O.M. = 7.25 yd																				
	• 2 = Seat (Fabric Contrast 2) C.O.M. = 3 yd																				
LRSTA																					
	Modern, Storage Left Side	Non-contrast	FS1/LFS/NC	□□□□		□□	□□□	□□□	290.0#	\$ 6496	\$ 7090	\$ 7245	\$ 7434	\$ 7562	\$ 7811	\$ 8062	\$ 8377	\$ 9001	\$ 9630	\$ 10257	\$ 11509
	• 1 = Back, arms, and lower front panel (Fabric Contrast 1) C.O.M. = 7.5 yd	Contrast	FS1/LFS/FC	□□□□	□□□□	□□	□□□	□□□	290.0#	6647	7241	7398	7586	7710	7959	8215	8526	9149	9781	10405	11661
	• 2 = Seat (Fabric Contrast 2) C.O.M. = 3 yd																				
LRSTA																					
	Modern, Storage Right Side	Non-contrast	FS1/RFS/NC	□□□□		□□	□□□	□□□	290.0#	\$ 6496	\$ 7090	\$ 7245	\$ 7434	\$ 7562	\$ 7811	\$ 8062	\$ 8377	\$ 9001	\$ 9630	\$ 10257	\$ 11509
	• 1 = Back, arms, and lower front panel (Fabric Contrast 1) C.O.M. = 7.5 yd	Contrast	FS1/RFS/FC	□□□□	□□□□	□□	□□□	□□□	290.0#	6647	7241	7398	7586	7710	7959	8215	8526	9149	9781	10405	11661
	• 2 = Seat (Fabric Contrast 2) C.O.M. = 3 yd																				
LRSTA																					
	Modern, Storage Both Sides	Non-contrast	FSS/NC	□□□□		□□	□□□	□□□	325.0#	\$ 6532	\$ 7127	\$ 7283	\$ 7471	\$ 7595	\$ 7848	\$ 8099	\$ 8408	\$ 9037	\$ 9662	\$ 10295	\$ 11545
	• Non-contrast C.O.M = 11.25 yd	Contrast	FSS/FC	□□□□	□□□□	□□	□□□	□□□	325.0#	6686	7280	7432	7624	7748	8001	8249	8562	9189	9813	10445	11698
	• 1 = Back, arms, and lower front panel (Fabric Contrast 1) C.O.M. = 8.25 yd																				
	• 2 = Seat (Fabric Contrast 2) C.O.M. = 3 yd																				
LRSTA																					
			A	B	C	D	E	F													

HOW TO ORDER

Indicate the following information on order form:

- Quantity of each item.
- Model number, including options. See “How To Build a Model Number”.
- Any special service required.

Note:

- The ☐ indicates that a choice is required.
- The absence of the ☐ indicates that no choice is required.
- Alpha-numeric characters in place of ☐ indicate that no other alternatives are available.

HOW TO BUILD A MODEL NUMBER

- A**Select basic model.
- B**Select non-contrast or fabric contrast 1. Refer to ki.com/fabrics
- C**Select fabric contrast 2. Refer to ki.com/fabrics
- D**Select frame color. Refer to the **Product Color Options** page in this price list.
- E**Select laminate color. Refer to the **Product Color Options** page in this price list.
- F**Select edge color. Refer to the **Product Color Options** page in this price list.

INFORMATION

Moisture Barrier \$521
TB133 \$869

C.O.M. Requirements

C.O.M. yardage requirements listed above are based on plain goods 54” wide. If less than 54” wide or fabrics requiring matching (stripes, plaids, prints, large patterns), additional yardage will be needed. Consult C.O.M. matrix on the Ordering C.O.M. and C.O.L. page for additional yardage needed. For C.O.M. fabric sent to KI-High Point on multiple rolls, add an additional yard of fabric per roll to the yardage requirements.

C.O.L. Requirements

Figure 18 sq. ft. of leather (C.O.L.) for each yard shown (i.e., 4.75 x 18 = 85.5 sq. ft.).

Contrasting Upholstery

When contrasting fabric is chosen, price at highest in-grade.

Minimum Fabric/Leather Quantity

Minimum order for fabric is 1 yard. Minimum order for leather is 1 hide (approximately 50 sq. ft).

Construction

Frame constructed of kiln-dried lumber, laminated hardwood plywood, and 14-gauge steel. Tight seats and backs are wrapped with multiple densities of polyurethane foam.

California TB133 Fire Safety Code

For California Technical Bulletin 133 compliant models, a Product Modification Request is required. Contact Customer Service for details.

Powder Coat for Handle and Drawer Pull

See color addendum for standard powder coat selections. Additional KI powder coat colors are available at an \$1258 list upcharge per order.

Options

Available in leather as a Product Modification Request. Contact Customer Service for details.

SPECIAL SERVICES

Special Carton Marking

With specially marked information N/C

Shipping

Ships **assembled unless replacement parts which ship knocked down, FOB High Point, NC 27263, freight prepaid.** Freight class 125.

Specifications and prices are subject to change without prior notice.

1330 Bellevue Street
P.O. Box 8100
Green Bay, WI 54308-8100
800.424.2432
ki.com

KI and Furnishing Knowledge are registered
trademarks of Krueger International, Inc.

© 2020 Krueger International, Inc.
All Rights Reserved.
Code KI-PLW-000439/KI/PDF



Furnishing Knowledge®