

legend

seating for behavioral health



legend bh

Legend Seating for Behavioral Health provides durability, safety and an attractive aesthetic. The chair can be specified in three seat widths. Sled base and wall-saver rear leg design are standard. Legend also includes square and rectangular freestanding tables.

Features

- Limited Lifetime Warranty
- Fully-welded 14-gauge powdercoated steel frame
- All fasteners are tamper-resistant
- Steel seat pan conceals upholstery staples
- Wallsaver leg design protects walls from damage
- Nylon glides are non-removable and protect floors from damage

Options

- Custom frame and arm cap finishes
- Choice of wood, polyurethane or solid surface arm caps
- Contrasting fabrics
- Bolt-to-floor brackets
- Added weight
- CAL TB 133 Compliance
- Moisture Barrier



features



Extended handgrip design
enables easier ingress and egress



Optional polyurethane arms
available in black, grey and taupe



Wall saver rear leg design
prevents damage to walls



Clean-out space between seat and back



Fully-welded frame design eliminates fasteners that can loosen over time




Table tops feature rounded edges to reduce risk of injury


Statement of Line



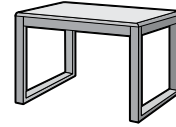
Guest Chair
(21" seat)



Guest Chair
(24" seat)

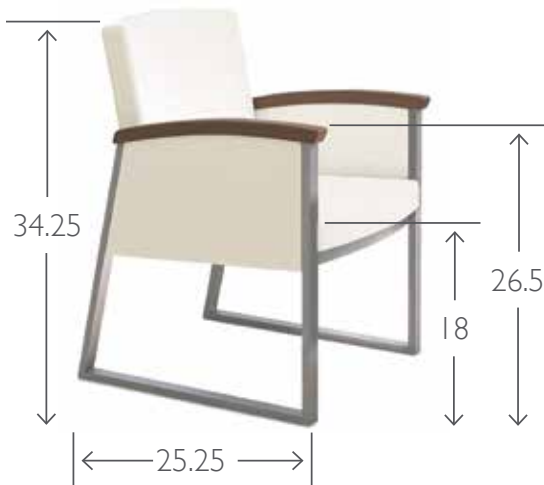


Guest Chair
(31" seat)



Square and
rectangular tables
(Several sizes available)

Dimensions:



Legend also includes an occasional table in various sizes.
18" x 18" 18" x 30" 18" x 42"

Wood/laminate finish selection (solid surface finishes also available for tabletops):



Hardrock Maple
(HM)



Candlelight
(CL)



Rustic Cherry
(RC)




Summer Flame
(SF)



Mahogany
(MA)




Cherry Blossom
(CB)



Chocolate
(CH)

Metal frame finish selection:

**Custom frame finishes available on request*



Smooth
Black




Textured
Black



Textured
Silver



Smooth
Silver



Gunmetal



Metallic
Beige

Polyurethane arm cap finishes:



Black



Grey



Taupe