

the modular and flexible

Everest



LIAT 



3A



3B



3C

More Than Just Shelving

Everest is a complete storage and display system for books, periodicals and other media, with a wide variety of visual and functional options designed to be modular and flexible. Standard material selections are oak and maple with a large availability of wood finishes.

2A 72" high shelving starter/adder/adder
2B 48" high shelving starter/adder
3A 30" high shelving starter (left) / 36" high shelving starter (right)
3B 42" high shelving starter (left) / 48" high shelving starter (right)
3C 60" high shelving starter (left) / 72" high shelving starter (right)
FINISH natural maple on maple (NMM)

Mobile Storage

Continuous tops can be used in lieu of the standard modular tops. Continuous top surface options include high-pressure laminate, veneer and marmoleum with several designer edge detail options. (See page 11.)



4A

Durable casters that attach to the base frame can be added to make any double face shelving unit (up to 48" high) mobile.

Mobile shelving units and book trucks give you the ability to have your storage where you need it, when you need it. Varying depth options are available for storing anything from books to digital media and more.



5A



5B



5C

- 4A 42" high shelving starter/adder with mobile base
- 5A display book truck
- 5B service book truck
- 5C depressible book truck
- FINISH amber cherry on maple (ACM)
- CONTINUOUS TOP laminate (canyon zephyr); designer edge "B"



Wood panel doors, as well as full frame glass doors, can be added with or without a locking mechanism to any shelving unit as a standalone unit or with a run of shelving. Display and exhibit cases compliment the furniture and provide a great way to showcase your accomplishments in a protected environment.

6A 72" high exhibit case
 6B 60" high shelving starter with panel doors
 6C 72" high shelving starter with full frame glass doors
 7A 48" high shelving starter with full frame glass doors
 7B 60" high display case
FINISH versailles anigre on maple (VAM)

Height adapter panels can be added to runs of shelving units to allow varying heights without having shelf pin holes showing where they will not be used.





Flexibility

Everest's full-frame construction allows for a quick and easy installation while providing maximum flexibility with a number of options from shelf upgrades to the addition of doors and more. The use of starter/adder units, as well as corner fillers and face fillers, give Everest the ability to fit between walls without any gaps.

Shelf upgrade options



adjustable divider



fixed divider



picture book



triangular divider




magazine




metal


Continuous top edge detail options



designer edge "A"




designer edge "B"



designer edge "C"



designer edge "E"



designer edge "I"

Continuous top edge detail option shown with amber cherry on maple (AMM) finish and matching amber cherry laminate.



design *the furniture.* innovate *the space.* engage *the users.*

liatfurniture.com

694 North Main Street • Troutman, NC 28166
TF 888 440 8205 • F 704 528 6519