

January 3, 2011

Updated May 18, 2016

800-424-2432





Contents

Refer to KI Terms & Conditions document or visit ki.com.

Ordering C.O.M., C.O.L., and C.O.V.		
	High Point	2
	Shipping Location	4
Arissa®	General information	6
	Lobby and Lounge Seating	8
Cody™	General Information	14
	Lobby and Lounge Seating	16
Hub®	General Information	20
	Typicals	24
	Lobby and Lounge Seating	28
	Tables	44
	Replacements	46
Jessa™	General Information	48
	Lobby and Lounge Seating	50
Lyra®	General Information	58
	Lounge	62
	Parlor	66
	Club	68
	Replacement Parts	70
	Tables-Laminate	72
	Tables-Veneer	76
Mesa™	General Information	80
	Lobby and Lounge Seating	82
Neena™	General Information-Benches	84
	Benches	86
Relax™	General Information	88
	Lobby and Lounge Seating	90
Sela®	General Information	94
	Lobby and Lounge Seating	96
	Tables	104
	Cube Tables	106
	Replacement Parts	108
Soltice®	General Information	110
	Lobby and Lounge Seating	112
	Replacement Parts	120
	Lobby and Lounge Seating	126
	Replacement Parts	130
Tea Cup™	General Information	132
	Lobby and Lounge Seating	134
Index		146

Ordering C.O.M., C.O.L., and C.O.V.

High Point

Customer's Own Material ■

Specifications Form

March 2015

All fabrics, including COM, COL, KOM and in grades will be applied at the factory's discretion. If a pattern or stripe is to be applied in a certain direction, the customer MUST specify this in writing on the P.O. and attach a sample of the fabric with it running in the application direction to the P.O. Specifying fabric direction may increase the amount of COM or KOM yardage required. Check with KI Customer Service to see if an increase in yardage is necessary BEFORE specifying, ordering and sending COM and COL to the factory or having KOM quoted.

ALL C.O.M AND C.O.L SHIPMENTS
MUST BE PREPAID TO: KI
217 Feld Avenue
High Point, NC 27263

COM and COL must be identified as follows:

1. Name and address
2. Your purchase order number
3. Our style number to which fabric is to be applied
4. Supplier name and fabric name, number, and color

COLLECT SHIPMENTS WILL BE REFUSED.

SHIPMENT SCHEDULE WILL BE GIVEN WHEN ALL FABRIC IS RECEIVED FOR ENTIRE ORDER

YARDAGE REQUIREMENTS LISTED IN PRICE LIST ARE BASED ON PLAIN GOODS 54" WIDE. Fabrics less than 54" wide, or those requiring matching (stripes, plaids, prints, large patterns) will require additional yardage based on the fabric used and the item ordered. FABRIC WITH NAP: IF USING MOHAIR, VELVET OR ANY FABRIC WITH A "NAP", INCREASE YARDAGE REQUIRE BY 11%. CONSULT MATRIX BELOW FOR ADDITIONAL YARDAGE NEEDED.

C.O.M. INCREASE MATRIX (The yardage matrix is also applicable to any reservations of KI Ingrade, Pallas, or KOM upholsteries).

This table is a general guide.

FABRIC WIDTH	PLAIN FABRIC	UNDER 7" REPEAT	8"-13" REPEAT	14"-21" REPEAT	22"-27" REPEAT	28"-33" REPEAT	34"-40" REPEAT	41"-48" REPEAT
54"	0	20%	25%	30%	40%	50%	60%	70%
51"-53"	15%	25%	30%	35%	45%	60%	70%	80%
48"-50"	20%	30%	35%	40%	50%	65%	75%	85%
45"-47"	30%	45%	50%	55%	60%	80%	90%	100%
36"-44"	50%	65%	70%	75%	80%	100%	110%	120%

FABRIC WITH DOUBLE REPEAT: IF USING A FABRIC WITH A DOUBLE REPEAT, PLEASE FOLLOW THIS FORMULA: TAKE THE TOTAL AMOUNT OF THE LARGER AND HALF OF THE SMALLER REPEAT; ADD TOGETHER TO FIND THE CORRECT OVERALL REPEAT. EXAMPLE: 10" VERTICAL WITH 14" HORIZONTAL WOULD BE $14 + 5 = 19$.

IF FABRIC COMES IN ON MULTIPLE ROLLS, ONE ADDITIONAL YARD PER ROLL NEEDS TO BE ADDED TO THE YARDAGE REQUIREMENT.

SPECIAL NOTE: WE CAN ASSUME NO RESPONSIBILITY FOR THE DURABILITY OR TAILORING QUALITY OF CUSTOMER FURNISHED COVERINGS (C.O.M.) OR KOM. KOM: is fabric that KI will purchase for you at jobber's price (net) plus a nominal charge for handling, shipping, and managing.





Customer's Own Material ■

Specifications Form

March 2015

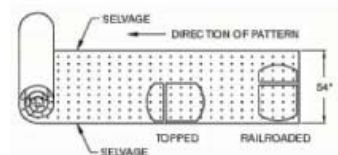
ADDITIONAL NOTES:

- Orders cannot go into production without the information listed at right.
- Attach memo sample to this approval sheet.
- If your order has been placed, list PO# _____
- The cost of the COM sample will be paid by the client.
- Even after preliminary approval, KI reserves the right to reject COM/COL if necessary when the quality is not satisfactory for the product to be upholstered. KI assumes no responsibility for its overall appearance, flammability, durability, color fastness or any other quality after upholstered on a KI product.

ALL COM MUST BE APPROVED.

Photocopy this form and submit with COM fabric for approval:

(This fabric approval is for the purpose of advising how to apply your COM fabric, verify yardage required, and suitability.)



YOUR COMPANY NAME _____

PHONE _____ FAX _____

Material Supplier _____

Material Name _____ Number _____

Material Color _____ Width _____

Vertical Repeat _____ Horizontal Repeat _____

Fiber Content _____

Direction Stripe/Pattern to be applied _____

COM TO BE USED ON THE FOLLOWING:

QTY PRODUCT NAME/NUMBER

_____	_____
_____	_____
_____	_____
_____	_____
_____	_____



Ordering C.O.M., C.O.L., and C.O.V.

Shipping Location

C.O.M. SHIPPING LOCATION

Architectural Walls

Genius Walls MN

Casegoods

Dante Benches AG
Darwin Tackboards MN
Aristotle Tackboards MN

Classroom Furniture

360° Classroom Furniture BW
Intellect Wave Chairs GB
Dorsal 1090 Chairs GB
Learn2 GB

Desking

700 Series Desking KP
Balance Overheads MN
Genesis Desking MN
True Desking KP
Universal Overheads MN
WorkZone Desking MN

Files & Storage

700 Series Pedestal Cushion GB
U-Series Pedestal Cushion GB

Fixed Seating

Concerto Auditorium Seating BW
Single Pedestal Seating GB
Jury Base Seating GB
Lancaster Auditorium Seating BW
Sequence Seating GB
University Seating GB

Panel Systems

All Terrain KP
Balance Overheads MN
System 3000 MN
Universal Overheads MN

Wireworks MN
Unite MN

Residence Hall Furniture

RoomScape Furniture MN

Screens

True/Volition KP
Genesis KP

Seating

100 Series Folding Chairs BW
300 Series Folding Chairs BW
600 Series Stools BW
700 Series Folding Chairs BW
1000 Series GB
Aerdyn Guest Seating HN
Affina Collection HN
Arisa Lounge HN
Altus Task Chairs TM
Apply Stack Chairs GB
Auditorium Folding Chairs BW
Avail Task Chairs OM
Bantam Guest Seating HN
Boss Design Chairs HN
Cinturon Lounge & Professional Seating HN
Cody Lounge Seating HN
Connection Zone Privacy Booths HN
Doni Collection GB
Dorsal Stack & Tandem Seating GB
Engage Task Chairs & Stools GB
Front Row Seats (Silk Screening) BW
GateOne Public Seating BW
Grazie Seating GB
Hub Modular Lounge Seating HN
Impress Task Chairs OM
Impress Ultra Task Chairs OM
Jessa Lounge Seating HN
Jubi Guest Chair GB

Kismet Task/Guest Chairs & Stools OM
Kurv Benches HN
LaResta Day Beds HN
Maestro Stack Chairs GB
Matrix Stack Chairs GB
Medical & Laboratory Stools OM
Mesa Lounge & Task Seating HN
MyWay Seating HN
Neena Benches HN
Opt4 GB
Perry Stack Chairs GB
Perth Multiple & Healthcare Seating HN
Perth II Healthcare Seating HN
Pilot Task Chairs OM
Piretti Stack Chairs GB
Promenade Seating System BW
Rapture Stack Chairs & Stools GB
Relax Lounge Seating HN
Rose Healthcare BW
Sela Lounge Seating HN
Sift Task Chairs TM
Silhouette Stack Chairs & Stools BW
Soltice Metal Collection HN
Soltice Multiple, Healthcare & Guest HN
Soltice II Healthcare Seating HN
Strive Multiple, Stack & Task GB
Sway BW
Tea Cup Lounge Seating HN
Torsion-on-the-Go! Nesting Chairs GB
Torsion Air Stack and Task Seating GB
Torsion Stack and Task Seating GB
Versa Stack Chairs & Stools GB

Site Furnishings

Logix BW

KI Manufacturing Sites - Customer's Own Material Shipment Manufacturing Site Addresses

AG

Contact KI at
1-800-424-2432

GB

KI Green Bay
Attn: COM Storage
1687 Westminster Drive - Gate 3
Green Bay, WI 54302

HN

KI-HN
Attn: COM Storage
217 Feld Avenue
High Point, NC 27263

KP

KI Pembroke
Attn: COM Storage
1000 Olympic Dr.
Pembroke, Ontario K8A6X7

MN

KI Manitowoc
Attn: COM Storage
1400 S. 41st St.
Manitowoc, WI 54220

BW

KI Bonduel
Attn: COM Storage
204 West South St.
Bonduel, WI 54107

KI Crossroads

Attn: Brianne Linn
280 North Road
Clinton County
Industrial Park
McElhattan, PA 17748

OM

KI-Impress
Attn: COM Storage
1110 S. Mildred Ave.
Ontario, CA 91761


TM

KI Tupelo
2112 South Green St.
Tupelo, MS 38804



Ordering C.O.M., C.O.L., and C.O.V.

Shipping Location



Arissa®

General information



General Dimensions					
Seat width	31"	31"	31"	51-1/2"	51-1/2"
Seat depth	18-3/4"	18-3/4"	18-3/4"	19-1/2"	19-1/2"
Seat height	19-1/2"	19-1/2"	19-1/2"	19-1/2"	19-1/2"
Arm width		2-1/2"	2-1/2"	2-1/2"	2-1/2"
Arm height		29-1/2"	29-1/2"	29-1/2"	29-1/2"
Overall Dimensions					
Width	36"	36"	36"	54-1/2"	54-1/2"
Depth	27-1/4"	27-1/4"	27-1/4"	27-1/4"	27-1/4"
Height	32"	32"	32"	32"	32"

UPHOLSTERY INFORMATION

C.O.M. Fabric

For C.O.M. fabric sent to KI-High Point on multiple rolls, add an additional yard of fabric per roll to the yardage requirements. Multiple rolls have shorter pieces of fabric on them and do not allow nesting and stacking of the fabric to achieve the best yeild as is done with one large roll. This results in yardage shortages and requests for additional fabric from the client, which can delay an order. For each roll that is sent, one yard needs to be added to one of the rolls, not separately.

Fabric Disclaimer

Fabric will be applied as swatched by the fabric manufacturer. Fabric that is required to be applied differently than is swatched will need a Special Cost Request written specifying the direction the fabric is to be applied. The posted standard lead time will apply to the Special Cost Request.

FINISH INFORMATION

SPECIAL FINISH MATCHES

KI can match special finish requests at an upcharge of \$72 List per item, up to 12 or a maximum charge of \$865 List per order per color. Special finish requests must be sent to your KI customer service representative.

Upon receipt from KI, the finishing department will prepare a "strike-off" which will be sent to the customer for approval.

The approval form accompanying the strike-off should be faxed to your KI customer service representative. Upon receipt of the signed approval form, KI will proceed with the order. Disapproved samples may be sent back to KI directly with an explanation of disapproval. A Special Finish Number (SFN) will be assigned to this finish sample for future reference or reorders



Round Ottoman
(A320-36R)

Oval Ottoman 24x30
(A320-24300)

Oval Ottoman 36x48
(A320-36480)

General Dimensions

Seat width

Seat depth

Seat height

Arm width

Arm height

Overall Dimensions

Width 36"

30"

48"

Depth 36"

24"

36"

Height 18-1/2"

18-1/2"

18-1/2"


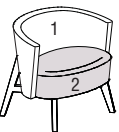

INFORMATION

Warranty

Refer to KI Terms & Conditions document or visit ki.com.

Arissa®

Lobby and Lounge Seating

				MODEL NUMBER						
MODEL	Features	COM	Basic Model	Non-Contrast or Fabric Contrast 1	Fabric Contrast 2	Wood Finish	Fire Code	Moisture Barrier		
	Armless Chair <ul style="list-style-type: none">1 = Back (Fabric Contrast 1) C.O.M. = 1.75 yd2 = Seat (Fabric Contrast 2) C.O.M. = 1.25 yd	Non-contrast 3 yd	A323A/NC	□□□□		□□□	□□□	□□□		
		Contrast	A323A/FC	□□□□	□□□□	□□□	□□□	□□□		
ARIS										
	Arm Chair <ul style="list-style-type: none">1 = Back and arms (Fabric Contrast 1) C.O.M. = 2.5 yd2 = Seat (Fabric Contrast 2) C.O.M. = 1.25 yd	Non-contrast 3.5 yd	A323/NC	□□□□		□□□	□□□	□□□		
		Contrast	A323/FC	□□□□	□□□□	□□□	□□□	□□□		
ARIS										
	Arm Chair with Caps <ul style="list-style-type: none">1 = Back and arms (Fabric Contrast 1) C.O.M. = 2.5 yd2 = Seat (Fabric Contrast 2) C.O.M. = 1.25 yd	Non-contrast 3.5 yd	A323WA/NC	□□□□		□□□	□□□	□□□		
		Contrast	A323WA/FC	□□□□	□□□□	□□□	□□□	□□□		
ARIS										
				A	B	C	D	E	F	

HOW TO ORDER

Indicate the following information on order form:

1. Quantity of each item.
2. Model number, including options. See "How To Build a Model Number".
3. Any special service required.

Note: • The □ indicates that a choice is required.

- The absence of the □ indicates that no choice is required.
- Alpha-numeric characters in place of □ indicate that no other alternatives are available.

HOW TO BUILD A MODEL NUMBER

upcharge.

- A** Select basic model.
- B** Select non-contrast or fabric contrast 1.
Refer to color addendum at ki.com or KI Fabrics & Finishes binder.
- C** Select fabric contrast 2.
Refer to color addendum at ki.com or KI Fabrics & Finishes binder.
- D** Select wood finish color.
Refer to color addendum at ki.com or KI Fabrics & Finishes binder.
- E** Select fire code.
NFR - Compliance to TB 117-2013
FR - Compliance to TB 133
 See pricing column for TB133 upcharge.
- F** Select moisture barrier.
NMB - No moisture barrier
MB - Moisture barrier
 See pricing column for moisture barrier

KENSINGTON MAPLE UPCHARGE

Kensington Maple requires extended leadtimes.

Model	
A323/NC	\$45
A323/FC	\$45
A323A/NC	\$45
A323A/FC	\$45
A323WA/NC	\$60
A323WA/FC	\$60
A333/NC	\$45
A333/FC	\$45
A333WA/NC	\$60
A333WA/FC	\$60
A320-36R	\$44
A320-24300	\$44
A320-36480	\$44



Approx. Packaged Weight	Grade C.O.M.	Grade C	Grade D	Grade E & C.O.L.	Grade F	Grade G	Grade H	Grade I	Grade J	Grade K	Grade L Leather	Grade M Leather	TB133 add to list price	Moisture Barrier add to list price
65.0#	\$ 2026	\$ 2165	\$ 2201	\$ 2242	\$ 2275	\$ 2333	\$ 2393	\$ 2466	\$ 2609	\$ 2752	\$ 2897	\$ 3203	\$ 327	\$ 248
65.0#	2085	2223	2262	2300	2333	2393	2450	2525	2668	2811	2955	3261	327	248
65.0#	\$ 2106	\$ 2262	\$ 2307	\$ 2354	\$ 2385	\$ 2458	\$ 2525	\$ 2609	\$ 2779	\$ 2949	\$ 3117	\$ 3458	\$ 345	\$ 253
65.0#	2165	2321	2367	2411	2445	2516	2582	2668	2839	3008	3179	3517	345	253
65.0#	\$ 2223	\$ 2385	\$ 2425	\$ 2478	\$ 2509	\$ 2582	\$ 2647	\$ 2734	\$ 2904	\$ 3072	\$ 3242	\$ 3582	\$ 345	\$ 253
65.0#	2282	2445	2483	2536	2569	2641	2707	2791	2961	3132	3301	3641	345	253

INFORMATION

C.O.M. Requirements

C.O.M. yardage requirements listed above are based on plain goods 54" wide. If less than 54" wide or fabrics requiring matching (stripes, plaids, prints, large patterns), additional yardage will be needed. Consult C.O.M. matrix on the Ordering C.O.M. and C.O.L. page for additional yardage needed. For C.O.M. fabric sent to KI-High Point on multiple rolls, add an additional yard of fabric per roll to the yardage requirements.

C.O.L. Requirements

Figure 18 sq. ft. of leather (C.O.L.) for each yard shown (i.e., 4.75 x 18 = 85.5 sq. ft.).

Contrasting Upholstery

When contrasting fabric is chosen, price at highest in-grade.

Minimum Fabric/Leather Quantity

Minimum order for fabric is 1 yard. Minimum order for leather is 1 hide (approx-

mately 50 sq. ft.).

California TB133 Fire Safety Code

The above seating products can be manufactured using the appropriate flame-retardant materials and fabric selections for compliance to California Technical Bulletin 133. Please contact KI customer service for fabric compliance. Not available with moisture barrier.

Construction

Frame constructed of kiln-dried lumber and laminated hardwood plywood. Exposed wood components finished with catalyzed varnish (specify finish when ordering). Tight seat and tight back constructed with stretch strap webbing stapled into position. Multiple densities of polyurethane foam covered with a layer of .75 super soft foam.

SPECIAL SERVICES

Special Carton Marking

With specially marked information N/C

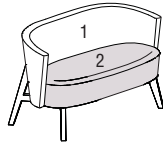
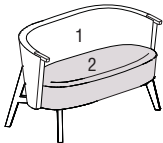
Shipping

Shipped **assembled freight prepaid f.o.b. High Point, North Carolina 27263** factory. Freight class #175.

Specifications and prices are subject to change without prior notice.

Arissa®

Lobby and Lounge Seating

				MODEL NUMBER							
				Basic Model	Non-Contrast or Fabric Contrast 1	Fabric Contrast 2	Wood Finish	Fire Code	Moisture Barrier		
MODEL				Features	COM						
	Loveseat with Arms			Non-contrast	4 yd	A333/NC	□□□□		□□□	□□□	□□□
	<ul style="list-style-type: none">1 = Back and arms (Fabric Contrast 1) C.O.M. = 3 yd2 = Seat (Fabric Contrast 2) C.O.M. = 1.5 yd			Contrast		A333/FC	□□□□	□□□□	□□□	□□□	□□□
ARIS											
	Loveseat with Wood Armcaps			Non-contrast	4 yd	A333WA/NC	□□□□		□□□	□□□	□□□
	<ul style="list-style-type: none">1 = Back and arms (Fabric Contrast 1) C.O.M. = 3 yd2 = Seat (Fabric Contrast 2) C.O.M. = 1.5 yd			Contrast		A333WA/FC	□□□□	□□□□	□□□	□□□	□□□
ARIS											

HOW TO ORDER

Indicate the following information on order form:

1. Quantity of each item.
2. Model number, including options. See "How To Build a Model Number".
3. Any special service required.

Note: • The □ indicates that a choice is required.

- The absence of the □ indicates that no choice is required.
- Alpha-numeric characters in place of □ indicate that no other alternatives are available.

HOW TO BUILD A MODEL NUMBER

upcharge.

- A** Select basic model.
- B** Select non-contrast or fabric contrast 1.
Refer to color addendum at ki.com or KI Fabrics & Finishes binder.
- C** Select fabric contrast 2.
Refer to color addendum at ki.com or KI Fabrics & Finishes binder.
- D** Select wood finish color.
Refer to color addendum at ki.com or KI Fabrics & Finishes binder.
- E** Select fire code.
FR - Compliance to TB 133
NFR - Compliance to TB 117-2013
 See pricing column for TB133 upcharge.
- F** Select moisture barrier.
NMB - No moisture barrier
MB - Moisture barrier
 See pricing column for moisture barrier

KENSINGTON MAPLE UPCHARGE

Kensington Maple requires extended leadtimes.

Model	
A323/NC	\$45
A323/FC	\$45
A323A/NC	\$45
A323A/FC	\$45
A323WA/NC	\$60
A323WA/FC	\$60
A333/NC	\$45
A333/FC	\$45
A333WA/NC	\$60
A333WA/FC	\$60
A320-36R	\$44
A320-24300	\$44
A320-36480	\$44



Approx. Packaged Weight	Grade C.O.M.	Grade C	Grade D	Grade E & C.O.L.	Grade F	Grade G	Grade H	Grade I	Grade J	Grade K	Grade L Leather	Grade M Leather	TB133 add to list price	Moisture Barrier add to list price
85.0#	\$ 2881	\$ 3157	\$ 3230	\$ 3316	\$ 3373	\$ 3491	\$ 3608	\$ 3753	\$ 4041	\$ 4334	\$ 4621	\$ 5205	\$ 435	\$ 286
85.0#	2972	3246	3319	3404	3461	3580	3697	3842	4128	4423	4710	5291	435	286

85.0#	\$ 2999	\$ 3275	\$ 3346	\$ 3439	\$ 3498	\$ 3608	\$ 3727	\$ 3870	\$ 4164	\$ 4453	\$ 4747	\$ 5329	\$ 435	\$ 286
85.0#	3090	3365	3435	3529	3587	3697	3815	3958	4253	4541	4835	5416	435	286

INFORMATION

C.O.M. Requirements

C.O.M. yardage requirements listed above are based on plain goods 54" wide. If less than 54" wide or fabrics requiring matching (stripes, plaids, prints, large patterns), additional yardage will be needed. Consult C.O.M. matrix on the Ordering C.O.M. and C.O.L. page for additional yardage needed. For C.O.M. fabric sent to KI-High Point on multiple rolls, add an additional yard of fabric per roll to the yardage requirements.

C.O.L. Requirements

Figure 18 sq. ft. of leather (C.O.L.) for each yard shown (i.e., 4.75 x 18 = 85.5 sq. ft.).

Contrasting Upholstery

When contrasting fabric is chosen, price at highest in-grade.

Minimum Fabric/Leather Quantity

Minimum order for fabric is 1 yard. Minimum order for leather is 1 hide (approx-

mately 50 sq. ft.).

California TB133 Fire Safety Code

The above seating products can be manufactured using the appropriate flame-retardant materials and fabric selections for compliance to California Technical Bulletin 133. Please contact KI customer service for fabric compliance. Not available with moisture barrier.

Construction

Frame constructed of kiln-dried lumber and laminated hardwood plywood. Exposed wood components finished with catalyzed varnish (specify finish when ordering). Tight seat and tight back constructed with stretch strap webbing stapled into position. Multiple densities of polyurethane foam covered with a layer of .75 super soft foam.

SPECIAL SERVICES

Special Carton Marking

With specially marked information N/C




Shipping

Shipped **assembled freight prepaid f.o.b. High Point, North Carolina 27263** factory. Freight class #175.

Specifications and prices are subject to change without prior notice.

Arissa®

Lobby and Lounge Seating

				MODEL NUMBER					
				Basic Model	Non-Contrast or Fabric Contrast 1	Wood Finish	Fire Code	Moisture Barrier	
MODEL	Features	COM							Approx. Packaged Weight
	Round Ottoman	36D"	2 yd	A320-36R	<input type="checkbox"/> <input type="checkbox"/> <input type="checkbox"/> <input type="checkbox"/>	<input type="checkbox"/> <input type="checkbox"/> <input type="checkbox"/>	<input type="checkbox"/> <input type="checkbox"/> <input type="checkbox"/>	<input type="checkbox"/> <input type="checkbox"/> <input type="checkbox"/>	65.0#
ARIS									
	Oval Ottoman	24D x 30W"	1.5 yd	A320-24300	<input type="checkbox"/> <input type="checkbox"/> <input type="checkbox"/> <input type="checkbox"/>	<input type="checkbox"/> <input type="checkbox"/> <input type="checkbox"/>	<input type="checkbox"/> <input type="checkbox"/> <input type="checkbox"/>	<input type="checkbox"/> <input type="checkbox"/> <input type="checkbox"/>	50.0#
ARIS									
	Oval Ottoman	36D x 48W"	2.5 yd	A320-36480	<input type="checkbox"/> <input type="checkbox"/> <input type="checkbox"/> <input type="checkbox"/>	<input type="checkbox"/> <input type="checkbox"/> <input type="checkbox"/>	<input type="checkbox"/> <input type="checkbox"/> <input type="checkbox"/>	<input type="checkbox"/> <input type="checkbox"/> <input type="checkbox"/>	65.0#
ARIS									
				A	B	C	D	E	

HOW TO ORDER

Indicate the following information on order form:

1. Quantity of each item.
2. Model number, including options. See "How To Build a Model Number".
3. Any special service required.

Note:

- The ☐ indicates that a choice is required.
- The absence of the ☐ indicates that no choice is required.
- Alpha-numeric characters in place of ☐ indicate that no other alternatives are available.

HOW TO BUILD A MODEL NUMBER

- A** Select basic model.
- B** Select non-contrast or fabric contrast 1.
Refer to color addendum at ki.com or KI Fabrics & Finishes binder.
- C** Select wood finish color.
Refer to color addendum at ki.com or KI Fabrics & Finishes binder.
- D** Select fire code.
- | | |
|------------|-----------------------------|
| NFR | - Compliance to TB 117-2013 |
| FR | - Compliance to TB 133 |
- See pricing column for TB133 upcharge.
- E** Select moisture barrier.
- | | |
|------------|-----------------------|
| NMB | - No moisture barrier |
| MB | - Moisture barrier |
- See pricing column for moisture barrier upcharge.

KENSINGTON MAPLE UPCHARGE

Kensington Maple requires extended leadtimes.

Model	
A323/NC	\$45
A323/FC	\$45
A323A/NC	\$45
A323A/FC	\$45
A323WA/NC	\$60
A323WA/FC	\$60
A333/NC	\$45
A333/FC	\$45
A333WA/NC	\$60
A333WA/FC	\$60
A320-36R	\$44
A320-24300	\$44
A320-36480	\$44



Grade C.O.M.	Grade C	Grade D	Grade E & C.O.L.	Grade F	Grade G	Grade H	Grade I	Grade J	Grade K	Grade L Leather	Grade M Leather	TB133 add to list price	Moisture Barrier add to list price
\$ 1647	\$ 1739	\$ 1758	\$ 1792	\$ 1811	\$ 1850	\$ 1888	\$ 1934	\$ 2034	\$ 2131	\$ 2229	\$ 2419	\$ 290	\$ 248
\$ 1522	\$ 1595	\$ 1614	\$ 1636	\$ 1647	\$ 1680	\$ 1706	\$ 1745	\$ 1819	\$ 1888	\$ 1961	\$ 2106	\$ 273	\$ 192
\$ 1857	\$ 1967	\$ 2001	\$ 2034	\$ 2059	\$ 2106	\$ 2159	\$ 2218	\$ 2342	\$ 2458	\$ 2582	\$ 2823	\$ 309	\$ 248

INFORMATION

C.O.M. Requirements

C.O.M. yardage requirements listed above are based on plain goods 54" wide. If less than 54" wide or fabrics requiring matching (stripes, plaids, prints, large patterns), additional yardage will be needed. Consult C.O.M. matrix on the Ordering C.O.M. and C.O.L. page for additional yardage needed. For C.O.M. fabric sent to KI-High Point on multiple rolls, add an additional yard of fabric per roll to the yardage requirements.

C.O.L. Requirements

Figure 18 sq. ft. of leather (C.O.L.) for each yard shown (i.e., 4.75 x 18 = 85.5 sq. ft.).

Contrasting Upholstery

When contrasting fabric is chosen, price at highest in-grade.

Minimum Fabric/Leather Quantity

Minimum order for fabric is 1 yard. Minimum order for leather is 1 hide (approx-

mately 50 sq. ft.).

California TB133 Fire Safety Code

The above seating products can be manufactured using the appropriate flame-retardant materials and fabric selections for compliance to California Technical Bulletin 133. Please contact KI customer service for fabric compliance. Not available with moisture barrier.

Construction

Frame constructed of kiln-dried lumber and laminated hardwood plywood. Exposed wood components finished with catalyzed varnish (specify finish when ordering). Tight seat and tight back constructed with stretch strap webbing stapled into position. Multiple densities of polyurethane foam covered with a layer of .75 super soft foam.

SPECIAL SERVICES

Special Carton Marking

With specially marked information N/C

Shipping

Shipped **assembled freight prepaid f.o.b. High Point, North Carolina 27263** factory. Freight class #175.

Specifications and prices are subject to change without prior notice.

Cody™
General Information



Lounge Chair



Loveseat

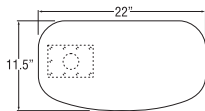


Sofa

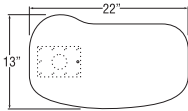


Lounge Chair w/Tablet Arm

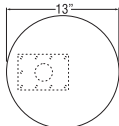
General Dimensions			
Seat width	22"	44"	66"
Seat depth	21-1/2"	21-1/2"	21-1/2"
Seat height	18"	18"	18"
Arm width	5-1/2"	5-1/2"	5-1/2"
Arm height	25"	25"	25"
Overall Dimensions			
Width	33"	55"	77"
Depth	31-1/2"	31-1/2"	31-1/2"
Height	30"	30"	30"
Tablet width			22"
Tablet depth			11-1/2"



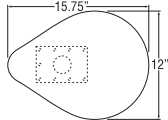
Standard Cody™ Tablet
(Bowfront Tablet)



Standard Jessa™ Tablet



Standard Teacup Tablet



Teardrop Tablet

UPHOLSTERY INFORMATION

C.O.M. Fabric

For C.O.M. fabric sent to KI-High Point on multiple rolls, add an additional yard of fabric per roll to the yardage requirements. Multiple rolls have shorter pieces of fabric on them and do not allow nesting and stacking of the fabric to achieve the best yield as is done with one large roll. This results in yardage shortages and requests for additional fabric from the client, which can hold up the order. For each roll that is sent, one yard needs to be added and needs to be added to one of the rolls, not separately.

Fabric Disclaimer

Fabric will be applied as swatched by the fabric manufacturer. Fabric that is required to be applied differently than is swatched will need a Special Cost Request written specifying the direction the fabric is to be applied. The posted standard lead time will apply to the Special Cost Request.

Tablet Arm

Tablet is left facing (right-handed) - standard. Tablet is figured laminated wood veneer bowfront - standard. Available in all standard KI wood finishes - specify. For tablet options/specifications, refer to table specifications. Tablet is removable - standard. Chair will be produced with left-facing/right-handed tablet unless reverse is specified.

TABLET ARM OPTIONS

All tablets can be done on any tablet chair except RELAX.

FINISH INFORMATION

SPECIAL FINISH MATCHES

KI can match special finish requests at an upcharge of \$72 List per item, up to 12 or a maximum charge of \$865 List per order per color. Special finish requests must be sent to your KI customer service representative.

Upon receipt from KI, the finishing department will prepare a "strike-off" which will be sent to the customer for approval.

The approval form accompanying the strike-off should be faxed to your KI customer service representative. Upon receipt of the signed approval form, KI will proceed with the order. Disapproved samples may be sent back to KI directly with an explanation of disapproval. A Special Finish Number (SFN) will be assigned to this finish sample for future reference or reorders



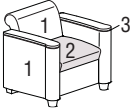


INFORMATION

Warranty

Refer to KI Terms & Conditions document
or visit ki.com

Cody™

Lobby and Lounge Seating

	Features	COM	MODEL NUMBER									
			Basic Model	Non-Contrast or Fabric Contrast 1	Fabric Contrast 2	Contrast Welt	Contrast Welt Fabric	Reversible Cushion	Wood Finish	Fire Code	Moisture Barrier	
	Non-contrast	4.5 yd	6723/NC	□□□□		□□□	□□□	□□□	□□□	□□□	□□□	
	Contrast		6723/FC	□□□□	□□□□	□□□	□□□	□□□	□□□	□□□	□□□	
CODY Lounge Chair												
<ul style="list-style-type: none"> 1 = Back and arms (Fabric Contrast 1) C.O.M. = 3.75 yd 2 = Seat (Fabric Contrast 2) C.O.M. = 1.75 yd 3 = Welt (Contrast Welt Fabric) C.O.M. = .5 yd (welt is only around armcaps) 												
	Non-contrast	6.75 yd	6733/NC	□□□□		□□□	□□□	□□□	□□□	□□□	□□□	
	Contrast		6733/FC	□□□□	□□□□	□□□	□□□	□□□	□□□	□□□	□□□	
CODY Loveseat												
<ul style="list-style-type: none"> 1 = Back and arms (Fabric Contrast 1) C.O.M. = 5.25 yd 2 = Seat (Fabric Contrast 2) C.O.M. = 2.25 yd 3 = Welt (Contrast Welt Fabric) C.O.M. = .5 yd (welt is only around armcaps) 												
	Non-contrast	8.25 yd	6743/NC	□□□□		□□□	□□□	□□□	□□□	□□□	□□□	
	Contrast		6743/FC	□□□□	□□□□	□□□	□□□	□□□	□□□	□□□	□□□	
CODY Sofa												
<ul style="list-style-type: none"> 1 = Back and arms (Fabric Contrast 1) C.O.M. = 6 yd 2 = Seat (Fabric Contrast 2) C.O.M. = 3.5 yd 3 = Welt (Contrast Welt Fabric) C.O.M. = .5 yd (welt is only around armcaps) 												
			A	B	C	D	E	F	G	H	I	

HOW TO ORDER

Indicate the following information on order form:

1. Quantity of each item.
2. Model number, including options. See "How To Build a Model Number".
3. Any special service required.

Note: • The □ indicates that a choice is required.

- The absence of the □ indicates that no choice is required.
- Alpha-numeric characters in place of □ indicate that no other alternatives are available.

HOW TO BUILD A MODEL NUMBER

A Select basic model.

B Select non-contrast or fabric contrast 1.
Refer to color addendum at ki.com or KI Fabrics & Finishes binder.

C Select fabric contrast 2.
Refer to color addendum at ki.com or KI Fabrics & Finishes binder.

D Select contrast welt.
Welt is only around armcaps.
NCW - No contrast welt (standard)
CW - Contrast welt; add \$108
See 'Information' note for additional yardage.

E Select contrast welt fabric.
Refer to color addendum at ki.com or KI Fabrics & Finishes binder.

F Select reversible cushion.
NRC - No reversable cushion (stan-

dard)

RC - Reversible cushion (per cushion); add \$29
Reversible cushion has rounded front edge and cushion comes semi-attached with hooks and d-rings.

G Select wood finish color.
Refer to color addendum at ki.com or KI Fabrics & Finishes binder.
Wood armcaps are standard. For Kensington Maple add upcharge.

H Select fire code.
NFR - Compliance to TB 117-2013
FR - Compliance to TB 133
See pricing column for TB133 upcharge.

I Select moisture barrier.
NMB - No moisture barrier
MB - Moisture barrier
See pricing column for moisture barrier upcharge.



	Approx. Packaged Weight	Grade C.O.M.	Grade C	Grade D	Grade E & C.O.L.	Grade F	Grade G	Grade H	Grade I	Grade J	Grade K	Grade L Leather	Grade M Leather	TB133 add to list price	Moisture Barrier add to list price
	75.0#	\$ 1805	\$ 1838	\$ 1898	\$ 1970	\$ 2023	\$ 2124	\$ 2221	\$ 2416	\$ 2665	\$ 2910	\$ 3159	\$ 3653	\$ 273	\$ 145
	75.0#	1864	1898	1958	2033	2085	2186	2281	2478	2724	2971	3219	3713	273	145

A B C D E F G H I J K L

L Select wood finish color.
Refer to color addendum at ki.com or
KI Fabrics & Finishes binder.
Wood armcaps are standard.
For Kensington Maple add upcharge.



Approx. Packaged Weight	Grade C.O.M.	Grade C	Grade D	Grade E & C.O.L.	Grade F	Grade G	Grade H	Grade I	Grade J	Grade K	Grade L Leather	Grade M Leather
75.0#	\$ 2179	\$ 2216	\$ 2274	\$ 2346	\$ 2400	\$ 2499	\$ 2594	\$ 2794	\$ 3040	\$ 3285	\$ 3534	\$ 4027

75.0#	\$ 2240	\$ 2274	\$ 2332	\$ 2406	\$ 2460	\$ 2560	\$ 2655	\$ 2853	\$ 3099	\$ 3344	\$ 3595	\$ 4087
-------	---------	---------	---------	---------	---------	---------	---------	---------	---------	---------	---------	---------

KENSINGTON MAPLE UPCHARGE

Kensington Maple requires extended leadtimes.

Model

6723/NC	\$34
6733/NC	\$34
6743/NC	\$34
6713T/NC	\$34
6723/FC	\$34
6733/FC	\$34
6743/FC	\$34
6713T/FC	\$34

INFORMATION

Moisture Barrier	\$145
TB133	\$273

C.O.M. Requirements

C.O.M. yardage requirements listed above are based on plain goods 54" wide. If less than 54" wide or fabrics requiring matching (stripes, plaids, prints, large patterns), additional yardage will be needed. Consult C.O.M. matrix on the Ordering C.O.M. and

C.O.L. page for additional yardage needed. For C.O.M. fabric sent to KI-High Point on multiple rolls, add an additional yard of fabric per roll to the yardage requirements.

C.O.L. Requirements

Figure 18 sq. ft. of leather (C.O.L.) for each yard shown (i.e., 4.75 x 18 = 85.5 sq. ft.).

Contrasting Upholstery

When contrasting fabric is chosen, price at highest in-grade.

Minimum Fabric/Leather Quantity

Minimum order for fabric is 1 yard. Minimum order for leather is 1 hide (approximately 50 sq. ft.).

California TB133 Fire Safety Code

The above seating products can be manufactured using the appropriate flame-retardant materials and fabric selections for compliance to California Technical Bulletin 133. Add "FR" to end of model number and add upcharge. Please contact KI customer

service for fabric compliance. Not available with moisture barrier. Nano-Tex treatments can be used when TB133 is required.

Tablet Arm

Tablet is left facing (right-handed) - standard. Tablet is figured laminated wood veneer bowfront - standard. Available in all standard KI wood finishes - specify. For tablet options/specifications, refer to table specifications. Tablet is removable - standard. Chair will be produced with left-facing/right-handed tablet unless reverse is specified.

Construction

Frame constructed of kiln-dried hardwood. Cushioning of multiple densities of polyurethane foam and Dacron fiber. Attached backs, semi-attached seat - not removable.

Welt Option Note

For contrasting welt, an additional .5 yds of fabric or 9 sq ft of leather is required.


SPECIAL SERVICES
Special Carton Marking

With specially marked information N/C

Shipping

Shipped **assembled freight prepaid f.o.b. High Point, North Carolina 27263** factory. Freight class #175.

Specifications and prices are subject to change without prior notice.



General Dimensions						
Seat width	26"	39"	78"	26"	26"	39"
Seat depth	21"	21"	21"	21"	21"	21"
Seat height	17"	17"	17"	17"	17"	17"
Arm width						
Arm height						
Overall Dimensions						
Width	26"	39"	78"	26"	26"	39"
Depth	26"	26"	26"	26"	26"	26"
Height	30-1/4"	30-1/4"	30-1/4"	30-1/4"	30-1/4"	30-1/4"



Black Power Module



Silver Power Module



White Power Module

UPHOLSTERY INFORMATION

C.O.M. Fabric

For C.O.M. fabric sent to KI-High Point on multiple rolls, add an additional yard of fabric per roll to the yardage requirements. Multiple rolls have shorter pieces of fabric on them and do not allow nesting and stacking of the fabric to achieve the best yield as is done with one large roll. This results in yardage shortages and requests for additional fabric from the client, which can delay an order. For each roll that is sent, one yard needs to be added to one of the rolls, not separately.

Fabric Disclaimer

Fabric will be applied as swatched by the fabric manufacturer. Fabric that is required to be applied differently than is swatched will need a Special Cost Request written specifying the direction the fabric is to be applied. The posted standard lead time will apply to the Special Cost Request.

FINISH INFORMATION

SPECIAL FINISH MATCHES

KI can match special finish requests at an upcharge of \$72 List per item, up to 12 or a maximum charge of \$865 List per order per color. Special finish requests must be sent to your KI customer service representative.

Upon receipt from KI, the finishing department will prepare a "strike-off" which will be sent to the customer for approval.

The approval form accompanying the strike-off should be faxed to your KI customer service representative. Upon receipt of the signed approval form, KI will proceed with the order. Disapproved samples may be sent back to KI directly with an explanation of disapproval. A Special Finish Number (SFN) will be assigned to this finish sample for future reference or reorders

Wood Frame

Seat frames are constructed of 3/4" laminated hardwood plywood that is CNC cut with 5/4 maple cross rails. Ottomans are constructed of 3/4" laminated hardwood plywood. All mainframe joints are nailed and glued. Stress points are further reinforced with the use of glue blocks that are stapled or screwed in place. Plywood is assembled with notch and pocket type connections.

Sled Base

All legs are constructed of 1" O.D. x 16-gauge round steel tubing welded to 14-gauge steel mounting plate and secured to the frame with 16 #10 x 1.5" steel pan head wood screws. Optional glides are a nylon press-fit to the underside of the metal tubing.

Wood Armcaps

Wood armcaps are laminated birch veneer plywood, glued and pressure-set to shape and 1/2" total thickness.

Plastic Armcaps

Armcap tops and bottoms are 1/8" thick UL-HB rated ABS plastic. Tops are fastened to the bottom halves with screws and anchored to steel arm tubes.

Steel Armcap Support

Supporting either wood or plastic armcaps is 11-gauge steel tubing, 1-1/8" O.D., inserted over 7/8" O.D. 12-gauge steel tubing. The tubing is fastened to the lounge frame using steel 1/4-20 bolts into steel inserts. The arm tube is also supported with the backrest tubes by a steel 12-gauge plate with welded support tubes of 1" O.D. 18-gauge steel.

Backrest Supports

Backrest supports are 1-1/8" O.D. 16-gauge for lounges with laminated transom or 12-gauge steel tubing inserted over 7/8" O.D. 16-gauge steel tubing for all fully upholstered models. Backrest supports are fastened to the wooden lounge frames using 1/4-20 steel bolts into steel threaded inserts.



**Armed Lounge
(H23A)**



**Armed Lounge
(H33A)**



**Armed Lounge
(H43A)**



**Armed Lounge with
Tablet (H23RT)**

**Armed Lounge with
Tablet (H33RT/LT)**

**Armed Lounge with
Tablet (H43RT)**

General Dimensions						
Seat width	20-1/2"	33-1/2"	72-1/2"	20-1/2"	33-1/2"	72-1/2"
Seat depth	21"	21"	21"	21"	21"	21"
Seat height	17"	17"	17"	17"	17"	17"
Arm width	2-3/8"	2-3/8"	2-3/8"	2-3/8"	2-3/8"	2-3/8"
Arm height	25-1/2"	25-1/2"	25-1/2"	25-1/2"	25-1/2"	25-1/2"
Overall Dimensions						
Width	26"	39"	78"	26"	39"	78"
Depth	26"	26"	26"	26"	26"	26"
Height	30-1/4"	30-1/4"	30-1/4"	30-1/4"	30-1/4"	30-1/4"
Tablet width				21-1/2"	21-1/2"	21-1/2"
Tablet depth				13"	13"	13"

Seat and Back



The seat is constructed with stretch strap webbing, inner woven and stapled into position. Both seats and backs are covered with a layer of reinforced non-woven fiber (FLW) on top.

The back foam has a density of 1.5 and compression of 26 lb. foam that is 3" thick and contour cut for consistency. The seat foam is 6" thick with a density of 2.5 and compression of 45 lb. A .5" super soft wrap covers the front and top of the seat.

INFORMATION

Warranty

Refer to KI Terms & Conditions document or visit ki.com.



	Ottoman (H20)	Wedge (H60W)	Wedge (H45W)
General Dimensions			
Seat width	26"	34"	27-1/2"
Seat depth	26"	23"	24"
Seat height	17"	17"	17"
Overall Dimensions			
Width	26"	34"	27-1/2"
Depth	26"	23"	24"
Height	17"	17"	17"

Docking Table (H25DT)

The docking tablet top is .035 thick high-pressure laminate over 1-1/8" thick particle board and 10mm x 20" O.D. phenolic paper tube with .04 thick phenolic backer underside. Steel base is 20" O.D. formed "disk" 1/16" thick with 1/4" thick steel plate counter weight. Table column is 6" O.D. 14-gauge steel welded to 12-gauge spider plate for mounting.

Cloud (H20LT)

The spoke sail frame is 1-1/4" O.D., 1/32" thick wall, formed aluminum tubing. The extension center pole is 2" O.D. and 1-13/16" O.D., 1/16" thick wall aluminum tube. The Cloud sail is poly Spandex white color. Lighting fixtures are 120 volts, rated for 150 watt bulb maximum. The fixtures accept PAR-38 halogen spotlight bulbs. Electrical cord is 18 AWG, 6 ft. long with an SPT-2, two prong plug. The mounting base for the Cloud frame center pole is 1-3/4" O.D. 14-gauge steel welded to an 11-gauge steel base plate.

Gangers

UL HB rated nylon hooks and glass filled nylon pegs are mounted to 14-gauge steel plates with thread locking screws and steel inserts. The ganging plate assemblies are mounted to the wood frame using 1-1/2" #10 wood screws.

Electrical Wire Routing Conduit

Polypropylene extrusion 1-5/8" x 1" cut to length is fastened to the underside of any lounge product with wood screws.

Tablet Support

The worksurface is supported from the chair frame by formed, welded 1-1/8" O.D. 12-gauge steel tubing with a die cast aluminum gusset, black powder-coat paint finish applied. A drilled and tapped 1/2" thick steel plug is welded into the pivot end of the 1.125" dia. support tubing. The die cast gusset is fastened to the tube plug with a Grade 5, 3/8-16 steel bolt with epoxy patch. The die cast gusset and pivot joint provides 154° of free rotation for the tablet.

Tablet Surface Mechanism

The gusset die casting rotates about the steel support tube by means of plastic bushing connection. The worksurface slides back and forth a total of 6" of straight motion. The sliding motion is accomplished with an aluminum extruded rail and plastic bushing mechanism.

Laminate - Tablet

The laminate worksurface is 18mm thick Baltic birch plywood core with .040" laminate face and .020 phenolic paper backing sheet. The edge of the worksurface is sealed with a clear coat lacquer finish.

Laminate - Table

Table panels and top are 15mm thick laminated plywood, .035 thick high-pressure laminate on all sides and top. Panels are secured together using glued joints, staples and wood screws.

Laminate - Lounge Transom

.035 thick high-pressure laminate over

15mm thick plywood. All joints are glued and stapled or nailed for strength.



Table
(H13T)



Table
(H24T)



Table
(H25DT)

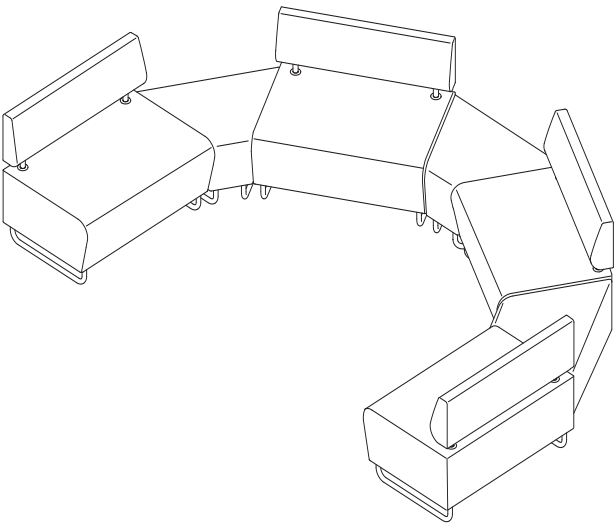
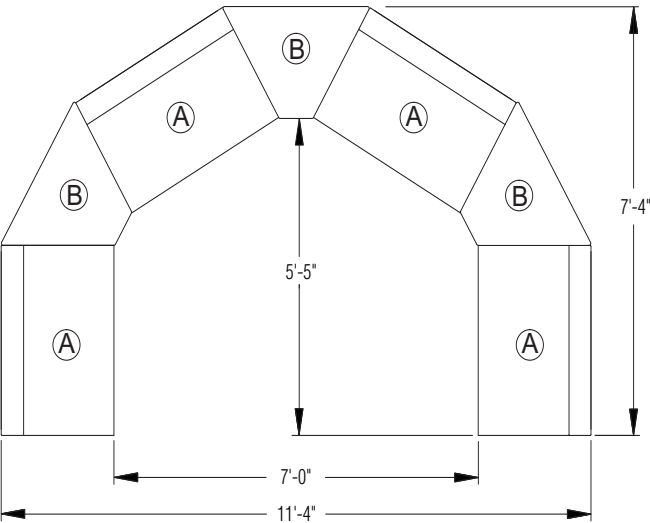


Cloud Light and Table
(H20TL)

General Dimensions				
Table width				26"
Table depth				26"
Table height				17"
Overall Dimensions				
Width	13"	26"	20" dia.	108"
Depth	26"	26"		
Height	17"	17"	25-1/2"	135"

INFORMATION

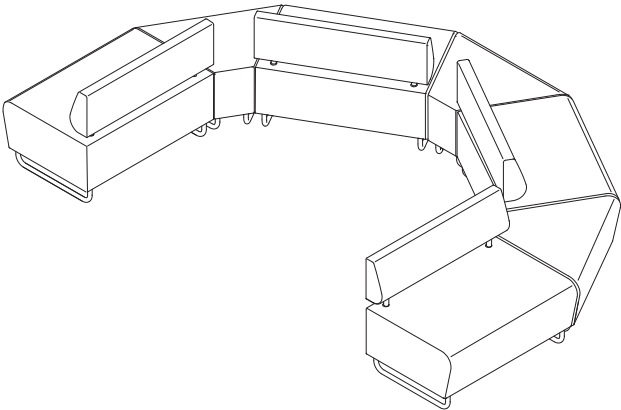
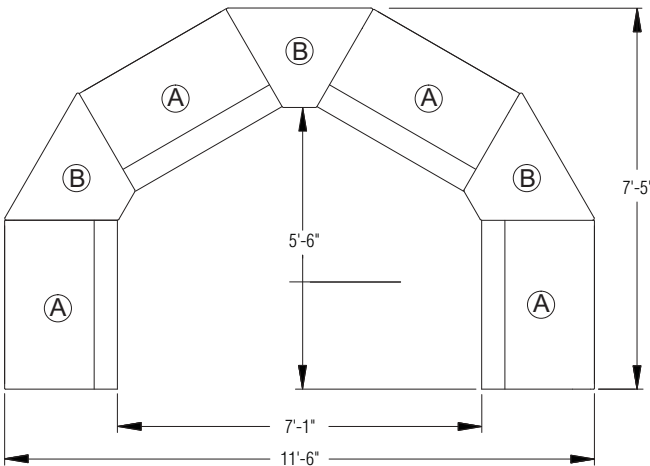
Warranty
Refer to KI Terms & Conditions document or visit ki.com.



QTY	MODEL	ITEM
4	H33	A
3	H60WI	B

Inside Half Circle Configuration

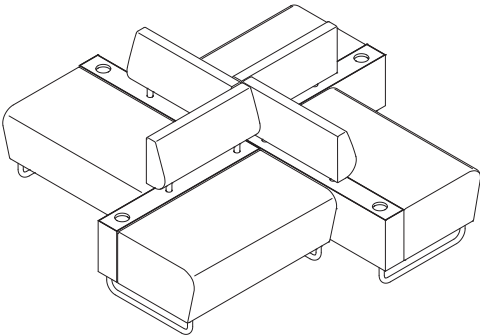
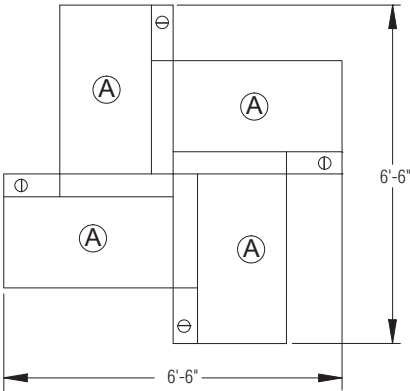
* All configurations consist of multiple individual units.
Gangers must be specified on each individual unit in order to connect units.



QTY	MODEL	ITEM
4	H33	A
3	H60W	B

Outside Half Circle Configuration

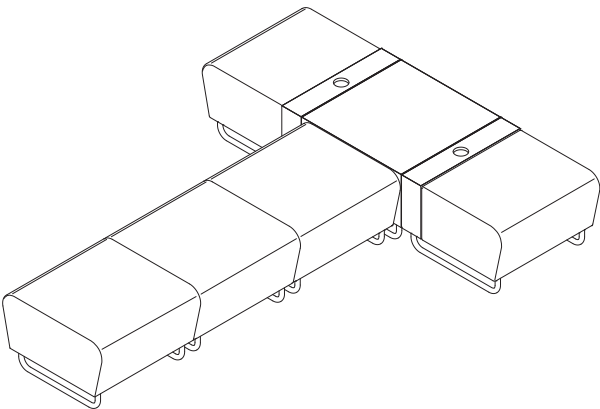
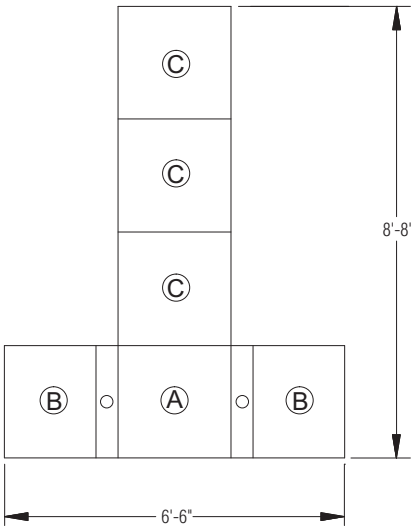
* All configurations consist of multiple individual units.
Gangers must be specified on each individual unit in order to connect units.



QTY	MODEL	ITEM
4	H33RB	A

Wheel Configuration

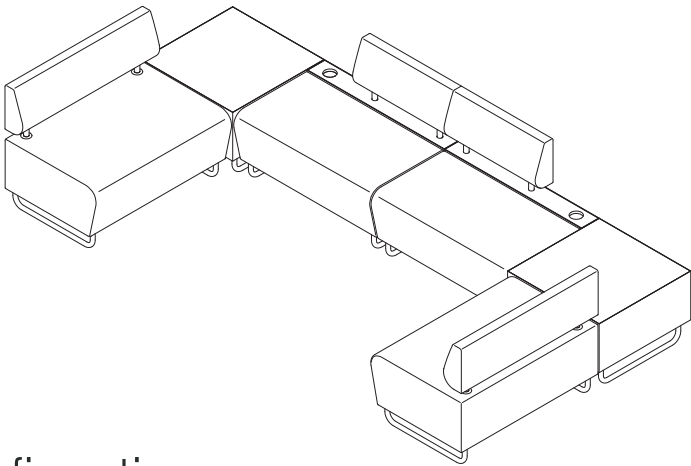
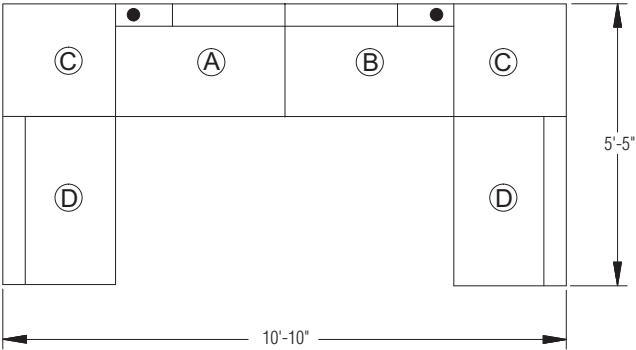
* All configurations consist of multiple individual units.
Gangers must be specified on each individual unit in order to connect units.



QTY	MODEL	ITEM
1	H24T	A
2	H20B	B
3	H20S	C

T-Shape Configuration

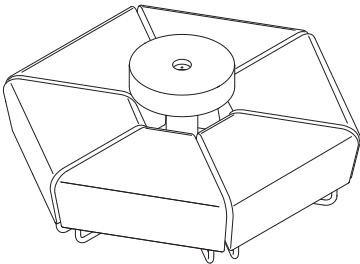
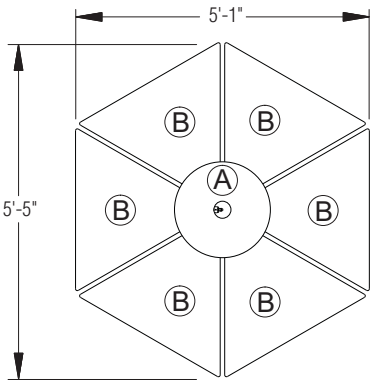
* All configurations consist of multiple individual units.
Gangers must be specified on each individual unit in order to connect units.



QTY	MODEL	ITEM
1	H33RB	A
1	H33LB	B
2	H24T	C
2	H33	D

U-Shape Configuration

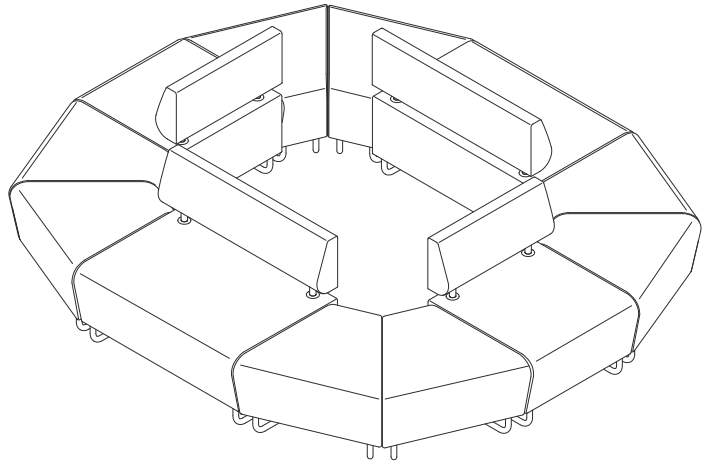
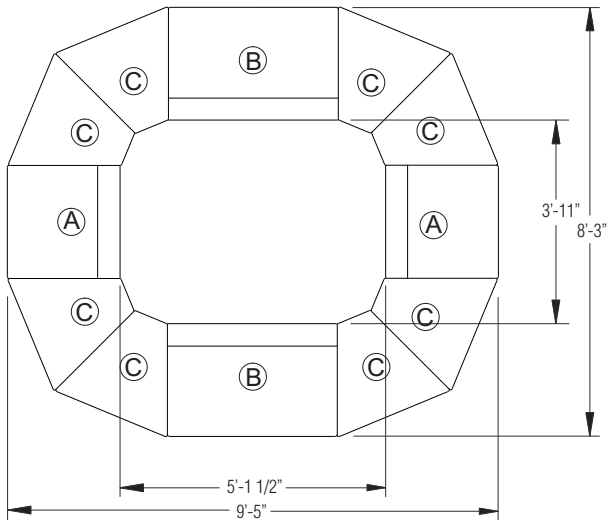
* All configurations consist of multiple individual units.
Gangers must be specified on each individual unit in order to connect units.



QTY	MODEL	ITEM
1	H25DT	A
6	H60WO	B

Outside Docking Configuration

* All configurations consist of multiple individual units.
Gangers must be specified on each individual unit in order to connect units.



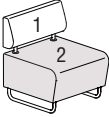
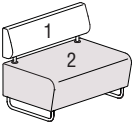
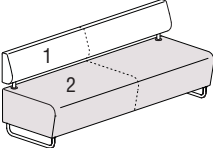
QTY	MODEL	ITEM
2	H23	A
2	H33	B
8	H45W0	C

Column Configuration

* All configurations consist of multiple individual units.
Gangers must be specified on each individual unit in order to connect units.

Hub®

Lobby and Lounge Seating

			MODEL NUMBER									
Features		COM	Basic Model	Non-Contrast or Fabric Contrast 1	Fabric Contrast 2	Base Finish	Ganging Option	Privacy Screen	Privacy Screen Cover	Glide Option	Moisture Barrier	
	Non-contrast	2 yd	H23/NC	□□□□		□□	□□□	□□□	□□□	□□	□□□	
	Contrast		H23/FC	□□□□	□□□□	□□	□□□	□□□	□□□	□□	□□□	
HUB 26 x 26 Armless Lounge • 1 = Back (Fabric Contrast 1) C.O.M. = 1 yd • 2 = Seat, sides (Fabric Contrast 2) C.O.M. = 1.75 yd												
	Non-contrast	3 yd	H33/NC	□□□□		□□	□□□	□□□	□□□	□□	□□□	
	Contrast		H33/FC	□□□□	□□□□	□□	□□□	□□□	□□□	□□	□□□	
HUB 26 x 39 Armless Lounge • 1 = Back (Fabric Contrast 1) C.O.M. = 1 yd • 2 = Seat, sides (Fabric Contrast 2) C.O.M. = 2 yd												
	Non-contrast	5.25 yd	H43/NC	□□□□		□□	□□□	□□□	□□□	□□	□□□	
	Contrast		H43/FC	□□□□	□□□□	□□	□□□	□□□	□□□	□□	□□□	
HUB 26 x 78 Armless Lounge • 1 = Back (Fabric Contrast 1) C.O.M. = 2 yd • 2 = Seat, sides (Fabric Contrast 2) C.O.M. = 3.5 yd												
			A	B	C	D	E	F	G	H	I	

HOW TO ORDER

Indicate the following information on order form:

1. Quantity of each item.
2. Model number, including options. See "How To Build a Model Number".
3. Any special service required.

Note: • The □ indicates that a choice is required.

- The absence of the □ indicates that no choice is required.
- Alpha-numeric characters in place of □ indicate that no other alternatives are available.

HOW TO BUILD A MODEL NUMBER

A Select basic model.

B Select non-contrast or fabric contrast 1.
Refer to color addendum at ki.com or KI Fabrics & Finishes binder.

C Select fabric contrast 2.
Refer to color addendum at ki.com or KI Fabrics & Finishes binder.

D Select base and upright finish color.
Refer to color addendum at ki.com or KI Fabrics & Finishes binder.

E Select ganging option.
HNG - No gangers
HWG - Ganging; add \$57
 Two ganging assemblies shipped per unit.

F Select privacy screen.
NPS - No privacy screen
WPS - Privacy screen
 See pricing column for privacy screen

upcharge.

G Select privacy screen cover.
Refer to color addendum at ki.com or KI Fabrics & Finishes binder.

H Select glide option.
NGL - No glides
GNL - Nylon glides (cream color); add \$5

I Select moisture barrier.
MB - Moisture barrier
NMB - No moisture barrier
 See pricing column for moisture barrier upcharge.



	Approx. Packaged Weight	Grade C.O.M.	Grade C	Grade D	Grade E & C.O.L.	Grade F	Grade G	Grade H	Grade I	Grade J	Grade K	Grade L Leather	Grade M Leather	Privacy Screen add to list price	Moisture Barrier add to list price
	75.0#	\$ 1628	\$ 1700	\$ 1720	\$ 1742	\$ 1757	\$ 1787	\$ 1819	\$ 1856	\$ 1932	\$ 2009	\$ 2084	\$ 2236	\$ 1044	\$ 137
	75.0#	1685	1757	1776	1798	1816	1845	1876	1913	1989	2066	2142	2294	1044	137

- 1 = Back (Fabric Contrast 1) C.O.M. = 1 yd
- 2 = Seat, sides (Fabric Contrast 2) C.O.M. = 1.5 yd

1. Quantity of each item.
2. Model number, including options. See "How To Build a Model Number".
3. Any special service required.

- The absence of the ☐ indicates that no choice is required.
- Alpha-numeric characters in place of ☐ indicate that no other alternatives are available.

F Select power option.

NP	- No power
WPBL	- Black power module; add \$282
WPSL	- Silver power module; add

J Select glide option.

NGL	- No glides
GNV	- Nylon glides (cream color); add \$5

See pricing column for moisture barrier upcharge.



Approx. Packaged Weight	Grade C.O.M.	Grade C	Grade D	Grade E & C.O.L.	Grade F	Grade G	Grade H	Grade I	Grade J	Grade K	Grade L Leather	Grade M Leather	Moisture Barrier add to list price	Privacy Screen add to list price
50.0#	\$ 1868	\$ 1910	\$ 1921	\$ 1933	\$ 1942	\$ 1959	\$ 1977	\$ 1999	\$ 2044	\$ 2085	\$ 2129	\$ 2217	\$ 130	N/A
80.0#	\$ 2172	\$ 2245	\$ 2265	\$ 2288	\$ 2303	\$ 2334	\$ 2362	\$ 2402	\$ 2478	\$ 2553	\$ 2630	\$ 2782	\$ 137	\$ 1044
80.0#	2231	2303	2322	2345	2360	2391	2421	2459	2535	2611	2686	2840	137	1044

NOTE
Units with privacy screens are unable to be ganged in a back-to-back configuration.

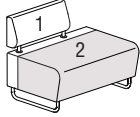
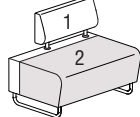
SPECIAL SERVICES
Special Carton Marking
With specially marked information N/C

Shipping
Shipped **assembled freight prepaid f.o.b. High Point, North Carolina 27263** factory. Freight class #175.

Specifications and prices are subject to change without prior notice.

Hub®

Lobby and Lounge Seating

	Features	COM	MODEL NUMBER											
			Basic Model	Non-Contrast or Fabric Contrast 1	Fabric Contrast 2	Base Finish	Lam. Color	Power Option	Gang. Option	Privacy Screen	Privacy Screen Cover	Glide Option	Moist. Barrier	
	Non-contrast	2.5 yd	H33LB/NC	□□□		□□	□□	□□□□	□□	□□	□□	□□	□□	
	Contrast		H33LB/FC	□□□	□□□	□□	□□	□□□□	□□	□□	□□	□□	□□	
HUB														
26 x 39 Laminate Back Lounge - Left Facing Back														
<ul style="list-style-type: none"> 1 = Back (Fabric Contrast 1) C.O.M. = 1 yd 2 = Seat, sides (Fabric Contrast 2) C.O.M. = 2 yd 														
	Non-contrast	2.5 yd	H33RB/NC	□□□		□□	□□	□□□□	□□	□□	□□	□□	□□	
	Contrast		H33RB/FC	□□□	□□□	□□	□□	□□□□	□□	□□	□□	□□	□□	
HUB														
26 x 39 Laminate Back Lounge - Right Facing Back														
<ul style="list-style-type: none"> 1 = Back (Fabric Contrast 1) C.O.M. = 1 yd 2 = Seat, sides (Fabric Contrast 2) C.O.M. = 2 yd 														
			A	B	C	D	E	F	G	H	I	J	K	

HOW TO ORDER

Indicate the following information on order form:

1. Quantity of each item.
2. Model number, including options. See "How To Build a Model Number".
3. Any special service required.

Note: • The □ indicates that a choice is required.

- The absence of the □ indicates that no choice is required.
- Alpha-numeric characters in place of □ indicate that no other alternatives are available.

HOW TO BUILD A MODEL NUMBER

A Select basic model.

B Select non-contrast or fabric contrast 1.
Refer to color addendum at ki.com or KI Fabrics & Finishes binder.

C Select fabric contrast 2.
Refer to color addendum at ki.com or KI Fabrics & Finishes binder.

D Select base and upright finish color.
Refer to color addendum at ki.com or KI Fabrics & Finishes binder.

E Select back laminate.
Refer to color addendum at ki.com or KI Fabrics & Finishes binder.

F Select power option.
NP - No power
WPBL - Black power module; add \$282
WPSL - Silver power module; add

\$282

WPWH - White power module; add \$282
QP - Qi wireless power (black); add \$338

G Select ganging option.
HNG - No gangers
HWG - Ganging; add \$57
 Two ganging assemblies shipped per unit.

H Select privacy screen.
NPS - No privacy screen
WPS - Privacy screen
 See pricing column for privacy screen upcharge.

I Select privacy screen cover.
 Refer to color addendum at ki.com or KI Fabrics & Finishes binder.

J Select glide option.
NGL - No glides
GNV - Nylon glides (cream color); add \$5

K Select moisture barrier.

MB - Moisture barrier

NMB - No moisture barrier

See pricing column for moisture barrier upcharge.

Approx. Packaged Weight	Grade C.O.M.	Grade C	Grade D	Grade E & C.O.L.	Grade F	Grade G	Grade H	Grade I	Grade J	Grade K	Grade L Leather	Grade M Leather	Moisture Barrier add to list price	Privacy Screen add to list price	
	115.0#	\$ 2687	\$ 2791	\$ 2818	\$ 2852	\$ 2873	\$ 2917	\$ 2960	\$ 3015	\$ 3124	\$ 3231	\$ 3340	\$ 3558	\$ 146	\$ 1127
	115.0#	2829	2932	2960	2993	3016	3058	3102	3156	3266	3373	3482	3701	146	1127
115.0#	\$ 2687	\$ 2791	\$ 2818	\$ 2852	\$ 2873	\$ 2917	\$ 2960	\$ 3015	\$ 3124	\$ 3231	\$ 3340	\$ 3558	\$ 146	\$ 1127	
115.0#	2829	2932	2960	2993	3016	3058	3102	3156	3266	3373	3482	3701	146	1127	

Units with privacy screens are unable to be ganged in a back-to-back configuration.

Special Carton Marking


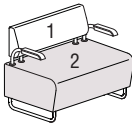
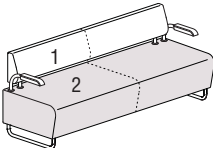
With specially marked information	N/C
-----------------------------------	-----

Shipped **assembled freight prepaid f.o.b.**
High Point, North Carolina 27263 factory.
 Freight class #175.

Specifications and prices are subject to change without prior notice.

Hub®

Lobby and Lounge Seating

	Features	COM	MODEL NUMBER											
			Basic Model	Non-Contrast or Fabric Contrast 1	Fabric Contrast 2	Base Finish	Arm Cap	Arm-cap Color (Top)	Arm Color (Bottom)	Gang. Option	Privacy Screen	Privacy Screen Cover	Glide Option	
 <p>HUB 26 x 26 Armed Lounge</p> <ul style="list-style-type: none"> 1 = Back (Fabric Contrast 1) C.O.M. = 1 yd 2 = Seat, sides (Fabric Contrast 2) C.O.M. = 1.75 yd 	Non-contrast	2 yd	H23A/NC	<input type="checkbox"/> <input type="checkbox"/> <input type="checkbox"/>		<input type="checkbox"/> <input type="checkbox"/>	<input type="checkbox"/> <input type="checkbox"/>	<input type="checkbox"/> <input type="checkbox"/>	<input type="checkbox"/> <input type="checkbox"/> <input type="checkbox"/> <input type="checkbox"/>	<input type="checkbox"/> <input type="checkbox"/>	<input type="checkbox"/> <input type="checkbox"/>	<input type="checkbox"/> <input type="checkbox"/>	<input type="checkbox"/> <input type="checkbox"/>	
	Contrast		H23A/FC	<input type="checkbox"/> <input type="checkbox"/> <input type="checkbox"/>	<input type="checkbox"/> <input type="checkbox"/> <input type="checkbox"/>	<input type="checkbox"/> <input type="checkbox"/>	<input type="checkbox"/> <input type="checkbox"/>	<input type="checkbox"/> <input type="checkbox"/>	<input type="checkbox"/> <input type="checkbox"/> <input type="checkbox"/> <input type="checkbox"/>	<input type="checkbox"/> <input type="checkbox"/>	<input type="checkbox"/> <input type="checkbox"/>	<input type="checkbox"/> <input type="checkbox"/>	<input type="checkbox"/> <input type="checkbox"/>	
 <p>HUB 26 x 39 Armed Lounge</p> <ul style="list-style-type: none"> 1 = Back (Fabric Contrast 1) C.O.M. = 1 yd 2 = Seat, sides (Fabric Contrast 2) C.O.M. = 2 yd 	Non-contrast	3 yd	H33A/NC	<input type="checkbox"/> <input type="checkbox"/> <input type="checkbox"/>		<input type="checkbox"/> <input type="checkbox"/>	<input type="checkbox"/> <input type="checkbox"/>	<input type="checkbox"/> <input type="checkbox"/>	<input type="checkbox"/> <input type="checkbox"/> <input type="checkbox"/> <input type="checkbox"/>	<input type="checkbox"/> <input type="checkbox"/>	<input type="checkbox"/> <input type="checkbox"/>	<input type="checkbox"/> <input type="checkbox"/>	<input type="checkbox"/> <input type="checkbox"/>	
	Contrast		H33A/FC	<input type="checkbox"/> <input type="checkbox"/> <input type="checkbox"/>	<input type="checkbox"/> <input type="checkbox"/> <input type="checkbox"/>	<input type="checkbox"/> <input type="checkbox"/>	<input type="checkbox"/> <input type="checkbox"/>	<input type="checkbox"/> <input type="checkbox"/>	<input type="checkbox"/> <input type="checkbox"/> <input type="checkbox"/> <input type="checkbox"/>	<input type="checkbox"/> <input type="checkbox"/>	<input type="checkbox"/> <input type="checkbox"/>	<input type="checkbox"/> <input type="checkbox"/>	<input type="checkbox"/> <input type="checkbox"/>	
 <p>HUB 26 x 78 Armed Lounge</p> <ul style="list-style-type: none"> 1 = Back (Fabric Contrast 1) C.O.M. = 2 yd 2 = Seat, sides (Fabric Contrast 2) C.O.M. = 3.5 yd 	Non-contrast	5.25 yd	H43A/NC	<input type="checkbox"/> <input type="checkbox"/> <input type="checkbox"/>		<input type="checkbox"/> <input type="checkbox"/>	<input type="checkbox"/> <input type="checkbox"/>	<input type="checkbox"/> <input type="checkbox"/>	<input type="checkbox"/> <input type="checkbox"/> <input type="checkbox"/> <input type="checkbox"/>	<input type="checkbox"/> <input type="checkbox"/>	<input type="checkbox"/> <input type="checkbox"/>	<input type="checkbox"/> <input type="checkbox"/>	<input type="checkbox"/> <input type="checkbox"/>	
	Contrast		H43A/FC	<input type="checkbox"/> <input type="checkbox"/> <input type="checkbox"/>	<input type="checkbox"/> <input type="checkbox"/> <input type="checkbox"/>	<input type="checkbox"/> <input type="checkbox"/>	<input type="checkbox"/> <input type="checkbox"/>	<input type="checkbox"/> <input type="checkbox"/>	<input type="checkbox"/> <input type="checkbox"/> <input type="checkbox"/> <input type="checkbox"/>	<input type="checkbox"/> <input type="checkbox"/>	<input type="checkbox"/> <input type="checkbox"/>	<input type="checkbox"/> <input type="checkbox"/>	<input type="checkbox"/> <input type="checkbox"/>	
				A	B	C	D	E	F	G	H	I	J	K

HOW TO ORDER

Indicate the following information on order form:

- Quantity of each item.
- Model number, including options. See "How To Build a Model Number".
- Any special service required.

Note: • The ☐ indicates that a choice is required.

- The absence of the ☐ indicates that no choice is required.
- Alpha-numeric characters in place of ☐ indicate that no other alternatives are available.

HOW TO BUILD A MODEL NUMBER

A Select basic model.

B Select non-contrast or fabric contrast 1. Refer to color addendum at ki.com or KI Fabrics & Finishes binder.

C Select fabric contrast 2. Refer to color addendum at ki.com or KI Fabrics & Finishes binder.

D Select base, upright, and arm tube finish color. Refer to color addendum at ki.com or KI Fabrics & Finishes binder.

E Select armcaps.
WAC - Wood armcaps (pair)
PAC - Poly armcaps

F Select armcap top color. Refer to color addendum at ki.com or KI Fabrics & Finishes binder. Armcaps can be wood or poly.

G Select arm bottom poly color. Refer to color addendum at ki.com or KI Fabrics & Finishes binder. Arm bottom is always poly.

H Select ganging option.
HNG - No gangers
HWG - Ganging; add \$57
 Two ganging assemblies shipped per unit.

I Select privacy screen.
NPS - No privacy screen
WPS - Privacy screen
 See pricing column for privacy screen upcharge.

J Select privacy screen cover. Refer to color addendum at ki.com or KI Fabrics & Finishes binder.

K Select glide option.
NGL - No glides
GNV - Nylon glides (cream color); add \$5

Approx. Packaged Weight	Grade C.O.M.	Grade C	Grade D	Grade E & C.O.L.	Grade F	Grade G	Grade H	Grade I	Grade J	Grade K	Grade L Leather	Grade M Leather	Privacy Screen add to list price	Moisture Barrier add to list price
80.0#	\$ 1966	\$ 2038	\$ 2058	\$ 2081	\$ 2097	\$ 2126	\$ 2158	\$ 2195	\$ 2271	\$ 2347	\$ 2423	\$ 2575	\$ 1044	\$ 137
80.0#	2023	2097	2116	2138	2155	2185	2213	2253	2330	2405	2480	2633	1044	137
105.0#	\$ 2367	\$ 2481	\$ 2510	\$ 2546	\$ 2571	\$ 2619	\$ 2668	\$ 2727	\$ 2847	\$ 2965	\$ 3085	\$ 3324	\$ 1127	\$ 148
105.0#	2460	2574	2603	2640	2665	2711	2759	2819	2940	3057	3179	3418	1127	148
165.0#	\$ 3223	\$ 3410	\$ 3458	\$ 3516	\$ 3557	\$ 3633	\$ 3713	\$ 3810	\$ 4006	\$ 4202	\$ 4398	\$ 4790	\$ 2254	\$ 166
165.0#	3366	3551	3601	3659	3698	3776	3854	3952	4147	4344	4539	4930	2254	166

SPECIAL SERVICES

Special Carton Marking

With specially marked information	N/C
-----------------------------------	-----

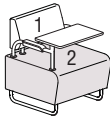
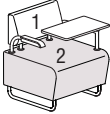
H23A	\$76
H33A	\$76
H43A	\$76
H23LT	\$76
H23RT	\$76
H33LT	\$76
H33RT	\$76
H43LT	\$76
H43RT	\$76

Shipped **assembled freight prepaid f.o.b.**
High Point, North Carolina 27263 factory.
Freight class #175.

Specifications and prices are subject to change without prior notice.

Hub®

Lobby and Lounge Seating

			MODEL NUMBER												
	Features	COM	Basic Model	Non-Contrast or Fabric Contrast 1	Fabric Contrast 2	Base Finish	Arm Cap	Arm-cap Color (Top)	Arm Color (Bot-tom)	Gang. Option	Lam. Color	Priv Screen	Privacy Screen Cover	Glide Option	
	Non-contrast	2 yd	H23LT/NC	<input type="checkbox"/> <input type="checkbox"/> <input type="checkbox"/>		<input type="checkbox"/> <input type="checkbox"/>	<input type="checkbox"/> <input type="checkbox"/>	<input type="checkbox"/> <input type="checkbox"/>	<input type="checkbox"/> <input type="checkbox"/>	<input type="checkbox"/> <input type="checkbox"/>	<input type="checkbox"/> <input type="checkbox"/>	<input type="checkbox"/> <input type="checkbox"/>	<input type="checkbox"/> <input type="checkbox"/>	<input type="checkbox"/> <input type="checkbox"/>	
	Contrast		H23LT/FC	<input type="checkbox"/> <input type="checkbox"/> <input type="checkbox"/>	<input type="checkbox"/> <input type="checkbox"/>	<input type="checkbox"/> <input type="checkbox"/>	<input type="checkbox"/> <input type="checkbox"/>	<input type="checkbox"/> <input type="checkbox"/>	<input type="checkbox"/> <input type="checkbox"/>	<input type="checkbox"/> <input type="checkbox"/>	<input type="checkbox"/> <input type="checkbox"/>	<input type="checkbox"/> <input type="checkbox"/>	<input type="checkbox"/> <input type="checkbox"/>	<input type="checkbox"/> <input type="checkbox"/>	
HUB															
26 x 26 Lounge with Tablet Arm - Left Facing															
• 1 = Back (Fabric Contrast 1) C.O.M. = 1 yd															
• 2 = Seat, sides (Fabric Contrast 2) C.O.M. = 1.75 yd															
	Non-contrast	2 yd	H23RT/NC	<input type="checkbox"/> <input type="checkbox"/> <input type="checkbox"/>		<input type="checkbox"/> <input type="checkbox"/>	<input type="checkbox"/> <input type="checkbox"/>	<input type="checkbox"/> <input type="checkbox"/>	<input type="checkbox"/> <input type="checkbox"/>	<input type="checkbox"/> <input type="checkbox"/>	<input type="checkbox"/> <input type="checkbox"/>	<input type="checkbox"/> <input type="checkbox"/>	<input type="checkbox"/> <input type="checkbox"/>	<input type="checkbox"/> <input type="checkbox"/>	
	Contrast		H23RT/FC	<input type="checkbox"/> <input type="checkbox"/> <input type="checkbox"/>	<input type="checkbox"/> <input type="checkbox"/>	<input type="checkbox"/> <input type="checkbox"/>	<input type="checkbox"/> <input type="checkbox"/>	<input type="checkbox"/> <input type="checkbox"/>	<input type="checkbox"/> <input type="checkbox"/>	<input type="checkbox"/> <input type="checkbox"/>	<input type="checkbox"/> <input type="checkbox"/>	<input type="checkbox"/> <input type="checkbox"/>	<input type="checkbox"/> <input type="checkbox"/>	<input type="checkbox"/> <input type="checkbox"/>	
HUB															
26 x 26 Lounge with Tablet Arm - Right Facing															
• 1 = Back (Fabric Contrast 1) C.O.M. = 1 yd															
• 2 = Seat, sides (Fabric Contrast 2) C.O.M. = 1.75 yd															
			A	B	C	D	E	F	G	H	I	J	K	L	

HOW TO ORDER

Indicate the following information on order form:

- Quantity of each item.
- Model number, including options. See "How To Build a Model Number".
- Any special service required.

Note: • The ☐ indicates that a choice is required.

- The absence of the ☐ indicates that no choice is required.
- Alpha-numeric characters in place of ☐ indicate that no other alternatives are available.

HOW TO BUILD A MODEL NUMBER

A Select basic model.

B Select non-contrast or fabric contrast 1.
Refer to color addendum at ki.com or KI Fabrics & Finishes binder.

C Select fabric contrast 2.
Refer to color addendum at ki.com or KI Fabrics & Finishes binder.

D Select base, upright, and arm tube finish color.
Refer to color addendum at ki.com or KI Fabrics & Finishes binder.

E Select armcaps.
WAC - Wood armcaps (pair)
PAC - Poly armcaps

F Select armcap top color.
Refer to color addendum at ki.com or KI Fabrics & Finishes binder.
Armcaps can be wood or poly.

G Select arm bottom poly color.
Refer to color addendum at ki.com or KI Fabrics & Finishes binder.
Arm bottom is always poly.

H Select ganging option.
HNG - No gangers
HWG - Ganging; add \$57
 Two ganging assemblies shipped per unit.

I Select tablet arm color.
Refer to color addendum at ki.com or KI Fabrics & Finishes binder.

J Select privacy screen.
NPS - No privacy screen
WPS - Privacy screen
 See pricing column for privacy screen upcharge.

K Select privacy screen cover.
Refer to color addendum at ki.com or KI Fabrics & Finishes binder.

L Select glide option.

NGL - No glides
GNV - Nylon glides (cream color); add \$5

Approx. Packaged Weight	Grade C.O.M.	Grade C	Grade D	Grade E & C.O.L.	Grade F	Grade G	Grade H	Grade I	Grade J	Grade K	Grade L Leather	Grade M Leather	Privacy Screen add to list price	Moisture Barrier add to list price
85.0#	\$ 2310	\$ 2384	\$ 2403	\$ 2426	\$ 2442	\$ 2472	\$ 2502	\$ 2540	\$ 2617	\$ 2691	\$ 2768	\$ 2920	\$ 1044	\$ 137
85.0#	2368	2442	2460	2483	2499	2529	2560	2597	2674	2749	2824	2978	1044	137
85.0#	\$ 2310	\$ 2384	\$ 2403	\$ 2426	\$ 2442	\$ 2472	\$ 2502	\$ 2540	\$ 2617	\$ 2691	\$ 2768	\$ 2920	\$ 1044	\$ 137
85.0#	2368	2442	2460	2483	2499	2529	2560	2597	2674	2749	2824	2978	1044	137

SPECIAL SERVICES

Special Carton Marking

With specially marked information	N/C
-----------------------------------	-----

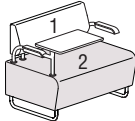
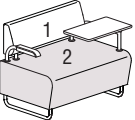
Shipping

Shipped **assembled freight prepaid f.o.b.**
High Point, North Carolina 27263 factory.
 Freight class #175.

Specifications and prices are subject to change without prior notice.

Hub®

Lobby and Lounge Seating

			MODEL NUMBER												
	Features	COM	Basic Model	Non-Contrast or Fabric Contrast 1	Fabric Contrast 2	Base Finish	Arm Cap	Arm-cap Color (Top)	Arm Color (Bot-tom)	Lam. Color	Gang. Option	Priv Screen	Privacy Screen Cover	Glide Option	
	Non-contrast	3 yd	H33LT/NC	□□□		□□	□□	□□	□□	□□	□□	□□	□□	□□	
	Contrast		H33LT/FC	□□□	□□□	□□	□□	□□	□□	□□	□□	□□	□□	□□	
HUB															
26 x 39 Lounge with Tablet Arm - Left Facing															
• 1 = Back (Fabric Contrast 1) C.O.M. = 1 yd															
• 2 = Seat, sides (Fabric Contrast 2) C.O.M. = 2 yd															
	Non-contrast	3 yd	H33RT/NC	□□□		□□	□□	□□	□□	□□	□□	□□	□□	□□	
	Contrast		H33RT/FC	□□□	□□□	□□	□□	□□	□□	□□	□□	□□	□□	□□	
HUB															
26 x 39 Lounge with Tablet Arm - Right Facing															
• 1 = Back (Fabric Contrast 1) C.O.M. = 1 yd															
• 2 = Seat, sides (Fabric Contrast 2) C.O.M. = 2 yd															

HOW TO ORDER

Indicate the following information on order form:

- Quantity of each item.
- Model number, including options. See "How To Build a Model Number".
- Any special service required.

Note: • The □ indicates that a choice is required.

- The absence of the □ indicates that no choice is required.
- Alpha-numeric characters in place of □ indicate that no other alternatives are available.

HOW TO BUILD A MODEL NUMBER

A Select basic model.

B Select non-contrast or fabric contrast 1.
Refer to color addendum at ki.com or KI Fabrics & Finishes binder.

C Select fabric contrast 2.
Refer to color addendum at ki.com or KI Fabrics & Finishes binder.

D Select base, upright, and arm tube finish color.
Refer to color addendum at ki.com or KI Fabrics & Finishes binder.

E Select armcaps.
WAC - Wood armcaps (pair)
PAC - Poly armcaps

F Select armcap top color.
Refer to color addendum at ki.com or KI Fabrics & Finishes binder.
Armcaps can be wood or poly.

G Select arm bottom poly color.
Refer to color addendum at ki.com or KI Fabrics & Finishes binder.
Arm bottom is always poly.

H Select tablet arm color.
Refer to color addendum at ki.com or KI Fabrics & Finishes binder.

I Select ganging option.
HNG - No gangers
HWG - Ganging; add \$57
Two ganging assemblies shipped per unit.

J Select privacy screen.
NPS - No privacy screen
WPS - Privacy screen
See pricing column for privacy screen upcharge.

K Select privacy screen cover.
Refer to color addendum at ki.com or KI Fabrics & Finishes binder.

L Select glide option.

NGL - No glides
GNV - Nylon glides (cream color); add \$5



	Approx. Packaged Weight	Grade C.O.M.	Grade C	Grade D	Grade E & C.O.L.	Grade F	Grade G	Grade H	Grade I	Grade J	Grade K	Grade L Leather	Grade M Leather	Privacy Screen add to list price	Moisture Barrier add to list price
	110.0#	\$ 2745	\$ 2859	\$ 2890	\$ 2924	\$ 2951	\$ 2996	\$ 3045	\$ 3104	\$ 3224	\$ 3343	\$ 3465	\$ 3703	\$ 1127	\$ 148
	110.0#	2839	2953	2983	3018	3043	3090	3138	3197	3318	3436	3557	3795	1127	148

L Select glide option.

NGL	- No glides
GNY	- Nylon glides (cream color); add \$5

	Approx. Packaged Weight	Grade C.O.M.	Grade C	Grade D	Grade E & C.O.L.	Grade F	Grade G	Grade H	Grade I	Grade J	Grade K	Grade L Leather	Grade M Leather	Privacy Screen add to list price	Moisture Barrier add to list price
<input type="checkbox"/>	170.0#	\$ 3695	\$ 3880	\$ 3929	\$ 3988	\$ 4026	\$ 4105	\$ 4183	\$ 4281	\$ 4476	\$ 4673	\$ 4868	\$ 5259	\$ 2254	\$ 166
<input type="checkbox"/>	170.0#	3837	4021	4071	4129	4168	4246	4326	4423	4619	4814	5011	5400	2254	166
<input type="checkbox"/>	170.0#	\$ 3695	\$ 3880	\$ 3929	\$ 3988	\$ 4026	\$ 4105	\$ 4183	\$ 4281	\$ 4476	\$ 4673	\$ 4868	\$ 5259	\$ 2254	\$ 166
<input type="checkbox"/>	170.0#	3837	4021	4071	4129	4168	4246	4326	4423	4619	4814	5011	5400	2254	166

Kensington Maple requires extended leadtimes.

Model	
H23A	\$76
H33A	\$76
H43A	\$76
H23LT	\$76
H23RT	\$76
H33LT	\$76
H33RT	\$76
H43LT	\$76
H43RT	\$76

To order with moisture barrier add /MB to the model number and add upcharge.

Privacy Screens

Units with privacy screens are unable to be ganged in a back-to-back configuration.

Tablet Arms

Left-facing and right-facing tablet arms cannot be ganged tablet side to tablet side because the tablet arms will interfere with each other.

Special Carton Marking

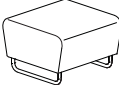




With specially marked information	N/C
-----------------------------------	-----

Shipping

Shipped **assembled freight prepaid f.o.b.**
High Point, North Carolina 27263 factory.
 Freight class #175.

Specifications and prices are subject to change without prior notice.

Hub®
Lobby and Lounge Seating

				MODEL NUMBER							
				Basic Model	Non-Contrast or Fabric Contrast 1	Base Finish	Ganging Option	Handle	Glide Option	Moisture Barrier	
MODEL	Features	COM									
 HUB	26 x 26 Upholstered Ottoman	Non-contrast	2 yd	H20	□□□□	□□	□□□	□□	□□	□□□	
 HUB	45 Degree Wedge - Inside • Inside-facing while seated	Non-contrast	1.75 yd	H45WI	□□□□	□□	□□□	□□	□□	□□□	
 HUB	60 Degree Wedge - Inside • Inside-facing while seated	Non-contrast	1.75 yd	H60WI	□□□□	□□	□□□	□□	□□	□□□	
 HUB	45 Degree Wedge - Outside • Outside-facing while seated	Non-contrast	1.75 yd	H45WO	□□□□	□□	□□□	□□	□□	□□□	
 HUB	60 Degree Wedge - Outside • Outside-facing while seated	Non-contrast	1.75 yd	H60WO	□□□□	□□	□□□	□□	□□	□□□	
				A	B	C	D	E	F	G	

HOW TO ORDER

Indicate the following information on order form:

1. Quantity of each item.
2. Model number, including options. See “How To Build a Model Number”.
3. Any special service required.

Note:

- The □ indicates that a choice is required.
- The absence of the □ indicates that no choice is required.
- Alpha-numeric characters in place of □ indicate that no other alternatives are available.

HOW TO BUILD A MODEL NUMBER

- A** Select basic model.
- B** Select non-contrast or fabric contrast 1.
Refer to color addendum at ki.com or KI Fabrics & Finishes binder.
- C** Select base finish color.
Refer to color addendum at ki.com or KI Fabrics & Finishes binder.
- D** Select ganging option.
HNG - No gangers
HWG - Ganging; add \$57
Two ganging assemblies shipped per unit.
- E** Select handle.
WH - Handle; add \$105
NH - No handle
- F** Select glide option.
NGL - No glides
GNY - Nylon glides (cream color); add \$5

- G** Select moisture barrier.
- | | |
|-----|-----------------------|
| MB | - Moisture barrier |
| NMB | - No moisture barrier |
- See pricing column for moisture barrier upcharge.



Approx. Packaged Weight	Grade C.O.M.	Grade C	Grade D	Grade E & C.O.L.	Grade F	Grade G	Grade H	Grade I	Grade J	Grade K	Grade L Leather	Grade M Leather	Moisture Barrier add to list price
50.0#	\$ 1138	\$ 1201	\$ 1217	\$ 1237	\$ 1250	\$ 1275	\$ 1302	\$ 1334	\$ 1399	\$ 1465	\$ 1532	\$ 1660	\$ 134
55.0#	\$ 1162	\$ 1223	\$ 1239	\$ 1260	\$ 1272	\$ 1299	\$ 1325	\$ 1358	\$ 1422	\$ 1487	\$ 1552	\$ 1683	\$ 134
55.0#	\$ 1162	\$ 1223	\$ 1239	\$ 1260	\$ 1272	\$ 1299	\$ 1325	\$ 1358	\$ 1422	\$ 1487	\$ 1552	\$ 1683	\$ 134
60.0#	\$ 1162	\$ 1223	\$ 1239	\$ 1260	\$ 1272	\$ 1299	\$ 1325	\$ 1358	\$ 1422	\$ 1487	\$ 1552	\$ 1683	\$ 134
60.0#	\$ 1162	\$ 1223	\$ 1239	\$ 1260	\$ 1272	\$ 1299	\$ 1325	\$ 1358	\$ 1422	\$ 1487	\$ 1552	\$ 1683	\$ 134

SPECIAL SERVICES

Special Carton Marking

With specially marked information N/C


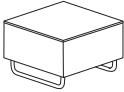
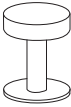
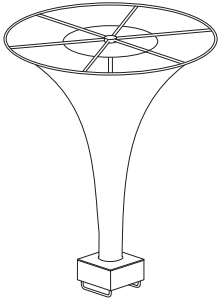
Shipping

Shipped **assembled freight prepaid f.o.b. High Point, North Carolina 27263** factory. Freight class #175.

Specifications and prices are subject to change without prior notice.

Hub®

Tables

MODEL	MODEL NUMBER							Approx. Packaged Weight
	Basic Model	Primary Laminate Color (1)	Secondary Laminate Color (2)	Base Finish	Power Option	Ganging Option	Glide Option	
 HUBT	13 x 26 Laminate Table	H13T	<input type="checkbox"/> <input type="checkbox"/> <input type="checkbox"/>	<input type="checkbox"/> <input type="checkbox"/> <input type="checkbox"/>	<input type="checkbox"/> <input type="checkbox"/> <input type="checkbox"/> <input type="checkbox"/>	<input type="checkbox"/> <input type="checkbox"/> <input type="checkbox"/> <input type="checkbox"/>	<input type="checkbox"/> <input type="checkbox"/>	55.0#
 HUBT	26 x 26 Laminate Table	H24T	<input type="checkbox"/> <input type="checkbox"/> <input type="checkbox"/>	<input type="checkbox"/> <input type="checkbox"/> <input type="checkbox"/>	<input type="checkbox"/> <input type="checkbox"/> <input type="checkbox"/> <input type="checkbox"/>	<input type="checkbox"/> <input type="checkbox"/> <input type="checkbox"/> <input type="checkbox"/>	<input type="checkbox"/> <input type="checkbox"/>	80.0#
 HUBT	20 x 20 Docking Table	H25DT	<input type="checkbox"/> <input type="checkbox"/> <input type="checkbox"/>	<input type="checkbox"/> <input type="checkbox"/> <input type="checkbox"/>	<input type="checkbox"/> <input type="checkbox"/> <input type="checkbox"/> <input type="checkbox"/>	<input type="checkbox"/> <input type="checkbox"/> <input type="checkbox"/> <input type="checkbox"/>	<input type="checkbox"/> <input type="checkbox"/>	85.0#
 HUBT	Cloud Light and Table • 26" x 26" table • 108" x 135" Cloud light	H20TL	<input type="checkbox"/> <input type="checkbox"/> <input type="checkbox"/>	<input type="checkbox"/> <input type="checkbox"/> <input type="checkbox"/>	<input type="checkbox"/> <input type="checkbox"/> <input type="checkbox"/> <input type="checkbox"/>	<input type="checkbox"/> <input type="checkbox"/> <input type="checkbox"/> <input type="checkbox"/>	<input type="checkbox"/> <input type="checkbox"/>	170.0#

A **B** **C** **D** **E** **F** **G**

HOW TO ORDER

Indicate the following information on order form:

1. Quantity of each item.
2. Model number, including options. See "How To Build a Model Number".
3. Any special service required.

Note: • The ☐ indicates that a choice is required.

- The absence of the ☐ indicates that no choice is required.
- Alpha-numeric characters in place of ☐ indicate that no other alternatives are available.

HOW TO BUILD A MODEL NUMBER

A Select basic model.

B Select primary laminate color.
Primary laminate selection is for top.
Refer to color addendum at ki.com or KI Fabrics & Finishes binder.

C Select secondary laminate color.
Secondary laminate selection is for side panels.
Refer to color addendum at ki.com or KI Fabrics & Finishes binder.

D Select base finish color.
Refer to color addendum at ki.com or KI Fabrics & Finishes binder.

E Select power option.

NP	- No power
WPBL	- Black power module; add \$282
WPSL	- Silver power module; add \$282

WPWH - White power module; add \$282

QP - Qi wireless power (black); add \$338

SP - Sensio power module (black-3 receptacle, 2 USB ports); add \$450
Sensio power available on model H25DT only.

F Select ganging option.

HNG - No gangers

HWG - Ganging; add \$57

Two ganging assemblies shipped per unit.

G Select glide option.

NGL - No glides

GNV - Nylon glides (cream color); add \$5



Delivered Pricing
\$ 1143
\$ 1167
\$ 1193
\$ 14149

SPECIAL SERVICES

Special Carton Marking



With specially marked information N/C

Shipping

Shipped **assembled freight prepaid f.o.b. High Point, North Carolina 27263** factory. Freight class #175.

Specifications and prices are subject to change without prior notice.

Hub®
Replacements

MODEL	MODEL NUMBER		Approx. Packaged Weight
	Basic Model	Privacy Screen Cover	
 Replacement Privacy Screen for 26" Units <ul style="list-style-type: none">Privacy screens are 57" high when attached to a Hub® seat	SK24	<input type="checkbox"/> <input type="checkbox"/> <input type="checkbox"/>	40.0#
HUBA			
 Replacement Privacy Screen for 39" Units <ul style="list-style-type: none">Privacy screens are 57" high when attached to a Hub® seat	SK37	<input type="checkbox"/> <input type="checkbox"/> <input type="checkbox"/>	55.0#
HUBA			
Sensio Power Pylon (3 Receptacle, 2 USB Ports) <ul style="list-style-type: none">Available on Hub® docking table (model H25DT) only	PWRPYL.BL		0.0#
HUBA			
Ganger Assembly	HUBGNR.BL		0.0#
HUBA			

A

B

HOW TO ORDER

Indicate the following information on order form:

- Quantity of each item.
- Model number, including options. See "How To Build a Model Number".
- Any special service required.

Note:

- The ☐ indicates that a choice is required.
- The absence of the ☐ indicates that no choice is required.
- Alpha-numeric characters in place of ☐ indicate that no other alternatives are available.

HOW TO BUILD A MODEL NUMBER

- A

Select basic model.
- B

Select privacy screen fabric.
Refer to color addendum at ki.com or KI Fabrics & Finishes binder.



Delivered Pricing	
	\$ 1044
	\$ 1127
	\$ 450
	\$ 57

SPECIAL SERVICES

Special Carton Marking

With specially marked information N/C

Shipping

Shipped **assembled freight prepaid f.o.b. High Point, North Carolina 27263** factory. Freight class #175.

Specifications and prices are subject to change without prior notice.

Jessa™
General Information



Lounge Chair



Loveseat

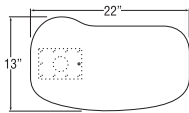


Sofa

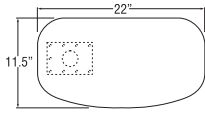


Lounge Chair w/Tablet Arm

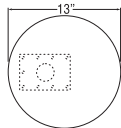
General Dimensions				
Seat width	21-3/4"	43-3/4"	65-1/2"	21-3/4"
Seat depth	20"	20"	20"	20"
Seat height	18-1/2"	18-1/2"	18-1/2"	18-1/2"
Arm width	4-1/2"	4-1/2"	4-1/2"	4-1/2"
Arm height	24-1/2"	24-1/2"	24-1/2"	24-1/2"
Overall Dimensions				
Width	31-1/2"	53-1/2"	75-1/2"	31-1/2"
Depth	30"	30"	30"	30"
Height	32-1/2"	32-1/2"	32-1/2"	32-1/2"
Tablet width				22"
Tablet depth				13"



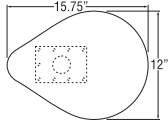
Standard Jessa™ Tablet



Standard Cody™ Tablet
(Bowfront Tablet)



Standard Teacup Tablet



Teardrop Tablet

UPHOLSTERY INFORMATION

C.O.M. Fabric

For C.O.M. fabric sent to KI-High Point on multiple rolls, add an additional yard of fabric per roll to the yardage requirements. Multiple rolls have shorter pieces of fabric on them and do not allow nesting and stacking of the fabric to achieve the best yield as is done with one large roll. This results in yardage shortages and requests for additional fabric from the client, which can hold up the order. For each roll that is sent, one yard needs to be added and needs to be added to one of the rolls, not separately.

Fabric Disclaimer

Fabric will be applied as swatched by the fabric manufacturer. Fabric that is required to be applied differently than is swatched will need a Special Cost Request written specifying the direction the fabric is to be applied. The posted standard lead time will apply to the Special Cost Request.

Tablet Arm

Tablet is left facing (right-handed) - standard. Tablet is figured laminated wood veneer bowfront - standard. Available in all standard KI wood finishes - specify. For tablet options/specifications, refer to table specifications. Tablet is removable - standard. Chair will be produced with left-facing/right-handed tablet unless reverse is specified.

Tablet Arm Options

All tablets can be done on any tablet chair except RELAX.

FINISH INFORMATION

SPECIAL FINISH MATCHES

KI can match special finish requests at an upcharge of \$72 List per item, up to 12 or a maximum charge of \$865 List per order per color. Special finish requests must be sent to your KI customer service representative.

Upon receipt from KI, the finishing department will prepare a "strike-off" which will be sent to the customer for approval.

The approval form accompanying the strike-off should be faxed to your KI customer service representative. Upon receipt of the signed approval form, KI will proceed with the order. Disapproved samples may be sent back to KI directly with an explanation of disapproval. A Special Finish Number (SFN) will be assigned to this finish sample for future reference or reorders



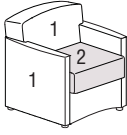
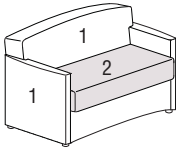
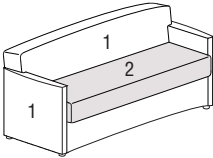
INFORMATION

Warranty

Refer to KI Terms & Conditions document
or visit ki.com

Jessa™

Lobby and Lounge Seating

	Features	COM	MODEL NUMBER								Approx. Packaged Weight
			Basic Model	Non-Contrast or Fabric Contrast 1	Fabric Contrast 2	Arm Cap	Wood Finish	Casters	Fire Code	Moisture Barrier	
 <p>JESS Lounge Chair</p> <ul style="list-style-type: none"> 1 = Body (Fabric Contrast 1) C.O.M. = 4 yd 2 = Seat (Fabric Contrast 2) C.O.M. = 1.5 yd 	Non-contrast	4.5 yd	5623/NC	□□□□		□□□	□□□	□□□□□	□□□	□□□	65.0#
	Contrast		5623/FC	□□□□	□□□□	□□□	□□□	□□□□□	□□□	□□□	65.0#
 <p>JESS Loveseat</p> <ul style="list-style-type: none"> 1 = Body (Fabric Contrast 1) C.O.M. = 6.5 yd 2 = Seat (Fabric Contrast 2) C.O.M. = 2 yd 	Non-contrast	8 yd	5633/NC	□□□□		□□□	□□□		□□□	□□□	90.0#
	Contrast		5633/FC	□□□□	□□□□	□□□	□□□		□□□	□□□	90.0#
 <p>JESS Sofa</p> <ul style="list-style-type: none"> 1 = Body (Fabric Contrast 1) C.O.M. = 7.5 yd 2 = Seat (Fabric Contrast 2) C.O.M. = 3 yd 	Non-contrast	10 yd	5643/NC	□□□□		□□□	□□□		□□□	□□□	110.0#
	Contrast		5643/FC	□□□□	□□□□	□□□	□□□		□□□	□□□	110.0#
			A	B	C	D	E	F	G	H	

HOW TO ORDER

Indicate the following information on order form:

- Quantity of each item.
- Model number, including options. See "How To Build a Model Number".
- Any special service required.

Note: • The □ indicates that a choice is required.

- The absence of the □ indicates that no choice is required.
- Alpha-numeric characters in place of □ indicate that no other alternatives are available.

HOW TO BUILD A MODEL NUMBER

A Select basic model.

B Select non-contrast or fabric contrast 1. Refer to color addendum at ki.com or KI Fabrics & Finishes binder.

C Select fabric contrast 2. Refer to color addendum at ki.com or KI Fabrics & Finishes binder.

D Select wood armcaps.
NWA - No wood armcaps
WA - Wood armcaps (per pair); add \$216

E Select wood finish color. Refer to color addendum at ki.com or KI Fabrics & Finishes binder. For Kensington Maple add upcharge.

F Select casters.
NCST - No casters (standard)
FCST - Front casters; add \$108

RCST - Rear casters; add \$108

FRCST - Front and rear casters; add \$216

Available on chairs only.

G Select fire code.

NFR - Compliance to TB 117-2013

FR - Compliance to TB 133

See pricing column for TB133 upcharge.

H Select moisture barrier.

NMB - No moisture barrier

MB - Moisture barrier

See pricing column for moisture barrier upcharge.



	Grade C.O.M.	Grade C	Grade D	Grade E & C.O.L.	Grade F	Grade G	Grade H	Grade I	Grade J	Grade K	Grade L Leather	Grade M Leather	TB133 add to list price	Moisture Barrier add to list price
	\$ 1434	\$ 1611	\$ 1693	\$ 1792	\$ 1857	\$ 1986	\$ 2116	\$ 2282	\$ 2599	\$ 2930	\$ 3249	\$ 3902	\$ 410	\$ 145
	1495	1673	1752	1853	1917	2047	2175	2341	2660	2992	3310	3962	410	145

HOW TO ORDER

1. Quantity of each item.
2. Model number, including options. See "How To Build a Model Number".
3. Any special service required.

Note:

- The ☐ indicates that a choice is required.
- The absence of the ☐ indicates that no choice is required.
- Alpha-numeric characters in place of ☐ indicate that no other alternatives are available.

A Select basic model.

B Select non-contrast or fabric contrast 1. Refer to color addendum at ki.com or KI Fabrics & Finishes binder.

C Select wood armcaps.

NWA	- No wood armcaps
WA	- Wood armcaps (per pair); add \$216

D Select wood finish color.
Refer to color addendum at ki.com or KI
Fabrics & Finishes binder.
For Kensington Maple add upcharge.

NCST	- No casters (standard)
FCST	- Front casters; add \$108
RCST	- Rear casters; add \$108
FRCST	- Front and rear casters; add \$216

RA	- Removable arm (standard)
NR	- Non-removable arm; add \$22
AT	- Articulating arm; add \$37

G Select tablet connection hole cover.

TP	- Tablet hole cover; add \$52
NTP	- No tablet hole cover

NTP is automatically selected if Non-removable Arm (NR) is chosen.

H Select laminate color.
Refer to color addendum at ki.com or KI
Fabrics & Finishes binder.

I Select wood edge finish
Refer to color addendum at ki.com or KI
Fabrics & Finishes binder

Kensington Maple requires extended leadtimes.

Model	
5623/NC	\$53
5633/NC	\$53
5643/NC	\$53
5613T/NC	\$53
5623/FC	\$53
5633/FC	\$53
5643/FC	\$53
5613T/FC	\$53



Approx. Packaged Weight	Grade C.O.M.	Grade C	Grade D	Grade E & C.O.L.	Grade F	Grade G	Grade H	Grade I	Grade J	Grade K	Grade L Leather	Grade M Leather	Moisture Barrier add to list price
75.0#	\$ 1654	\$ 1847	\$ 1928	\$ 2014	\$ 2075	\$ 2192	\$ 2318	\$ 2466	\$ 2768	\$ 3078	\$ 3365	\$ 3974	\$ 145
75.0#	1654	1847	1928	2014	2075	2192	2318	2466	2768	3078	3365	3974	145
75.0#	1720	1913	1993	2080	2142	2257	2384	2531	2835	3143	3430	4040	145
75.0#	1720	1913	1993	2080	2142	2257	2384	2531	2835	3143	3430	4040	145
75.0#	1761	1954	2035	2122	2185	2298	2425	2571	2874	3184	3472	4081	145

75.0#	\$ 1654	\$ 1847	\$ 1928	\$ 2014	\$ 2075	\$ 2192	\$ 2318	\$ 2466	\$ 2768	\$ 3078	\$ 3365	\$ 3974	\$ 145
75.0#	1654	1847	1928	2014	2075	2192	2318	2466	2768	3078	3365	3974	145
75.0#	1720	1913	1993	2080	2142	2257	2384	2531	2835	3143	3430	4040	145
75.0#	1720	1913	1993	2080	2142	2257	2384	2531	2835	3143	3430	4040	145
75.0#	1761	1954	2035	2122	2185	2298	2425	2571	2874	3184	3472	4081	145

INFORMATION

Moisture Barrier	\$145
TB133	\$410

C.O.M. Requirements

C.O.M. yardage requirements listed above are based on plain goods 54" wide. If less than 54" wide or fabrics requiring matching (stripes, plaids, prints, large patterns), additional yardage will be needed. Consult C.O.M. matrix on the Ordering C.O.M. and C.O.L. page for additional yardage needed. For C.O.M. fabric sent to KI-High Point on multiple rolls, add an additional yard of fabric per roll to the yardage requirements.

C.O.L. Requirements

Figure 18 sq. ft. of leather (C.O.L.) for each yard shown (i.e., 4.75 x 18 = 85.5 sq. ft.).

Contrasting Upholstery

When contrasting fabric is chosen, price at highest in-grade.

Minimum Fabric/Leather Quantity

Minimum order for fabric is 1 yard. Minimum order for leather is 1 hide (approximately 50 sq. ft.).

California TB133 Fire Safety Code

The above seating products can be manufactured using the appropriate flame-retardant materials and fabric selections for compliance to California Technical Bulletin 133. Add "FR" to end of model number and add upcharge. Please contact KI customer service for fabric compliance. Not available with moisture barrier. Nano-Text treatments can be used when TB133 is required.

Tablet Arm

Tablet is left facing (right-handed) - standard. Tablet is figured laminated wood veneer bowfront - standard. Available in all standard KI wood finishes - specify. For tablet options/specifications, refer to table specifications. Talent is removable - standard. Chair will be produced with left facing/right handed tablet unless reverse is

specified.

Construction

Frames of kiln-dried hardwood and laminated wood veneer. Cushioning of multiple densities of polyurethane foam and Dacron fiber. Attached back, loose seat reversible in fabric.

Semi-Attached Cushions

Seat cushions may be semi-attached as an option, using snap and "D" ring. Seat cushions may be permanently attached as a custom option at \$29 list upcharge per cushion. Contact KI customer service for permanently attached cushion custom option.

SPECIAL SERVICES

Special Carton Marking

With specially marked information N/C

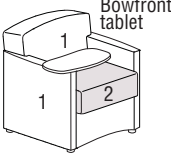
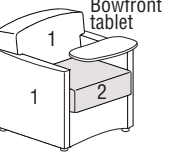
Shipping

Shipped **assembled freight prepaid f.o.b. High Point, North Carolina 27263** factory. Freight class #175.

Specifications and prices are subject to change without prior notice.

Jessa™

Lobby and Lounge Seating

		MODEL NUMBER										
Features		Basic Model	Non-Contrast or Fabric Contrast 1	Fabric Contrast 2	Arm Cap	Wood Finish	Casters	Tablet Arm Type	Tablet Hole Cover	Lam. Color	Edge Color	
	Jessa Tablet, Black	5613T/FC/LFT/JBL	□□□□	□□□□	□□	□□	□□	□□	□□			
	Jessa Tablet, Black Edge	5613T/FC/LFT/JSL	□□□□	□□□□	□□	□□	□□	□□	□□	□□		
	Bowfront Tablet	5613T/FC/LFT/BFL	□□□□	□□□□	□□	□□	□□	□□	□□	□□	□□	
	Teardrop Tablet	5613T/FC/LFT/TDL	□□□□	□□□□	□□	□□	□□	□□	□□	□□	□□	
	Teardrop Tab, Black Edge	5613T/FC/LFT/TDLE	□□□□	□□□□	□□	□□	□□	□□	□□	□□		
JESS												
Lounge Chair with Laminate Tablet												
Arm - Contrast - LEFT FACING (Standard)												
<ul style="list-style-type: none"> 1 = Body (Fabric Contrast 1) C.O.M. = 4 yd 2 = Seat (Fabric Contrast 2) C.O.M. = 1.5 yd Jessa tablet (JBL): black top and T-molding edge (standard) Jessa tablet (JSL): select laminate/black T-mold edge Bowfront tablet (BFL): select laminate/edge color Teardrop tablet (TDL): select laminate/edge color Teardrop tablet (TDLE): select lam/black T-mold edge 												
	Jessa Tablet, Black	5613T/FC/RFT/JBL	□□□□	□□□□	□□	□□	□□	□□	□□			
	Jessa Tablet, Black Edge	5613T/FC/RFT/JSL	□□□□	□□□□	□□	□□	□□	□□	□□	□□		
	Bowfront Tablet	5613T/FC/RFT/BFL	□□□□	□□□□	□□	□□	□□	□□	□□	□□	□□	
	Teardrop Tablet	5613T/FC/RFT/TDL	□□□□	□□□□	□□	□□	□□	□□	□□	□□	□□	
	Teardrop Tab, Black Edge	5613T/FC/RFT/TDLE	□□□□	□□□□	□□	□□	□□	□□	□□	□□		
JESS												
Lounge Chair with Laminate Tablet												
Arm - Contrast - RIGHT FACING												
<ul style="list-style-type: none"> 1 = Body (Fabric Contrast 1) C.O.M. = 4 yd 2 = Seat (Fabric Contrast 2) C.O.M. = 1.5 yd Same tablet options as above 												
A B C D E F G H I J												

HOW TO ORDER

Indicate the following information on order form:

- Quantity of each item.
- Model number, including options. See "How To Build a Model Number".
- Any special service required.

Note: • The □ indicates that a choice is required.

- The absence of the □ indicates that no choice is required.
- Alpha-numeric characters in place of □ indicate that no other alternatives are available.

HOW TO BUILD A MODEL NUMBER

A Select basic model.

B Select non-contrast or fabric contrast 1.
Refer to color addendum at ki.com or KI Fabrics & Finishes binder.

C Select fabric contrast 2.
Refer to color addendum at ki.com or KI Fabrics & Finishes binder.

D Select wood armcaps.
NWA - No wood armcaps
WA - Wood armcaps (per pair); add \$216

E Select wood finish color.
Refer to color addendum at ki.com or KI Fabrics & Finishes binder.
For Kensington Maple add upcharge.

F Select casters.
NCST - No casters (standard)
FCST - Front casters; add \$108

RCST - Rear casters; add \$108
FRCST - Front and rear casters; add \$216

G Select tablet type.
RA - Removable arm (standard)
NR - Non-removable arm; add \$22
AT - Articulating arm; add \$37

H Select tablet connection hole cover.
NTP - No tablet hole cover
TP - Tablet hole cover; add \$52
NTP is automatically selected if Non-removable Arm (NR) is chosen.

I Select laminate color.
Refer to color addendum at ki.com or KI Fabrics & Finishes binder.

J Select wood edge finish
Refer to color addendum at ki.com or KI Fabrics & Finishes binder.

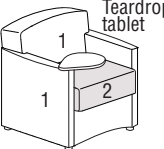
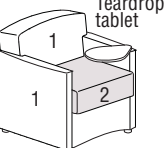
KENSINGTON MAPLE UPCHARGE

Kensington Maple requires extended leadtimes.

Model	
5623/NC	\$53
5633/NC	\$53
5643/NC	\$53
5613T/NC	\$53
5623/FC	\$53
5633/FC	\$53
5643/FC	\$53
5613T/FC	\$53

Jessa™

Lobby and Lounge Seating

	Features	MODEL NUMBER									Approx. Packaged Weight
		Basic Model	Non-Contrast or Fabric Contrast 1	Fabric Contrast 2	Arm Cap	Wood Finish	Casters	Tablet Arm Type	Tablet Hole Cover	Veneer Color	
JESS	Bowfront Tablet	5613T/NC/LFT/BFV	□□□□		□□	□□	□□	□□	□□	□□	75.0#
	Teardrop Tablet	5613T/NC/LFT/TDV	□□□□		□□	□□	□□	□□	□□	□□	75.0#
Lounge Chair with Veneer Tablet Arm - Non-Contrast 4.5 yd - LEFT FACING (Standard)											
JESS	Bowfront Tablet	5613T/NC/RFT/BFV	□□□□		□□	□□	□□	□□	□□	□□	75.0#
	Teardrop Tablet	5613T/NC/RFT/TDV	□□□□		□□	□□	□□	□□	□□	□□	75.0#
Lounge Chair with Veneer Tablet Arm - Non-Contrast 4.5 yd - RIGHT FACING											
	Bowfront Tablet	5613T/FC/LFT/BFV	□□□□	□□□□	□□	□□	□□	□□	□□	□□	75.0#
	Teardrop Tablet	5613T/FC/LFT/TDV	□□□□	□□□□	□□	□□	□□	□□	□□	□□	75.0#
Lounge Chair with Veneer Tablet Arm - Contrast - LEFT FACING (Standard)											
<ul style="list-style-type: none"> 1 = Body (Fabric Contrast 1) C.O.M. = 4 yd 2 = Seat (Fabric Contrast 2) C.O.M. = 1.5 yd 											
	Bowfront Tablet	5613T/FC/RFT/BFV	□□□□	□□□□	□□	□□	□□	□□	□□	□□	75.0#
	Teardrop Tablet	5613T/FC/RFT/TDV	□□□□	□□□□	□□	□□	□□	□□	□□	□□	75.0#
Lounge Chair with Veneer Tablet Arm - Contrast - RIGHT FACING											
<ul style="list-style-type: none"> 1 = Body (Fabric Contrast 1) C.O.M. = 4 yd 2 = Seat (Fabric Contrast 2) C.O.M. = 1.5 yd 											

A

B

C

D

E

F

G

H

I

HOW TO ORDER

Indicate the following information on order form:

1. Quantity of each item.
2. Model number, including options. See "How To Build a Model Number".
3. Any special service required.

Note: • The □ indicates that a choice is required.

- The absence of the □ indicates that no choice is required.
- Alpha-numeric characters in place of □ indicate that no other alternatives are available.

HOW TO BUILD A MODEL NUMBER

A Select basic model.

B Select non-contrast or fabric contrast 1. Refer to color addendum at ki.com or KI Fabrics & Finishes binder.

C Select fabric contrast 2. Refer to color addendum at ki.com or KI Fabrics & Finishes binder.

D Select wood armcaps.
NWA - No wood armcaps
WA - Wood armcaps (per pair); add \$216

E Select wood finish color. Refer to color addendum at ki.com or KI Fabrics & Finishes binder. For Kensington Maple add upcharge.

F Select casters.
NCST - No casters (standard)
FCST - Front casters; add \$108

RCST - Rear casters; add \$108

FRCST - Front and rear casters; add \$216

G Select tablet type.

RA - Removable arm (standard)

NR - Non-removable arm; add \$22

AT - Articulating arm; add \$37

H Select tablet connection hole cover.

NTP - No tablet hole cover

TP - Tablet hole cover; add \$52

NTP is automatically selected if Non-removable Arm (NR) is chosen.

I Select veneer color. Refer to color addendum at ki.com or KI Fabrics & Finishes binder.

KENSINGTON MAPLE UPCHARGE

Kensington Maple requires extended leadtimes.

Model

5623/NC	\$53
5633/NC	\$53
5643/NC	\$53
5613T/NC	\$53
5623/FC	\$53
5633/FC	\$53
5643/FC	\$53
5613T/FC	\$53



Grade C.O.M.	Grade C	Grade D	Grade E & C.O.L.	Grade F	Grade G	Grade H	Grade I	Grade J	Grade K	Grade L Leather	Grade M Leather	Moisture Barrier add to list price
\$ 1761	\$ 1954	\$ 2035	\$ 2122	\$ 2185	\$ 2298	\$ 2425	\$ 2571	\$ 2874	\$ 3184	\$ 3472	\$ 4081	\$ 145
1761	1954	2035	2122	2185	2298	2425	2571	2874	3184	3472	4081	145
\$ 1761	\$ 1954	\$ 2035	\$ 2122	\$ 2185	\$ 2298	\$ 2425	\$ 2571	\$ 2874	\$ 3184	\$ 3472	\$ 4081	\$ 145
1761	1954	2035	2122	2185	2298	2425	2571	2874	3184	3472	4081	145
\$ 1822	\$ 2013	\$ 2096	\$ 2181	\$ 2245	\$ 2357	\$ 2484	\$ 2632	\$ 2934	\$ 3242	\$ 3532	\$ 4142	\$ 145
1822	2013	2096	2181	2245	2357	2484	2632	2934	3242	3532	4142	145
\$ 1822	\$ 2013	\$ 2096	\$ 2181	\$ 2245	\$ 2357	\$ 2484	\$ 2632	\$ 2934	\$ 3242	\$ 3532	\$ 4142	\$ 145
1822	2013	2096	2181	2245	2357	2484	2632	2934	3242	3532	4142	145

INFORMATION

Moisture Barrier \$145
TB133 \$410

C.O.M. Requirements

C.O.M. yardage requirements listed above are based on plain goods 54" wide. If less than 54" wide or fabrics requiring matching (stripes, plaids, prints, large patterns), additional yardage will be needed. Consult C.O.M. matrix on the Ordering C.O.M. and C.O.L. page for additional yardage needed. For C.O.M. fabric sent to KI-High Point on multiple rolls, add an additional yard of fabric per roll to the yardage requirements.

C.O.L. Requirements

Figure 18 sq. ft. of leather (C.O.L.) for each yard shown (i.e., 4.75 x 18 = 85.5 sq. ft.).

Contrasting Upholstery

When contrasting fabric is chosen, price at highest in-grade.

Minimum Fabric/Leather Quantity

Minimum order for fabric is 1 yard. Minimum order for leather is 1 hide (approximately 50 sq. ft.).

California TB133 Fire Safety Code

The above seating products can be manufactured using the appropriate flame-retardant materials and fabric selections for compliance to California Technical Bulletin 133. Add "FR" to end of model number and add upcharge. Please contact KI customer service for fabric compliance. Not available with moisture barrier. Nano-Tex treatments can be used when TB133 is required.

Tablet Arm

Tablet is left facing (right-handed) - standard. Tablet is figured laminated wood veneer bowfront - standard. Available in all standard KI wood finishes - specify. For tablet options/specifications, refer to table specifications. Talent is removable - standard. Chair will be produced with left facing/right handed tablet unless reverse is

specified.

Construction

Frames of kiln-dried hardwood and laminated wood veneer. Cushioning of multiple densities of polyurethane foam and Dacron fiber. Attached back, loose seat reversible in fabric.

Semi-Attached Cushions

Seat cushions may be semi-attached as an option, using snap and "D" ring. Seat cushions may be permanently attached as a custom option at \$29 list upcharge per cushion. Contact KI customer service for permanently attached cushion custom option.

SPECIAL SERVICES

Special Carton Marking

With specially marked information N/C

Shipping

Shipped **assembled freight prepaid f.o.b. High Point, North Carolina 27263** factory. Freight class #175.

Specifications and prices are subject to change without prior notice.

Lyra®
General Information



Lounge Chair
(1423WS)



Lounge Loveseat
(1433US)



Lounge Sofa
(1443US)



Lounge Ottoman
(1420)

General Dimensions				
Seat width	22-1/2"	38"	63-1/2"	
Seat depth	20-1/4"	20-1/4"	20-1/4"	
Seat height	18-1/2"	18-1/2"	18-1/2"	
Arm width	1-3/4"	2-1/2"	2-1/2"	
Arm height	26-1/4" @ highest point	26-1/4" @ highest point	26-1/4" @ highest point	
Overall Dimensions				
Width	29"	45-3/4"	72-1/2"	23"
Depth	30-1/4"	30-1/4"	30-1/4"	18"
Height	31-1/2"	31-1/2"	31-1/2"	17"

GENERAL INFORMATION

The Lyra Collection is a fresh, modern interpretation of a classic design iconography that, through the use of mixed materials, creates a powerful yet understated visual language. Available in 3 base styles: sled (Lounge), wood leg (Parlor), and pedestal (Club) and 3 wood shell configurations; design possibilities are endless.

Club chairs are standard with a swiveling pedestal base with an automatic return.

The Lyral Collection contains a full complement of chairs, sofas, loveseats, and occasional tables featuring wood, metal, and upholstered elements.

UPHOLSTERY INFORMATION

C.O.M. FABRIC

For C.O.M. fabric sent to KI-High Point on multiple rolls, add an additional yard of fabric per roll to the yardage requirements.

Multiple rolls have shorter pieces of fabric on them and do not allow nesting and stacking of the fabric to achieve the best yield as is done with one large roll. This results in yardage shortages and requests for additional fabric from the client, which can hold up the order. For each roll that is sent, one yard needs to be added and needs to be added to one of the rolls, not separately.

Upholstery Finish

Some fabrics and leathers may show slight wrinkling in corners, around the seat, arms, or back, which is normal. With use, comfort wrinkles may occur in seats and backs and give the upholstery a loose appearance.

Fabric Disclaimer

Fabric will be applied as swatched by the fabric manufacturer. Fabric that is required to be applied differently than is swatched will need a Special Cost Request written specifying the direction the fabric is to be applied. The posted standard lead time will apply to the Special Cost Request.

WOOD INFORMATION

Wood Finish

Due to wood being a natural material, slight variations can occur in texture, color, grain configurations, and finish acceptance. Therefore, wood components may vary in tone or character from piece to piece, and no guarantee of exact matches can be made.

Exposed wood back shell is available in beech, maple (Kensington Maple), and walnut (Natural Walnut) on the Club and Lounge chairs only. Painted wood back shell is only available on Club chairs. An upholstered wood shell is available in any of the base type configurations--sled (Lounge), wood leg (Parlor), and pedestal (Club).

Plywood Edge color

The plys on the edge of wood-backed shells will vary in color from the surface of the wood shell. The plys of the plywood shell edge will be visible and may create a wood contrast. If a darker finish is selected, the

plys will not be as visible and the edge will be similar in color as the outer shell.

Materials

Sled (Lounge) and pedestal (Club) bases are steel. Wood leg (Parlor) base is available in beech and maple (Kensington Maple on maple).


**Parlor Chair
(1423UW)**

**Parlor Loveseat
(1433UW)**

**Parlor Sofa
(1443UW)**

**Parlor Ottoman
(1420UW)**

**Club Chair
(1423PP)**

General Dimensions					
Seat width	22-1/2"	38"	63-1/2"		22-1/2"
Seat depth	20-1/4"	20-1/4"	20-1/4"		20-1/4"
Seat height	18-1/2"	18-1/2"	18-1/2"		18-1/2"
Arm width	1-3/4"	2-1/2"	2-1/2"		1-3/4"
Arm height	26-1/4" @ highest point	26-1/4" @ highest point	26-1/4" @ highest point		26-1/4" @ highest point
Overall Dimensions					
Width	29"	45-3/4"	72-1/2"	23"	29"
Depth	30-1/4"	30-1/4"	30-1/4"	18"	30-1/4"
Height	31-1/2"	31-1/2"	31-1/2"	17"	30"

FINISH INFORMATION

SPECIAL FINISH MATCHES

KI can match special finish requests at an upcharge of \$72 List per item, up to 12 or a maximum charge of \$865 List per order per color. Special finish requests must be sent to your KI customer service representative.

Upon receipt from KI, the finishing department will prepare a "strike-off" which will be sent to the customer for approval.

The approval form accompanying the strike-off should be faxed to your KI customer service representative. Upon receipt of the signed approval form, KI will proceed with the order. Disapproved samples may be sent back to KI directly with an explanation of disapproval. A Special Finish Number (SFN) will be assigned to this finish sample for future reference or reorders.

INFORMATION

Warranty

Refer to KI Terms & Conditions document or visit ki.com

Lyra®
General Information



Lounge Table



Parlor Table



Club Table



Lounge Obround Coffee
Table



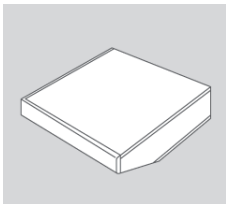
Parlor Obround Coffee
Table

Overall Dimensions

Width

Depth

Height



1-1/2" rigid PVC knife edge

GENERAL INFORMATION

The Lyra Table Collection is available in square (rounded corners) and obround shapes and 3 base styles: sled (Lounge), wood leg (Parlor), and pedestal (Club). Tables are available in veneer or laminated tops. Veneer table tops are available in beech core finishes, maple (Kensington Maple), and walnut (Natural Walnut). Wood legs (Parlor) are available in beech and maple (Kensington Maple) only.

See table price lists pages for overall table dimensions.



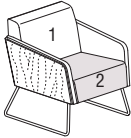
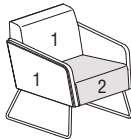
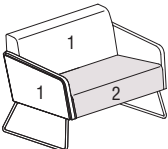
INFORMATION

Warranty

Refer to KI Terms & Conditions document
or visit ki.com

Lyra®

Lounge

				MODEL NUMBER								
	MODEL	Features	COM	Basic Model	Non-Contrast or Fabric Contrast 1	Fabric Contrast 2	Base Finish	Wood Shell Finish	Glide Option	Moisture Barrier		
	Lounge Chair with Exposed Wood Back, Sled Base <ul style="list-style-type: none">1 = Body (Fabric Contrast 1) C.O.M. = 2.5 yd2 = Seat (Fabric Contrast 2) C.O.M. = 1.25 yd	Non-contrast	3.75 yd	1423WS/NC	□□□□		□□	□□□	□□	□□□		
		Contrast		1423WS/FC	□□□□	□□□□	□□	□□□	□□	□□□		
LYRA												
	Lounge Chair with Upholstered Back, Sled Base <ul style="list-style-type: none">1 = Body (Fabric Contrast 1) C.O.M. = 4.25 yd2 = Seat (Fabric Contrast 2) C.O.M. = 1.25 yd	Non-contrast	5.5 yd	1423US/NC	□□□□		□□		□□	□□□		
		Contrast		1423US/FC	□□□□	□□□□	□□		□□	□□□		
LYRA												
	Lounge Loveseat with Upholstered Back, Sled Base <ul style="list-style-type: none">1 = Body (Fabric Contrast 1) C.O.M. = 5.25 yd2 = Seat (Fabric Contrast 2) C.O.M. = 1.5 yd	Non-contrast	6.75 yd	1433US/NC	□□□□		□□		□□	□□□		
		Contrast		1433US/FC	□□□□	□□□□	□□		□□	□□□		
LYRA												
				A	B	C	D	E	F	G		

HOW TO ORDER

Indicate the following information on order form:

1. Quantity of each item.
2. Model number, including options. See "How To Build a Model Number".
3. Any special service required.

Note: • The □ indicates that a choice is required.

- The absence of the □ indicates that no choice is required.
- Alpha-numeric characters in place of □ indicate that no other alternatives are available.

HOW TO BUILD A MODEL NUMBER

A Select basic model.

B Select non-contrast or fabric contrast 1.
Refer to color addendum at ki.com or KI Fabrics & Finishes binder.

C Select fabric contrast 2.
Refer to color addendum at ki.com or KI Fabrics & Finishes binder.

D Select base finish color.
Refer to color addendum at ki.com or KI Fabrics & Finishes binder.

E Select wood shell finish color.
Refer to color addendum at ki.com or KI Fabrics & Finishes binder.

F Select glide option.
NGL - No glides
GNV - Nylon glides (cream color); add \$5

G Select moisture barrier.

MB - Moisture barrier

NMB - No moisture barrier

See pricing column for moisture barrier upcharge.



Approx. Packaged Weight	Grade C.O.M.	Grade C	Grade D	Grade E & C.O.L.	Grade F	Grade G	Grade H	Grade I	Grade J	Grade K	Grade L Leather	Grade M Leather	Moisture Barrier add to list price
85.0#	\$ 2267	\$ 2400	\$ 2434	\$ 2475	\$ 2503	\$ 2557	\$ 2615	\$ 2682	\$ 2819	\$ 2960	\$ 3098	\$ 3375	\$ 160
85.0#	2325	2456	2492	2533	2561	2616	2672	2740	2877	3017	3155	3431	160
85.0#	\$ 2167	\$ 2374	\$ 2430	\$ 2496	\$ 2538	\$ 2627	\$ 2715	\$ 2821	\$ 3043	\$ 3260	\$ 3480	\$ 3917	\$ 160
85.0#	2224	2432	2485	2553	2596	2683	2772	2879	3099	3319	3538	3976	160
140.0#	\$ 3074	\$ 3317	\$ 3378	\$ 3456	\$ 3505	\$ 3607	\$ 3709	\$ 3837	\$ 4089	\$ 4344	\$ 4596	\$ 5104	\$ 186
140.0#	3160	3401	3466	3541	3593	3694	3793	3920	4176	4428	4681	5190	186

INFORMATION

C.O.M. Requirements

C.O.M. yardage requirements listed above are based on plain goods 54" wide. If less than 54" wide or fabrics requiring matching (stripes, plaids, prints, large patterns), additional yardage will be needed. Consult C.O.M. matrix on the Ordering C.O.M. and C.O.L. page for additional yardage needed. For C.O.M. fabric sent to KI-High Point on multiple rolls, add an additional yard of fabric per roll to the yardage requirements.

C.O.L. Requirements

Figure 18 sq. ft. of leather (C.O.L.) for each yard shown (i.e., 4.75 x 18 = 85.5 sq. ft.).

Contrasting Upholstery

When contrasting fabric is chosen, price at highest in-grade.

Minimum Fabric/Leather Quantity

Minimum order for fabric is 1 yard. Minimum order for leather is 1 hide (approx-

mately 50 sq. ft.).

Construction

Frame constructed of kiln-dried hardwood and furniture-grade plywood. Cushioning of multiple densities of polyurethane foam and Dacron fiber.

Note

The Lyra Lounge Collection is available in exposed wood back and upholstered back shell. The Lounge Collection sled base can be specified in powdercoat paint and chrome. See color addendum at ki.com for finish options.

SPECIAL SERVICES

Special Carton Marking

With specially marked information N/C

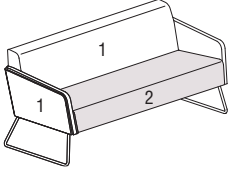
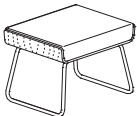
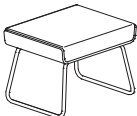
Shipping

Shipped **assembled freight prepaid f.o.b. High Point, North Carolina 27263** factory. Freight class #175.

Specifications and prices are subject to change without prior notice.

Lyra®

Lounge

MODEL	Features	COM	MODEL NUMBER							
			Basic Model	Non-Contrast or Fabric Contrast 1	Fabric Contrast 2	Base Finish	Wood Shell Finish	Glide Option	Moisture Barrier	
 <p>Lounge Sofa with Upholstered Back, Sled Base</p> <ul style="list-style-type: none"> 1 = Body (Fabric Contrast 1) C.O.M. = 6.5 yd 2 = Seat (Fabric Contrast 2) C.O.M. = 2.25 yd 	Non-contrast	8.75 yd	1443US/NC	□□□□		□□		□□	□□□	
	Contrast		1443US/FC	□□□□	□□□□	□□		□□	□□□	
LYRA										
 <p>Lounge Ottoman with Wood Shell, Sled Base</p>		.75 yd	1420WS	□□□□		□□	□□□	□□	□□□	
LYRA										
 <p>Lounge Ottoman with Upholstered Shell, Sled Base</p>		1.25 yd	1420US	□□□□		□□		□□	□□□	
LYRA										
				A	B	C	D	E	F	G

HOW TO ORDER

Indicate the following information on order form:

1. Quantity of each item.
2. Model number, including options. See "How To Build a Model Number".
3. Any special service required.

Note: • The □ indicates that a choice is required.

- The absence of the □ indicates that no choice is required.
- Alpha-numeric characters in place of □ indicate that no other alternatives are available.

HOW TO BUILD A MODEL NUMBER

- A** Select basic model.

- B** Select non-contrast or fabric contrast 1.
Refer to color addendum at ki.com or KI Fabrics & Finishes binder.

- C** Select fabric contrast 2.
Refer to color addendum at ki.com or KI Fabrics & Finishes binder.

- D** Select base finish color.
Refer to color addendum at ki.com or KI Fabrics & Finishes binder.

- E** Select wood shell finish color.
Refer to color addendum at ki.com or KI Fabrics & Finishes binder.

- F** Select glide option.
NGL - No glides
GNV - Nylon glides (cream color); add \$5

- G** Select moisture barrier.

MB - Moisture barrier

NMB - No moisture barrier

See pricing column for moisture barrier upcharge.



Approx. Packaged Weight	Grade C.O.M.	Grade C	Grade D	Grade E & C.O.L.	Grade F	Grade G	Grade H	Grade I	Grade J	Grade K	Grade L Leather	Grade M Leather	Moisture Barrier add to list price
195.0#	\$ 3710	\$ 4004	\$ 4083	\$ 4177	\$ 4238	\$ 4363	\$ 4488	\$ 4643	\$ 4955	\$ 5266	\$ 5577	\$ 6200	\$ 199
195.0#	3817	4114	4190	4284	4347	4471	4596	4751	5062	5374	5685	6308	199
35.0#	\$ 1415	\$ 1458	\$ 1471	\$ 1485	\$ 1495	\$ 1511	\$ 1532	\$ 1554	\$ 1600	\$ 1646	\$ 1692	\$ 1784	\$ 144
35.0#	\$ 1143	\$ 1210	\$ 1227	\$ 1249	\$ 1262	\$ 1290	\$ 1317	\$ 1352	\$ 1422	\$ 1491	\$ 1559	\$ 1698	\$ 144

INFORMATION

C.O.M. Requirements

C.O.M. yardage requirements listed above are based on plain goods 54" wide. If less than 54" wide or fabrics requiring matching (stripes, plaids, prints, large patterns), additional yardage will be needed. Consult C.O.M. matrix on the Ordering C.O.M. and C.O.L. page for additional yardage needed. For C.O.M. fabric sent to KI-High Point on multiple rolls, add an additional yard of fabric per roll to the yardage requirements.

C.O.L. Requirements

Figure 18 sq. ft. of leather (C.O.L.) for each yard shown (i.e., 4.75 x 18 = 85.5 sq. ft.).

Contrasting Upholstery

When contrasting fabric is chosen, price at highest in-grade.

Minimum Fabric/Leather Quantity

Minimum order for fabric is 1 yard. Minimum order for leather is 1 hide (approx-

mately 50 sq. ft.).

Construction

Frame constructed of kiln-dried hardwood and furniture-grade plywood. Cushioning of multiple densities of polyurethane foam and Dacron fiber.

Note

The Lyra Lounge Collection is available in exposed wood back and upholstered back shell. The Lounge Collection sled base can be specified in powdercoat paint and chrome. See color addendum at ki.com for finish options.

SPECIAL SERVICES

Special Carton Marking

With specially marked information N/C

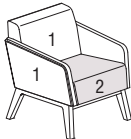
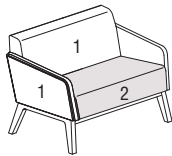
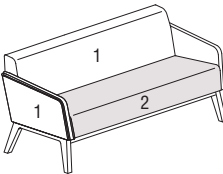

Shipping

Shipped **assembled freight prepaid f.o.b. High Point, North Carolina 27263** factory. Freight class #175.

Specifications and prices are subject to change without prior notice.

Lyra®

Parlor

				MODEL NUMBER					
MODEL	Features	COM	Basic Model	Non-Contrast or Fabric Contrast 1	Fabric Contrast 2	Wood Leg Finish	Moisture Barrier	Approx. Packaged Weight	
	Parlor Chair with Upholstered Back, Wood Leg Base	Non-contrast	5.5 yd	1423UW/NC	□□□□		□□□	□□□	91.0#
		Contrast		1423UW/FC	□□□□	□□□□	□□□	□□□	91.0#
	• 1 = Body (Fabric Contrast 1) C.O.M. = 4.25 yd								
	• 2 = Seat (Fabric Contrast 2) C.O.M. = 1.25 yd								
LYRA									
	Parlor Loveseat with Upholstered Back, Wood Leg Base	Non-contrast	6.75 yd	1433UW/NC	□□□□		□□□	□□□	145.0#
		Contrast		1433UW/FC	□□□□	□□□□	□□□	□□□	145.0#
	• 1 = Body (Fabric Contrast 1) C.O.M. = 5.25 yd								
	• 2 = Seat (Fabric Contrast 2) C.O.M. = 1.5 yd								
LYRA									
	Parlor Sofa with Upholstered Back, Wood Leg Base	Non-contrast	8.75 yd	1443UW/NC	□□□□		□□□	□□□	195.0#
		Contrast		1443UW/FC	□□□□	□□□□	□□□	□□□	195.0#
	• 1 = Body (Fabric Contrast 1) C.O.M. = 6.5 yd								
	• 2 = Seat (Fabric Contrast 2) C.O.M. = 2.25 yd								
LYRA									
	Parlor Ottoman with Upholstered Shell, Wood Leg Base		1.25 yd	1420UW	□□□□		□□□	□□□	40.0#
LYRA									
				A	B	C	D	E	

HOW TO ORDER

Indicate the following information on order form:

1. Quantity of each item.
2. Model number, including options. See "How To Build a Model Number".
3. Any special service required.

Note: • The □ indicates that a choice is required.

- The absence of the □ indicates that no choice is required.
- Alpha-numeric characters in place of □ indicate that no other alternatives are available.

HOW TO BUILD A MODEL NUMBER

- A** Select basic model.
- B** Select non-contrast or fabric contrast 1.
Refer to color addendum at ki.com or KI Fabrics & Finishes binder.
- C** Select fabric contrast 2.
Refer to color addendum at ki.com or KI Fabrics & Finishes binder.
- D** Select wood leg finish color.
Refer to color addendum at ki.com or KI Fabrics & Finishes binder.
For Kensington Maple add upcharge.
- E** Select moisture barrier.
- | | |
|------------|-----------------------|
| MB | - Moisture Barrier |
| NMB | - No moisture barrier |
- See pricing column for moisture barrier upcharge.

KENSINGTON MAPLE UPCHARGE

Kensington Maple requires extended leadtimes.

Model	
1423UW/NC	\$74
1423UW/FC	\$74
1433UW/NC	\$100
1433UW/FC	\$100
1443UW/NC	\$157
1443UW/FC	\$157
1420UW/NC	\$57
1420UW/FC	\$57



Grade C.O.M.	Grade C	Grade D	Grade E & C.O.L.	Grade F	Grade G	Grade H	Grade I	Grade J	Grade K	Grade L Leather	Grade M Leather	Moisture Barrier add to list price
\$ 2361	\$ 2570	\$ 2624	\$ 2690	\$ 2735	\$ 2821	\$ 2910	\$ 3020	\$ 3239	\$ 3458	\$ 3676	\$ 4116	\$ 178
2419	2628	2682	2748	2791	2879	2967	3078	3296	3514	3734	4174	178
\$ 3415	\$ 3657	\$ 3719	\$ 3795	\$ 3846	\$ 3946	\$ 4050	\$ 4177	\$ 4428	\$ 4682	\$ 4937	\$ 5443	\$ 186
3501	3742	3805	3881	3933	4032	4133	4262	4516	4769	5024	5530	186
\$ 4112	\$ 4405	\$ 4484	\$ 4578	\$ 4640	\$ 4764	\$ 4888	\$ 5043	\$ 5355	\$ 5667	\$ 5977	\$ 6600	\$ 202
4219	4514	4592	4687	4748	4873	4997	5153	5463	5775	6086	6709	202
\$ 1172	\$ 1239	\$ 1256	\$ 1276	\$ 1290	\$ 1317	\$ 1347	\$ 1379	\$ 1448	\$ 1519	\$ 1588	\$ 1726	\$ 144

INFORMATION

C.O.M. Requirements

C.O.M. yardage requirements listed above are based on plain goods 54" wide. If less than 54" wide or fabrics requiring matching (stripes, plaids, prints, large patterns), additional yardage will be needed. Consult C.O.M. matrix on the Ordering C.O.M. and C.O.L. page for additional yardage needed. For C.O.M. fabric sent to KI-High Point on multiple rolls, add an additional yard of fabric per roll to the yardage requirements.

C.O.L. Requirements

Figure 18 sq. ft. of leather (C.O.L.) for each yard shown (i.e., 4.75 x 18 = 85.5 sq. ft.).

Contrasting Upholstery

When contrasting fabric is chosen, price at highest in-grade.

Minimum Fabric/Leather Quantity

Minimum order for fabric is 1 yard. Minimum order for leather is 1 hide (approx-

mately 50 sq. ft.).

Construction

Frame constructed of kiln-dried hardwood and furniture-grade plywood. Cushioning of multiple densities of polyurethane foam and Dacron fiber.

Note

The Lyra Parlor Collection is available in upholstered back with wood legs only. The wood leg base is available in beech and maple (Kensington Maple) only. See color addendum at ki.com for finish options.

SPECIAL SERVICES

Special Carton Marking

With specially marked information N/C



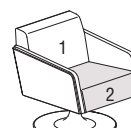
Shipping

Shipped **assembled freight prepaid f.o.b. High Point, North Carolina 27263** factory. Freight class #175.

Specifications and prices are subject to change without prior notice.

Lyra®

Club

				MODEL NUMBER							
				Basic Model	Non-Contrast or Fabric Contrast 1	Fabric Contrast 2	Base Finish	Wood Shell Finish	Painted Shell Color	Moisture Barrier	
MODEL	Features	COM									
 LYRA	Club Chair with Exposed Wood Back, Pedestal Base	Non-contrast	3.75 yd	1423WP/NC	□□□□		□□	□□□		□□□	
	• 1 = Body (Fabric Contrast 1) C.O.M. = 2.5 yd	Contrast		1423WP/FC	□□□□	□□□□	□□	□□□		□□□	
	• 2 = Seat (Fabric Contrast 2) C.O.M. = 1.25 yd										
 LYRA	Club Chair with Upholstered Back, Pedestal Base	Non-contrast	5.5 yd	1423UP/NC	□□□□		□□			□□□	
	• 1 = Body (Fabric Contrast 1) C.O.M. = 4.25 yd	Contrast		1423UP/FC	□□□□	□□□□	□□			□□□	
	• 2 = Seat (Fabric Contrast 2) C.O.M. = 1.25 yd										
 LYRA	Club Chair with Painted Back, Pedestal Base	Non-contrast	3.75 yd	1423PP/NC	□□□□		□□		□□	□□□	
	• 1 = Body (Fabric Contrast 1) C.O.M. = 2.5 yd	Contrast		1423PP/FC	□□□□	□□□□	□□		□□	□□□	
	• 2 = Seat (Fabric Contrast 2) C.O.M. = 1.25 yd										
				A	B	C	D	E	F	G	

HOW TO ORDER

Indicate the following information on order form:

1. Quantity of each item.
2. Model number, including options. See "How To Build a Model Number".
3. Any special service required.

Note: • The □ indicates that a choice is required.

- The absence of the □ indicates that no choice is required.
- Alpha-numeric characters in place of □ indicate that no other alternatives are available.

HOW TO BUILD A MODEL NUMBER

A Select basic model.

B Select non-contrast or fabric contrast 1.
Refer to color addendum at ki.com or KI Fabrics & Finishes binder.

C Select fabric contrast 2.
Refer to color addendum at ki.com or KI Fabrics & Finishes binder.

D Select base finish color.
Refer to color addendum at ki.com or KI Fabrics & Finishes binder.
Pedestal base Chrome frame; add \$298.

E Select wood shell finish color.
Refer to color addendum at ki.com or KI Fabrics & Finishes binder.

F Select wood shell paint color.
Refer to color addendum at ki.com or KI Fabrics & Finishes binder.

G Select moisture barrier.

MB - Moisture Barrier

NMB - No moisture barrier

See pricing column for moisture barrier upcharge.



Approx. Packaged Weight	Grade C.O.M.	Grade C	Grade D	Grade E & C.O.L.	Grade F	Grade G	Grade H	Grade I	Grade J	Grade K	Grade L Leather	Grade M Leather	Moisture Barrier add to list price
100.0#	\$ 2349	\$ 2481	\$ 2516	\$ 2557	\$ 2585	\$ 2641	\$ 2694	\$ 2766	\$ 2905	\$ 3043	\$ 3181	\$ 3457	\$ 160
100.0#	2407	2538	2573	2616	2642	2697	2753	2821	2961	3099	3238	3513	160
100.0#	\$ 2473	\$ 2681	\$ 2736	\$ 2803	\$ 2846	\$ 2931	\$ 3021	\$ 3130	\$ 3348	\$ 3567	\$ 3787	\$ 4225	\$ 178
100.0#	2531	2739	2794	2859	2904	2990	3079	3186	3407	3625	3844	4282	178
100.0#	\$ 2349	\$ 2481	\$ 2516	\$ 2557	\$ 2585	\$ 2641	\$ 2694	\$ 2766	\$ 2905	\$ 3043	\$ 3181	\$ 3457	\$ 160
100.0#	2407	2538	2573	2616	2642	2697	2753	2821	2961	3099	3238	3513	160

INFORMATION

C.O.M. Requirements

C.O.M. yardage requirements listed above are based on plain goods 54" wide. If less than 54" wide or fabrics requiring matching (stripes, plaids, prints, large patterns), additional yardage will be needed. Consult C.O.M. matrix on the Ordering C.O.M. and C.O.L. page for additional yardage needed. For C.O.M. fabric sent to KI-High Point on multiple rolls, add an additional yard of fabric per roll to the yardage requirements.

C.O.L. Requirements

Figure 18 sq. ft. of leather (C.O.L.) for each yard shown (i.e., 4.75 x 18 = 85.5 sq. ft.).

Contrasting Upholstery

When contrasting fabric is chosen, price at highest in-grade.

Minimum Fabric/Leather Quantity

Minimum order for fabric is 1 yard. Minimum order for leather is 1 hide (approx-

mately 50 sq. ft.).

Construction

Frame constructed of kiln-dried hardwood and furniture-grade plywood. Cushioning of multiple densities of polyurethane foam and Dacron fiber.

Note

The Lyra Club Collection is available in an exposed wood back, upholstered back, or painted wood back. The pedestal base can be specified in powdercoat paint or chrome. See color addendum at ki.com for finish options.

SPECIAL SERVICES

Special Carton Marking

With specially marked information N/C

Shipping

Shipped **assembled freight prepaid f.o.b. High Point, North Carolina 27263** factory. Freight class #175.

Specifications and prices are subject to change without prior notice.

Lyra®
Replacement Parts

MODEL		MODEL NUMBER			Approx. Packaged Weight			Grade C.O.M.		Grade C	
		Basic Model	Non-Contrast or Fabric Contrast 1	Moisture Barrier							
LYRP	Lounge or Parlor Chair - Replacement Interior Back	1423-BK	□□□□	□□□	0.0#	\$	604	\$	659		
LYRP	Club Chair - Replacement Interior Back	1423P-BK	□□□□	□□□	0.0#	\$	588	\$	644		
LYRP	Lounge, Parlor or Club Chair - Replace- ment Seat	1423-ST	□□□□	□□□	0.0#	\$	587	\$	642		
LYRP	Lounge, Parlor or Club Chair - Replace- ment Arms (pair)	1423-AR	□□□□	□□□	0.0#	\$	702	\$	758		
LYRP	Loveseat - Replacement Interior Back	1433-BK	□□□□	□□□	0.0#	\$	739	\$	814		
LYRP	Loveseat - Replacement Seat	1433-ST	□□□□	□□□	0.0#	\$	860	\$	926		
LYRP	Sofa - Replacement Interior Back	1443-BK	□□□□	□□□	0.0#	\$	889	\$	987		
LYRP	Sofa - Replacement Seat	1443-ST	□□□□	□□□	0.0#	\$	1121	\$	1218		
LYRP	Loveseat or Sofa - Replacement Arms (pair)	1443-AR	□□□□	□□□	0.0#	\$	759	\$	813		
		A	B	C							

HOW TO ORDER

Indicate the following information on order form:

1. Quantity of each item.
2. Model number, including options. See “How To Build a Model Number”.
3. Any special service required.

Note:

- The □ indicates that a choice is required.
- The absence of the □ indicates that no choice is required.
- Alpha-numeric characters in place of □ indicate that no other alternatives are available.

HOW TO BUILD A MODEL NUMBER

- A** Select basic model.
- B** Select non-contrast or fabric contrast 1.
Refer to color addendum at [ki.com](#) or KI Fabrics & Finishes binder.
- C** Select moisture barrier.
- | | |
|------------|-----------------------|
| MB | - Moisture Barrier |
| NMB | - No moisture barrier |
- See pricing column for moisture barrier upcharge.



Grade D	Grade E & C.O.L.	Grade F	Grade G	Grade H	Grade I	Grade J	Grade K	Grade L Leather	Grade M Leather	Moisture Barrier add to list price
\$ 672	\$ 689	\$ 699	\$ 724	\$ 746	\$ 776	\$ 833	\$ 890	\$ 949	\$ 1064	\$ 140
\$ 660	\$ 676	\$ 688	\$ 710	\$ 734	\$ 761	\$ 820	\$ 878	\$ 935	\$ 1050	\$ 140
\$ 659	\$ 675	\$ 686	\$ 709	\$ 733	\$ 760	\$ 819	\$ 877	\$ 934	\$ 1049	\$ 140
\$ 770	\$ 790	\$ 800	\$ 824	\$ 848	\$ 877	\$ 934	\$ 990	\$ 1048	\$ 1164	\$ 140
\$ 835	\$ 859	\$ 876	\$ 908	\$ 939	\$ 981	\$ 1062	\$ 1140	\$ 1223	\$ 1383	\$ 146
\$ 943	\$ 966	\$ 979	\$ 1006	\$ 1034	\$ 1069	\$ 1137	\$ 1207	\$ 1276	\$ 1414	\$ 144
\$ 1014	\$ 1044	\$ 1065	\$ 1107	\$ 1147	\$ 1200	\$ 1305	\$ 1409	\$ 1512	\$ 1720	\$ 151
\$ 1246	\$ 1274	\$ 1297	\$ 1336	\$ 1379	\$ 1431	\$ 1536	\$ 1639	\$ 1743	\$ 1950	\$ 151
\$ 827	\$ 847	\$ 857	\$ 881	\$ 905	\$ 933	\$ 989	\$ 1046	\$ 1106	\$ 1221	\$ 140

INFORMATION

C.O.M. Requirements

C.O.M. yardage requirements listed above are based on plain goods 54" wide. If less than 54" wide or fabrics requiring matching (stripes, plaids, prints, large patterns), additional yardage will be needed. Consult C.O.M. matrix on the Ordering C.O.M. and C.O.L. page for additional yardage needed. For C.O.M. fabric sent to KI-High Point on multiple rolls, add an additional yard of fabric per roll to the yardage requirements.

C.O.L. Requirements

Figure 18 sq. ft. of leather (C.O.L.) for each yard shown (i.e., 4.75 x 18 = 85.5 sq. ft.).

Minimum Fabric/Leather Quantity

Minimum order for fabric is 1 yard. Minimum order for leather is 1 hide (approximately 50 sq. ft.).

SPECIAL SERVICES

Special Carton Marking



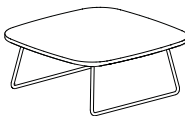
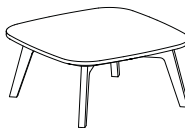

With specially marked information N/C

Shipping

Shipped **assembled freight prepaid f.o.b. High Point, North Carolina 27263** factory. Freight class #175.

Specifications and prices are subject to change without prior notice.

Lyra®
Tables-Laminate

			MODEL NUMBER					
			Basic Model	Laminate Color	Base Finish	Wood Leg Finish	Glide Option	
 LYFS	Lounge Small End Table (Laminate Top), Sled Base	20 x 20 x 18"	1412S	<input type="checkbox"/> <input type="checkbox"/> <input type="checkbox"/>	<input type="checkbox"/> <input type="checkbox"/>		<input type="checkbox"/> <input type="checkbox"/>	35.0#
 LYFS	Parlor Small End Table (Laminate Top), Wood Leg Base	20 x 20 x 18"	1412W	<input type="checkbox"/> <input type="checkbox"/> <input type="checkbox"/>		<input type="checkbox"/> <input type="checkbox"/> <input type="checkbox"/>		40.0#
 LYFS	Lounge Medium End Table (Laminate Top), Sled Base	31 x 31 x 13"	1414S	<input type="checkbox"/> <input type="checkbox"/> <input type="checkbox"/>	<input type="checkbox"/> <input type="checkbox"/>		<input type="checkbox"/> <input type="checkbox"/>	55.0#
 LYFS	Parlor Medium End Table (Laminate Top), Wood Leg Base	31 x 31 x 13"	1414W	<input type="checkbox"/> <input type="checkbox"/> <input type="checkbox"/>		<input type="checkbox"/> <input type="checkbox"/> <input type="checkbox"/>		60.0#
 LYFS	Club Medium End Table (Laminate Top), Pedestal Base	31 x 31 x 13"	1414P	<input type="checkbox"/> <input type="checkbox"/> <input type="checkbox"/>	<input type="checkbox"/> <input type="checkbox"/>			65.0#
			A	B	C	D	E	

HOW TO ORDER

Indicate the following information on order form:

1. Quantity of each item.
2. Model number, including options. See "How To Build a Model Number".
3. Any special service required.

Note:

- The ☐ indicates that a choice is required.
- The absence of the ☐ indicates that no choice is required.
- Alpha-numeric characters in place of ☐ indicate that no other alternatives are available.

HOW TO BUILD A MODEL NUMBER

- A** Select basic model.
- B** Select laminate color.
Refer to color addendum at ki.com or KI Fabrics & Finishes binder.
- C** Select base finish color.
Refer to color addendum at ki.com or KI Fabrics & Finishes binder.
Pedestal base Chrome frame; add \$298.
- D** Select wood leg finish color.
Refer to color addendum at ki.com or KI Fabrics & Finishes binder.
For Kensington Maple add upcharge.
- E** Select glide option.
- | | |
|------------|---------------------------------------|
| NGL | - No glides |
| GNV | - Nylon glides (cream color); add \$5 |

KENSINGTON MAPLE UPCHARGE

Kensington Maple requires extended leadtimes.

Model	
1402W	\$158
1404W	\$182
1407W	\$191
1408W	\$208
1412W	\$144
1414W	\$175
1417W	\$191
1418W	\$201



Delivered Pricing	
\$	794
\$	871
\$	923
\$	968
\$	1171

SPECIAL SERVICES

Special Carton Marking

With specially marked information N/C

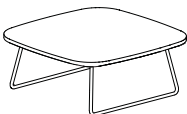


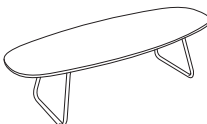

Shipping

Shipped **assembled freight prepaid f.o.b. High Point, North Carolina 27263** factory. Freight class #175.

Specifications and prices are subject to change without prior notice.

Lyra®

Tables-Laminate

			MODEL NUMBER					Approx. Packaged Weight
			Basic Model	Laminate Color	Base Finish	Wood Leg Finish	Glide Option	
 LYFS	Lounge Large End Table (Laminate Top), Sled Base	36 x 36 x 13"	1417S	□□□	□□		□□	70.0#
 LYFS	Parlor Large End Table (Laminate Top), Wood Leg Base	36 x 36 x 13"	1417W	□□□		□□□		75.0#
 LYFS	Club Large End Table (Laminate Top), Pedestal Base	36 x 36 x 13"	1417P	□□□	□□			80.0#
 LYFS	Lounge Obround Coffee Table (Laminate Top), Sled Base	54 x 20 x 13"	1418S	□□□	□□		□□	60.0#
 LYFS	Parlor Obround Coffee Table (Laminate Top), Wood Leg Base	54 x 20 x 13"	1418W	□□□		□□□		65.0#
			A	B	C	D	E	

HOW TO ORDER

Indicate the following information on order form:

1. Quantity of each item.
2. Model number, including options. See "How To Build a Model Number".
3. Any special service required.

Note: • The □ indicates that a choice is required.

- The absence of the □ indicates that no choice is required.
- Alpha-numeric characters in place of □ indicate that no other alternatives are available.

HOW TO BUILD A MODEL NUMBER

- A** Select basic model.
- B** Select laminate color.
Refer to color addendum at ki.com or KI Fabrics & Finishes binder.
- C** Select base finish color.
Refer to color addendum at ki.com or KI Fabrics & Finishes binder.
Pedestal base Chrome frame; add \$298.
- D** Select wood leg finish color.
Refer to color addendum at ki.com or KI Fabrics & Finishes binder.
For Kensington Maple add upcharge.
- E** Select glide option.
- | | |
|------------|---------------------------------------|
| NGL | - No glides |
| GNV | - Nylon glides (cream color); add \$5 |

KENSINGTON MAPLE UPCHARGE

Kensington Maple requires extended leadtimes.

Model	
1402W	\$158
1404W	\$182
1407W	\$191
1408W	\$208
1412W	\$144
1414W	\$175
1417W	\$191
1418W	\$201



Delivered Pricing	
\$ 1055	
\$ 1063	
\$ 1247	
\$ 1159	
\$ 1112	

SPECIAL SERVICES

Special Carton Marking

With specially marked information N/C



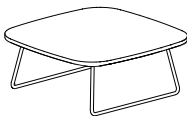
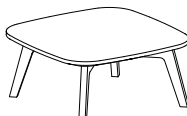

Shipping

Shipped **assembled freight prepaid f.o.b. High Point, North Carolina 27263** factory. Freight class #175.

Specifications and prices are subject to change without prior notice.

Lyra®

Tables-Veneer

			MODEL NUMBER				Approx. Packaged Weight
			Basic Model	Veneer Color	Base Finish	Glide Option	
	Lounge Small End Table (Veneer Top), Sled Base	20 x 20 x 18"	1402S	<input type="checkbox"/> <input type="checkbox"/> <input type="checkbox"/>	<input type="checkbox"/> <input type="checkbox"/>	<input type="checkbox"/> <input type="checkbox"/>	35.0#
LYFS							
	Parlor Small End Table (Veneer Top), Wood Leg Base	20 x 20 x 18"	1402W	<input type="checkbox"/> <input type="checkbox"/> <input type="checkbox"/>			40.0#
LYFS							
	Lounge Medium End Table (Veneer Top), Sled Base	31 x 31 x 13"	1404S	<input type="checkbox"/> <input type="checkbox"/> <input type="checkbox"/>	<input type="checkbox"/> <input type="checkbox"/>	<input type="checkbox"/> <input type="checkbox"/>	55.0#
LYFS							
	Parlor Medium End Table (Veneer Top), Wood Leg Base	31 x 31 x 13"	1404W	<input type="checkbox"/> <input type="checkbox"/> <input type="checkbox"/>			60.0#
LYFS							
	Club Medium End Table (Veneer Top), Pedestal Base	31 x 31 x 13"	1404P	<input type="checkbox"/> <input type="checkbox"/> <input type="checkbox"/>	<input type="checkbox"/> <input type="checkbox"/>		65.0#
LYFS							
			A	B	C	D	

HOW TO ORDER

Indicate the following information on order form:

1. Quantity of each item.
2. Model number, including options. See "How To Build a Model Number".
3. Any special service required.

Note: • The ☐ indicates that a choice is required.
• The absence of the ☐ indicates that no choice is required.
• Alpha-numeric characters in place of ☐ indicate that no other alternatives are available.

HOW TO BUILD A MODEL NUMBER

- A** Select basic model.
- B** Select veneer color.
Refer to color addendum at ki.com or KI Fabrics & Finishes binder.
Wood leg finish always matches veneer finish.
- C** Select base finish color.
Refer to color addendum at ki.com or KI Fabrics & Finishes binder.
Pedestal base Chrome frame; add \$298.
- D** Select glide option.
NGL - No glides
GNV - Nylon glides (cream color); add \$5

KENSINGTON MAPLE UPCHARGE

Kensington Maple requires extended leadtimes.

Model	
1402W	\$158
1404W	\$182
1407W	\$191
1408W	\$208
1412W	\$144
1414W	\$175
1417W	\$191
1418W	\$201



Delivered Pricing	
\$	726
\$	793
\$	983
\$	1007
\$	1172

SPECIAL SERVICES

Special Carton Marking

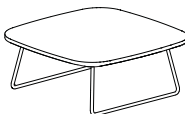


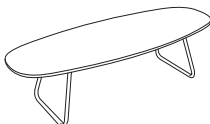

With specially marked information N/C

Shipping

Shipped **assembled freight prepaid f.o.b. High Point, North Carolina 27263** factory. Freight class #175.

Specifications and prices are subject to change without prior notice.

Lyra®
Tables-Veneer

			MODEL NUMBER				Approx. Packaged Weight
			Basic Model	Veneer Color	Base Finish	Glide Option	
 LYFS	Lounge Large End Table (Veneer Top), Sled Base	36 x 36 x 13"	1407S	<input type="checkbox"/> <input type="checkbox"/> <input type="checkbox"/>	<input type="checkbox"/> <input type="checkbox"/>	<input type="checkbox"/> <input type="checkbox"/>	70.0#
 LYFS	Parlor Large End Table (Veneer Top), Wood Leg Base	36 x 36 x 13"	1407W	<input type="checkbox"/> <input type="checkbox"/> <input type="checkbox"/>			75.0#
 LYFS	Club Large End Table (Veneer Top), Pedestal Base	36 x 36 x 13"	1407P	<input type="checkbox"/> <input type="checkbox"/> <input type="checkbox"/>	<input type="checkbox"/> <input type="checkbox"/>		80.0#
 LYFS	Lounge Obround Coffee Table (Veneer Top), Sled Base	54 x 20 x 13"	1408S	<input type="checkbox"/> <input type="checkbox"/> <input type="checkbox"/>	<input type="checkbox"/> <input type="checkbox"/>	<input type="checkbox"/> <input type="checkbox"/>	60.0#
 LYFS	Parlor Obround Coffee Table (Veneer Top), Wood Leg Base	54 x 20 x 13"	1408W	<input type="checkbox"/> <input type="checkbox"/> <input type="checkbox"/>			65.0#
			A	B	C	D	

HOW TO ORDER

Indicate the following information on order form:

- 1. Quantity of each item.
- 2. Model number, including options. See "How To Build a Model Number".
- 3. Any special service required.

Note:

- The ☐ indicates that a choice is required.
- The absence of the ☐ indicates that no choice is required.
- Alpha-numeric characters in place of ☐ indicate that no other alternatives are available.

HOW TO BUILD A MODEL NUMBER

- A** Select basic model.
- B** Select veneer color.
Refer to color addendum at ki.com or KI Fabrics & Finishes binder.
Wood leg finish always matches veneer finish.
- C** Select base finish color.
Refer to color addendum at ki.com or KI Fabrics & Finishes binder.
Pedestal base Chrome frame; add \$298.
- D** Select glide option.
NGL - No glides
GNV - Nylon glides (cream color); add \$5

KENSINGTON MAPLE UPCHARGE

Kensington Maple requires extended leadtimes.

Model	
1402W	\$158
1404W	\$182
1407W	\$191
1408W	\$208
1412W	\$144
1414W	\$175
1417W	\$191
1418W	\$201



Delivered Pricing	
	\$ 1109
	\$ 1067
	\$ 1265
	\$ 1189
	\$ 1148

SPECIAL SERVICES

Special Carton Marking

With specially marked information N/C

Shipping

Shipped **assembled freight prepaid f.o.b. High Point, North Carolina 27263** factory. Freight class #175.

Specifications and prices are subject to change without prior notice.

Mesa™

General Information



Lounge Chair



Loveseat



Sofa

General Dimensions			
Seat width	21-1/2"	43-1/2"	65-1/2"
Seat depth	20-1/2"	20-1/2"	20-1/2"
Seat height	18"	18"	18"
Arm width	5-1/2"	5-1/2"	5-1/2"
Arm height	24"	24"	24"
Overall Dimensions			
Width	32-1/2"	54-1/2"	76-1/2"
Depth	30-1/2"	30-1/2"	30-1/2"
Height	29-1/2"	29-1/2"	29-1/2"

SPECIFICATIONS

Complimentary Furniture
The following lounge collections offer complimentary furniture that creates continuity and a cohesive look throughout a facility. These complimentary pieces can be found in other sections of the KI price list.

CINTURON - Cinturon™ Professional Chairs

GRAND SALON - Grand Salon® Benches

MESA - Mesa™ Professional Chairs, Quatro™ Guest Chairs

NEENA - Neena™ Benches

POMFRET - Pomfret™ Guest Chairs

SOLTICE - Soltice® Healthcare Seating, Soltice® Multiple Seating, Soltice® Guest Chairs, LaResta® Day Bed

UPHOLSTERY INFORMATION

C.O.M. Fabric
For C.O.M. fabric sent to KI-High Point on multiple rolls, add an additional yard of fabric per roll to the yardage requirements. Multiple rolls have shorter pieces of fabric on them and do not allow nesting and stacking of the fabric to achieve the best yield as is done with one large roll. This results in yardage shortages and requests for additional fabric from the client, which can hold up the order. For each roll that is sent, one yard needs to be added and needs to be added to one of the rolls, not separately.

Fabric Disclaimer
Fabric will be applied as swatched by the fabric manufacturer. Fabric that is required to be applied differently than is swatched will need a Special Cost Request written specifying the direction the fabric is to be applied. The posted standard lead time will apply to the Special Cost Request.

FINISH INFORMATION

SPECIAL FINISH MATCHES
KI can match special finish requests at an upcharge of \$72 List per item, up to 12 or a maximum charge of \$865 List per order per color. Special finish requests must be sent to your KI customer service representative.

Upon receipt from KI, the finishing department will prepare a "strike-off" which will be sent to the customer for approval.

The approval form accompanying the strike-off should be faxed to your KI customer service representative. Upon receipt of the signed approval form, KI will proceed with the order. Disapproved samples may be sent back to KI directly with an explanation of disapproval. A Special Finish Number (SFN) will be assigned to this finish sample for future reference or reorders

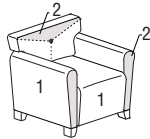
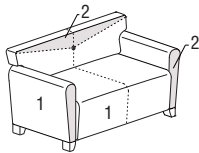
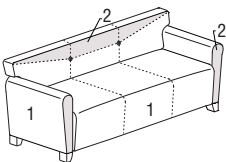


INFORMATION

Warranty

Refer to KI Terms & Conditions document
or visit ki.com

Mesa™
Lobby and Lounge Seating

				MODEL NUMBER							
				Basic Model	Non-Contrast or Fabric Contrast 1	Fabric Contrast 2	Button Option	Wood Finish	Fire Code	Moisture Barrier	
MODEL	Features	COM									
 MSLS	Lounge Chair • 1 = Body (Fabric Contrast 1) C.O.M. = 4 yd • 2 = Top back panel, arm panel and button (Fabric Contrast 2) C.O.M. = 1 yd	Non-contrast 4 yd Contrast	6623/NC 6623/FC	<input type="checkbox"/> <input type="checkbox"/> <input type="checkbox"/> <input type="checkbox"/> <input type="checkbox"/> <input type="checkbox"/> <input type="checkbox"/> <input type="checkbox"/>	 <input type="checkbox"/> <input type="checkbox"/> <input type="checkbox"/> <input type="checkbox"/>	<input type="checkbox"/> <input type="checkbox"/> <input type="checkbox"/> <input type="checkbox"/> <input type="checkbox"/> <input type="checkbox"/>	<input type="checkbox"/> <input type="checkbox"/> <input type="checkbox"/> <input type="checkbox"/> <input type="checkbox"/> <input type="checkbox"/>	<input type="checkbox"/> <input type="checkbox"/> <input type="checkbox"/> <input type="checkbox"/> <input type="checkbox"/> <input type="checkbox"/>	<input type="checkbox"/> <input type="checkbox"/> <input type="checkbox"/> <input type="checkbox"/> <input type="checkbox"/> <input type="checkbox"/>		
 MSLS	Loveseat • 1 = Body (Fabric Contrast 1) C.O.M. = 6 yd • 2 = Top back panel, arm panel and button (Fabric Contrast 2) C.O.M. = 1.5 yd	Non-contrast 6 yd Contrast	6633/NC 6633/FC	<input type="checkbox"/> <input type="checkbox"/> <input type="checkbox"/> <input type="checkbox"/> <input type="checkbox"/> <input type="checkbox"/> <input type="checkbox"/> <input type="checkbox"/>	 <input type="checkbox"/> <input type="checkbox"/> <input type="checkbox"/> <input type="checkbox"/>	<input type="checkbox"/> <input type="checkbox"/> <input type="checkbox"/> <input type="checkbox"/> <input type="checkbox"/> <input type="checkbox"/>	<input type="checkbox"/> <input type="checkbox"/> <input type="checkbox"/> <input type="checkbox"/> <input type="checkbox"/> <input type="checkbox"/>	<input type="checkbox"/> <input type="checkbox"/> <input type="checkbox"/> <input type="checkbox"/> <input type="checkbox"/> <input type="checkbox"/>	<input type="checkbox"/> <input type="checkbox"/> <input type="checkbox"/> <input type="checkbox"/> <input type="checkbox"/> <input type="checkbox"/>		
 MSLS	Sofa • 1 = Body (Fabric Contrast 1) C.O.M. = 8 yd • 2 = Top back panel, arm panel and button (Fabric Contrast 2) C.O.M. = 1.5 yd	Non-contrast 8 yd Contrast	6643/NC 6643/FC	<input type="checkbox"/> <input type="checkbox"/> <input type="checkbox"/> <input type="checkbox"/> <input type="checkbox"/> <input type="checkbox"/> <input type="checkbox"/> <input type="checkbox"/>	 <input type="checkbox"/> <input type="checkbox"/> <input type="checkbox"/> <input type="checkbox"/>	<input type="checkbox"/> <input type="checkbox"/> <input type="checkbox"/> <input type="checkbox"/> <input type="checkbox"/> <input type="checkbox"/>	<input type="checkbox"/> <input type="checkbox"/> <input type="checkbox"/> <input type="checkbox"/> <input type="checkbox"/> <input type="checkbox"/>	<input type="checkbox"/> <input type="checkbox"/> <input type="checkbox"/> <input type="checkbox"/> <input type="checkbox"/> <input type="checkbox"/>	<input type="checkbox"/> <input type="checkbox"/> <input type="checkbox"/> <input type="checkbox"/> <input type="checkbox"/> <input type="checkbox"/>		
				A	B	C	D	E	F	G	

HOW TO ORDER

Indicate the following information on order form:

1. Quantity of each item.
2. Model number, including options. See "How To Build a Model Number".
3. Any special service required.

Note: • The ☐ indicates that a choice is required.
• The absence of the ☐ indicates that no choice is required.
• Alpha-numeric characters in place of ☐ indicate that no other alternatives are available.

HOW TO BUILD A MODEL NUMBER

- A** Select basic model.
- B** Select non-contrast or fabric contrast 1.
Refer to color addendum at ki.com or KI Fabrics & Finishes binder.
- C** Select fabric contrast 2.
Refer to color addendum at ki.com or KI Fabrics & Finishes binder.
- D** Select button option.
NBT - No button
UB - Upholstered (standard)
WBT - Wood button, finish to match legs
- E** Select wood finish color.
Refer to color addendum at ki.com or KI Fabrics & Finishes binder.
For Kensington Maple add upcharge.
- F** Select fire code.
NFR - Compliance to TB 117-2013

FR - Compliance to TB 133
See pricing column for TB133 upcharge.
No button option for TB133.

- G** Select moisture barrier.
NMB - No moisture barrier
MB - Moisture barrier
See pricing column for moisture barrier upcharge.

KENSINGTON MAPLE UPCHARGE

Kensington Maple requires extended leadtimes.

Model	
6623/NC	\$11
6633/NC	\$11
6643/NC	\$11
6623/FC	\$11
6633/FC	\$11
6643/FC	\$11



Approx. Packaged Weight	Grade C.O.M.	Grade C	Grade D	Grade E & C.O.L.	Grade F	Grade G	Grade H	Grade I	Grade J	Grade K	Grade L Leather	Grade M Leather	TB133 add to list price	Moisture Barrier add to list price
75.0#	\$ 1654	\$ 1714	\$ 1801	\$ 1914	\$ 1992	\$ 2141	\$ 2292	\$ 2590	\$ 2960	\$ 3334	\$ 3710	\$ 4457	\$ 388	\$ 145
75.0#	1716	1773	1863	1972	2051	2200	2353	2649	3021	3393	3771	4518	388	145
120.0#	\$ 2258	\$ 2326	\$ 2450	\$ 2598	\$ 2710	\$ 2914	\$ 3117	\$ 3529	\$ 4032	\$ 4543	\$ 5053	\$ 6080	\$ 548	\$ 287
120.0#	2349	2415	2541	2689	2800	3003	3208	3617	4122	4633	5145	6170	548	287
150.0#	\$ 2711	\$ 2796	\$ 2946	\$ 3127	\$ 3257	\$ 3507	\$ 3755	\$ 4253	\$ 4865	\$ 5492	\$ 6112	\$ 7351	\$ 710	\$ 433
150.0#	2823	2909	3058	3240	3370	3619	3870	4366	4977	5604	6226	7466	710	433

INFORMATION

C.O.M. Requirements

C.O.M. yardage requirements listed above are based on plain goods 54" wide. If less than 54" wide or fabrics requiring matching (stripes, plaids, prints, large patterns), additional yardage will be needed. Consult C.O.M. matrix on the Ordering C.O.M. and C.O.L. page for additional yardage needed. For C.O.M. fabric sent to KI-High Point on multiple rolls, add an additional yard of fabric per roll to the yardage requirements.

C.O.L. Requirements

Figure 18 sq. ft. of leather (C.O.L.) for each yard shown (i.e., 4.75 x 18 = 85.5 sq. ft.).

Contrasting Upholstery

When contrasting fabric is chosen, price at highest in-grade.

Minimum Fabric/Leather Quantity

Minimum order for fabric is 1 yard. Minimum order for leather is 1 hide (approx-

mately 50 sq. ft.).

California TB133 Fire Safety Code

The above seating products can be manufactured using the appropriate flame-retardant materials and fabric selections for compliance to California Technical Bulletin 133. Please contact KI customer service for fabric compliance. Not available with moisture barrier.

Construction

Frames of laminated plywood kiln-dried hardwood. Cushioning of multiple densities of polyurethane foam and Dacron fiber. Gas lift with tilt lock is standard.

SPECIAL SERVICES

Special Carton Marking

With specially marked information N/C

Shipping

Shipped **assembled freight prepaid f.o.b. High Point, North Carolina 27263** factory. Freight class #175.

Specifications and prices are subject to change without prior notice.

Neena™

General Information-Benches



Neena™ Bench

Features	
Glides	•
Upholstery	•
Dimensions	
Overall width	48" or 60"
Overall depth	19-1/2"
Overall height	18-1/2"

SPECIFICATIONS

Complimentary Furniture
The following guest chairs offer complimentary furniture that creates continuity and a cohesive look throughout a facility. These complimentary pieces can be found in other sections of the KI price list.

GRAND SALON BENCH - Grand Salon® Lounge

NEENA BENCH - Neena™ Lounge

THREE BENCH - Three Lounge, Three Healthcare, Three Multiple

UPHOLSTERY INFORMATION

C.O.M. Fabric
For C.O.M. fabric sent to KI-High Point on multiple rolls, add an additional yard of fabric per roll to the yardage requirements. Multiple rolls have shorter pieces of fabric on them and do not allow nesting and stack-

ing of the fabric to achieve the best yield as is done with one large roll. This results in yardage shortages and requests for additional fabric from the client, which can hold up the order. For each roll that is sent, one yard needs to be added and needs to be added to one of the rolls, not separately.

Fabric Disclaimer
Fabric will be applied as swatched by the fabric manufacturer. Fabric that is required to be applied differently than is swatched will need a Special Cost Request written specifying the direction the fabric is to be applied. The posted standard lead time will apply to the Special Cost Request.

FINISH INFORMATION

SPECIAL FINISH MATCHES
KI can match special finish requests at an upcharge of \$72 List per item, up to 12 or a maximum charge of \$865 List per order per color. Special finish requests must be sent to your KI customer service representative.

Upon receipt from KI, the finishing department will prepare a "strike-off" which will be sent to the customer for approval.

The approval form accompanying the strike-off should be faxed to your KI customer service representative. Upon receipt of the signed approval form, KI will proceed with the order. Disapproved samples may be sent back to KI directly with an explanation of disapproval. A Special Finish Number (SFN) will be assigned to this finish sample for future reference or reorders

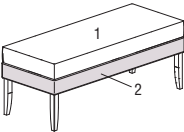
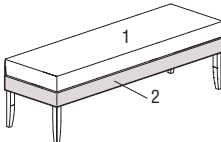


INFORMATION

Warranty

Refer to KI Terms & Conditions document
or visit ki.com

Neena™
Benches

				MODEL NUMBER					Approx. Packaged Weight
				Basic Model	Non-Contrast or Fabric Contrast 1	Fabric Contrast 2	Wood Finish	Fire Code	
MODEL	Features	COM							
 NEBN	Bench - 48"								
	• 1 = Seat cushion (Fabric Contrast 1) C.O.M. = 1.5 yd	Non-contrast	2 yd	7948/NC	□□□□		□□□	□□□	43.0#
	• 2 = Seat border (Fabric Contrast 2) C.O.M. = 1.5 yd	Contrast		7948/FC	□□□□	□□□□	□□□	□□□	43.0#
 NEBN	Bench - 60"								
	• 1 = Seat cushion (Fabric Contrast 1) C.O.M. = 1.75 yd	Non-contrast	2.75 yd	7960/NC	□□□□		□□□	□□□	55.0#
	• 2 = Seat border (Fabric Contrast 2) C.O.M. = 1.75 yd	Contrast		7960/FC	□□□□	□□□□	□□□	□□□	55.0#
				A	B	C	D	E	

HOW TO ORDER

Indicate the following information on order form:

- Quantity of each item.
- Model number, including options. See "How To Build a Model Number".
- Any special service required.

Note:

- The □ indicates that a choice is required.
- The absence of the □ indicates that no choice is required.
- Alpha-numeric characters in place of □ indicate that no other alternatives are available.

HOW TO BUILD A MODEL NUMBER

- A** Select basic model.
- B** Select non-contrast or fabric contrast 1.
Refer to color addendum at ki.com or KI Fabrics & Finishes binder.
- C** Select fabric contrast 2.
Refer to color addendum at ki.com or KI Fabrics & Finishes binder.
- D** Select wood finish color.
Refer to color addendum at ki.com or KI Fabrics & Finishes binder.
For Kensington Maple add upcharge.
- E** Select fire code.
- | | |
|------------|-----------------------------|
| NFR | - Compliance to TB 117-2013 |
| FR | - Compliance to TB 133 |
- See pricing column for TB133 upcharge.

KENSINGTON MAPLE UPCHARGE

Kensington Maple requires extended leadtimes.

Model	
7948/NC	\$34
7948/FC	\$34
7960/NC	\$34
7960/FC	\$34



Grade C.O.M.	Grade C	Grade D	Grade E & C.O.L.	Grade F	Grade G	Grade H	Grade I	Grade J	Grade K	Grade L Leather	Grade M Leather	TB133 add to list price
\$ 1036	\$ 1055	\$ 1088	\$ 1126	\$ 1157	\$ 1211	\$ 1262	\$ 1376	\$ 1513	\$ 1650	\$ 1784	\$ 2059	\$ 192
1106	1126	1160	1199	1227	1283	1335	1446	1585	1722	1858	2131	192
\$ 1106	\$ 1123	\$ 1161	\$ 1200	\$ 1235	\$ 1284	\$ 1336	\$ 1455	\$ 1593	\$ 1730	\$ 1866	\$ 2136	\$ 260
1180	1195	1234	1272	1307	1358	1409	1527	1664	1800	1936	2210	260

INFORMATION

C.O.M. Requirements

C.O.M. yardage requirements listed above are based on plain goods 54" wide. If less than 54" wide or fabrics requiring matching (stripes, plaids, prints, large patterns), additional yardage will be needed. Consult C.O.M. matrix on the Ordering C.O.M. and C.O.L. page for additional yardage needed. For C.O.M. fabric sent to KI-High Point on multiple rolls, add an additional yard of fabric per roll to the yardage requirements.

C.O.L. Requirements

Figure 18 sq. ft. of leather (C.O.L.) for each yard shown (i.e., 4.75 x 18 = 85.5 sq. ft.).

Minimum Fabric/Leather Quantity

Minimum order for fabric is 1 yard. Minimum order for leather is 1 hide (approximately 50 sq. ft.).

California TB133 Fire Safety Code

The above seating products can be

manufactured using the appropriate flame-retardant materials and fabric selections for compliance to California Technical Bulletin 133. Please contact KI customer service for fabric compliance. Not available with moisture barrier.

Construction

Frames of kiln-dried hardwood. Cushioning of multiple densities of polyurethane foam and Dacron fiber. Attached seat.

SPECIAL SERVICES

Special Carton Marking

With specially marked information N/C

Shipping

Shipped **assembled unless replacement parts which ship k.d. freight prepaid High Point, North Carolina 27263** factory. Freight class #175.

Specifications and prices are subject to change without prior notice.

Relax™

General Information

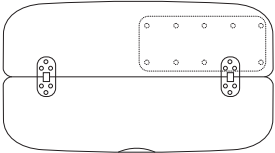


Lounge Chair

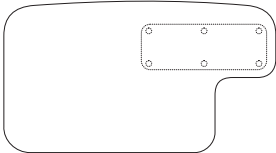


Lounge Chair w/Tablet Arm

General Dimensions		
Seat width	24"	24"
Seat depth	19"	19"
Seat height	18-1/2"	18-1/2"
Arm width		5"
Arm height	26"	26"
Overall Dimensions		
Width	24"	29"
Depth	27"	31"
Height	35-1/2"	35-1/2"



Relax™ Option A



Relax™ Option 1

UPHOLSTERY INFORMATION

C.O.M. Fabric

For C.O.M. fabric sent to KI-High Point on multiple rolls, add an additional yard of fabric per roll to the yardage requirements. Multiple rolls have shorter pieces of fabric on them and do not allow nesting and stacking of the fabric to achieve the best yield as is done with one large roll. This results in yardage shortages and requests for additional fabric from the client, which can hold up the order. For each roll that is sent, one yard needs to be added and needs to be added to one of the rolls, not separately.

Fabric Disclaimer

Fabric will be applied as swatched by the fabric manufacturer. Fabric that is required to be applied differently than is swatched will need a Special Cost Request written specifying the direction the fabric is to be applied. The posted standard lead time will apply to the Special Cost Request.

TABLET ARM OPTIONS

All tablets can be done on any tablet chair except RELAX.

RELAX tablet arm (see graphic 'Relax™ Option A' above) available left-side facing only. Tablet constructed of maple wood veneer, 17.5" X 5" X .75", opening to a 17.5" x 10" x .75" work surface. Tablet hinges available in brushed nickel only. Tablet is pewter - standard. Available in any standard finish. Laminate not available on standard table. Tablet specifications (see graphic 'Relax™ Option 1' above) One piece top, Wilsonart Black 1595-60 laminate top with black edge T-molding—standard. Size 17.75" x 10" x .75". Top available in any standard laminate. Specialty laminates available on a "per quote" basis. Specify Option 1—no charge. Coordinating color edge banding available for upcharge.

NOTE: The tablet arm pad on the Relax™ model 613T will be upholstered in the same fabric as the seat—standard. If contrasting

fabric is specified, a special cost request will be required.

FINISH INFORMATION

SPECIAL FINISH MATCHES

KI can match special finish requests at an upcharge of \$72 List per item, up to 12 or a maximum charge of \$865 List per order per color. Special finish requests must be sent to your KI customer service representative.

Upon receipt from KI, the finishing department will prepare a "strike-off" which will be sent to the customer for approval.

The approval form accompanying the strike-off should be faxed to your KI customer service representative. Upon receipt of the signed approval form, KI will proceed with the order. Disapproved samples may be sent back to KI directly with an explanation of disapproval. A Special Finish Number (SFN) will be assigned to this finish sample for future reference or reorders



INFORMATION

Warranty

Refer to KI Terms & Conditions document
or visit ki.com



- 1 = Pillow back (Fabric Contrast 1)
C.O.M. = 1 yd
- 2 = Outside back (Fabric Contrast 2)
C.O.M. = 1.25 yd
- 3 = Seat body (Fabric Contrast 3)
C.O.M. = 1.5 yd
- 4 = Seat border (Fabric Contrast 4)
C.O.M. = .5 yd

[illegible]

- The absence of the ☐ indicates that no choice is required.
- Alpha-numeric characters in place of ☐ indicate that no other alternatives are available.

F Select legs and/or casters.

LFCR	- Legs front, casters rear with push bar (standard)
LFR	- Legs front and rear, no push bar: add \$64

SLLG - Silver leg color



Approx. Packaged Weight	Grade C.O.M.	Grade C	Grade D	Grade E & C.O.L.	Grade F	Grade G	Grade H	Grade I	Grade J	Grade K	Grade L Leather	Grade M Leather
75.0#	\$ 1633	\$ 1661	\$ 1714	\$ 1775	\$ 1816	\$ 1894	\$ 1976	\$ 2074	\$ 2275	\$ 2478	\$ 2678	\$ 3082
75.0#	1689	1720	1771	1832	1873	1951	2033	2132	2333	2534	2736	3138

INFORMATION

TB133 \$430

C.O.M. Requirements

C.O.M. yardage requirements listed above are based on plain goods 54" wide. If less than 54" wide or fabrics requiring matching (stripes, plaids, prints, large patterns), additional yardage will be needed. Consult C.O.M. matrix on the Ordering C.O.M. and C.O.L. page for additional yardage needed. For C.O.M. fabric sent to KI-High Point on multiple rolls, add an additional yard of fabric per roll to the yardage requirements.

C.O.L. Requirements

Figure 18 sq. ft. of leather (C.O.L.) for each yard shown (i.e., 4.75 x 18 = 85.5 sq. ft.).

Contrasting Upholstery

When contrasting fabric is chosen, price at highest in-grade.

Minimum Fabric/Leather Quantity

Minimum order for fabric is 1 yard. Minimum order for leather is 1 hide (approximately 50 sq. ft.).

California TB133 Fire Safety Code

The above seating products can be manufactured using the appropriate flame-retardant materials and fabric selections for compliance to California Technical Bulletin 133. Add "FR" to end of model number and add upcharge. Please contact KI customer service for fabric compliance. Not available with moisture barrier. Nano-Tex treatments can be used when TB133 is required.

Construction

Frames of kiln-dried hardwood veneer. Cushioning of multiple densities of polyurethane foam and dacron fiber. Arm pads upholstered in same fabric. Legs front, single wheel casters rear with push bar are standard. Legs, casters, push bars, tablet arms, and tablets in pewter finish - standard. Attached backs and seats.

SPECIAL SERVICES

Special Carton Marking

With specially marked information N/C

Shipping

Shipped **assembled freight prepaid f.o.b. High Point, North Carolina 27263** factory. Freight class #175.

Specifications and prices are subject to change without prior notice.

BLLG	- Black leg color
PWLG	- Pewter leg color
SLLG	- Silver leg color

88.0#	\$ 2322	\$ 2349	\$ 2393	\$ 2443	\$ 2481	\$ 2550	\$ 2621	\$ 2707	\$ 2882	\$ 3058	\$ 3232	\$ 3587
-------	---------	---------	---------	---------	---------	---------	---------	---------	---------	---------	---------	---------

88.0#	\$ 2381	\$ 2407	\$ 2447	\$ 2500	\$ 2537	\$ 2608	\$ 2679	\$ 2762	\$ 2940	\$ 3116	\$ 3289	\$ 3645
-------	---------	---------	---------	---------	---------	---------	---------	---------	---------	---------	---------	---------

Kensington Maple requires extended leadtimes.

Model

613T/NC	\$18
613T/EC	\$18

TB133	\$430
-------	-------

C.O.M. yardage requirements listed above are based on plain goods 54" wide. If less than 54" wide or fabrics requiring matching (stripes, plaids, prints, large patterns), additional yardage will be needed. Consult C.O.M. matrix on the Ordering C.O.M. and C.O.L. page for additional yardage needed. For C.O.M. fabric sent to KI-High Point on multiple rolls, add an additional yard of fabric per roll to the yardage requirements.

Figure 18 sq. ft. of leather (C.O.L.) for each

yard shown (i.e., $4.75 \times 18 = 85.5$ sq. ft.).

When contrasting fabric is chosen, price at highest in-grade.

Minimum order for fabric is 1 yard. Minimum order for leather is 1 hide (approximately 50 sq. ft.).

The above seating products can be manufactured using the appropriate flame-retardant materials and fabric selections for compliance to California Technical Bulletin 133. Add "FR" to end of model number and add upcharge. Please contact KI customer service for fabric compliance. Not available with moisture barrier. Nano-Tex treatments can be used when TB133 is required.

Frames of kiln-dried hardwood veneer.
Cushioning of multiple densities of poly-

urethane foam and dacron fiber. Arm pads upholstered in same fabric. Legs front, single wheel casters rear with push bar are standard. Legs, casters, push bars, tablet arms, and tablets in pewter finish - standard. Attached backs and seats.

See General Information page for 'Tablet Arm Specifications'.

Special Carton Marking

With specially marked information	N/C
-----------------------------------	-----

Shipped **assembled freight prepaid f.o.b.**
High Point, North Carolina 27263 factory.
 Freight class #175.

Specifications and prices are subject to change without prior notice.

Sela™

General Information

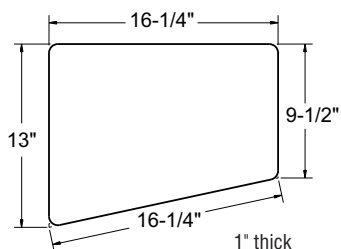


General Dimensions

Seat width	22-3/4"	46-1/2"	69-1/2"	26"	22-3/4"	24"
Seat depth	20-1/2"	20-1/2"	20-1/2"	22"	20-1/2"	20"
Seat height	17-3/4"	17-3/4"	17-3/4"	18-1/4"	17-3/4"	18"
Arm width	3-1/2 - 7"	3-1/2 - 7"	3-1/2 - 7"	5 - 9"	3-1/2 - 7"	
Arm height	23"	23"	23"	24-3/4"	23"	

Overall Dimensions

Width	32"	55"	78"	38"	32"	
Depth	33-1/2"	33-1/2"	33-1/2"	38-1/4"	33-1/2"	
Height	28-1/4"	28-1/4"	28"	31"	28-1/4"	
Tablet width					16-1/4"	
Tablet depth (side 1)					13"	
Tablet depth (side 2)					9-1/2"	
Tablet thickness					1"	



Sela Tablet

UPHOLSTERY INFORMATION

C.O.M. Fabric

For C.O.M. fabric sent to KI-High Point on multiple rolls, add an additional yard of fabric per roll to the yardage requirements. Multiple rolls have shorter pieces of fabric on them and do not allow nesting and stacking of the fabric to achieve the best yield as is done with one large roll. This results in yardage shortages and requests for additional fabric from the client, which can delay an order. For each roll that is sent, one yard needs to be added to one of the rolls, not separately.

Fabric Disclaimer

Fabric will be applied as swatched by the fabric manufacturer. Fabric that is required to be applied differently than is swatched will need a Special Cost Request written specifying the direction the fabric is to be applied. The posted standard lead time will apply to the Special Cost Request.

Frame

Seat frames are constructed of 3/4" laminated hardwood plywood that is CNC cut with 5/4 maple cross rails. Ottomans are constructed of 3/4" laminated hardwood plywood. All mainframe joints are doubled doweled and glued. Stress points are further reinforced with the use of glue blocks that are stapled or screwed in place. The arms are constructed of 1/2", 3/4", and 1" laminated hardwood plywood.

Sled Base

Legs are constructed of 1" O.D. x 16-gauge round steel tubing welded to a 14-gauge steel mounting plate and secured to the frame with 16 #10 x 1.5" steel pan head wood screws.

Wood Frame

Wood base is 12/4 kiln dried beech hardwood with a moisture content of 6% - 8%. Wood base joints are mortise and tenon and dowel construction. Oversized corner blocks are glued and attached with screws

and staples to secure.

Wood Armcap

Wood armcaps are 12/4 kiln dried beech hardwood with a moisture content of 6% - 8%. Wood armcaps are attached with compression dowel construction.

Seat and Back Suspension

The seat is constructed with stretch strap webbing, inner woven and stapled into position. Both seats and backs are covered with a layer of FLW (reinforced non-woven fiber) on top.

Foam

The back foam is 3" thick and contour cut for consistency. The seat foam is 6" thick. A .5" super soft wrap covers the front and top of the seat. The arm foam varies from from 1.25" thick to .5" thick.

Tablet Arm

Left-facing tablet is standard. Right facing (left-handed) tablet is available if specified.

FINISH INFORMATION

SPECIAL FINISH MATCHES

KI can match special finish requests at an upcharge of \$72 List per item, up to 12 or a maximum charge of \$865 List per order per color. Special finish requests must be sent to your KI customer service representative.

Upon receipt from KI, the finishing department will prepare a "strike-off" which will be sent to the customer for approval.

The approval form accompanying the strike-off should be faxed to your KI customer service representative. Upon receipt of the signed approval form, KI will proceed with the order. Disapproved samples may be sent back to KI directly with an explanation of disapproval. A Special Finish Number (SFN) will be assigned to this finish sample for future reference or reorders



Table
(Open on 2 Sides with
Septum Down Middle)



Cube Table
(Fully Enclosed)

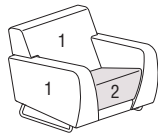
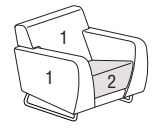
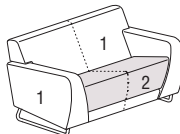
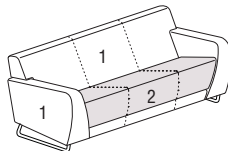

INFORMATION

Warranty

Refer to KI Terms & Conditions document or
visit ki.com.

Sela™

Lobby and Lounge Seating

				MODEL NUMBER									
	MODEL	Features	COM	Basic Model	Non-Contrast or Fabric Contrast 1	Fabric Contrast 2	Base Finish	Moisture Barrier	Arm Cap	Wood Arm Finish	Glide Option		
	Chair and a Half • 1 = Back, arms, front border (Fabric Contrast 1) C.O.M. = 4.75 yd • 2 = Seat (Fabric Contrast 2) C.O.M. = 1.5 yd	Non-contrast	6 yd	1223/NC	□□□□		□□	□□	□□	□□	□□		
		Contrast		1223/FC	□□□□	□□□□	□□	□□	□□	□□	□□		
SELA													
	Lounge Chair • 1 = Back, arms, front border (Fabric Contrast 1) C.O.M. = 4 yd • 2 = Seat (Fabric Contrast 2) C.O.M. = 1.25 yd	Non-contrast	5 yd	1323/NC	□□□□		□□	□□	□□	□□	□□		
		Contrast		1323/FC	□□□□	□□□□	□□	□□	□□	□□	□□		
SELA													
	Loveseat • 1 = Back, arms, front border (Fabric Contrast 1) C.O.M. = 5.5 yd • 2 = Seat (Fabric Contrast 2) C.O.M. = 1.75 yd	Non-contrast	7.25 yd	1333/NC	□□□□		□□	□□	□□	□□	□□		
		Contrast		1333/FC	□□□□	□□□□	□□	□□	□□	□□	□□		
SELA													
	Sofa • 1 = Back, arms, front border (Fabric Contrast 1) C.O.M. = 6.75 yd • 2 = Seat (Fabric Contrast 2) C.O.M. = 2.75 yd	Non-contrast	9.5 yd	1343/NC	□□□□		□□	□□	□□	□□	□□		
		Contrast		1343/FC	□□□□	□□□□	□□	□□	□□	□□	□□		
SELA													
	Ottoman	Non-contrast	1 yd	1220/NC	□□□□		□□	□□			□□		
SELA													
				A	B	C	D	E	F	G	H		

HOW TO ORDER

Indicate the following information on order form:

1. Quantity of each item.
2. Model number, including options. See "How To Build a Model Number".
3. Any special service required.

Note: • The ☐ indicates that a choice is required.

- The absence of the ☐ indicates that no choice is required.
- Alpha-numeric characters in place of ☐ indicate that no other alternatives are available.

HOW TO BUILD A MODEL NUMBER

A Select basic model.

B Select non-contrast or fabric contrast 1.
Refer to color addendum at ki.com or KI Fabrics & Finishes binder.

C Select fabric contrast 2.
Refer to color addendum at ki.com or KI Fabrics & Finishes binder.

D Select base finish color.
Chrome is standard but can be finished in any standard KI powdercoat, no additional upcharge.
Refer to color addendum at ki.com or KI Fabrics & Finishes binder.

E Select moisture barrier.
MB - Moisture barrier
NMB - No moisture barrier
See pricing column for moisture barrier upcharge.

F Select armcaps.

NAC - No armcap
WAC - Wood armcaps (pair); add \$311

G Select wood armcap finish color.
Refer to color addendum at ki.com or KI Fabrics & Finishes binder.
For Kensington Maple add upcharge.

H Select glide option.

NGL - No glides
GNV - Nylon glides (cream color); add \$5



Approx. Packaged Weight	Grade C.O.M.	Grade C	Grade D	Grade E & C.O.L.	Grade F	Grade G	Grade H	Grade I	Grade J	Grade K	Grade L Leather	Grade M Leather	Moisture Barrier add to list price
100.0#	\$ 1889	\$ 2165	\$ 2236	\$ 2322	\$ 2381	\$ 2496	\$ 2612	\$ 2754	\$ 3043	\$ 3329	\$ 3617	\$ 4192	\$ 237
100.0#	1950	2224	2296	2382	2440	2555	2670	2814	3102	3389	3676	4252	237
80.0#	\$ 1565	\$ 1772	\$ 1825	\$ 1889	\$ 1933	\$ 2019	\$ 2107	\$ 2216	\$ 2431	\$ 2646	\$ 2861	\$ 3294	\$ 219
80.0#	1625	1831	1885	1950	1993	2079	2167	2274	2492	2706	2921	3354	219
110.0#	\$ 2117	\$ 2414	\$ 2493	\$ 2585	\$ 2647	\$ 2773	\$ 2897	\$ 3052	\$ 3365	\$ 3676	\$ 3988	\$ 4611	\$ 242
110.0#	2206	2503	2581	2675	2737	2861	2986	3142	3454	3765	4077	4701	242
144.0#	\$ 2634	\$ 3022	\$ 3126	\$ 3246	\$ 3328	\$ 3491	\$ 3655	\$ 3856	\$ 4267	\$ 4674	\$ 5082	\$ 5898	\$ 274
144.0#	2748	3135	3238	3360	3440	3604	3767	3971	4376	4787	5193	6011	274
50.0#	\$ 790	\$ 835	\$ 848	\$ 862	\$ 872	\$ 891	\$ 911	\$ 934	\$ 982	\$ 1031	\$ 1076	\$ 1172	\$ 175

KENSINGTON MAPLE UPCHARGE

Kensington Maple requires extended leadtimes.

Model

1223/NC	\$34	1223WB/NC	\$41
1223/FC	\$34	1223WB/FC	\$41
1323/NC	\$34	1323WB/NC	\$45
1323/FC	\$34	1323WB/FC	\$45
1333/NC	\$34	1333WB/NC	\$50
1333/FC	\$34	1333WB/FC	\$50
1343/NC	\$34	1343WB/NC	\$60
1343/FC	\$34	1343WB/FC	\$60
1313T/NC	\$34	1313TWB/NC	\$41
1313T/FC	\$34	1313TWB/FC	\$41

SPECIAL SERVICES

Special Carton Marking

With specially marked information N/C

Shipping

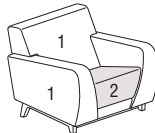

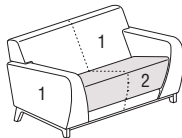
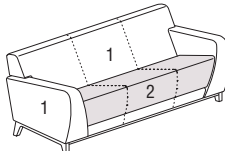
Shipped **assembled freight prepaid f.o.b. High Point, North Carolina 27263** factory. Freight class #175.

Specifications and prices are subject to change without notice.

Specifications and prices are subject to change without prior notice.

Sela™

Lobby and Lounge Seating

				MODEL NUMBER							
	MODEL	Features	COM	Basic Model	Non-Contrast or Fabric Contrast 1	Fabric Contrast 2	Moisture Barrier	Wood Finish	Arm Cap		
	Chair and a Half Wood Base <ul style="list-style-type: none">1 = Back, arms, front border (Fabric Contrast 1) C.O.M. = 4.75 yd2 = Seat (Fabric Contrast 2) C.O.M. = 1.5 yd	Non-contrast	6 yd	1223WB/NC	□□□□		□□□	□□□	□□□		
		Contrast		1223WB/FC	□□□□	□□□□	□□□	□□□	□□□		
SELA											
	Lounge Chair Wood Base <ul style="list-style-type: none">1 = Back, arms, front border (Fabric Contrast 1) C.O.M. = 4 yd2 = Seat (Fabric Contrast 2) C.O.M. = 1.25 yd	Non-contrast	5 yd	1323WB/NC	□□□□		□□□	□□□	□□□		
		Contrast		1323WB/FC	□□□□	□□□□	□□□	□□□	□□□		
SELA											
	Loveseat Wood Base <ul style="list-style-type: none">1 = Back, arms, front border (Fabric Contrast 1) C.O.M. = 5.5 yd2 = Seat (Fabric Contrast 2) C.O.M. = 1.75 yd	Non-contrast	7.25 yd	1333WB/NC	□□□□		□□□	□□□	□□□		
		Contrast		1333WB/FC	□□□□	□□□□	□□□	□□□	□□□		
SELA											
	Sofa Wood Base <ul style="list-style-type: none">1 = Back, arms, front border (Fabric Contrast 1) C.O.M. = 6.75 yd2 = Seat (Fabric Contrast 2) C.O.M. = 2.75 yd	Non-contrast	9.5 yd	1343WB/NC	□□□□		□□□	□□□	□□□		
		Contrast		1343WB/FC	□□□□	□□□□	□□□	□□□	□□□		
SELA											
				A	B	C	D	E	F		

HOW TO ORDER

Indicate the following information on order form:

1. Quantity of each item.
2. Model number, including options. See "How To Build a Model Number".
3. Any special service required.

Note: • The □ indicates that a choice is required.

- The absence of the □ indicates that no choice is required.
- Alpha-numeric characters in place of □ indicate that no other alternatives are available.

HOW TO BUILD A MODEL NUMBER

WAC - Wood armcaps; add \$311

- A** Select basic model.
- B** Select non-contrast or fabric contrast 1.
Refer to color addendum at ki.com or KI Fabrics & Finishes binder.
- C** Select fabric contrast 2.
Refer to color addendum at ki.com or KI Fabrics & Finishes binder.
- D** Select moisture barrier.
NMB - No moisture barrier
MB - Moisture barrier
 See pricing column for moisture barrier upcharge.
- E** Select wood finish color.
Refer to color addendum at ki.com or KI Fabrics & Finishes binder.
For Kensington Maple add upcharge.
- F** Select armcaps.
NAC - No armcap



Approx. Packaged Weight	Grade C.O.M.	Grade C	Grade D	Grade E & C.O.L.	Grade F	Grade G	Grade H	Grade I	Grade J	Grade K	Grade L Leather	Grade M Leather	Moisture Barrier add to list price
100.0#	\$ 2308	\$ 2582	\$ 2655	\$ 2741	\$ 2800	\$ 2914	\$ 3030	\$ 3172	\$ 3460	\$ 3747	\$ 4035	\$ 4612	\$ 237
100.0#	2368	2642	2715	2802	2858	2973	3089	3232	3520	3808	4095	4670	237
80.0#	\$ 1983	\$ 2188	\$ 2241	\$ 2306	\$ 2349	\$ 2436	\$ 2524	\$ 2630	\$ 2847	\$ 3060	\$ 3277	\$ 3710	\$ 219
80.0#	2044	2247	2300	2366	2409	2496	2582	2689	2907	3121	3336	3770	219
110.0#	\$ 2631	\$ 2928	\$ 3005	\$ 3099	\$ 3161	\$ 3288	\$ 3412	\$ 3566	\$ 3879	\$ 4190	\$ 4501	\$ 5125	\$ 242
110.0#	2721	3017	3095	3189	3252	3376	3501	3657	3969	4280	4591	5215	242
144.0#	\$ 3265	\$ 3653	\$ 3755	\$ 3877	\$ 3958	\$ 4121	\$ 4284	\$ 4488	\$ 4896	\$ 5303	\$ 5712	\$ 6527	\$ 274
144.0#	3378	3765	3868	3990	4070	4233	4398	4612	5007	5416	5825	6640	274

KENSINGTON MAPLE UPCHARGE

Kensington Maple requires extended leadtimes.

Model

1223/NC	\$34	1223WB/NC	\$41
1223/FC	\$34	1223WB/FC	\$41
1323/NC	\$34	1323WB/NC	\$45
1323/FC	\$34	1323WB/FC	\$45
1333/NC	\$34	1333WB/NC	\$50
1333/FC	\$34	1333WB/FC	\$50
1343/NC	\$34	1343WB/NC	\$60
1343/FC	\$34	1343WB/FC	\$60
1313T/NC	\$34	1313TWB/NC	\$41
1313T/FC	\$34	1313TWB/FC	\$41

SPECIAL SERVICES

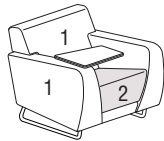
Special Carton Marking

With specially marked information N/C

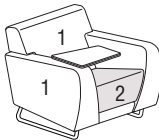
Shipping

Shipped **assembled freight prepaid f.o.b. High Point, North Carolina 27263** factory. Freight class #175.

Specifications and prices are subject to change without prior notice.



- 1 = Back, arms, front border (Fabric Contrast 1) C.O.M. = 4 yd
- 2 = Seat (Fabric Contrast 2) C.O.M. = 1.25 yd

			MODEL NUMBER												
Features	COM	Basic Model	Non-Contrast or Fabric Contrast 1	Fabric Contrast 2	Tab Arm Dir.	Tablet Arm Type	Tablet Hole Cover	Lam. Color	Tablet Edge Finish	Base Finish	Arm Cap	Wood Arm Finish	Glide Option		
 <p>SELA Lounge Chair w/Tablet</p> <ul style="list-style-type: none">• 1 = Back, arms, front border (Fabric Contrast 1) C.O.M. = 4 yd• 2 = Seat (Fabric Contrast 2) C.O.M. = 1.25 yd	Non-contrast	5 yd	1313T/NC	□□□□		□□	□□	□□	□□	□□	□□	□□	□□		
	Contrast		1313T/FC	□□□□	□□□□	□□	□□	□□	□□	□□	□□	□□	□□		
			A	B	C	D	E	F	G	H	I	J	K	L	

- The absence of the ☐ indicates that no choice is required.
- Alpha-numeric characters in place of ☐ indicate that no other alternatives are available.

NGL	- No glides
GNY	- Nylon glides (cream color); add \$5



Approx. Packaged Weight	Grade C.O.M.	Grade C	Grade D	Grade E & C.O.L.	Grade F	Grade G	Grade H	Grade I	Grade J	Grade K	Grade L Leather	Grade M Leather	Moisture Barrier add to list price
80.0#	\$ 1853	\$ 2058	\$ 2112	\$ 2175	\$ 2221	\$ 2306	\$ 2393	\$ 2500	\$ 2717	\$ 2931	\$ 3148	\$ 3580	\$ 219
80.0#	1913	2117	2171	2236	2280	2366	2452	2561	2778	2991	3207	3638	219

INFORMATION
Tablet Shape

Refer to General Information page for tablet shape and dimensions.

MOISTURE BARRIER UPCHARGE

To order with moisture barrier add /MB to the model number and add upcharge.

KENSINGTON MAPLE UPCHARGE

Kensington Maple requires extended leadtimes.

Model

1223/NC	\$34	1223WB/NC	\$41
1223/FC	\$34	1223WB/FC	\$41
1323/NC	\$34	1323WB/NC	\$45
1323/FC	\$34	1323WB/FC	\$45
1333/NC	\$34	1333WB/NC	\$50
1333/FC	\$34	1333WB/FC	\$50
1343/NC	\$34	1343WB/NC	\$60
1343/FC	\$34	1343WB/FC	\$60
1313T/NC	\$34	1313TWB/NC	\$41
1313T/FC	\$34	1313TWB/FC	\$41

SPECIAL SERVICES
Special Carton Marking

With specially marked information N/C

Shipping

Shipped **assembled freight prepaid f.o.b. High Point, North Carolina 27263** factory. Freight class #175.

Specifications and prices are subject to change without notice.

Specifications and prices are subject to change without prior notice.

Lounge Chair w/Tablet and Wood Base

- 1 = Back, arms, front border (Fabric Contrast 1) C.O.M. = 4 yd
- 2 = Seat (Fabric Contrast 2) C.O.M. = 1.25 yd

Note:

- The ☐ indicates that a choice is required.
- The absence of the ☐ indicates that no choice is required.
- Alpha-numeric characters in place of ☐ indicate that no other alternatives are available.

HOW TO BUILD A MODEL NUMBER

- A** Select basic model.
- B** Select non-contrast or fabric contrast 1.
Refer to color addendum at ki.com or KI
Fabrics & Finishes binder.
- C** Select fabric contrast 2.
Refer to color addendum at ki.com or KI
Fabrics & Finishes binder.
- D** Select wood finish color.
Refer to color addendum at ki.com or KI
Fabrics & Finishes binder.
For Kensington Maple add upcharge.
- E** Select tablet arm direction.
- | | |
|------------|--------------------------|
| LFT | - Left facing (standard) |
| RFT | - Right facing |
- Left facing = right-handed when seated
Right facing = left-handed when seated
- F** Select tablet type.
- | | |
|-----------|----------------------------|
| RA | - Removable arm (standard) |
|-----------|----------------------------|

- | | |
|-----------|-------------------------------|
| NR | - Non-removable arm; add \$22 |
| AT | - Articulating arm; add \$37 |
- Select tablet connection hole cover.
- | | |
|------------|-------------------------------|
| NTP | - No tablet hole cover |
| TP | - Tablet hole cover; add \$52 |
- NTP is automatically selected if Non-removable Arm (NR) is chosen.
- Select tablet laminate.
- Refer to color addendum at ki.com or KI Fabrics & Finishes binder.
- Select tablet edge finish.
- Refer to color addendum at ki.com or KI Fabrics & Finishes binder.
- Select armcaps.
- | | |
|------------|---------------------------|
| NAC | - No armcap |
| WAC | - Wood armcaps; add \$311 |



Approx. Packaged Weight	Grade C.O.M.	Grade C	Grade D	Grade E & C.O.L.	Grade F	Grade G	Grade H	Grade I	Grade J	Grade K	Grade L Leather	Grade M Leather	Moisture Barrier add to list price
80.0#	\$ 2270	\$ 2477	\$ 2531	\$ 2595	\$ 2637	\$ 2724	\$ 2811	\$ 2919	\$ 3135	\$ 3352	\$ 3566	\$ 3997	\$ 219
80.0#	2331	2535	2590	2655	2696	2784	2871	2979	3195	3410	3626	4056	219

INFORMATION
Tablet Shape

Refer to General Information page for tablet shape and dimensions.

MOISTURE BARRIER UPCHARGE

To order with moisture barrier add /MB to the model number and add upcharge.

KENSINGTON MAPLE UPCHARGE

Kensington Maple requires extended leadtimes.

Model

1223/NC	\$34	1223WB/NC	\$41
1223/FC	\$34	1223WB/FC	\$41
1323/NC	\$34	1323WB/NC	\$45
1323/FC	\$34	1323WB/FC	\$45
1333/NC	\$34	1333WB/NC	\$50
1333/FC	\$34	1333WB/FC	\$50
1343/NC	\$34	1343WB/NC	\$60
1343/FC	\$34	1343WB/FC	\$60
1313T/NC	\$34	1313TWB/NC	\$41
1313T/FC	\$34	1313TWB/FC	\$41

SPECIAL SERVICES
Special Carton Marking

With specially marked information N/C

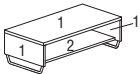
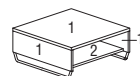
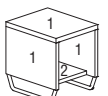

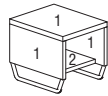

Shipping

Shipped **assembled freight prepaid f.o.b. High Point, North Carolina 27263** factory. Freight class #175.

Specifications and prices are subject to change without prior notice.

Sela™

Tables

			MODEL NUMBER							
			Basic Model	Primary Laminate Color (1)	Secondary Laminate Color (2)	Base Finish	Primary Edge Color (1)	Secondary Edge Color (2)	Glide Option	
 SEFS	Rectangular Coffee Table	48 x 20 x 15"	1350	<input type="checkbox"/> <input type="checkbox"/> <input type="checkbox"/> <input type="checkbox"/>	<input type="checkbox"/> <input type="checkbox"/> <input type="checkbox"/> <input type="checkbox"/>	<input type="checkbox"/> <input type="checkbox"/>	<input type="checkbox"/> <input type="checkbox"/> <input type="checkbox"/> <input type="checkbox"/>	<input type="checkbox"/> <input type="checkbox"/> <input type="checkbox"/> <input type="checkbox"/>	<input type="checkbox"/> <input type="checkbox"/>	
	• Open from 2 sides with a septum down the middle separating the sides									
 SEFS	Square Coffee Table	36 x 36 x 15"	1360	<input type="checkbox"/> <input type="checkbox"/> <input type="checkbox"/> <input type="checkbox"/>	<input type="checkbox"/> <input type="checkbox"/> <input type="checkbox"/> <input type="checkbox"/>	<input type="checkbox"/> <input type="checkbox"/>	<input type="checkbox"/> <input type="checkbox"/> <input type="checkbox"/> <input type="checkbox"/>	<input type="checkbox"/> <input type="checkbox"/> <input type="checkbox"/> <input type="checkbox"/>	<input type="checkbox"/> <input type="checkbox"/>	
	• Open from 2 sides with a septum down the middle separating the sides									
 SEFS	Rectangular End Table	15 x 18 x 18"	1351	<input type="checkbox"/> <input type="checkbox"/> <input type="checkbox"/> <input type="checkbox"/>	<input type="checkbox"/> <input type="checkbox"/> <input type="checkbox"/> <input type="checkbox"/>	<input type="checkbox"/> <input type="checkbox"/>	<input type="checkbox"/> <input type="checkbox"/> <input type="checkbox"/> <input type="checkbox"/>	<input type="checkbox"/> <input type="checkbox"/> <input type="checkbox"/> <input type="checkbox"/>	<input type="checkbox"/> <input type="checkbox"/>	
	• Open from 2 sides with a septum down the middle separating the sides									
 SEFS	Square End Table	18 x 18 x 18"	1361	<input type="checkbox"/> <input type="checkbox"/> <input type="checkbox"/> <input type="checkbox"/>	<input type="checkbox"/> <input type="checkbox"/> <input type="checkbox"/> <input type="checkbox"/>	<input type="checkbox"/> <input type="checkbox"/>	<input type="checkbox"/> <input type="checkbox"/> <input type="checkbox"/> <input type="checkbox"/>	<input type="checkbox"/> <input type="checkbox"/> <input type="checkbox"/> <input type="checkbox"/>	<input type="checkbox"/> <input type="checkbox"/>	
	• Open from 2 sides with a septum down the middle separating the sides									
 SEFS	Rectangular Lamp Table	15 x 18 x 15"	1352	<input type="checkbox"/> <input type="checkbox"/> <input type="checkbox"/> <input type="checkbox"/>	<input type="checkbox"/> <input type="checkbox"/> <input type="checkbox"/> <input type="checkbox"/>	<input type="checkbox"/> <input type="checkbox"/>	<input type="checkbox"/> <input type="checkbox"/> <input type="checkbox"/> <input type="checkbox"/>	<input type="checkbox"/> <input type="checkbox"/> <input type="checkbox"/> <input type="checkbox"/>	<input type="checkbox"/> <input type="checkbox"/>	
	• Open from 2 sides with a septum down the middle separating the sides									
 SEFS	Square Lamp Table	18 x 18 x 15"	1362	<input type="checkbox"/> <input type="checkbox"/> <input type="checkbox"/> <input type="checkbox"/>	<input type="checkbox"/> <input type="checkbox"/> <input type="checkbox"/> <input type="checkbox"/>	<input type="checkbox"/> <input type="checkbox"/>	<input type="checkbox"/> <input type="checkbox"/> <input type="checkbox"/> <input type="checkbox"/>	<input type="checkbox"/> <input type="checkbox"/> <input type="checkbox"/> <input type="checkbox"/>	<input type="checkbox"/> <input type="checkbox"/>	
	• Open from 2 sides with a septum down the middle separating the sides									
			A	B	C	D	E	F	G	

HOW TO ORDER

Indicate the following information on order form:

1. Quantity of each item.
2. Model number, including options. See "How To Build a Model Number".
3. Any special service required.

Note: • The ☐ indicates that a choice is required.
• The absence of the ☐ indicates that no choice is required.
• Alpha-numeric characters in place of ☐ indicate that no other alternatives are available.

HOW TO BUILD A MODEL NUMBER

A Select basic model.

B Select primary laminate color.
Primary laminate selection is for top, side panels and divider panel.
Refer to color addendum at ki.com or KI Fabrics & Finishes binder.

C Select secondary laminate color.
Secondary laminate selection is for bottom shelf.
Refer to color addendum at ki.com or KI Fabrics & Finishes binder.

D Select base finish color.
Chrome is standard but can be finished in any standard KI powdercoat, no additional upcharge.
Refer to color addendum at ki.com or KI Fabrics & Finishes binder.

E Select primary edge color.
Refer to color addendum at ki.com or KI

Fabrics & Finishes binder.

F Select secondary edge color.
Refer to color addendum at ki.com or KI Fabrics & Finishes binder.

G Select glide option.
NG - No sled glides
GN - Nylon glides (cream color); add \$5



Approx. Packaged Weight	Delivered Pricing
140.0#	\$ 1191
140.0#	\$ 1320
55.0#	\$ 933
55.0#	\$ 951
55.0#	\$ 854
55.0#	\$ 874

SPECIAL SERVICES

Special Carton Marking

With specially marked information N/C

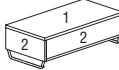
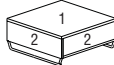




Shipping

Shipped **assembled freight prepaid f.o.b. High Point, North Carolina 27263** factory. Freight class #175.

Specifications and prices are subject to change without notice.

Specifications and prices are subject to change without prior notice.

Sela™
Cube Tables

			MODEL NUMBER							
			Basic Model	Primary Laminate Color (1)	Secondary Laminate Color (2)	Base Finish	Primary Edge Color (1)	Secondary Edge Color (2)	Glide Option	
 SEFS	Rectangular Cube Coffee Table • Fully enclosed	48 x 20 x 15"	1350C	□□□□	□□□□	□□	□□□	□□□	□□	
 SEFS	Square Cube Coffee Table • Fully enclosed	36 x 36 x 15"	1360C	□□□□	□□□□	□□	□□□	□□□	□□	
 SEFS	Rectangular Cube End Table • Fully enclosed	15 x 18 x 18"	1351C	□□□□	□□□□	□□	□□□	□□□	□□	
 SEFS	Square Cube End Table • Fully enclosed	18 x 18 x 18"	1361C	□□□□	□□□□	□□	□□□	□□□	□□	
 SEFS	Rectangular Cube Lamp Table • Fully enclosed	15 x 18 x 15"	1352C	□□□□	□□□□	□□	□□□	□□□	□□	
 SEFS	Square Cube Lamp Table • Fully enclosed	18 x 18 x 15"	1362C	□□□□	□□□□	□□	□□□	□□□	□□	
			A	B	C	D	E	F	G	

HOW TO ORDER

Indicate the following information on order form:

1. Quantity of each item.
2. Model number, including options. See "How To Build a Model Number".
3. Any special service required.

Note:

- The □ indicates that a choice is required.
- The absence of the □ indicates that no choice is required.
- Alpha-numeric characters in place of □ indicate that no other alternatives are available.

HOW TO BUILD A MODEL NUMBER

- A** Select basic model.
- B** Select primary laminate color.
Primary laminate selection is for top.
Refer to color addendum at [ki.com](#) or KI Fabrics & Finishes binder.
- C** Select secondary laminate color.
Secondary laminate selection is for sides.
Refer to color addendum at [ki.com](#) or KI Fabrics & Finishes binder.
- D** Select base finish color.
Chrome is standard but can be finished in any standard KI powdercoat, no additional upcharge.
Refer to color addendum at [ki.com](#) or KI Fabrics & Finishes binder.
- E** Select primary edge color.
Refer to color addendum at [ki.com](#) or KI Fabrics & Finishes binder.
- F** Select secondary edge color.
Refer to color addendum at [ki.com](#) or KI Fabrics & Finishes binder.
- G** Select glide option.
NGL - No glides
GNL - Nylon glides (cream color); add \$5



Approx. Packaged Weight	Delivered Pricing
145.0#	\$ 1573
145.0#	\$ 1589
60.0#	\$ 1182
60.0#	\$ 1237
60.0#	\$ 1080
60.0#	\$ 1111

SPECIAL SERVICES

Special Carton Marking

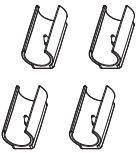
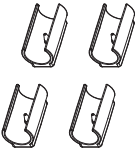
With specially marked information N/C

Shipping

Shipped **assembled freight prepaid f.o.b. High Point, North Carolina 27263** factory. Freight class #175.

Specifications and prices are subject to change without prior notice.

Sela™
Replacement Parts

MODEL	MODEL NUMBER	Approx. Packaged Weight
	Basic Model	
 SELA	Lounge Glides • Set of 4	SELA.GLIDE 0.4#
 SEFS	Table Glides • Set of 4	SEFS.GLIDE 0.4#

A

HOW TO ORDER

Indicate the following information on order form:

1. Quantity of each item.
2. Model number, including options. See “How To Build a Model Number”.
3. Any special service required.

Note:

- The ☐ indicates that a choice is required.
- The absence of the ☐ indicates that no choice is required.
- Alpha-numeric characters in place of ☐ indicate that no other alternatives are available.

HOW TO BUILD A MODEL NUMBER

A Select basic model.



Delivered Pricing	
\$	5
\$	5

SPECIAL SERVICES

Special Carton Marking

With specially marked information N/C

Shipping

Shipped **assembled freight prepaid f.o.b. High Point, North Carolina 27263** factory. Freight class #175.

Specifications and prices are subject to change without prior notice.

Soltice®

General Information



Medium Lounge
(Open Arm, Closed Arm, Seven Arm or Armless)



Medium Loveseat
(Open Arm, Closed Arm, Seven Arm or Armless)



Medium Sofa
(Open Arm, Closed Arm, Seven Arm or Armless)

General Dimensions			
Seat width	22"	44"	66"
Seat depth	19-1/2"	19-1/2"	19-1/2"
Seat height	19"	19"	19"
Arm width	2" (1-3/4" Open Arm)	2" (1-3/4" Open Arm)	2" (1-3/4" Open Arm)
Arm height	27" (w/Arm Only)	27" (w/Arm Only)	27" (w/Arm Only)
Overall Dimensions			
Width	26" (25-3/4" Armless)	48" (47-3/4" Armless)	70-1/2" (70" Armless)
Depth	28"	28"	28"
Height	32"	32"	32"



Seven Arm

SPECIFICATIONS

Complimentary Furniture

The following lounge collections offer complimentary furniture that creates continuity and a cohesive look throughout a facility. These complimentary pieces can be found in other sections of the KI price list.

SOLTICE - Soltice® Healthcare Seating, Soltice® Multiple Seating, Soltice® Guest Chairs, LaResta® Day Bed

UPHOLSTERY INFORMATION

C.O.M. Fabric

For C.O.M. fabric sent to KI-High Point on multiple rolls, add an additional yard of fabric per roll to the yardage requirements. Multiple rolls have shorter pieces of fabric on them and do not allow nesting and stacking of the fabric to achieve the best yield as is done with one large roll. This results in yardage shortages and requests for additional fabric from the client, which can hold up

the order. For each roll that is sent, one yard needs to be added and needs to be added to one of the rolls, not separately.

Fabric Disclaimer

Fabric will be applied as swatched by the fabric manufacturer. Fabric that is required to be applied differently than is swatched will need a Special Cost Request written specifying the direction the fabric is to be applied. The posted standard lead time will apply to the Special Cost Request.

FINISH INFORMATION

SPECIAL FINISH MATCHES

KI can match special finish requests at an upcharge of \$72 List per item, up to 12 or a maximum charge of \$865 List per order per color. Special finish requests must be sent to your KI customer service representative.

Upon receipt from KI, the finishing department will prepare a "strike-off" which will be sent to the customer for approval.

The approval form accompanying the strike-off should be faxed to your KI customer service representative. Upon receipt of the signed approval form, KI will proceed with the order. Disapproved samples may be sent back to KI directly with an explanation of disapproval. A Special Finish Number (SFN) will be assigned to this finish sample for future reference or reorders



Large Lounge
(Closed Arm or Armless)



Large Loveseat
(Closed Arm or Armless)



Large Sofa
(Closed Arm or Armless)

General Dimensions			
Seat width	23-3/4"	47-1/2"	71-1/2"
Seat depth	22"	22"	22"
Seat height	19"	19"	19"
Arm width	4"	4"	4"
Arm height	25-3/4" (w/Arm Only)	25-3/4" (w/Arm Only)	25-3/4" (w/Arm Only)
Overall Dimensions			
Width	31-3/4"	55-1/2"	79-1/2"
Depth	32-3/4"	32-3/4"	32-3/4"
Height	31-3/4"	31-3/4"	31-3/4"


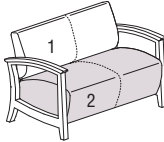
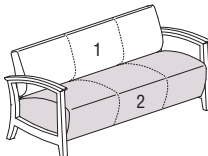
INFORMATION

Warranty

Refer to KI Terms & Conditions document or visit ki.com

Soltice®

Lobby and Lounge Seating

				MODEL NUMBER								
	MODEL	Features	COM	Basic Model	Non-Contrast or Fabric Contrast 1	Fabric Contrast 2	Wood Finish	Arm Cap	Fire Code	Moisture Barrier		
	Medium Lounge Chair (Open Arms) • 1 = Back (Fabric Contrast 1) C.O.M. = 1.75 yd • 2 = Seat (Fabric Contrast 2) C.O.M. = 1.75 yd	Non-contrast	3 yd	S0823/NC	□□□□		□□□	□□□	□□□	□□□		
		Contrast		S0823/FC	□□□□	□□□□	□□□	□□□	□□□	□□□		
SOLS												
	Medium Loveseat (Open Arms) • 1 = Back (Fabric Contrast 1) C.O.M. = 3 yd • 2 = Seat (Fabric Contrast 2) C.O.M. = 2.5 yd	Non-contrast	5 yd	S0833/NC	□□□□		□□□	□□□	□□□	□□□		
		Contrast		S0833/FC	□□□□	□□□□	□□□	□□□	□□□	□□□		
SOLS												
	Medium Sofa (Open Arms) • 1 = Back (Fabric Contrast 1) C.O.M. = 4.5 yd • 2 = Seat (Fabric Contrast 2) C.O.M. = 3.5 yd	Non-contrast	7 yd	S0843/NC	□□□□		□□□	□□□	□□□	□□□		
		Contrast		S0843/FC	□□□□	□□□□	□□□	□□□	□□□	□□□		
				A	B	C	D	E	F	G		

HOW TO ORDER

Indicate the following information on order form:

- Quantity of each item.
- Model number, including options. See "How To Build a Model Number".
- Any special service required.

Note: • The □ indicates that a choice is required.

- The absence of the □ indicates that no choice is required.
- Alpha-numeric characters in place of □ indicate that no other alternatives are available.

HOW TO BUILD A MODEL NUMBER

A Select basic model.

B Select non-contrast or fabric contrast 1.
Refer to color addendum at ki.com or KI Fabrics & Finishes binder.

C Select fabric contrast 2.
Refer to color addendum at ki.com or KI Fabrics & Finishes binder.

D Select wood finish color.
Refer to color addendum at ki.com or KI Fabrics & Finishes binder.
For Kensington Maple add upcharge.

E Select arm option.
WAC - Wood armcaps
PAC - Black poly (pair); add \$179

F Select fire code.
NFR - Compliance to TB 117-2013
FR - Compliance to TB 133
 See pricing column for TB133 upcharge.

G Select moisture barrier.

NMB - No moisture barrier

MB - Moisture barrier

See pricing column for moisture barrier upcharge.

KENSINGTON MAPLE UPCHARGE

Kensington Maple requires extended leadtimes.

Model

S0823/NC	\$91
S0833/NC	\$91
S0843/NC	\$91
S0823/FC	\$91
S0833/FC	\$91
S0843/FC	\$91



Approx. Packaged Weight	Grade C.O.M.	Grade C	Grade D	Grade E & C.O.L.	Grade F	Grade G	Grade H	Grade I	Grade J	Grade K	Grade L Leather	Grade M Leather	TB133 add to list price	Moisture Barrier add to list price
58.0#	\$ 1793	\$ 1811	\$ 1844	\$ 1883	\$ 1907	\$ 1958	\$ 2010	\$ 2073	\$ 2201	\$ 2331	\$ 2460	\$ 2718	\$ 345	\$ 125
58.0#	1853	1874	1904	1943	1969	2019	2070	2136	2263	2393	2520	2779	345	125
82.0#	\$ 2379	\$ 2412	\$ 2472	\$ 2541	\$ 2587	\$ 2681	\$ 2771	\$ 2885	\$ 3116	\$ 3351	\$ 3581	\$ 4043	\$ 478	\$ 241
82.0#	2470	2505	2563	2633	2679	2772	2864	2979	3208	3441	3671	4132	478	241
102.0#	\$ 3023	\$ 3070	\$ 3153	\$ 3247	\$ 3315	\$ 3441	\$ 3569	\$ 3730	\$ 4052	\$ 4370	\$ 4695	\$ 5336	\$ 599	\$ 364
102.0#	3139	3188	3269	3365	3427	3557	3683	3845	4167	4488	4808	5451	599	364

INFORMATION

C.O.M. Requirements

C.O.M. yardage requirements listed above are based on plain goods 54" wide. If less than 54" wide or fabrics requiring matching (stripes, plaids, prints, large patterns), additional yardage will be needed. Consult C.O.M. matrix on the Ordering C.O.M. and C.O.L. page for additional yardage needed. For C.O.M. fabric sent to KI-High Point on multiple rolls, add an additional yard of fabric per roll to the yardage requirements.

C.O.L. Requirements

Figure 18 sq. ft. of leather (C.O.L.) for each yard shown (i.e., 4.75 x 18 = 85.5 sq. ft.).

Contrasting Upholstery

When contrasting fabric is chosen, price at highest in-grade.

Minimum Fabric/Leather Quantity

Minimum order for fabric is 1 yard. Minimum order for leather is 1 hide (approx-

mately 50 sq. ft.).

California TB133 Fire Safety Code

The above seating products can be manufactured using the appropriate flame-retardant materials and fabric selections for compliance to California Technical Bulletin 133. Please contact KI customer service for fabric compliance. Not available with moisture barrier.

SPECIAL SERVICES

Special Carton Marking

With specially marked information N/C

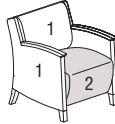
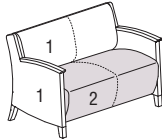
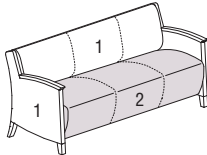
Shipping

Shipped **assembled freight prepaid f.o.b. High Point, North Carolina 27263** factory. Freight class #175.

Specifications and prices are subject to change without prior notice.

Soltice®

Lobby and Lounge Seating

				MODEL NUMBER							
MODEL	Features	COM	Basic Model	Non-Contrast or Fabric Contrast 1	Fabric Contrast 2	Wood Finish	Arm Cap	Fire Code	Moisture Barrier		
	Medium Lounge Chair (Closed Arm)	Non-contrast 5 yd	SP823/NC	□□□□		□□□	□□□	□□□	□□□		
	• 1 = Back and arms (Fabric Contrast 1) C.O.M. = 4.25 yd	Contrast	SP823/FC	□□□□	□□□□	□□□	□□□	□□□	□□□		
	• 2 = Seat (Fabric Contrast 2) C.O.M. = 1.75 yd										
SOLS											
	Medium Loveseat (Closed Arm)	Non-contrast 7 yd	SP833/NC	□□□□		□□□	□□□	□□□	□□□		
	• 1 = Back and arms (Fabric Contrast 1) C.O.M. = 5.25 yd	Contrast	SP833/FC	□□□□	□□□□	□□□	□□□	□□□	□□□		
	• 2 = Seat (Fabric Contrast 2) C.O.M. = 2.5 yd										
SOLS											
	Medium Sofa (Closed Arm)	Non-contrast 9 yd	SP843/NC	□□□□		□□□	□□□	□□□	□□□		
	• 1 = Back and arms (Fabric Contrast 1) C.O.M. = 7 yd	Contrast	SP843/FC	□□□□	□□□□	□□□	□□□	□□□	□□□		
	• 2 = Seat (Fabric Contrast 2) C.O.M. = 3.5 yd										
SOLS											
				A	B	C	D	E	F	G	

HOW TO ORDER

Indicate the following information on order form:

- Quantity of each item.
- Model number, including options. See "How To Build a Model Number".
- Any special service required.

Note: • The □ indicates that a choice is required.

- The absence of the □ indicates that no choice is required.
- Alpha-numeric characters in place of □ indicate that no other alternatives are available.

HOW TO BUILD A MODEL NUMBER

A Select basic model.

B Select non-contrast or fabric contrast 1.
Refer to color addendum at ki.com or KI Fabrics & Finishes binder.

C Select fabric contrast 2.
Refer to color addendum at ki.com or KI Fabrics & Finishes binder.

D Select wood finish color.
Refer to color addendum at ki.com or KI Fabrics & Finishes binder.
For Kensington Maple add upcharge.

E Select arm option.
WAC - Wood armcaps
PAC - Black poly (pair); add \$179

F Select fire code.
NFR - Compliance to TB 117-2013
FR - Compliance to TB 133
See pricing column for TB133 upcharge.

G Select moisture barrier.

NMB - No moisture barrier

MB - Moisture barrier

See pricing column for moisture barrier upcharge.



Approx. Packaged Weight	Grade C.O.M.	Grade C	Grade D	Grade E & C.O.L.	Grade F	Grade G	Grade H	Grade I	Grade J	Grade K	Grade L Leather	Grade M Leather	TB133 add to list price	Moisture Barrier add to list price
70.0#	\$ 1929	\$ 1962	\$ 2020	\$ 2093	\$ 2136	\$ 2229	\$ 2321	\$ 2437	\$ 2668	\$ 2902	\$ 3132	\$ 3594	\$ 430	\$ 158
70.0#	1988	2023	2081	2154	2197	2292	2382	2499	2728	2960	3192	3654	430	158
92.0#	\$ 2597	\$ 2646	\$ 2727	\$ 2821	\$ 2884	\$ 3015	\$ 3143	\$ 3303	\$ 3626	\$ 3945	\$ 4268	\$ 4911	\$ 597	\$ 300
92.0#	2689	2739	2818	2914	2978	3106	3235	3395	3717	4038	4359	5001	597	300
115.0#	\$ 3269	\$ 3328	\$ 3431	\$ 3555	\$ 3638	\$ 3802	\$ 3968	\$ 4174	\$ 4582	\$ 4992	\$ 5404	\$ 6227	\$ 749	\$ 456
115.0#	3381	3443	3548	3669	3754	3916	4082	4289	4699	5107	5521	6342	749	456

KENSINGTON MAPLE UPCHARGE

Kensington Maple requires extended leadtimes.

Model

SP823/NC	\$39
SP833/NC	\$39
SP843/NC	\$39
SP823/FC	\$39
SP833/FC	\$39
SP843/FC	\$39

INFORMATION
C.O.M. Requirements

C.O.M. yardage requirements listed above are based on plain goods 54" wide. If less than 54" wide or fabrics requiring matching (stripes, plaids, prints, large patterns), additional yardage will be needed. Consult C.O.M. matrix on the Ordering C.O.M. and C.O.L. page for additional yardage needed. For C.O.M. fabric sent to KI-High Point on multiple rolls, add an additional yard of fabric per roll to the yardage requirements.

C.O.L. Requirements

Figure 18 sq. ft. of leather (C.O.L.) for each yard shown (i.e., 4.75 x 18 = 85.5 sq. ft.).

Contrasting Upholstery

When contrasting fabric is chosen, price at highest in-grade.

Minimum Fabric/Leather Quantity

Minimum order for fabric is 1 yard. Minimum order for leather is 1 hide (approx-

mately 50 sq. ft.).

California TB133 Fire Safety Code

The above seating products can be manufactured using the appropriate flame-retardant materials and fabric selections for compliance to California Technical Bulletin 133. Please contact KI customer service for fabric compliance. Not available with moisture barrier.

SPECIAL SERVICES
Special Carton Marking

With specially marked information N/C


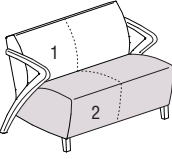
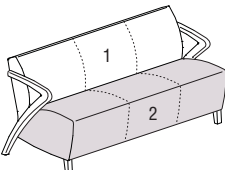
Shipping

Shipped **assembled freight prepaid f.o.b. High Point, North Carolina 27263** factory. Freight class #175.

Specifications and prices are subject to change without prior notice.

Soltice®

Lobby and Lounge Seating

				MODEL NUMBER						
				Basic Model	Non-Contrast or Fabric Contrast 1	Fabric Contrast 2	Wood Finish	Fire Code	Moisture Barrier	
 <p>SOLS</p>	MODEL	Features	COM							
	Medium Lounge Chair (7 Arm)	Non-Contrast	3 yd	SS723/NC	□□□□		□□□	□□□	□□□	
	• 1 = Back and arms (Fabric Contrast 1) C.O.M. = 4.25 yd	Contrast		SS723/FC	□□□□	□□□□	□□□	□□□	□□□	
	• 2 = Seat (Fabric Contrast 2) C.O.M. = 1.75 yd									
 <p>SOLS</p>	Medium Loveseat (7 Arm)	Non-Contrast	5 yd	SS733/NC	□□□□		□□□	□□□	□□□	
	• 1 = Back and arms (Fabric Contrast 1) C.O.M. = 5.25 yd	Contrast		SS733/FC	□□□□	□□□□	□□□	□□□	□□□	
	• 2 = Seat (Fabric Contrast 2) C.O.M. = 2.5 yd									
 <p>SOLS</p>	Medium Sofa (7 Arm)	Non-Contrast	7 yd	SS743/NC	□□□□		□□□	□□□	□□□	
	• 1 = Back and arms (Fabric Contrast 1) C.O.M. = 7 yd	Contrast		SS743/FC	□□□□	□□□□	□□□	□□□	□□□	
	• 2 = Seat (Fabric Contrast 2) C.O.M. = 3.5 yd									
				A	B	C	D	E	F	

HOW TO ORDER

Indicate the following information on order form:

- Quantity of each item.
- Model number, including options. See "How To Build a Model Number".
- Any special service required.

Note: • The □ indicates that a choice is required.

- The absence of the □ indicates that no choice is required.
- Alpha-numeric characters in place of □ indicate that no other alternatives are available.

HOW TO BUILD A MODEL NUMBER

- A** Select basic model.
- B** Select non-contrast or fabric contrast 1.
Refer to color addendum at ki.com or KI Fabrics & Finishes binder.
- C** Select fabric contrast 2.
Refer to color addendum at ki.com or KI Fabrics & Finishes binder.
- D** Select wood finish color.
For Kensington Maple add upcharge.
- E** Select fire code.
NFR - Compliance to TB 117-2013
FR - Compliance to TB 133
 See pricing column for TB133 upcharge.
- F** Select moisture barrier.
MB - Moisture barrier
NMB - No moisture barrier
 See pricing column for moisture barrier upcharge.

KENSINGTON MAPLE UPCHARGE

Kensington Maple requires extended leadtimes.

Model

SS723/NC	\$80
SS733/NC	\$80
SS743/NC	\$80
SS723/FC	\$80
SS733/FC	\$80
SS743/FC	\$80



Approx. Packaged Weight	Grade C.O.M.	Grade C	Grade D	Grade E & C.O.L.	Grade F	Grade G	Grade H	Grade I	Grade J	Grade K	Grade L Leather	Grade M Leather	TB133 add to list price	Moisture Barrier add to list price
58.0#	\$ 1889	\$ 2016	\$ 2050	\$ 2091	\$ 2116	\$ 2169	\$ 2223	\$ 2291	\$ 2423	\$ 2556	\$ 2689	\$ 2956	\$ 345	\$ 157
58.0#	1951	2079	2110	2150	2178	2231	2285	2350	2482	2677	2752	3016	345	157
82.0#	\$ 2429	\$ 2634	\$ 2689	\$ 2755	\$ 2800	\$ 2885	\$ 2973	\$ 3084	\$ 3300	\$ 3518	\$ 3737	\$ 4174	\$ 478	\$ 241
82.0#	2519	2726	2781	2848	2892	2979	3064	3173	3391	3609	3827	4263	478	241
102.0#	\$ 2983	\$ 3270	\$ 3345	\$ 3435	\$ 3496	\$ 3617	\$ 3738	\$ 3889	\$ 4191	\$ 4495	\$ 4799	\$ 5403	\$ 599	\$ 364
102.0#	3099	3386	3461	3552	3612	3734	3853	4005	4308	4611	4915	5521	599	364

INFORMATION

C.O.M. Requirements

C.O.M. yardage requirements listed above are based on plain goods 54" wide. If less than 54" wide or fabrics requiring matching (stripes, plaids, prints, large patterns), additional yardage will be needed. Consult C.O.M. matrix on the Ordering C.O.M. and C.O.L. page for additional yardage needed. For C.O.M. fabric sent to KI-High Point on multiple rolls, add an additional yard of fabric per roll to the yardage requirements.

C.O.L. Requirements

Figure 18 sq. ft. of leather (C.O.L.) for each yard shown (i.e., 4.75 x 18 = 85.5 sq. ft.).

Contrasting Upholstery

When contrasting fabric is chosen, price at highest in-grade.

Minimum Fabric/Leather Quantity

Minimum order for fabric is 1 yard. Minimum order for leather is 1 hide (approx-

mately 50 sq. ft.).

California TB133 Fire Safety Code

The above seating products can be manufactured using the appropriate flame-retardant materials and fabric selections for compliance to California Technical Bulletin 133. Please contact KI customer service for fabric compliance. Not available with moisture barrier.

SPECIAL SERVICES

Special Carton Marking

With specially marked information N/C


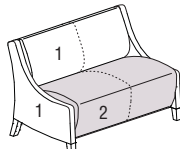
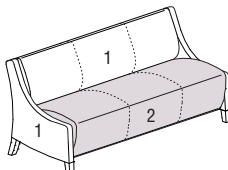
Shipping

Shipped **assembled freight prepaid f.o.b. High Point, North Carolina 27263** factory. Freight class #175.

Specifications and prices are subject to change without prior notice.

Soltice®

Lobby and Lounge Seating

				MODEL NUMBER							
	MODEL	Features	COM	Basic Model	Non-Contrast or Fabric Contrast 1	Fabric Contrast 2	Wood Finish	Fire Code	Moisture Barrier		
	Medium Lounge Chair (Armless) <ul style="list-style-type: none">1 = Back and side panels (Fabric Contrast 1) C.O.M. = 4.25 yd2 = Seat (Fabric Contrast 2) C.O.M. = 1.75 yd	Non-contrast	5 yd	SA823/NC	□□□□		□□□	□□□	□□□		
		Contrast		SA823/FC	□□□□	□□□□	□□□	□□□	□□□		
SOLS											
	Medium Loveseat (Armless) <ul style="list-style-type: none">1 = Back and side panels (Fabric Contrast 1) C.O.M. = 5.25 yd2 = Seat (Fabric Contrast 2) C.O.M. = 2.5 yd	Non-contrast	7 yd	SA833/NC	□□□□		□□□	□□□	□□□		
		Contrast		SA833/FC	□□□□	□□□□	□□□	□□□	□□□		
SOLS											
	Medium Sofa (Armless) <ul style="list-style-type: none">1 = Back and side panels (Fabric Contrast 1) C.O.M. = 7 yd2 = Seat (Fabric Contrast 2) C.O.M. = 3.5 yd	Non-contrast	9 yd	SA843/NC	□□□□		□□□	□□□	□□□		
		Contrast		SA843/FC	□□□□	□□□□	□□□	□□□	□□□		
SOLS											
				A	B	C	D	E	F		

HOW TO ORDER

Indicate the following information on order form:

1. Quantity of each item.
2. Model number, including options. See "How To Build a Model Number".
3. Any special service required.

Note: • The □ indicates that a choice is required.

- The absence of the □ indicates that no choice is required.
- Alpha-numeric characters in place of □ indicate that no other alternatives are available.

HOW TO BUILD A MODEL NUMBER

See pricing column for moisture barrier upcharge.

- A** Select basic model.
- B** Select non-contrast or fabric contrast 1.
Refer to color addendum at ki.com or KI Fabrics & Finishes binder.
- C** Select fabric contrast 2.
Refer to color addendum at ki.com or KI Fabrics & Finishes binder.
- D** Select wood finish color.
Refer to color addendum at ki.com or KI Fabrics & Finishes binder.
For Kensington Maple add upcharge.
- E** Select fire code.
NFR - Compliance to TB 117-2013
FR - Compliance to TB 133
 See pricing column for TB133 upcharge.
- F** Select moisture barrier.
NMB - No moisture barrier
MB - Moisture barrier

KENSINGTON MAPLE UPCHARGE

Kensington Maple requires extended leadtimes.

Model	
SA823/NC	\$18
SA833/NC	\$18
SA843/NC	\$18
SA823/FC	\$18
SA833/FC	\$18
SA843/FC	\$18



Approx. Packaged Weight	Grade C.O.M.	Grade C	Grade D	Grade E & C.O.L.	Grade F	Grade G	Grade H	Grade I	Grade J	Grade K	Grade L Leather	Grade M Leather	TB133 add to list price	Moisture Barrier add to list price
63.0#	\$ 1899	\$ 1931	\$ 1983	\$ 2046	\$ 2083	\$ 2168	\$ 2250	\$ 2353	\$ 2557	\$ 2765	\$ 2968	\$ 3379	\$ 430	\$ 158
63.0#	1961	1991	2045	2107	2144	2229	2309	2412	2619	2823	3031	3441	430	158
85.0#	\$ 2408	\$ 2453	\$ 2532	\$ 2623	\$ 2689	\$ 2809	\$ 2930	\$ 3088	\$ 3394	\$ 3702	\$ 4008	\$ 4628	\$ 597	\$ 300
85.0#	2500	2544	2622	2717	2781	2903	3023	3180	3484	3793	4101	4718	597	300
107.0#	\$ 3070	\$ 3136	\$ 3241	\$ 3369	\$ 3454	\$ 3623	\$ 3791	\$ 4004	\$ 4428	\$ 4852	\$ 5277	\$ 6122	\$ 749	\$ 456
107.0#	3188	3249	3358	3483	3569	3738	3907	4120	4543	4968	5392	6239	749	456

INFORMATION

C.O.M. Requirements

C.O.M. yardage requirements listed above are based on plain goods 54" wide. If less than 54" wide or fabrics requiring matching (stripes, plaids, prints, large patterns), additional yardage will be needed. Consult C.O.M. matrix on the Ordering C.O.M. and C.O.L. page for additional yardage needed. For C.O.M. fabric sent to KI-High Point on multiple rolls, add an additional yard of fabric per roll to the yardage requirements.

C.O.L. Requirements

Figure 18 sq. ft. of leather (C.O.L.) for each yard shown (i.e., 4.75 x 18 = 85.5 sq. ft.).

Contrasting Upholstery

When contrasting fabric is chosen, price at highest in-grade.

Minimum Fabric/Leather Quantity

Minimum order for fabric is 1 yard. Minimum order for leather is 1 hide (approx-

mately 50 sq. ft.).

California TB133 Fire Safety Code

The above seating products can be manufactured using the appropriate flame-retardant materials and fabric selections for compliance to California Technical Bulletin 133. Please contact KI customer service for fabric compliance. Not available with moisture barrier.

SPECIAL SERVICES

Special Carton Marking

With specially marked information N/C

Shipping

Shipped **assembled freight prepaid f.o.b. High Point, North Carolina 27263** factory. Freight class #175.

Specifications and prices are subject to change without prior notice.

Soltice®
Replacement Parts

			MODEL NUMBER						Approx. Packaged Weight
			Basic Model	Non-Contrast or Fabric Contrast 1	Wood Finish	Arm Cap	Fire Code	Moisture Barrier	
	MODEL	COM							
SORP	Medium Lounge Chair - Replacement Back	1.75 yd	823-BK	□□□□			□□□	□□□	20.0#
SORP	Medium Lounge Chair - Replacement Seat	1.75 yd	823-ST	□□□□			□□□	□□□	25.0#
SORP	Medium Lounge Chair - Replacement Arm (Open Arm) • Includes armcap		823-OA/LF		□□□	□□□			13.0#
			823-OA/RF		□□□	□□□			13.0#
SORP	Medium Lounge Chair - Replacement Arm (Closed Arm) • Includes armcap	2.5 yd	823-CA/LF	□□□□	□□□	□□□	□□□	□□□	25.0#
		2.5 yd	823-CA/RF	□□□□	□□□	□□□	□□□	□□□	25.0#
SORP	Medium Lounge Chair - Replacement Arm (Armless)	3 yd	823-AL/LF	□□□□	□□□		□□□	□□□	18.0#
		3 yd	823-AL/RF	□□□□	□□□		□□□	□□□	18.0#
SORP	Medium Lounge Chair - Replacement Armcaps • Set of 2		823-AC		□□□	□□□			5.0#
			A	B	C	D	E	F	

HOW TO ORDER

Indicate the following information on order form:

- Quantity of each item.
- Model number, including options. See “How To Build a Model Number”.
- Any special service required.

Note:

- The □ indicates that a choice is required.
- The absence of the □ indicates that no choice is required.
- Alpha-numeric characters in place of □ indicate that no other alternatives are available.

HOW TO BUILD A MODEL NUMBER

- A** Select basic model.
- B** Select non-contrast or fabric contrast 1.
Refer to color addendum at [ki.com](#) or KI Fabrics & Finishes binder.
- C** Select wood finish color.
Refer to color addendum at [ki.com](#) or KI Fabrics & Finishes binder.
For Kensington Maple add upcharge.
- D** Select arm option.
WAC - Wood armcaps
PAC - Black poly (pair); add \$179
- E** Select fire code.
NFR - Compliance to TB 117-2013
FR - Compliance to TB 133
See pricing column for TB133 upcharge.
- F** Select moisture barrier.
NMB - No moisture barrier
MB - Moisture barrier

See pricing column for moisture barrier upcharge.

KENSINGTON MAPLE UPCHARGE

Kensington Maple requires extended leadtimes.

Model	
823	\$18
833	\$18
843	\$18



Wood Finish	Grade C.O.M.	Grade C	Grade D	Grade E & C.O.L.	Grade F	Grade G	Grade H	Grade I	Grade J	Grade K	Grade L Leather	Grade M Leather	TB133 add to list price	Moisture Barrier add to list price
N/A	\$ 690	\$ 703	\$ 728	\$ 753	\$ 770	\$ 806	\$ 845	\$ 889	\$ 977	\$ 1069	\$ 1159	\$ 1339	\$ 139	\$ 130
N/A	\$ 832	\$ 844	\$ 861	\$ 885	\$ 898	\$ 932	\$ 960	\$ 999	\$ 1076	\$ 1156	\$ 1232	\$ 1385	\$ 139	\$ 124
\$ 487													N/A	N/A
487													N/A	N/A
N/A	\$ 741	\$ 759	\$ 793	\$ 832	\$ 857	\$ 908	\$ 958	\$ 1024	\$ 1153	\$ 1281	\$ 1408	\$ 1668	\$ 233	\$ 113
N/A	741	759	793	832	857	908	958	1024	1153	1281	1408	1668	233	113
N/A	\$ 746	\$ 766	\$ 805	\$ 853	\$ 884	\$ 943	\$ 1007	\$ 1082	\$ 1239	\$ 1393	\$ 1546	\$ 1855	\$ 277	\$ 133
N/A	746	766	805	853	884	943	1007	1082	1239	1393	1546	1855	277	133
\$ 339													N/A	N/A

INFORMATION

C.O.M. Requirements

C.O.M. yardage requirements listed above are based on plain goods 54" wide. If less than 54" wide or fabrics requiring matching (stripes, plaids, prints, large patterns), additional yardage will be needed. Consult C.O.M. matrix on the Ordering C.O.M. and C.O.L. page for additional yardage needed. For C.O.M. fabric sent to KI-High Point on multiple rolls, add an additional yard of fabric per roll to the yardage requirements.

C.O.L. Requirements

Figure 18 sq. ft. of leather (C.O.L.) for each yard shown (i.e., 4.75 x 18 = 85.5 sq. ft.).

Contrasting Upholstery

When contrasting fabric is chosen, price at highest in-grade.

Minimum Fabric/Leather Quantity

Minimum order for fabric is 1 yard. Minimum order for leather is 1 hide (approx-

mately 50 sq. ft.).

California TB133 Fire Safety Code

The above seating products can be manufactured using the appropriate flame-retardant materials and fabric selections for compliance to California Technical Bulletin 133. Please contact KI customer service for fabric compliance. Not available with moisture barrier.

SPECIAL SERVICES

Special Carton Marking

With specially marked information N/C

Shipping

Shipped **k.d. freight prepaid f.o.b. High Point, North Carolina 27263** factory. Freight class #175.

Specifications and prices are subject to change without prior notice.

Soltice®
Replacement Parts

			MODEL NUMBER						Approx. Packaged Weight
			Basic Model	Non-Contrast or Fabric Contrast 1	Wood Finish	Arm Cap	Fire Code	Moisture Barrier	
	MODEL	COM							
	Medium Loveseat - Replacement Back	3 yd	833-BK	□□□□			□□□	□□□	30.0#
	Medium Loveseat - Replacement Seat	2.75 yd	833-ST	□□□□			□□□	□□□	39.0#
SORP	Medium Loveseat - Replacement Arm (Open Arm) • Includes armcap		833-OA/LF		□□□	□□□			13.0#
			833-OA/RF		□□□	□□□			13.0#
SORP	Medium Loveseat - Replacement Arm (Closed Arm) • Includes armcap	2.5 yd	833-CA/LF	□□□□	□□□	□□□	□□□	□□□	25.0#
		2.5 yd	833-CA/RF	□□□□	□□□	□□□	□□□	□□□	25.0#
SORP	Medium Loveseat - Replacement Arm (Armless)	3 yd	833-AL/LF	□□□□	□□□		□□□	□□□	18.0#
		3 yd	833-AL/RF	□□□□	□□□		□□□	□□□	18.0#
SORP	Medium Loveseat - Replacement Armcaps • Set of 2		833-AC		□□□	□□□			5.0#
			A	B	C	D	E	F	

HOW TO ORDER

Indicate the following information on order form:

1. Quantity of each item.
2. Model number, including options. See “How To Build a Model Number”.
3. Any special service required.

Note:

- The □ indicates that a choice is required.
- The absence of the □ indicates that no choice is required.
- Alpha-numeric characters in place of □ indicate that no other alternatives are available.

HOW TO BUILD A MODEL NUMBER

- A** Select basic model.
- B** Select non-contrast or fabric contrast 1.
Refer to color addendum at ki.com or KI Fabrics & Finishes binder.
- C** Select wood finish color.
Refer to color addendum at ki.com or KI Fabrics & Finishes binder.
For Kensington Maple add upcharge.
- D** Select arm option.
WAC - Wood armcaps
PAC - Black poly (pair); add \$179
- E** Select fire code.
NFR - Compliance to TB 117-2013
FR - Compliance to TB 133
See pricing column for TB133 upcharge.
- F** Select moisture barrier.
NMB - No moisture barrier
MB - Moisture barrier

See pricing column for moisture barrier upcharge.

KENSINGTON MAPLE UPCHARGE

Kensington Maple requires extended leadtimes.

Model	
823	\$18
833	\$18
843	\$18



Wood Finish	Grade C.O.M.	Grade C	Grade D	Grade E & C.O.L.	Grade F	Grade G	Grade H	Grade I	Grade J	Grade K	Grade L Leather	Grade M Leather	TB133 add to list price	Moisture Barrier add to list price
N/A	\$ 898	\$ 920	\$ 957	\$ 998	\$ 1028	\$ 1082	\$ 1139	\$ 1210	\$ 1352	\$ 1485	\$ 1636	\$ 1917	\$ 191	\$ 171
N/A	\$ 973	\$ 990	\$ 1024	\$ 1064	\$ 1088	\$ 1138	\$ 1191	\$ 1256	\$ 1382	\$ 1512	\$ 1640	\$ 1896	\$ 191	\$ 171
\$ 487													N/A	N/A
487													N/A	N/A
N/A	\$ 741	\$ 759	\$ 793	\$ 832	\$ 857	\$ 908	\$ 958	\$ 1024	\$ 1153	\$ 1281	\$ 1408	\$ 1668	\$ 233	\$ 113
N/A	741	759	793	832	857	908	958	1024	1153	1281	1408	1668	233	113
N/A	\$ 746	\$ 766	\$ 805	\$ 853	\$ 884	\$ 943	\$ 1007	\$ 1082	\$ 1239	\$ 1393	\$ 1546	\$ 1855	\$ 277	\$ 133
N/A	746	766	805	853	884	943	1007	1082	1239	1393	1546	1855	277	133
\$ 339													N/A	N/A

INFORMATION

C.O.M. Requirements

C.O.M. yardage requirements listed above are based on plain goods 54" wide. If less than 54" wide or fabrics requiring matching (stripes, plaids, prints, large patterns), additional yardage will be needed. Consult C.O.M. matrix on the Ordering C.O.M. and C.O.L. page for additional yardage needed. For C.O.M. fabric sent to KI-High Point on multiple rolls, add an additional yard of fabric per roll to the yardage requirements.

C.O.L. Requirements

Figure 18 sq. ft. of leather (C.O.L.) for each yard shown (i.e., 4.75 x 18 = 85.5 sq. ft.).

Contrasting Upholstery

When contrasting fabric is chosen, price at highest in-grade.

Minimum Fabric/Leather Quantity

Minimum order for fabric is 1 yard. Minimum order for leather is 1 hide (approx-

mately 50 sq. ft.).

California TB133 Fire Safety Code

The above seating products can be manufactured using the appropriate flame-retardant materials and fabric selections for compliance to California Technical Bulletin 133. Please contact KI customer service for fabric compliance. Not available with moisture barrier.

SPECIAL SERVICES

Special Carton Marking

With specially marked information N/C

Shipping

Shipped **k.d. freight prepaid f.o.b. High Point, North Carolina 27263** factory. Freight class #175.

Specifications and prices are subject to change without prior notice.

HOW TO ORDER

1. Quantity of each item.
2. Model number, including options. See "How To Build a Model Number".
3. Any special service required.

Note:

- The ☐ indicates that a choice is required.
- The absence of the ☐ indicates that no choice is required.
- Alpha-numeric characters in place of ☐ indicate that no other alternatives are available.

See pricing column for moisture barrier upcharge.

- A** Select basic model.
- B** Select non-contrast or fabric contrast 1.
Refer to color addendum at [ki.com](#) or KI
Fabrics & Finishes binder.
- C** Select wood finish color.
Refer to color addendum at [ki.com](#) or KI
Fabrics & Finishes binder.
For Kensington Maple add upcharge.
- D** Select arm option.
- | | |
|------------|--------------------------------|
| WAC | - Wood armcaps |
| PAC | - Black poly (pair); add \$179 |
- E** Select fire code.
- | | |
|------------|-----------------------------|
| NFR | - Compliance to TB 117-2013 |
| FR | - Compliance to TB 133 |
- See pricing column for TB133 upcharge.
- F** Select moisture barrier.
- | | |
|------------|-----------------------|
| NMB | - No moisture barrier |
| MB | - Moisture barrier |

Model	
823	\$18
833	\$18
843	\$18



Wood Finish	Grade C.O.M.	Grade C	Grade D	Grade E & C.O.L.	Grade F	Grade G	Grade H	Grade I	Grade J	Grade K	Grade L Leather	Grade M Leather	TB133 add to list price	Moisture Barrier add to list price
N/A	\$ 1257	\$ 1293	\$ 1350	\$ 1420	\$ 1467	\$ 1558	\$ 1650	\$ 1766	\$ 1994	\$ 2228	\$ 2460	\$ 2921	\$ 241	\$ 241
N/A	\$ 1314	\$ 1343	\$ 1387	\$ 1442	\$ 1480	\$ 1551	\$ 1621	\$ 1710	\$ 1891	\$ 2070	\$ 2251	\$ 2611	\$ 241	\$ 228
\$ 487													N/A	N/A
487													N/A	N/A
N/A	\$ 741	\$ 759	\$ 793	\$ 832	\$ 857	\$ 908	\$ 958	\$ 1024	\$ 1153	\$ 1281	\$ 1408	\$ 1668	\$ 233	\$ 113
N/A	741	759	793	832	857	908	958	1024	1153	1281	1408	1668	233	113
N/A	\$ 746	\$ 766	\$ 805	\$ 853	\$ 884	\$ 943	\$ 1007	\$ 1082	\$ 1239	\$ 1393	\$ 1546	\$ 1855	\$ 277	\$ 133
N/A	746	766	805	853	884	943	1007	1082	1239	1393	1546	1855	277	133
\$ 339													N/A	N/A

INFORMATION

C.O.M. Requirements

C.O.M. yardage requirements listed above are based on plain goods 54" wide. If less than 54" wide or fabrics requiring matching (stripes, plaids, prints, large patterns), additional yardage will be needed. Consult C.O.M. matrix on the Ordering C.O.M. and C.O.L. page for additional yardage needed. For C.O.M. fabric sent to KI-High Point on multiple rolls, add an additional yard of fabric per roll to the yardage requirements.

C.O.L. Requirements

Figure 18 sq. ft. of leather (C.O.L.) for each yard shown (i.e., 4.75 x 18 = 85.5 sq. ft.).

Contrasting Upholstery

When contrasting fabric is chosen, price at highest in-grade.

Minimum Fabric/Leather Quantity

Minimum order for fabric is 1 yard. Minimum order for leather is 1 hide (approx-

mately 50 sq. ft.).

California TB133 Fire Safety Code

The above seating products can be manufactured using the appropriate flame-retardant materials and fabric selections for compliance to California Technical Bulletin 133. Please contact KI customer service for fabric compliance. Not available with moisture barrier.

SPECIAL SERVICES

Special Carton Marking

With specially marked information N/C


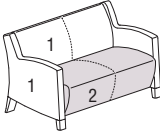
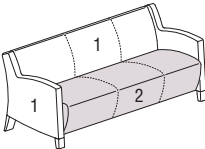
Shipping

Shipped **k.d. freight prepaid f.o.b. High Point, North Carolina 27263** factory. Freight class #175.

Specifications and prices are subject to change without prior notice.

Soltice®

Lobby and Lounge Seating

				MODEL NUMBER						
MODEL	Features	COM	Basic Model	Non-Contrast or Fabric Contrast 1	Fabric Contrast 2	Wood Finish	Fire Code	Moisture Barrier		
	Large Lounge Chair (Closed Arm)	Non-contrast	5.5 yd	SP923/NC	□□□□		□□□	□□□	□□□	
	• 1 = Back and arms (Fabric Contrast 1) C.O.M. = 4.75 yd	Contrast		SP923/FC	□□□□	□□□□	□□□	□□□	□□□	
	• 2 = Seat (Fabric Contrast 2) C.O.M. = 1.75 yd									
SOLS										
	Large Loveseat (Closed Arm)	Non-contrast	7.75 yd	SP933/NC	□□□□		□□□	□□□	□□□	
	• 1 = Back and arms (Fabric Contrast 1) C.O.M. = 6 yd	Contrast		SP933/FC	□□□□	□□□□	□□□	□□□	□□□	
	• 2 = Seat (Fabric Contrast 2) C.O.M. = 2.75 yd									
SOLS										
	Large Sofa (Closed Arm)	Non-contrast	9.75 yd	SP943/NC	□□□□		□□□	□□□	□□□	
	• 1 = Back and arms (Fabric Contrast 1) C.O.M. = 7.5 yd	Contrast		SP943/FC	□□□□	□□□□	□□□	□□□	□□□	
	• 2 = Seat (Fabric Contrast 2) C.O.M. = 3.5 yd									
SOLS										
				A	B	C	D	E	F	

HOW TO ORDER

Indicate the following information on order form:

- Quantity of each item.
- Model number, including options. See "How To Build a Model Number".
- Any special service required.

Note: • The □ indicates that a choice is required.

- The absence of the □ indicates that no choice is required.
- Alpha-numeric characters in place of □ indicate that no other alternatives are available.

HOW TO BUILD A MODEL NUMBER

See pricing column for moisture barrier upcharge.

- A** Select basic model.
- B** Select non-contrast or fabric contrast 1.
Refer to color addendum at ki.com or KI Fabrics & Finishes binder.
- C** Select fabric contrast 2.
Refer to color addendum at ki.com or KI Fabrics & Finishes binder.
- D** Select wood finish color.
Refer to color addendum at ki.com or KI Fabrics & Finishes binder.
For Kensington Maple add upcharge.
- E** Select fire code.
NFR - Compliance to TB 117-2013
FR - Compliance to TB 133
 See pricing column for TB133 upcharge.
- F** Select moisture barrier.
NMB - No moisture barrier
MB - Moisture barrier

KENSINGTON MAPLE UPCHARGE

Kensington Maple requires extended leadtimes.

Model

SP923/NC	\$18
SP933/NC	\$18
SP943/NC	\$18
SP923/FC	\$18
SP933/FC	\$18
SP943/FC	\$18



Approx. Packaged Weight	Grade C.O.M.	Grade C	Grade D	Grade E & C.O.L.	Grade F	Grade G	Grade H	Grade I	Grade J	Grade K	Grade L Leather	Grade M Leather	TB133 add to list price	Moisture Barrier add to list price
80.0#	\$ 2275	\$ 2313	\$ 2378	\$ 2454	\$ 2506	\$ 2609	\$ 2712	\$ 2840	\$ 3096	\$ 3355	\$ 3609	\$ 4124	\$ 430	\$ 158
80.0#	2337	2374	2438	2515	2568	2670	2773	2903	3157	3417	3670	4184	430	158
105.0#	\$ 3335	\$ 3383	\$ 3467	\$ 3560	\$ 3625	\$ 3754	\$ 3880	\$ 4042	\$ 4363	\$ 4682	\$ 5005	\$ 5649	\$ 597	\$ 300
105.0#	3427	3476	3557	3653	3716	3845	3974	4131	4455	4775	5099	5739	597	300
125.0#	\$ 3992	\$ 4055	\$ 4162	\$ 4290	\$ 4371	\$ 4542	\$ 4711	\$ 4924	\$ 5349	\$ 5773	\$ 6196	\$ 7043	\$ 749	\$ 456
125.0#	4109	4172	4277	4403	4489	4658	4828	5039	5463	5886	6311	7159	749	456

INFORMATION

C.O.M. Requirements

C.O.M. yardage requirements listed above are based on plain goods 54" wide. If less than 54" wide or fabrics requiring matching (stripes, plaids, prints, large patterns), additional yardage will be needed. Consult C.O.M. matrix on the Ordering C.O.M. and C.O.L. page for additional yardage needed. For C.O.M. fabric sent to KI-High Point on multiple rolls, add an additional yard of fabric per roll to the yardage requirements.

C.O.L. Requirements

Figure 18 sq. ft. of leather (C.O.L.) for each yard shown (i.e., 4.75 x 18 = 85.5 sq. ft.).

Contrasting Upholstery

When contrasting fabric is chosen, price at highest in-grade.

Minimum Fabric/Leather Quantity

Minimum order for fabric is 1 yard. Minimum order for leather is 1 hide (approx-

mately 50 sq. ft.).

California TB133 Fire Safety Code

The above seating products can be manufactured using the appropriate flame-retardant materials and fabric selections for compliance to California Technical Bulletin 133. Please contact KI customer service for fabric compliance. Not available with moisture barrier.

SPECIAL SERVICES

Special Carton Marking

With specially marked information N/C



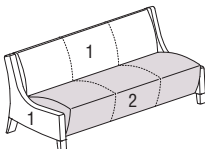
Shipping

Shipped **assembled unless replacement parts which ship k.d. freight prepaid High Point, North Carolina 27263** factory. Freight class #175.

Specifications and prices are subject to change without prior notice.

Soltice®

Lobby and Lounge Seating

				MODEL NUMBER						
				Basic Model	Non-Contrast or Fabric Contrast 1	Fabric Contrast 2	Wood Finish	Fire Code	Moisture Barrier	
MODEL	Features	COM								
	Large Lounge Chair (Armless)	Non-contrast	5.5 yd	SA923/NC	□□□□		□□□	□□□	□□□	
	• 1 = Back and side panels (Fabric Contrast 1) C.O.M. = 4.75 yd	Contrast		SA923/FC	□□□□	□□□□	□□□	□□□	□□□	
	• 2 = Seat (Fabric Contrast 2) C.O.M. = 1.75 yd									
SOLS										
	Large Loveseat (Armless)	Non-contrast	7.5 yd	SA933/NC	□□□□		□□□	□□□	□□□	
	• 1 = Back and side panels (Fabric Contrast 1) C.O.M. = 5.75 yd	Contrast		SA933/FC	□□□□	□□□□	□□□	□□□	□□□	
	• 2 = Seat (Fabric Contrast 2) C.O.M. = 2.75 yd									
SOLS										
	Large Sofa (Armless)	Non-contrast	9.5 yd	SA943/NC	□□□□		□□□	□□□	□□□	
	• 1 = Back and side panels (Fabric Contrast 1) C.O.M. = 7.5 yd	Contrast		SA943/FC	□□□□	□□□□	□□□	□□□	□□□	
	• 2 = Seat (Fabric Contrast 2) C.O.M. = 3.5 yd									
SOLS										
				A	B	C	D	E	F	

HOW TO ORDER

Indicate the following information on order form:

1. Quantity of each item.
2. Model number, including options. See "How To Build a Model Number".
3. Any special service required.

Note: • The □ indicates that a choice is required.

- The absence of the □ indicates that no choice is required.
- Alpha-numeric characters in place of □ indicate that no other alternatives are available.

HOW TO BUILD A MODEL NUMBER

A Select basic model.

B Select non-contrast or fabric contrast 1.
Refer to color addendum at ki.com or KI Fabrics & Finishes binder.

C Select fabric contrast 2.
Refer to color addendum at ki.com or KI Fabrics & Finishes binder.

D Select wood finish color.
Refer to color addendum at ki.com or KI Fabrics & Finishes binder.
For Kensington Maple add upcharge.

E Select fire code.
NFR - Compliance to TB 117-2013
FR - Compliance to TB 133
 See pricing column for TB133 upcharge.

F Select moisture barrier.
NMB - No moisture barrier
MB - Moisture barrier

See pricing column for moisture barrier upcharge.

KENSINGTON MAPLE UPCHARGE

Kensington Maple requires extended leadtimes.

Model

SA923/NC	\$18
SA933/NC	\$18
SA943/NC	\$18
SA923/FC	\$18
SA933/FC	\$18
SA943/FC	\$18



Approx. Packaged Weight	Grade C.O.M.	Grade C	Grade D	Grade E & C.O.L.	Grade F	Grade G	Grade H	Grade I	Grade J	Grade K	Grade L Leather	Grade M Leather	TB133 add to list price	Moisture Barrier add to list price
75.0#	\$ 2316	\$ 2353	\$ 2412	\$ 2485	\$ 2535	\$ 2634	\$ 2731	\$ 2855	\$ 3096	\$ 3340	\$ 3587	\$ 4074	\$ 430	\$ 158
75.0#	2378	2412	2475	2546	2596	2693	2791	2914	3157	3404	3646	4132	430	158
95.0#	\$ 3252	\$ 3302	\$ 3384	\$ 3484	\$ 3554	\$ 3687	\$ 3819	\$ 3989	\$ 4319	\$ 4656	\$ 4988	\$ 5655	\$ 597	\$ 300
95.0#	3343	3394	3477	3576	3645	3780	3912	4080	4413	4748	5080	5746	597	300
120.0#	\$ 3893	\$ 3956	\$ 4059	\$ 4188	\$ 4273	\$ 4443	\$ 4612	\$ 4822	\$ 5250	\$ 5672	\$ 6097	\$ 6945	\$ 749	\$ 456
120.0#	4006	4071	4177	4304	4391	4558	4728	4939	5363	5787	6211	7058	749	456

INFORMATION

C.O.M. Requirements

C.O.M. yardage requirements listed above are based on plain goods 54" wide. If less than 54" wide or fabrics requiring matching (stripes, plaids, prints, large patterns), additional yardage will be needed. Consult C.O.M. matrix on the Ordering C.O.M. and C.O.L. page for additional yardage needed. For C.O.M. fabric sent to KI-High Point on multiple rolls, add an additional yard of fabric per roll to the yardage requirements.

C.O.L. Requirements

Figure 18 sq. ft. of leather (C.O.L.) for each yard shown (i.e., 4.75 x 18 = 85.5 sq. ft.).

Contrasting Upholstery

When contrasting fabric is chosen, price at highest in-grade.

Minimum Fabric/Leather Quantity

Minimum order for fabric is 1 yard. Minimum order for leather is 1 hide (approx-

mately 50 sq. ft.).

California TB133 Fire Safety Code

The above seating products can be manufactured using the appropriate flame-retardant materials and fabric selections for compliance to California Technical Bulletin 133. Please contact KI customer service for fabric compliance. Not available with moisture barrier.

SPECIAL SERVICES

Special Carton Marking

With specially marked information N/C

Shipping

Shipped **assembled unless replacement parts which ship k.d. freight prepaid High Point, North Carolina 27263** factory. Freight class #175.

Specifications and prices are subject to change without prior notice.

Soltice®
Replacement Parts

			MODEL NUMBER					Approx. Packaged Weight Grade C.O.M.	
			Basic Model	Non-Contrast or Fabric Contrast 1	Wood Finish	TB133	Moisture Barrier		
SORP	Large Lounge Chair - Replacement Back	1.75 yd	923-BK	□□□□		□□□	□□□	20.0#	\$ 732
	Large Lounge Chair - Replacement Seat	1.75 yd	923-ST	□□□□		□□□	□□□	25.0#	\$ 836
SORP	Large Lounge Chair - Replacement Arm (Closed Arm)	3 yd	923-CA/LF	□□□□	□□□	□□□	□□□	25.0#	\$ 937
		3 yd	923-CA/RF	□□□□	□□□	□□□	□□□	25.0#	937
SORP	Large Lounge Chair - Replacement Arm (Armless)	3 yd	923-AL	□□□□	□□□	□□□	□□□	15.0#	\$ 852
	Large Loveseat - Replacement Back	3.25 yd	933-BK	□□□□		□□□	□□□	32.0#	\$ 963
SORP	Large Loveseat - Replacement Seat	3 yd	933-ST	□□□□		□□□	□□□	48.0#	\$ 1114
	Large Loveseat - Replacement Arm (Closed Arm)	3 yd	933-CA/LF	□□□□	□□□	□□□	□□□	20.0#	\$ 937
SORP		3 yd	933-CA/RF	□□□□	□□□	□□□	□□□	20.0#	937
	Large Loveseat - Replacement Arm (Armless)	3 yd	933-AL	□□□□	□□□	□□□	□□□	15.0#	\$ 852
SORP	Large Sofa - Replacement Back	4.75 yd	943-BK	□□□□		□□□	□□□	45.0#	\$ 1209
	Large Sofa - Replacement Seat	3.75 yd	943-ST	□□□□		□□□	□□□	60.0#	\$ 1383
SORP	Large Sofa - Replacement Arm (Closed Arm)	3 yd	943-CA/LF	□□□□	□□□	□□□	□□□	20.0#	\$ 937
		3 yd	943-CA/RF	□□□□	□□□	□□□	□□□	20.0#	937
SORP	Large Sofa - Replacement Arm (Armless)	3 yd	943-AL	□□□□	□□□	□□□	□□□	15.0#	\$ 852
			A	B	C	D	E		

HOW TO ORDER

Indicate the following information on order form:

- Quantity of each item.
- Model number, including options. See “How To Build a Model Number”.
- Any special service required.

Note:

- The □ indicates that a choice is required.
- The absence of the □ indicates that no choice is required.
- Alpha-numeric characters in place of □ indicate that no other alternatives are available.

HOW TO BUILD A MODEL NUMBER

- A** Select basic model.
- B** Select non-contrast or fabric contrast 1. Refer to color addendum at ki.com or KI Fabrics & Finishes binder.
- C** Select wood finish color. Refer to color addendum at ki.com or KI Fabrics & Finishes binder. For Kensington Maple add upcharge.
- D** Select fire code.
NFR - Compliance to TB 117-2013
FR - Compliance to TB 133
See pricing column for TB133 upcharge.
- E** Select moisture barrier.
NMB - No moisture barrier
MB - Moisture barrier
See pricing column for moisture barrier upcharge.

KENSINGTON MAPLE UPCHARGE

Kensington Maple requires extended leadtimes.

Model

923	\$18
933	\$18
943	\$18



Grade C	Grade D	Grade E & C.O.L.	Grade F	Grade G	Grade H	Grade I	Grade J	Grade K	Grade L Leather	Grade M Leather	TB133 add to list price	Moisture Barrier add to list price
\$ 746	\$ 765	\$ 794	\$ 812	\$ 848	\$ 884	\$ 930	\$ 1019	\$ 1108	\$ 1199	\$ 1379	\$ 139	\$ 130
\$ 848	\$ 865	\$ 890	\$ 907	\$ 936	\$ 969	\$ 1005	\$ 1082	\$ 1160	\$ 1238	\$ 1392	\$ 139	\$ 130
\$ 960	\$ 998	\$ 1045	\$ 1075	\$ 1137	\$ 1200	\$ 1276	\$ 1433	\$ 1585	\$ 1741	\$ 2048	\$ 266	\$ 129
960	998	1045	1075	1137	1200	1276	1433	1585	1741	2048	266	129
\$ 877	\$ 913	\$ 959	\$ 989	\$ 1050	\$ 1114	\$ 1191	\$ 1346	\$ 1498	\$ 1654	\$ 1961	\$ 266	\$ 129
\$ 984	\$ 1020	\$ 1063	\$ 1091	\$ 1146	\$ 1202	\$ 1273	\$ 1415	\$ 1557	\$ 1698	\$ 1981	\$ 191	\$ 130
\$ 1133	\$ 1165	\$ 1203	\$ 1228	\$ 1281	\$ 1332	\$ 1396	\$ 1523	\$ 1654	\$ 1782	\$ 2038	\$ 191	\$ 130
\$ 960	\$ 998	\$ 1045	\$ 1075	\$ 1137	\$ 1200	\$ 1276	\$ 1433	\$ 1585	\$ 1741	\$ 2048	\$ 266	\$ 129
960	998	1045	1075	1137	1200	1276	1433	1585	1741	2048	266	129
\$ 877	\$ 913	\$ 959	\$ 989	\$ 1050	\$ 1114	\$ 1191	\$ 1346	\$ 1498	\$ 1654	\$ 1961	\$ 266	\$ 129
\$ 1246	\$ 1303	\$ 1373	\$ 1418	\$ 1511	\$ 1604	\$ 1719	\$ 1949	\$ 2179	\$ 2411	\$ 2873	\$ 241	\$ 130
\$ 1411	\$ 1456	\$ 1511	\$ 1546	\$ 1617	\$ 1691	\$ 1780	\$ 1987	\$ 2138	\$ 2320	\$ 2679	\$ 241	\$ 130
\$ 960	\$ 998	\$ 1045	\$ 1075	\$ 1137	\$ 1200	\$ 1276	\$ 1433	\$ 1585	\$ 1741	\$ 2048	\$ 266	\$ 129
960	998	1045	1075	1137	1200	1276	1433	1585	1741	2048	266	129
\$ 877	\$ 913	\$ 959	\$ 989	\$ 1050	\$ 1114	\$ 1191	\$ 1346	\$ 1498	\$ 1654	\$ 1961	\$ 266	\$ 129

INFORMATION

C.O.M. Requirements

C.O.M. yardage requirements listed above are based on plain goods 54" wide. If less than 54" wide or fabrics requiring matching (stripes, plaids, prints, large patterns), additional yardage will be needed. Consult C.O.M. matrix on the Ordering C.O.M. and C.O.L. page for additional yardage needed. For C.O.M. fabric sent to KI-High Point on multiple rolls, add an additional yard of fabric per roll to the yardage requirements.

C.O.L. Requirements

Figure 18 sq. ft. of leather (C.O.L.) for each yard shown (i.e., 4.75 x 18 = 85.5 sq. ft.).

Contrasting Upholstery

When contrasting fabric is chosen, price at highest in-grade.

Minimum Fabric/Leather Quantity

Minimum order for fabric is 1 yard. Minimum order for leather is 1 hide (approx-

mately 50 sq. ft.).

California TB133 Fire Safety Code

The above seating products can be manufactured using the appropriate flame-retardant materials and fabric selections for compliance to California Technical Bulletin 133. Please contact KI customer service for fabric compliance. Not available with moisture barrier.

SPECIAL SERVICES

Special Carton Marking

With specially marked information N/C

Shipping

Shipped **assembled unless replacement parts which ship k.d. freight prepaid High Point, North Carolina 27263** factory. Freight class #175.

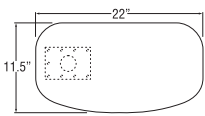
Specifications and prices are subject to change without prior notice.

Tea Cup™

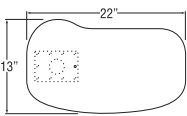
General Information



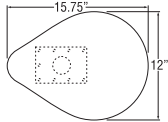
General Dimensions			
Seat width	22"	44"	22"
Seat depth	21"	21"	21"
Seat height	18-1/2"	18-1/2"	18-1/2"
Tablet arm			13" Diameter
Arm width	4"	4"	4"
Arm height	24"	24"	24"
Overall Dimensions			
Width	30"	52"	30"
Depth	31"	31"	31"
Height	31"	31"	31"



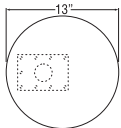
Standard Cody™ Tablet
(Bowfront Tablet)



Standard Jessa™ Tablet



Teardrop Tablet



Standard Teacup Tablet

UPHOLSTERY INFORMATION

C.O.M. Fabric

For C.O.M. fabric sent to KI-High Point on multiple rolls, add an additional yard of fabric per roll to the yardage requirements. Multiple rolls have shorter pieces of fabric on them and do not allow nesting and stacking of the fabric to achieve the best yield as is done with one large roll. This results in yardage shortages and requests for additional fabric from the client, which can hold up the order. For each roll that is sent, one yard needs to be added and needs to be added to one of the rolls, not separately.

Fabric Disclaimer

Fabric will be applied as swatched by the fabric manufacturer. Fabric that is required to be applied differently than is swatched will need a Special Cost Request written specifying the direction the fabric is to be applied. The posted standard lead time will apply to the Special Cost Request.

Tablet Arm

Tablet is left facing (right-handed when seated)—standard. Tablet is figured laminated wood veneer bowfront—standard. Available in all standard KI wood finishes - specify. For tablet options/specifications, refer to table specifications. Tablet is removable—standard. Chair will be produced with left-facing/right-handed tablet unless reverse is specified.

TABLET ARM OPTIONS

All tablets can be done on any tablet chair except RELAX.

FINISH INFORMATION

SPECIAL FINISH MATCHES

KI can match special finish requests at an upcharge of \$72 List per item, up to 12 or a maximum charge of \$865 List per order per color. Special finish requests must be sent to your KI customer service representative.

Upon receipt from KI, the finishing department will prepare a "strike-off" which will be sent to the customer for approval.

The approval form accompanying the strike-off should be faxed to your KI customer service representative. Upon receipt of the signed approval form, KI will proceed with the order. Disapproved samples may be sent back to KI directly with an explanation of disapproval. A Special Finish Number (SFN) will be assigned to this finish sample for future reference or reorders



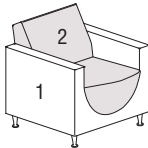
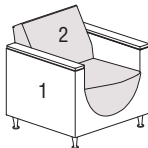
INFORMATION

Warranty

Refer to KI Terms & Conditions document
or visit ki.com

Tea Cup™

Lobby and Lounge Seating

			MODEL NUMBER							Approx. Packaged Weight
			Basic Model	Non-Contrast or Fabric Contrast 1	Fabric Contrast 2	Legs and/or Casters	Wood Finish	Fire Code	Moisture Barrier	
	Non-contrast	3.75 yd	5723/NC	□□□□		□□□□□□		□□□	□□□	65.0#
	Contrast		5723/FC	□□□□	□□□□	□□□□□□		□□□	□□□	65.0#
TEAC Lounge Chair with Upholstered Arms										
• 1 = Body (Fabric Contrast 1) C.O.M. = 3.5 yd										
• 2 = Back and seat (Fabric Contrast 2) C.O.M. = 2.25 yd										
	Non-contrast	3.75 yd	5723WA/NC	□□□□		□□□□□□	□□□	□□□	□□□	65.0#
	Contrast		5723WA/FC	□□□□	□□□□	□□□□□□	□□□	□□□	□□□	65.0#
TEAC Lounge Chair with Wood Arms										
• 1 = Body (Fabric Contrast 1) C.O.M. = 3.5 yd										
• 2 = Back and seat (Fabric Contrast 2) C.O.M. = 2.25 yd										
			A	B	C	D	E	F	G	

HOW TO ORDER

Indicate the following information on order form:

- Quantity of each item.
- Model number, including options. See "How To Build a Model Number".
- Any special service required.

Note: • The ☐ indicates that a choice is required.

- The absence of the ☐ indicates that no choice is required.
- Alpha-numeric characters in place of ☐ indicate that no other alternatives are available.

HOW TO BUILD A MODEL NUMBER

A Select basic model.

B Select non-contrast or fabric contrast 1.
Refer to color addendum at ki.com or KI Fabrics & Finishes binder.

C Select fabric contrast 2.
Refer to color addendum at ki.com or KI Fabrics & Finishes binder.

D Select leg finish or casters.
BRAL - Brushed aluminum legs (standard)
BL - Black legs; add \$108
POL - Polished aluminum legs; add \$108
PW - Pewter legs; add \$108
FCRBRAL - Front casters, rear brushed aluminum legs; add \$108
FCRPOL - Front casters, rear polished aluminum legs; add \$108
FCRBL - Front casters, rear textured black legs; add \$108

FCRPW - Front casters, rear pewter legs; add \$108

RCFBRAL - Rear casters, front brushed aluminum legs; add \$108

RCFPOL - Rear casters, front polished aluminum legs; add \$108

RCFBL - Rear casters, front textured black legs; add \$108

RCFPW - Rear casters, front pewter legs; add \$108

FRC - Front/rear casters (price per pair); add \$216

E Select wood finish color.
For Kensington Maple add upcharge.

F Select fire code.
NFR - Compliance to TB 117-2013
FR - Compliance to TB 133
See pricing column for TB133 upcharge.

G Select moisture barrier.
NMB - No moisture barrier
MB - Moisture barrier
See pricing column for moisture barrier



Grade C.O.M.	Grade C	Grade D	Grade E & C.O.L.	Grade F	Grade G	Grade H	Grade I	Grade J	Grade K	Grade L Leather	Grade M Leather	TB133 add to list price	Moisture Barrier add to list price
\$ 1654	\$ 1693	\$ 1749	\$ 1826	\$ 1873	\$ 1966	\$ 2068	\$ 2188	\$ 2435	\$ 2673	\$ 2923	\$ 3412	\$ 396	\$ 145
1716	1752	1810	1885	1932	2026	2129	2246	2495	2734	2984	3471	396	145
\$ 1881	\$ 1921	\$ 1977	\$ 2054	\$ 2100	\$ 2194	\$ 2296	\$ 2412	\$ 2660	\$ 2902	\$ 3152	\$ 3637	\$ 396	\$ 145
1942	1981	2037	2113	2160	2253	2357	2474	2722	2959	3209	3697	396	145

KENSINGTON MAPLE UPCHARGE

Kensington Maple requires extended leadtimes.

Model

5713T/NC	\$11
5723WA/NC	\$11
5733WA/NC	\$11
5735WA/NC	\$11
5713T/FC	\$11
5723WA/FC	\$11
5733WA/FC	\$11
5735WA/FC	\$11

INFORMATION

C.O.M. Requirements

C.O.M. yardage requirements listed above are based on plain goods 54" wide. If less than 54" wide or fabrics requiring matching (stripes, plaids, prints, large patterns), additional yardage will be needed. Consult C.O.M. matrix on the Ordering C.O.M. and C.O.L. page for additional yardage needed. For C.O.M. fabric sent to KI-High Point on multiple rolls, add an additional yard of fabric per roll to the yardage requirements.

C.O.L. Requirements

Figure 18 sq. ft. of leather (C.O.L.) for each yard shown (i.e., 4.75 x 18 = 85.5 sq. ft.).

Contrasting Upholstery

When contrasting fabric is chosen, price at highest in-grade.

Minimum Fabric/Leather Quantity

Minimum order for fabric is 1 yard. Minimum order for leather is 1 hide (approx-

mately 50 sq. ft.).

California TB133 Fire Safety Code

The above seating products can be manufactured using the appropriate flame-retardant materials and fabric selections for compliance to California Technical Bulletin 133. Please contact KI customer service for fabric compliance. Not available with moisture barrier.

Construction

Frames of kiln-dried hardwood and laminated wood veneer. Cushioning of multiple densities of polyurethane foam and dacron fiber. Legs are solid aluminum turned and tapped for metal-to-metal connection, available in brushed aluminum - standard. Attached cushions.

SPECIAL SERVICES

Special Carton Marking

With specially marked information N/C

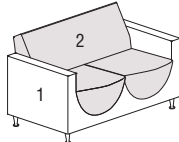
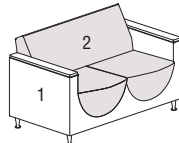
Shipping

Shipped **assembled freight prepaid f.o.b. High Point, North Carolina 27263** factory. Freight class #175.

Specifications and prices are subject to change without prior notice.

Tea Cup™

Lobby and Lounge Seating

				MODEL NUMBER							
				Basic Model	Non-Contrast or Fabric Contrast 1	Fabric Contrast 2	Leg Finish	Wood Finish	Fire Code	Moisture Barrier	
MODEL	Features	COM									
	Loveseat with Upholstered Arms and Double Cushion <ul style="list-style-type: none">1 = Body (Fabric Contrast 1) C.O.M. = 3.5 yd2 = Back and seat (Fabric Contrast 2) C.O.M. = 4.5 yd	Non-contrast	6 yd	5733/NC	□□□□		□□□□		□□□	□□□	
		Contrast		5733/FC	□□□□	□□□□	□□□□		□□□	□□□	
TEAC											
	Loveseat with Wood Arms and Double Cushion <ul style="list-style-type: none">1 = Body (Fabric Contrast 1) C.O.M. = 3.5 yd2 = Back and seat (Fabric Contrast 2) C.O.M. = 4.5 yd	Non-contrast	6 yd	5733WA/NC	□□□□		□□□□	□□□	□□□	□□□	
		Contrast		5733WA/FC	□□□□	□□□□	□□□□	□□□	□□□	□□□	
TEAC											
				A	B	C	D	E	F	G	

HOW TO ORDER

Indicate the following information on order form:

1. Quantity of each item.
2. Model number, including options. See "How To Build a Model Number".
3. Any special service required.

Note:

- The □ indicates that a choice is required.
- The absence of the □ indicates that no choice is required.
- Alpha-numeric characters in place of □ indicate that no other alternatives are available.

HOW TO BUILD A MODEL NUMBER

- A** Select basic model.
- B** Select non-contrast or fabric contrast 1.
Refer to color addendum at ki.com or KI Fabrics & Finishes binder.
- C** Select fabric contrast 2.
Refer to color addendum at ki.com or KI Fabrics & Finishes binder.
- D** Select leg finish.
BRAL - Brushed aluminum legs (standard)
POL - Polished aluminum legs; add \$108
BL - Black legs; add \$108
PW - Pewter legs; add \$108
Refer to color addendum at ki.com or KI Fabrics & Finishes binder.
- E** Select wood finish color.
Refer to color addendum at ki.com or KI Fabrics & Finishes binder.

For Kensington Maple add upcharge.

- F** Select fire code.
NFR - Compliance to TB 117-2013
FR - Compliance to TB 133
See pricing column for TB133 upcharge.
- G** Select moisture barrier.
NMB - No moisture barrier
MB - Moisture barrier
See pricing column for moisture barrier upcharge.



Approx. Packaged Weight	Grade C.O.M.	Grade C	Grade D	Grade E & C.O.L.	Grade F	Grade G	Grade H	Grade I	Grade J	Grade K	Grade L Leather	Grade M Leather	TB133 add to list price	Moisture Barrier add to list price
95.0#	\$ 2258	\$ 2311	\$ 2400	\$ 2505	\$ 2575	\$ 2717	\$ 2855	\$ 3040	\$ 3388	\$ 3742	\$ 4099	\$ 4801	\$ 506	\$ 287
95.0#	2349	2404	2490	2595	2667	2807	2944	3130	3478	3834	4188	4890	506	287

95.0#	\$ 2484	\$ 2540	\$ 2627	\$ 2734	\$ 2804	\$ 2943	\$ 3083	\$ 3266	\$ 3614	\$ 3970	\$ 4326	\$ 5028	\$ 506	\$ 287
95.0#	2575	2631	2717	2821	2893	3033	3171	3356	3706	4058	4417	5118	506	287

KENSINGTON MAPLE UPCHARGE

Kensington Maple requires extended leadtimes.

Model

5713T/NC	\$11
5723WA/NC	\$11
5733WA/NC	\$11
5735WA/NC	\$11
5713T/FC	\$11
5723WA/FC	\$11
5733WA/FC	\$11
5735WA/FC	\$11

INFORMATION

C.O.M. Requirements

C.O.M. yardage requirements listed above are based on plain goods 54" wide. If less than 54" wide or fabrics requiring matching (stripes, plaids, prints, large patterns), additional yardage will be needed. Consult C.O.M. matrix on the Ordering C.O.M. and C.O.L. page for additional yardage needed. For C.O.M. fabric sent to KI-High Point on multiple rolls, add an additional yard of fabric per roll to the yardage requirements.

C.O.L. Requirements

Figure 18 sq. ft. of leather (C.O.L.) for each yard shown (i.e., 4.75 x 18 = 85.5 sq. ft.).

Contrasting Upholstery

When contrasting fabric is chosen, price at highest in-grade.

Minimum Fabric/Leather Quantity

Minimum order for fabric is 1 yard. Minimum order for leather is 1 hide (approx-

mately 50 sq. ft.).

California TB133 Fire Safety Code

The above seating products can be manufactured using the appropriate flame-retardant materials and fabric selections for compliance to California Technical Bulletin 133. Please contact KI customer service for fabric compliance. Not available with moisture barrier.

Construction

Frames of kiln-dried hardwood and laminated wood veneer. Cushioning of multiple densities of polyurethane foam and dacron fiber. Legs are solid aluminum turned and tapped for metal-to-metal connection, available in brushed aluminum - standard. Attached cushions.

SPECIAL SERVICES

Special Carton Marking

With specially marked information N/C

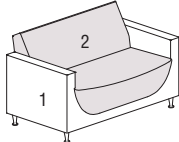
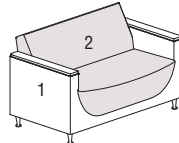
Shipping

Shipped **assembled freight prepaid f.o.b. High Point, North Carolina 27263** factory. Freight class #175.

Specifications and prices are subject to change without prior notice.

Tea Cup™

Lobby and Lounge Seating

				MODEL NUMBER								
				Basic Model	Non-Contrast or Fabric Contrast 1	Fabric Contrast 2	Leg Finish	Wood Finish	Fire Code	Moisture Barrier		
MODEL	Features	COM										
	Loveseat with Upholstered Arms and Single Cushion	Non-contrast	6 yd	5735/NC	□□□□		□□□□		□□□	□□□		
		Contrast		5735/FC	□□□□	□□□□	□□□□		□□□	□□□		
TEAC												
	Loveseat with Wood Arms and Single Cushion	Non-contrast	6 yd	5735WA/NC	□□□□		□□□□	□□□	□□□	□□□		
		Contrast		5735WA/FC	□□□□	□□□□	□□□□	□□□	□□□	□□□		
TEAC												
				A	B	C	D	E	F	G		

HOW TO ORDER

Indicate the following information on order form:

1. Quantity of each item.
2. Model number, including options. See "How To Build a Model Number".
3. Any special service required.

Note:

- The □ indicates that a choice is required.
- The absence of the □ indicates that no choice is required.
- Alpha-numeric characters in place of □ indicate that no other alternatives are available.

HOW TO BUILD A MODEL NUMBER

- A** Select basic model.
- B** Select non-contrast or fabric contrast 1.
Refer to color addendum at ki.com or KI Fabrics & Finishes binder.
- C** Select fabric contrast 2.
Refer to color addendum at ki.com or KI Fabrics & Finishes binder.
- D** Select leg finish.
BRAL - Brushed aluminum legs (standard)
POL - Polished aluminum legs; add \$108
BL - Black legs; add \$108
PW - Pewter legs; add \$108
Refer to color addendum at ki.com or KI Fabrics & Finishes binder.
- E** Select wood finish color.
Refer to color addendum at ki.com or KI Fabrics & Finishes binder.

For Kensington Maple add upcharge.

- F** Select fire code.
NFR - Compliance to TB 117-2013
FR - Compliance to TB 133
See pricing column for TB133 upcharge.
- G** Select moisture barrier.
NMB - No moisture barrier
MB - Moisture barrier
See pricing column for moisture barrier upcharge.



Approx. Packaged Weight	Grade C.O.M.	Grade C	Grade D	Grade E & C.O.L.	Grade F	Grade G	Grade H	Grade I	Grade J	Grade K	Grade L Leather	Grade M Leather	TB133 add to list price	Moisture Barrier add to list price
95.0#	\$ 2258	\$ 2311	\$ 2400	\$ 2505	\$ 2575	\$ 2717	\$ 2855	\$ 3040	\$ 3388	\$ 3742	\$ 4099	\$ 4801	\$ 506	\$ 287
95.0#	2349	2404	2490	2595	2667	2807	2944	3130	3478	3834	4188	4890	506	287

95.0#	\$ 2484	\$ 2540	\$ 2627	\$ 2734	\$ 2804	\$ 2943	\$ 3083	\$ 3266	\$ 3614	\$ 3970	\$ 4326	\$ 5028	\$ 506	\$ 287
95.0#	2575	2631	2717	2821	2893	3033	3171	3356	3706	4058	4417	5118	506	287

KENSINGTON MAPLE UPCHARGE

Kensington Maple requires extended leadtimes.

Model	
5713T/NC	\$11
5723WA/NC	\$11
5733WA/NC	\$11
5735WA/NC	\$11
5713T/FC	\$11
5723WA/FC	\$11
5733WA/FC	\$11
5735WA/FC	\$11

INFORMATION

C.O.M. Requirements

C.O.M. yardage requirements listed above are based on plain goods 54" wide. If less than 54" wide or fabrics requiring matching (stripes, plaids, prints, large patterns), additional yardage will be needed. Consult C.O.M. matrix on the Ordering C.O.M. and C.O.L. page for additional yardage needed. For C.O.M. fabric sent to KI-High Point on multiple rolls, add an additional yard of fabric per roll to the yardage requirements.

C.O.L. Requirements

Figure 18 sq. ft. of leather (C.O.L.) for each yard shown (i.e., 4.75 x 18 = 85.5 sq. ft.).

Contrasting Upholstery

When contrasting fabric is chosen, price at highest in-grade.

Minimum Fabric/Leather Quantity

Minimum order for fabric is 1 yard. Minimum order for leather is 1 hide (approx-

mately 50 sq. ft.).

California TB133 Fire Safety Code

The above seating products can be manufactured using the appropriate flame-retardant materials and fabric selections for compliance to California Technical Bulletin 133. Please contact KI customer service for fabric compliance. Not available with moisture barrier.

Construction

Frames of kiln-dried hardwood and laminated wood veneer. Cushioning of multiple densities of polyurethane foam and dacron fiber. Legs are solid aluminum turned and tapped for metal-to-metal connection, available in brushed aluminum - standard. Attached cushions.

SPECIAL SERVICES

Special Carton Marking

With specially marked information N/C



Shipping

Shipped **assembled freight prepaid f.o.b. High Point, North Carolina 27263** factory. Freight class #175.

Specifications and prices are subject to change without prior notice.

Tea Cup™

Lobby and Lounge Seating

	Features	MODEL NUMBER									
		Basic Model	Non-Contrast or Fabric Contrast 1	Arm Cap	Wood Finish	Legs and/or Casters	Tablet Arm Type	Tablet Hole Cover	Lam. Color	Edge Color	
 <p>Tea Cup tablet</p> <p>TEAC</p> <p>Lounge Chair with Laminate Tablet Arm - Non-Contrast 3.75 yd - LEFT FACING (Standard)</p> <ul style="list-style-type: none"> Tea Cup™ tablet (BL): black top and T-molding edge (standard) Tea Cup™ tablet (LAM): select laminate Bowfront tablet (BFL): select laminate/edge color Teardrop tablet (TDL): select laminate/edge color Teardrop tablet (TDLE): T-molding edge Jessa tablet (JBL): black top and T-molding edge 	Tea Cup Tablet, Black	5713T/NC/LFT/BL	□□□□	□□	□□	□□	□□	□□			
	Tea Cup Tablet	5713T/NC/LFT/LAM	□□□□	□□	□□	□□	□□	□□	□□		
	Bowfront Tablet	5713T/NC/LFT/BFL	□□□□	□□	□□	□□	□□	□□	□□	□□	
	Teardrop Tablet	5713T/NC/LFT/TDL	□□□□	□□	□□	□□	□□	□□	□□	□□	
	Teardrop Tablet	5713T/NC/LFT/TDLE	□□□□	□□	□□	□□	□□	□□	□□		
	Jessa Tablet, Black	5713T/NC/LFT/JBL	□□□□	□□	□□	□□	□□	□□			
 <p>Tea Cup tablet</p> <p>TEAC</p> <p>Lounge Chair with Laminate Tablet Arm - Non-Contrast 3.75 yd - RIGHT FACING</p> <ul style="list-style-type: none"> Same tablet options as above 	Tea Cup Tablet, Black	5713T/NC/RFT/BL	□□□□	□□	□□	□□	□□	□□			
	Tea Cup Tablet	5713T/NC/RFT/LAM	□□□□	□□	□□	□□	□□	□□	□□		
	Bowfront Tablet	5713T/NC/RFT/BFL	□□□□	□□	□□	□□	□□	□□	□□	□□	
	Teardrop Tablet	5713T/NC/RFT/TDL	□□□□	□□	□□	□□	□□	□□	□□	□□	
	Teardrop Tablet	5713T/NC/RFT/TDLE	□□□□	□□	□□	□□	□□	□□	□□		
	Jessa Tablet, Black	5713T/NC/RFT/JBL	□□□□	□□	□□	□□	□□	□□			
			A	B	C	D	E	F	G	H	I

HOW TO ORDER

Indicate the following information on order form:

- Quantity of each item.
- Model number, including options. See "How To Build a Model Number".
- Any special service required.

Note: • The □ indicates that a choice is required.

- The absence of the □ indicates that no choice is required.
- Alpha-numeric characters in place of □ indicate that no other alternatives are available.

HOW TO BUILD A MODEL NUMBER

A Select basic model.

B Select non-contrast or fabric contrast 1.
Refer to color addendum at ki.com or KI Fabrics & Finishes binder.

C Select wood armcaps.

NWA - No wood armcaps
WA - Wood armcaps (per pair); add \$216

D Select wood finish color.
Refer to color addendum at ki.com or KI Fabrics & Finishes binder.
For Kensington Maple add upcharge.

E Select leg finish or casters.

BRAL - Brushed aluminum legs (standard)
BL - Black legs; add \$108
POL - Polished aluminum legs; add \$108
PW - Pewter legs; add \$108

FCRBRAL - Front casters, rear brushed aluminum legs; add \$108

FCRPOL - Front casters, rear polished aluminum legs; add \$108

FCRBL - Front casters, rear textured black legs; add \$108

FCRPW - Front casters, rear pewter legs; add \$108

RCFBRAL - Rear casters, front brushed aluminum legs; add \$108

RCFPOL - Rear casters, front polished aluminum legs; add \$108

RCFBL - Rear casters, front textured black legs; add \$108

RCFPW - Rear casters, front pewter legs; add \$108

FRC - Front/rear casters (price per pair); add \$216

F Select tablet type.

RA - Removable arm (standard)
NR - Non-removable arm; add \$22
AT - Articulating arm; add \$37

G Select tablet connection hole cover.

NTP - No tablet hole cover

TP - Tablet hole cover; add \$52

NTP is automatically selected if Non-removable Arm (NR) is chosen.

H Select laminate color.
Refer to color addendum at ki.com or KI Fabrics & Finishes binder.

I Select wood edge finish
Refer to color addendum at ki.com or KI Fabrics & Finishes binder.



Approx. Packaged Weight	Grade C.O.M.	Grade C	Grade D	Grade E & C.O.L.	Grade F	Grade G	Grade H	Grade I	Grade J	Grade K	Grade L Leather	Grade M Leather
70.0#	\$ 1956	\$ 1988	\$ 2054	\$ 2132	\$ 2181	\$ 2279	\$ 2374	\$ 2503	\$ 2760	\$ 3010	\$ 3260	\$ 3758
70.0#	1956	1988	2054	2132	2181	2279	2374	2503	2760	3010	3260	3758
70.0#	2021	2055	2119	2198	2247	2344	2441	2569	2827	3077	3327	3824
70.0#	2021	2055	2119	2198	2247	2344	2441	2569	2827	3077	3327	3824
70.0#	2063	2097	2161	2240	2290	2384	2481	2611	2869	3116	3368	3867
70.0#	2021	2055	2119	2198	2247	2344	2441	2569	2827	3077	3327	3824

70.0#	\$ 1956	\$ 1988	\$ 2054	\$ 2132	\$ 2181	\$ 2279	\$ 2374	\$ 2503	\$ 2760	\$ 3010	\$ 3260	\$ 3758
70.0#	1956	1988	2054	2132	2181	2279	2374	2503	2760	3010	3260	3758
70.0#	2021	2055	2119	2198	2247	2344	2441	2569	2827	3077	3327	3824
70.0#	2021	2055	2119	2198	2247	2344	2441	2569	2827	3077	3327	3824
70.0#	2063	2097	2161	2240	2290	2384	2481	2611	2869	3116	3368	3867
70.0#	2021	2055	2119	2198	2247	2344	2441	2569	2827	3077	3327	3824

INFORMATION

Moisture Barrier \$145
TB133 \$396

C.O.M. Requirements

C.O.M. yardage requirements listed above are based on plain goods 54" wide. If less than 54" wide or fabrics requiring matching (stripes, plaids, prints, large patterns), additional yardage will be needed. Consult C.O.M. matrix on the Ordering C.O.M. and C.O.L. page for additional yardage needed. For C.O.M. fabric sent to KI-High Point on multiple rolls, add an additional yard of fabric per roll to the yardage requirements.

C.O.L. Requirements

Figure 18 sq. ft. of leather (C.O.L.) for each yard shown (i.e., 4.75 x 18 = 85.5 sq. ft.).

Contrasting Upholstery

When contrasting fabric is chosen, price at highest in-grade.

Minimum Fabric/Leather Quantity

Minimum order for fabric is 1 yard. Minimum order for leather is 1 hide (approximately 50 sq. ft.).

California TB133 Fire Safety Code

The above seating products can be manufactured using the appropriate flame-retardant materials and fabric selections for compliance to California Technical Bulletin 133. Add "FR" to end of model number and add upcharge. Please contact KI customer service for fabric compliance. Not available with moisture barrier. Nano-Tex treatments can be used when TB133 is required.

Tablet Arm

Tablet is left facing (right-handed) - standard. Tablet is figured laminated wood veneer bowfront - standard. Available in all standard KI wood finishes - specify. For tablet options/specifications, refer to table specifications. Tablet is removable - standard. Chair will be produced with left facing/right handed tablet unless reverse is

specified.

Construction

Frames of kiln-dried hardwood and laminated wood veneer. Cushioning of multiple densities of polyurethane foam and dacron fiber. Legs are solid aluminum turned and tapped for metal-to-metal connection, available in brushed aluminum - standard. Attached cushions.

KENSINGTON MAPLE UPCHARGE

Kensington Maple requires extended leadtimes.

Model	
5713T/NC	\$11
5723WA/NC	\$11
5733WA/NC	\$11
5735WA/NC	\$11
5713T/FC	\$11
5723WA/FC	\$11
5733WA/FC	\$11
5735WA/FC	\$11

SPECIAL SERVICES

Special Carton Marking

With specially marked information N/C

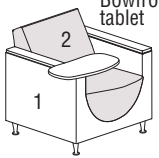
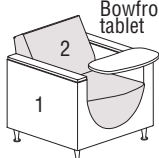
Shipping

Shipped **assembled freight prepaid f.o.b. High Point, North Carolina 27263** factory. Freight class #175.

Specifications and prices are subject to change without prior notice.

Tea Cup™

Lobby and Lounge Seating

	Features	MODEL NUMBER										
		Basic Model	Non-Contrast or Fabric Contrast 1	Fabric Contrast 2	Arm Cap	Wood Finish	Legs and/or Casters	Tablet Arm Type	Tablet Hole Cover	Lam. Color	Edge Color	
	Tea Cup Tablet, Black	5713T/FC/LFT/BL	□□□□	□□□□	□□	□□	□□	□□	□□			
	Tea Cup Tablet	5713T/FC/LFT/LAM	□□□□	□□□□	□□	□□	□□	□□	□□	□□		
	Bowfront Tablet	5713T/FC/LFT/BFL	□□□□	□□□□	□□	□□	□□	□□	□□	□□	□□	
	Teardrop Tablet	5713T/FC/LFT/TDL	□□□□	□□□□	□□	□□	□□	□□	□□	□□	□□	
	Teardrop Tablet	5713T/FC/LFT/TDLE	□□□□	□□□□	□□	□□	□□	□□	□□	□□		
	Jessa Tablet, Black	5713T/FC/LFT/JBL	□□□□	□□□□	□□	□□	□□	□□	□□			
TEAC												
Lounge Chair with Laminate Tablet												
Arm - Contrast - LEFT FACING (Standard)												
<ul style="list-style-type: none"> 1 = Body (Fabric Contrast 1) C.O.M. = 3.5 yd 2 = Back and seat (Fabric Contrast 2) C.O.M. = 2.25 yd Tea Cup tablet (BL): black top and T-molding edge (standard) Tea Cup tablet (LAM): select laminate Bowfront tablet (BFL): select laminate/edge color Teardrop tablet (TDL): select laminate/edge color Teardrop tablet (TDLE): T-molding edge Jessa tablet (JBL): black top and T-molding edge 												
	Tea Cup Tablet, Black	5713T/FC/RFT/BL	□□□□	□□□□	□□	□□	□□	□□	□□			
	Tea Cup Tablet	5713T/FC/RFT/LAM	□□□□	□□□□	□□	□□	□□	□□	□□	□□		
	Bowfront Tablet	5713T/FC/RFT/BFL	□□□□	□□□□	□□	□□	□□	□□	□□	□□	□□	
	Teardrop Tablet	5713T/FC/RFT/TDL	□□□□	□□□□	□□	□□	□□	□□	□□	□□	□□	
	Teardrop Tablet	5713T/FC/RFT/TDLE	□□□□	□□□□	□□	□□	□□	□□	□□	□□		
	Jessa Tablet, Black	5713T/FC/RFT/JBL	□□□□	□□□□	□□	□□	□□	□□	□□			
TEAC												
Lounge Chair with Laminate Tablet												
Arm - Contrast - RIGHT FACING												
<ul style="list-style-type: none"> 1 = Body (Fabric Contrast 1) C.O.M. = 3.5 yd 2 = Back and seat (Fabric Contrast 2) C.O.M. = 2.25 yd Same tablet options as above 												
A B C D E F G H I J												

HOW TO ORDER

Indicate the following information on order form:

- Quantity of each item.
- Model number, including options. See "How To Build a Model Number".
- Any special service required.

Note: • The □ indicates that a choice is required.

- The absence of the □ indicates that no choice is required.
- Alpha-numeric characters in place of □ indicate that no other alternatives are available.

HOW TO BUILD A MODEL NUMBER

A Select basic model.

B Select non-contrast or fabric contrast 1. Refer to color addendum at ki.com or KI Fabrics & Finishes binder.

C Select fabric contrast 2. Refer to color addendum at ki.com or KI Fabrics & Finishes binder.

D Select wood armcaps.
NWA - No wood armcaps
WA - Wood armcaps (per pair); add \$216

E Select wood finish color. Refer to color addendum at ki.com or KI Fabrics & Finishes binder. For Kensington Maple add upcharge.

F Select leg finish or casters.
BRAL - Brushed aluminum legs (standard)

BL - Black legs; add \$108
POL - Polished aluminum legs; add \$108
PW - Pewter legs; add \$108
FCRBRAL - Front casters, rear brushed aluminum legs; add \$108
FCRPPOL - Front casters, rear polished aluminum legs; add \$108
FCRBL - Front casters, rear textured black legs; add \$108
FCRPW - Front casters, rear pewter legs; add \$108
RCFBRAL - Rear casters, front brushed aluminum legs; add \$108
RCFPOL - Rear casters, front polished aluminum legs; add \$108
RCFBL - Rear casters, front textured black legs; add \$108
RCFPW - Rear casters, front pewter legs; add \$108
FRC - Front/rear casters (price per pair); add \$216

G Select tablet type.
RA - Removable arm (standard)

NR - Non-removable arm; add \$22
AT - Articulating arm; add \$37

H Select tablet connection hole cover.

NTP - No tablet hole cover
TP - Tablet hole cover; add \$52

NTP is automatically selected if Non-removable Arm (NR) is chosen.

I Select laminate color. Refer to color addendum at ki.com or KI Fabrics & Finishes binder.

J Select wood edge finish. Refer to color addendum at ki.com or KI Fabrics & Finishes binder.



Approx. Packaged Weight	Grade C.O.M.	Grade C	Grade D	Grade E & C.O.L.	Grade F	Grade G	Grade H	Grade I	Grade J	Grade K	Grade L Leather	Grade M Leather
70.0#	\$ 2016	\$ 2049	\$ 2113	\$ 2193	\$ 2241	\$ 2337	\$ 2435	\$ 2563	\$ 2820	\$ 3069	\$ 3321	\$ 3818
70.0#	2016	2049	2113	2193	2241	2337	2435	2563	2820	3069	3321	3818
70.0#	2081	2114	2178	2258	2307	2403	2500	2629	2887	3135	3386	3884
70.0#	2081	2114	2178	2258	2307	2403	2500	2629	2887	3135	3386	3884
70.0#	2123	2157	2221	2299	2348	2443	2541	2670	2928	3177	3428	3927
70.0#	2081	2114	2178	2258	2307	2403	2500	2629	2887	3135	3386	3884

70.0#	\$ 2016	\$ 2049	\$ 2113	\$ 2193	\$ 2241	\$ 2337	\$ 2435	\$ 2563	\$ 2820	\$ 3069	\$ 3321	\$ 3818
70.0#	2016	2049	2113	2193	2241	2337	2435	2563	2820	3069	3321	3818
70.0#	2081	2114	2178	2258	2307	2403	2500	2629	2887	3135	3386	3884
70.0#	2081	2114	2178	2258	2307	2403	2500	2629	2887	3135	3386	3884
70.0#	2123	2157	2221	2299	2348	2443	2541	2670	2928	3177	3428	3927
70.0#	2081	2114	2178	2258	2307	2403	2500	2629	2887	3135	3386	3884

INFORMATION

Moisture Barrier	\$145
TB133	\$396

C.O.M. Requirements

C.O.M. yardage requirements listed above are based on plain goods 54" wide. If less than 54" wide or fabrics requiring matching (stripes, plaids, prints, large patterns), additional yardage will be needed. Consult C.O.M. matrix on the Ordering C.O.M. and C.O.L. page for additional yardage needed. For C.O.M. fabric sent to KI-High Point on multiple rolls, add an additional yard of fabric per roll to the yardage requirements.

C.O.L. Requirements

Figure 18 sq. ft. of leather (C.O.L.) for each yard shown (i.e., 4.75 x 18 = 85.5 sq. ft.).

Contrasting Upholstery

When contrasting fabric is chosen, price at highest in-grade.

Minimum Fabric/Leather Quantity

Minimum order for fabric is 1 yard. Minimum order for leather is 1 hide (approximately 50 sq. ft.).

California TB133 Fire Safety Code

The above seating products can be manufactured using the appropriate flame-retardant materials and fabric selections for compliance to California Technical Bulletin 133. Add "FR" to end of model number and add upcharge. Please contact KI customer service for fabric compliance. Not available with moisture barrier. Nano-Tex treatments can be used when TB133 is required.

Tablet Arm

Tablet is left facing (right-handed) - standard. Tablet is figured laminated wood veneer bowfront - standard. Available in all standard KI wood finishes - specify. For tablet options/specifications, refer to table specifications. Tablet is removable - standard. Chair will be produced with left facing/right handed tablet unless reverse is

specified.

Construction

Frames of kiln-dried hardwood and laminated wood veneer. Cushioning of multiple densities of polyurethane foam and dacron fiber. Legs are solid aluminum turned and tapped for metal-to-metal connection, available in brushed aluminum - standard. Attached cushions.

KENSINGTON MAPLE UPCHARGE

Kensington Maple requires extended leadtimes.

Model	
5713T/NC	\$11
5723WA/NC	\$11
5733WA/NC	\$11
5735WA/NC	\$11
5713T/FC	\$11
5723WA/FC	\$11
5733WA/FC	\$11
5735WA/FC	\$11

SPECIAL SERVICES

Special Carton Marking

With specially marked information N/C



Shipping

Shipped **assembled freight prepaid f.o.b. High Point, North Carolina 27263** factory. Freight class #175.

Specifications and prices are subject to change without prior notice.

Tea Cup™

Lobby and Lounge Seating

	Features	MODEL NUMBER									Approx. Packaged Weight
		Basic Model	Non-Contrast or Fabric Contrast 1	Fabric Contrast 2	Arm Cap	Wood Finish	Legs and/or Casters	Tablet Arm Type	Tablet Hole Cover	Veneer Color	
TEAC	Bowfront Tablet	5713T/NC/LFT/BFV	□□□□		□□	□□	□□	□□	□□	□□	70.0#
	Teardrop Tablet	5713T/NC/LFT/TDV	□□□□		□□	□□	□□	□□	□□	□□	70.0#
Lounge Chair with Veneer Tablet Arm - Non-Contrast 3.75 yd - LEFT FACING (Standard)											
TEAC	Bowfront Tablet	5713T/NC/RFT/BFV	□□□□		□□	□□	□□	□□	□□	□□	70.0#
	Teardrop Tablet	5713T/NC/RFT/TDV	□□□□		□□	□□	□□	□□	□□	□□	70.0#
Lounge Chair with Veneer Tablet Arm - Non-Contrast 3.75 yd - RIGHT FACING											
	Bowfront Tablet	5713T/FC/LFT/BFV	□□□□	□□□□	□□	□□	□□	□□	□□	□□	70.0#
	Teardrop Tablet	5713T/FC/LFT/TDV	□□□□	□□□□	□□	□□	□□	□□	□□	□□	70.0#
Lounge Chair with Veneer Tablet Arm - Contrast - LEFT FACING (Standard)											
<ul style="list-style-type: none"> 1 = Body (Fabric Contrast 1) C.O.M. = 3.5 yd 2 = Back and seat (Fabric Contrast 2) C.O.M. = 2.25 yd 											
	Bowfront Tablet	5713T/FC/RFT/BFV	□□□□	□□□□	□□	□□	□□	□□	□□	□□	70.0#
	Teardrop Tablet	5713T/FC/RFT/TDV	□□□□	□□□□	□□	□□	□□	□□	□□	□□	70.0#
Lounge Chair with Veneer Tablet Arm - Contrast - RIGHT FACING											
<ul style="list-style-type: none"> 1 = Body (Fabric Contrast 1) C.O.M. = 3.5 yd 2 = Back and seat (Fabric Contrast 2) C.O.M. = 2.25 yd 											
			A	B	C	D	E	F	G	H	I

HOW TO ORDER

Indicate the following information on order form:

- Quantity of each item.
- Model number, including options. See "How To Build a Model Number".
- Any special service required.

Note: • The □ indicates that a choice is required.

- The absence of the □ indicates that no choice is required.
- Alpha-numeric characters in place of □ indicate that no other alternatives are available.

HOW TO BUILD A MODEL NUMBER

A Select basic model.

B Select non-contrast or fabric contrast 1. Refer to color addendum at ki.com or KI Fabrics & Finishes binder.

C Select fabric contrast 2. Refer to color addendum at ki.com or KI Fabrics & Finishes binder.

D Select wood armcaps.
NWA - No wood armcaps
WA - Wood armcaps (per pair); add \$216

E Select wood finish color. Refer to color addendum at ki.com or KI Fabrics & Finishes binder. For Kensington Maple add upcharge.

F Select leg finish or casters.
BRAL - Brushed aluminum legs (standard)

POL - Polished aluminum legs; add \$108
BL - Black legs; add \$108
PW - Pewter legs; add \$108
FCRBRAL - Front casters, rear brushed aluminum legs; add \$108
FCRPOL - Front casters, rear polished aluminum legs; add \$108
FCRBL - Front casters, rear textured black legs; add \$108
FCRPW - Front casters, rear pewter legs; add \$108
RCFBRAL - Rear casters, front brushed aluminum legs; add \$108
RCFPOL - Rear casters, front polished aluminum legs; add \$108
RCFBL - Rear casters, front textured black legs; add \$108
RCFPW - Rear casters, front pewter legs; add \$108
FRC - Front/rear casters (price per pair); add \$216

G Select tablet type.
RA - Removable arm (standard)

NR - Non-removable arm; add \$22
AT - Articulating arm; add \$37

H Select tablet connection hole cover.

NTP - No tablet hole cover
TP - Tablet hole cover; add \$52

NTP is automatically selected if Non-removable Arm (NR) is chosen.

I Select veneer color. Refer to color addendum at ki.com or KI Fabrics & Finishes binder.



Grade C.O.M.	Grade C	Grade D	Grade E & C.O.L.	Grade F	Grade G	Grade H	Grade I	Grade J	Grade K	Grade L Leather	Grade M Leather
\$ 2063	\$ 2097	\$ 2161	\$ 2240	\$ 2290	\$ 2384	\$ 2481	\$ 2611	\$ 2869	\$ 3116	\$ 3368	\$ 3867
2063	2097	2161	2240	2290	2384	2481	2611	2869	3116	3368	3867
\$ 2063	\$ 2097	\$ 2161	\$ 2240	\$ 2290	\$ 2384	\$ 2481	\$ 2611	\$ 2869	\$ 3116	\$ 3368	\$ 3867
2063	2097	2161	2240	2290	2384	2481	2611	2869	3116	3368	3867
\$ 2123	\$ 2157	\$ 2221	\$ 2299	\$ 2348	\$ 2443	\$ 2541	\$ 2670	\$ 2928	\$ 3177	\$ 3428	\$ 3927
2123	2157	2221	2299	2348	2443	2541	2670	2928	3177	3428	3927
\$ 2123	\$ 2157	\$ 2221	\$ 2299	\$ 2348	\$ 2443	\$ 2541	\$ 2670	\$ 2928	\$ 3177	\$ 3428	\$ 3927
2123	2157	2221	2299	2348	2443	2541	2670	2928	3177	3428	3927

INFORMATION

Moisture Barrier	\$145
TB133	\$396

C.O.M. Requirements

C.O.M. yardage requirements listed above are based on plain goods 54" wide. If less than 54" wide or fabrics requiring matching (stripes, plaids, prints, large patterns), additional yardage will be needed. Consult C.O.M. matrix on the Ordering C.O.M. and C.O.L. page for additional yardage needed. For C.O.M. fabric sent to KI-High Point on multiple rolls, add an additional yard of fabric per roll to the yardage requirements.

C.O.L. Requirements

Figure 18 sq. ft. of leather (C.O.L.) for each yard shown (i.e., 4.75 x 18 = 85.5 sq. ft.).

Contrasting Upholstery

When contrasting fabric is chosen, price at highest in-grade.

Minimum Fabric/Leather Quantity

Minimum order for fabric is 1 yard. Minimum order for leather is 1 hide (approximately 50 sq. ft.).

California TB133 Fire Safety Code

The above seating products can be manufactured using the appropriate flame-retardant materials and fabric selections for compliance to California Technical Bulletin 133. Add "FR" to end of model number and add upcharge. Please contact KI customer service for fabric compliance. Not available with moisture barrier. Nano-Tex treatments can be used when TB133 is required.

Tablet Arm

Tablet is left facing (right-handed) - standard. Tablet is figured laminated wood veneer bowfront - standard. Available in all standard KI wood finishes - specify. For tablet options/specifications, refer to table specifications. Tablet is removable - standard. Chair will be produced with left facing/right handed tablet unless reverse is

specified.

Construction

Frames of kiln-dried hardwood and laminated wood veneer. Cushioning of multiple densities of polyurethane foam and dacron fiber. Legs are solid aluminum turned and tapped for metal-to-metal connection, available in brushed aluminum - standard. Attached cushions.

KENSINGTON MAPLE UPCHARGE

Kensington Maple requires extended leadtimes.

Model	
5713T/NC	\$11
5723WA/NC	\$11
5733WA/NC	\$11
5735WA/NC	\$11
5713T/FC	\$11
5723WA/FC	\$11
5733WA/FC	\$11
5735WA/FC	\$11

SPECIAL SERVICES

Special Carton Marking

With specially marked information N/C

Shipping

Shipped **assembled freight prepaid f.o.b. High Point, North Carolina 27263** factory. Freight class #175.

Specifications and prices are subject to change without prior notice.

Index

Model No.	Description	Page	Model No.	Description	Page
1220/NC	Lobby and Lounge Seating: Ottoman	96		nate Top), Sled Base	74
1223/NC	Lobby and Lounge Seating: Chair and a Half	96	1418W	Tables-Laminate: Parlor Obround Coffee Table (Laminate Top), Wood Leg Base	74
1223WB/NC	Lobby and Lounge Seating: Chair and a Half Wood Base	98	1420US	Lounge: Lounge Ottoman with Upholstered Shell, Sled Base	64
1313T/NC	Lobby and Lounge Seating: Lounge Chair w/Tablet	100	1420UW	Parlor: Parlor Ottoman with Upholstered Shell, Wood Leg Base	66
1313TWB/NC	Lobby and Lounge Seating: Lounge Chair w/Tablet and Wood Base	102	1420WS	Lounge: Lounge Ottoman with Wood Shell, Sled Base	64
1323/NC	Lobby and Lounge Seating: Lounge Chair	96	1423-AR	Replacement Parts: Lounge, Parlor or Club Chair - Replacement Arms (pair)	70
1323WB/NC	Lobby and Lounge Seating: Lounge Chair Wood Base	98	1423-BK	Replacement Parts: Lounge or Parlor Chair - Replacement Interior Back	70
1333/NC	Lobby and Lounge Seating: Loveseat	96	1423-ST	Replacement Parts: Lounge, Parlor or Club Chair - Replacement Seat	70
1333WB/NC	Lobby and Lounge Seating: Loveseat Wood Base	98	1423P-BK	Replacement Parts: Club Chair - Replacement Interior Back	70
1343/NC	Lobby and Lounge Seating: Sofa	96	1423PP/NC	Club: Club Chair with Painted Back, Pedestal Base	68
1343WB/NC	Lobby and Lounge Seating: Sofa Wood Base	98	1423UP/NC	Club: Club Chair with Upholstered Back, Pedestal Base	68
1350	Tables: Rectangular Coffee Table	104	1423US/NC	Lounge: Lounge Chair with Upholstered Back, Sled Base	62
1350C	Cube Tables: Rectangular Cube Coffee Table	106	1423UW/NC	Parlor: Parlor Chair with Upholstered Back, Wood Leg Base	66
1351	Tables: Rectangular End Table	104	1423WP/NC	Club: Club Chair with Exposed Wood Back, Pedestal Base	68
1351C	Cube Tables: Rectangular Cube End Table	106	1423WS/NC	Lounge: Lounge Chair with Exposed Wood Back, Sled Base	62
1352	Tables: Rectangular Lamp Table	104	1433-BK	Replacement Parts: Loveseat - Replacement Interior Back	70
1352C	Cube Tables: Rectangular Cube Lamp Table	106	1433-ST	Replacement Parts: Loveseat - Replacement Seat	70
1360	Tables: Square Coffee Table	104	1433US/NC	Lounge: Lounge Loveseat with Upholstered Back, Sled Base	62
1360C	Cube Tables: Square Cube Coffee Table	106	1433UW/NC	Parlor: Parlor Loveseat with Upholstered Back, Wood Leg Base	66
1361	Tables: Square End Table	104	1443-AR	Replacement Parts: Loveseat or Sofa - Replacement Arms (pair)	70
1361C	Cube Tables: Square Cube End Table	106	1443-BK	Replacement Parts: Sofa - Replacement Interior Back	70
1362	Tables: Square Lamp Table	104	1443-ST	Replacement Parts: Sofa - Replacement Seat	70
1362C	Cube Tables: Square Cube Lamp Table	106	1443US/NC	Lounge: Lounge Sofa with Upholstered Back, Sled Base	64
1402S	Tables-Veneer: Lounge Small End Table (Veneer Top), Sled Base	76	1443UW/NC	Parlor: Parlor Sofa with Upholstered Back, Wood Leg Base	66
1402W	Tables-Veneer: Parlor Small End Table (Veneer Top), Wood Leg Base	76	5613T/FC/LFT/BFV	Lobby and Lounge Seating: Lounge Chair with Veneer Tablet Arm - Contrast - LEFT FACING (Standard)	56
1404P	Tables-Veneer: Club Medium End Table (Veneer Top), Pedestal Base	76	5613T/FC/LFT/JBL	Lobby and Lounge Seating: Lounge Chair with Laminate Tablet Arm - Contrast - LEFT FACING (Standard)	54
1404S	Tables-Veneer: Lounge Medium End Table (Veneer Top), Sled Base	76	5613T/FC/RFT/BFV	Lobby and Lounge Seating: Lounge Chair with Veneer Tablet Arm - Contrast - RIGHT FACING	56
1404W	Tables-Veneer: Parlor Medium End Table (Veneer Top), Wood Leg Base	76	5613T/FC/RFT/JBL	Lobby and Lounge Seating: Lounge Chair with Laminate Tablet Arm - Contrast - RIGHT FACING	54
1407P	Tables-Veneer: Club Large End Table (Veneer Top), Pedestal Base	78	5613T/NC/LFT/BFV	Lobby and Lounge Seating: Lounge Chair with Veneer Tablet Arm - Non-Contrast 4.5 yd - LEFT FACING (Standard)	56
1407S	Tables-Veneer: Lounge Large End Table (Veneer Top), Sled Base	78	5613T/NC/LFT/JBL	Lobby and Lounge Seating: Lounge Chair with Laminate Tablet Arm - Non-Contrast 4.5 yd - LEFT FACING (Standard)	52
1407W	Tables-Veneer: Parlor Large End Table (Veneer Top), Wood Leg Base	78	5613T/NC/RFT/BFV	Lobby and Lounge Seating: Lounge Chair with Veneer Tablet Arm - Non-Contrast 4.5 yd - RIGHT FACING	56
1408S	Tables-Veneer: Lounge Obround Coffee Table (Veneer Top), Sled Base	78	5613T/NC/RFT/JBL	Lobby and Lounge Seating: Lounge Chair with Laminate Tablet Arm - Non-Contrast 4.5 yd - RIGHT FACING	52
1408W	Tables-Veneer: Parlor Obround Coffee Table (Veneer Top), Wood Leg Base	78	5623/NC	Lobby and Lounge Seating: Lounge Chair	50
1412S	Tables-Laminate: Lounge Small End Table (Laminate Top), Sled Base	72	5633/NC	Lobby and Lounge Seating: Loveseat	50
1412W	Tables-Laminate: Parlor Small End Table (Laminate Top), Wood Leg Base	72	5643/NC	Lobby and Lounge Seating: Sofa	50
1414P	Tables-Laminate: Club Medium End Table (Laminate Top), Pedestal Base	72	5713T/FC/LFT/BFV	Lobby and Lounge Seating: Lounge Chair with Veneer	
1414S	Tables-Laminate: Lounge Medium End Table (Laminate Top), Sled Base	72			
1414W	Tables-Laminate: Parlor Medium End Table (Laminate Top), Wood Leg Base	72			
1417P	Tables-Laminate: Club Large End Table (Laminate Top), Pedestal Base	74			
1417S	Tables-Laminate: Lounge Large End Table (Laminate Top), Sled Base	74			
1417W	Tables-Laminate: Parlor Large End Table (Laminate Top), Wood Leg Base	74			
1418S	Tables-Laminate: Lounge Obround Coffee Table (Laminate Top), Sled Base	74			



Model No.	Description	Page	Model No.	Description	Page
5713T/FC/LFT/BL	Tablet Arm - Contrast - LEFT FACING (Standard)	144	823-ST	Replacement Parts: Medium Lounge Chair - Replacement Seat	120
5713T/FC/RFT/BFV	Lobby and Lounge Seating: Lounge Chair with Laminate Tablet Arm - Contrast - LEFT FACING (Standard)	142	833-AC	Replacement Parts: Medium Loveseat - Replacement Armcaps	122
5713T/FC/RFT/BL	Lobby and Lounge Seating: Lounge Chair with Veneer Tablet Arm - Contrast - RIGHT FACING	144	833-AL/LF	Replacement Parts: Medium Loveseat - Replacement Arm (Armless)	122
5713T/NC/LFT/BFV	Lobby and Lounge Seating: Lounge Chair with Laminate Tablet Arm - Contrast - RIGHT FACING	142	833-BK	Replacement Parts: Medium Loveseat - Replacement Back	122
5713T/NC/LFT/BL	Lobby and Lounge Seating: Lounge Chair with Veneer Tablet Arm - Non-Contrast 3.75 yd - LEFT FACING (Standard)	144	833-CA/LF	Replacement Parts: Medium Loveseat - Replacement Arm (Closed Arm)	122
5713T/NC/RFT/BFV	Lobby and Lounge Seating: Lounge Chair with Veneer Tablet Arm - Non-Contrast 3.75 yd - LEFT FACING (Standard)	140	833-OA/LF	Replacement Parts: Medium Loveseat - Replacement Arm (Open Arm)	122
5713T/NC/RFT/BL	Lobby and Lounge Seating: Lounge Chair with Veneer Tablet Arm - Non-Contrast 3.75 yd - RIGHT FACING	144	833-ST	Replacement Parts: Medium Loveseat - Replacement Seat	122
5723/NC	Lobby and Lounge Seating: Lounge Chair with Upholstered Arms	134	843-AC	Replacement Parts: Medium Sofa - Replacement Armcaps	124
5723WA/NC	Lobby and Lounge Seating: Lounge Chair with Wood Arms	134	843-AL/LF	Replacement Parts: Medium Sofa - Replacement Arm (Armless)	124
5733/NC	Lobby and Lounge Seating: Loveseat with Upholstered Arms and Double Cushion	136	843-BK	Replacement Parts: Medium Sofa - Replacement Back	124
5733WA/NC	Lobby and Lounge Seating: Loveseat with Wood Arms and Double Cushion	136	843-CA/LF	Replacement Parts: Medium Sofa - Replacement Arm (Closed Arm)	124
5735/NC	Lobby and Lounge Seating: Loveseat with Upholstered Arms and Single Cushion	138	843-OA/LF	Replacement Parts: Medium Sofa - Replacement Arm (Open Arm)	124
5735WA/NC	Lobby and Lounge Seating: Loveseat with Wood Arms and Single Cushion	138	843-ST	Replacement Parts: Medium Sofa - Replacement Seat	124
613/NC	Lobby and Lounge Seating: Armless Chair	90	923-AL	Replacement Parts: Large Lounge Chair - Replacement Arm (Armless)	130
613T/FC	Lobby and Lounge Seating: Armless Chair w/Tablet Arm (Left Side Facing Only)-Contrast	92	923-BK	Replacement Parts: Large Lounge Chair - Replacement Back	130
613T/NC	Lobby and Lounge Seating: Armless Chair w/Tablet Arm (Left Facing Only)-Non-Contrast 3.25yd	92	923-CA/LF	Replacement Parts: Large Lounge Chair - Replacement Arm (Closed Arm)	130
6623/NC	Lobby and Lounge Seating: Lounge Chair	82	923-ST	Replacement Parts: Large Lounge Chair - Replacement Seat	130
6633/NC	Lobby and Lounge Seating: Loveseat	82	933-AL	Replacement Parts: Large Loveseat - Replacement Arm (Armless)	130
6643/NC	Lobby and Lounge Seating: Sofa	82	933-BK	Replacement Parts: Large Loveseat - Replacement Back	130
6713T/FC	Lobby and Lounge Seating: Lounge Chair with Tablet Arm - Contrast	18	933-CA/LF	Replacement Parts: Large Loveseat - Replacement Arm (Closed Arm)	130
6713T/NC	Lobby and Lounge Seating: Lounge Chair with Tablet Arm - Non-Contrast	18	933-ST	Replacement Parts: Large Loveseat - Replacement Seat	130
6723/NC	Lobby and Lounge Seating: Lounge Chair	16	943-AL	Replacement Parts: Large Sofa - Replacement Arm (Armless)	130
6733/NC	Lobby and Lounge Seating: Loveseat	16	943-BK	Replacement Parts: Large Sofa - Replacement Back	130
6743/NC	Lobby and Lounge Seating: Sofa	16	943-CA/LF	Replacement Parts: Large Sofa - Replacement Arm (Closed Arm)	130
7948/NC	Benches: Bench - 48"	86	943-ST	Replacement Parts: Large Sofa - Replacement Seat	130
7960/NC	Benches: Bench - 60"	86	A320-24300	Lobby and Lounge Seating: Oval Ottoman	12
823-AC	Replacement Parts: Medium Lounge Chair - Replacement Armcaps	120	A320-36480	Lobby and Lounge Seating: Oval Ottoman	12
823-AL/LF	Replacement Parts: Medium Lounge Chair - Replacement Arm (Armless)	120	A320-36R	Lobby and Lounge Seating: Round Ottoman	12
823-BK	Replacement Parts: Medium Lounge Chair - Replacement Back	120	A323/NC	Lobby and Lounge Seating: Arm Chair	8
823-CA/LF	Replacement Parts: Medium Lounge Chair - Replacement Arm (Closed Arm)	120	A323A/NC	Lobby and Lounge Seating: Armless Chair	8
823-OA/LF	Replacement Parts: Medium Lounge Chair - Replacement Arm (Open Arm)	120	A323WA/NC	Lobby and Lounge Seating: Arm Chair with Caps	8
			A333/NC	Lobby and Lounge Seating: Loveseat with Arms	10
			A333WA/NC	Lobby and Lounge Seating: Loveseat with Wood Armcaps	10
			H13T	Tables: 13 x 26 Laminate Table	44
			H20	Lobby and Lounge Seating: 26 x 26 Upholstered Ottoman	42
			H20B	Lobby and Lounge Seating: 26 x 26 Laminate Backless Lounge	30
			H20TL	Tables: Cloud Light and Table	44
			H23/NC	Lobby and Lounge Seating: 26 x 26 Armless Lounge	28
			H23A/NC	Lobby and Lounge Seating: 26 x 26 Armed Lounge	34
			H23B/NC	Lobby and Lounge Seating: 26 x 26 Laminate Back Lounge	30
			H23LT/NC	Lobby and Lounge Seating: 26 x 26 Lounge with Tablet Arm - Left Facing	36
			H23RT/NC	Lobby and Lounge Seating: 26 x 26 Lounge with Tablet Arm - Right Facing	36
			H24T	Tables: 26 x 26 Laminate Table	44
			H25DT	Tables: 20 x 20 Docking Table	44
			H33/NC	Lobby and Lounge Seating: 26 x 39 Armless Lounge	28

Index

Model No.	Description	Page
H33A/NC	Lobby and Lounge Seating: 26 x 39 Armed Lounge	34
H33LB/NC	Lobby and Lounge Seating: 26 x 39 Laminate Back Lounge - Left Facing Back	32
H33LT/NC	Lobby and Lounge Seating: 26 x 39 Lounge with Tablet Arm - Left Facing	38
H33RB/NC	Lobby and Lounge Seating: 26 x 39 Laminate Back Lounge - Right Facing Back	32
H33RT/NC	Lobby and Lounge Seating: 26 x 39 Lounge with Tablet Arm - Right Facing	38
H43/NC	Lobby and Lounge Seating: 26 x 78 Armless Lounge	28
H43A/NC	Lobby and Lounge Seating: 26 x 78 Armed Lounge	34
H43LT/NC	Lobby and Lounge Seating: 26 x 78 Lounge with Tablet Arm - Left Facing	40
H43RT/NC	Lobby and Lounge Seating: 26 x 78 Lounge with Tablet Arm - Right Facing	40
H45WI	Lobby and Lounge Seating: 45 Degree Wedge - Inside	42
H45WO	Lobby and Lounge Seating: 45 Degree Wedge - Outside	42
H60WI	Lobby and Lounge Seating: 60 Degree Wedge - Inside	42
H60WO	Lobby and Lounge Seating: 60 Degree Wedge - Outside	42
HUBGNR.BL	Replacements: Ganger Assembly	46
PWRPYL.BL	Replacements: Sensio Power Pylon (3 Receptacle, 2 USB Ports)	46
SA823/NC	Lobby and Lounge Seating: Medium Lounge Chair (Armless)	118
SA833/NC	Lobby and Lounge Seating: Medium Loveseat (Armless)	118
SA843/NC	Lobby and Lounge Seating: Medium Sofa (Armless)	118
SA923/NC	Lobby and Lounge Seating: Large Lounge Chair (Armless)	128
SA933/NC	Lobby and Lounge Seating: Large Loveseat (Armless)	128
SA943/NC	Lobby and Lounge Seating: Large Sofa (Armless)	128
SEFS.GLIDE	Replacement Parts: Table Glides	108
SELA.GLIDE	Replacement Parts: Lounge Glides	108
SK24	Replacements: Replacement Privacy Screen for 26" Units	46
SK37	Replacements: Replacement Privacy Screen for 39" Units	46
S0823/NC	Lobby and Lounge Seating: Medium Lounge Chair (Open Arms)	112
S0833/NC	Lobby and Lounge Seating: Medium Loveseat (Open Arms)	112
S0843/NC	Lobby and Lounge Seating: Medium Sofa (Open Arms)	112
SP823/NC	Lobby and Lounge Seating: Medium Lounge Chair (Closed Arm)	114
SP833/NC	Lobby and Lounge Seating: Medium Loveseat (Closed Arm)	114
SP843/NC	Lobby and Lounge Seating: Medium Sofa (Closed Arm)	114
SP923/NC	Lobby and Lounge Seating: Large Lounge Chair (Closed Arm)	126
SP933/NC	Lobby and Lounge Seating: Large Loveseat (Closed Arm)	126
SP943/NC	Lobby and Lounge Seating: Large Sofa (Closed Arm)	126
SS723/NC	Lobby and Lounge Seating: Medium Lounge Chair (7 Arm)	116
SS733/NC	Lobby and Lounge Seating: Medium Loveseat (7 Arm)	116
SS743/NC	Lobby and Lounge Seating: Medium Sofa (7 Arm)	116





KI
1330 Bellevue Street
P.O. Box 8100
Green Bay, Wisconsin 54308-8100
1-800-424-2432
www.ki.com

KI and Furnishing Knowledge
are registered trademarks
of Krueger International, Inc.

© 2011 KI
All Rights Reserved.
Litho in USA.
Code KI-11482R1/KI/VL/211