



LYRA[®] LOUNGE FURNITURE

PRICE LIST

January 3, 2011

Updated January 30, 2023

800.424.2432



Ordering Customer's Own Material (C.O.M.) Upholstery		
Information		3
Lyra®		
General Information		5
Product Color Options		7
Lounge		8
Parlor		10
Club		11
Replacement Parts		12
Tables-Laminate		13
Tables-Veneer		15



Customer’s Own Material ■
Specifications Form
January 2023

How to Specify

As a standard procedure, KI applies seating upholstery as swatched by the textile distributor. Reference distributor’s website. Upholstery that is required to be applied differently than is swatched, will need a Product Modification Request written specifying the direction the upholstery is to be applied.

Seating upholstery requiring specific positioning of intricate patterns or patterns repeats on seats and backrests, will need a Product Modification Request written including a sketch noting the specific requirements, as in Diagram A.

C.O.M. must be supplied in continuous yardage.

Yardage requirements listed in price list are based on plain goods 54” wide. Fabrics less than 54” wide, or those requiring matching (stripes, plaids, prints, large patterns) will require additional yardage based on the fabric used and the item ordered. Consult matrix below for additional yardage needed.

C.O.M. INCREASE MATRIX (yardage matrix is also applicable to any reservations of KI Ingrade, Pallas, or K.O.M. upholsteries).

This table is a general guide.

FABRIC WIDTH	PLAIN FABRIC	UNDER 7” REPEAT	8”–13” REPEAT	14”-21” REPEAT	22”-27” REPEAT	28”-33” REPEAT	34”-40” REPEAT	41”-48” REPEAT
54”	0	20%	25%	30%	45%	55%	70%	80%
51”-53”	15%	25%	30%	35%	50%	60%	80%	90%
48”-50”	20%	30%	35%	40%	55%	65%	85%	95%
45”-47”	30%	45%	50%	55%	60%	80%	90%	100%
36”-44”	50%	65%	70%	75%	80%	100%	110%	120%

Diagram A



Fabric with double repeat: If using a fabric with a double repeat, please follow this formula: take the total amount of the larger and half of the smaller repeat; add together to find the correct overall repeat. Example: 10” vertical with 14” horizontal would be 14+5=19.

If fabric comes in on multiple rolls, one additional yard per roll needs to be added to the yardage requirement.

Leather hides must be a minimum of 50 square feet of usable material. The outer edges cannot be calculated as square feet or yardage. To determine square footage, multiply unit yardage by 18 square feet to obtain the total square footage required per unit.

For exact production yardage requirements, call 1-800-424-2432, ext. 2707.

Production

Customer’s upholstery must be approved prior to acceptance for production.

After approval, a memo swatch of the C.O.M. from the textile distributor must accompany the order. KI assumes no responsibility for wear, defects, or performance of C.O.M. or K.O.M. upholstery.

C.O.M. not received into the appropriate facility 3 weeks prior to acknowledged delivery date may go on hold. See KI C.O.M. Shipping Location listing for the correct facility address by product.

All C.O.M. must be labeled as follows:

1. Name and address
2. Your purchase order number
3. Our style number to which fabric is to be applied
4. Supplier name and fabric name, number, and color

ALL C.O.M. Shipments must be prepaid. Collect shipments will be refused.

Testing

When KI requires testing, actual yardage to upholster one chair may be required. The C.O.M. Specialist will confirm model and fabric testing requirements when applicable.

ALL C.O.M. Shipments must be prepaid. Collect shipments will be refused.

Treated Materials

If C.O.M. requires processing such as a stain resistance treatment or acrylic backing, it may shrink. To prevent delays in delivery or back ordering due to shrinkage, please have your processor verify measurement after processing and assure adequate yardage shipped.

Split Orders

If a portion of the shipment which does not require C.O.M. application is to be processed and shipped early, KI will enter the order immediately at your request. These split shipments are subject to minimum order changes.

Excess Upholstery Material

KI will dispose of excess upholstery material at the time of shipment unless expressly requested to return it with the product shipment.

Cancelled or Changed Orders

KI assumes no responsibility for extra C.O.M. due to a change of upholstery or cancellation of an order. If it the customer’s responsibility to arrange for return of the material.

Contact the C.O.M. Specialist at 1-800-424-2432, ext. 2707, with questions or to request a split order



C.O.M. SHIPPING LOCATION



Architectural Walls		System 3000..... MN	LimeLite GB
Evoke..... MN		Universal Overheads..... MN	Lyra Lounge Seating.....HN
Genius Walls..... MN		Wireworks MN	Maestro Stack Chairs GB
		Unite..... MN	Medical & Laboratory Stools.....OM
Casegoods			MyPlace Lounge SeatingHN
Aristotle Tackboards.....MN	Residence Hall Furniture		MyWay Seating.....HN
Likha Tackboards.....MN	RoomScape Furniture MN		Oath Task Chairs and Stools..... GB
			Opt4 GB
Classroom Furniture		Screens	Pilot Task Chairs.....OM
Intellect Wave Chairs..... GB		All Terrain..... KP	Promenade Seating SystemBW
Learn2 GB		Connection Zone.....BW	Ruckus..... GB
Ruckus.....GB		True/Volition KP	Sela Lounge SeatingHN
		Genesis..... KP	Sift Task Chairs GB
Desking		Tattoo..... MN	Signia Task Chairs and StoolsOM
700 Series Desking KP		Universal.....BW	Soltice Metal Collection.....HN
Balance Overheads MN			Soltice Multiple, Healthcare & Guest .HN
Genesis Desking..... MN	Seating		Soltice II Healthcare Seating.....HN
True Desking..... KP	400 Series Folding Chairs.....BW		Strive Multiple, Stack & Task GB
Universal Overheads..... MN	600 Series Folding Chairs.....BW		SwayBW
WorkZone Desking MN	600 Series Stools.....BW		Tattoo.....HN
	Affina Collection.....HN		Torsion-on-the-Go! Nesting Chairs GB
Files & Storage			Torsion Air Stack and Task Seating GB
700 Series Pedestal Cushion GB	Altus Task Chairs..... GB		ZoetryHN
Connection Zone Pads.....BW	Apply Stack Chairs..... GB		
U-Series Pedestal Cushion..... GB	Auditorium Folding ChairsBW		
Tattoo.....BW	Calida Lounge SeatingHN		
	Diem Task Chairs..... OM		
Fixed Seating			
Concerto Auditorium SeatingBW	Doni Collection..... GB		
Single Pedestal Seating GB	Gladly Lounge Seating VQ		
Jury Base Seating..... GB	Grazie Seating GB		
Lancaster Auditorium SeatingBW	Hiatus Sleeper BenchHN		
Sequence Seating..... GB	Hub Modular Lounge SeatingHN		
University Seating..... GB	Impress Task Chairs..... OM		
	Impress Ultra Task Chairs OM		
Panel Systems			
All Terrain..... KP	Jessa Lounge SeatingHN		
Balance Overheads MN	Jubilee Lounge Seating.....VQ		
	Katera Guest Chair..... GB		
	Kurv Benches.....HN		
	LaResta Day BedsHN		

KI C.O.M. Manufacturing Site Addresses:

<u>BW</u> KI Bonduel Attn: COM Storage 204 West South St. Bonduel, WI 54107	<u>HN</u> KI High Point Attn: COM Storage 217 Feld Avenue High Point, NC 27263	<u>MN</u> KI Manitowoc Attn: COM Storage 1400 S. 41st St. Manitowoc, WI 54220	<u>VQ</u> KI Attn: COM Fabrics 6892 Marlin Circle La Palma, CA 90623
<u>GB</u> KI Green Bay Attn: COM Storage 1687 Westminster Drive - Gate 3 Green Bay, WI 54302	<u>KP</u> KI Pembroke Attn: COM Storage 1000 Olympic Dr. Pembroke, Ontario K8A6X7	<u>OM</u> KI Attn: COM Storage 1110 S. Mildred Ave. Ontario, CA 91761	



Lounge Chair
(1423WS)



Lounge Loveseat
(1433US)



Lounge Sofa
(1443US)



Lounge Ottoman
(1420)

General Dimensions				
Seat width	22-1/2"	38"	63-1/2"	
Seat depth	20-1/4"	20-1/4"	20-1/4"	
Seat height	18-1/2"	18-1/2"	18-1/2"	
Arm width	1-3/4"	2-1/2"	2-1/2"	
Arm height	26-1/4" @ highest point	26-1/4" @ highest point	26-1/4" @ highest point	
Overall Dimensions				
Width	29"	45-3/4"	72-1/2"	23"
Depth	30-1/4"	30-1/4"	30-1/4"	18"
Height	31-1/2"	31-1/2"	31-1/2"	17"



Parlor Chair
(1423UW)



Parlor Loveseat
(1433UW)



Parlor Sofa
(1443UW)



Parlor Ottoman
(1420UW)



Club Chair
(1423PP)

General Dimensions					
Seat width	22-1/2"	38"	63-1/2"		22-1/2"
Seat depth	20-1/4"	20-1/4"	20-1/4"		20-1/4"
Seat height	18-1/2"	18-1/2"	18-1/2"		18-1/2"
Arm width	1-3/4"	2-1/2"	2-1/2"		1-3/4"
Arm height	26-1/4" @ highest point	26-1/4" @ highest point	26-1/4" @ highest point		26-1/4" @ highest point
Overall Dimensions					
Width	29"	45-3/4"	72-1/2"	23"	29"
Depth	30-1/4"	30-1/4"	30-1/4"	18"	30-1/4"
Height	31-1/2"	31-1/2"	31-1/2"	17"	30"

GENERAL INFORMATION

The Lyra Collection is a fresh, modern interpretation of a classic design iconography that, through the use of mixed materials, creates a powerful yet understated visual language. Available in 3 base styles: sled (Lounge), wood leg (Parlor), and pedestal (Club) and 3 wood shell configurations; design possibilities are endless.

Club chairs are standard with a swiveling pedestal base with an automatic return.

The Lyral Collection contains a full compliment of chairs, sofas, loveseats, and occasional tables featuring wood, metal, and upholstered elements.

WOOD INFORMATION

Wood Finish

Due to wood being a natural material, slight variations can occur in texture, color, grain configurations, and finish acceptance. Therefore, wood components may vary in tone or character from piece to piece, and no guarantee of exact matches

can be made.

Exposed wood back shell is available in beech, maple (Kensington Maple), and walnut (Natural Walnut) on the Club and Lounge chairs only. Painted wood back shell is only available on Club chairs. An upholstered wood shell is available in any of the base type configurations--sled (Lounge), wood leg (Parlor), and pedestal (Club).

Plywood Edge color

The plys on the edge of wood-backed shells will vary in color from the surface of the wood shell. The plys of the plywood shell edge will be visible and may create a wood contrast. If a darker finish is selected, the plys will not be as visible and the edge will be similar in color as the outer shell.

Materials

Sled (Lounge) and pedestal (Club) bases are steel. Wood leg (Parlor) base is available in beech and maple (Kensington Maple on maple).

FINISH INFORMATION

Color Match

KI offers the additional option of color matching paint, polypropylene, or wood stain through Product Modification Requests. Contact Customer Service for details.

UPHOLSTERY INFORMATION

C.O.M. FABRIC

For C.O.M. fabric sent to KI-High Point on multiple rolls, add an additional yard of fabric per roll to the yardage requirements. Multiple rolls have shorter pieces of fabric on them and do not allow nesting and stacking of the fabric to achieve the best yield as is done with one large roll. This results in yardage shortages and requests for additional fabric from the client, which can hold up the order. For each roll that is sent, one yard needs to be added and needs to be added to one of the rolls, not separately.

Upholstery Finish

Some fabrics and leathers may show slight wrinkling in corners, around the seat, arms, or back, which is normal. With use, comfort wrinkles may occur in seats and backs and give the upholstery a loose appearance.

Fabric Disclaimer

Fabric will be applied as swatched by the fabric manufacturer. Fabric that is required to be applied differently than is swatched will need a Product Modification Request written specifying the direction the fabric is to be applied.

INFORMATION

Warranty

Refer to KI Terms & Conditions document or visit ki.com



Lounge Table



Parlor Table



Club Table



Lounge Obround Coffee Table



Parlor Obround Coffee Table

Overall Dimensions					
Width	20"	20"	31"	54"	54"
Depth	20"	20"	31"	20"	20"
Height	18"	18"	13"	13"	13"



1-1/2" rigid PVC knife edge

GENERAL INFORMATION

The Lyra Table Collection is available in square (rounded corners) and obround shapes and 3 base styles: sled (Lounge), wood leg (Parlor), and pedestal (Club). Tables are available in veneer or laminated tops. Veneer table tops are available in beech core finishes, maple (Kensington Maple), and walnut (Natural Walnut). Wood legs (Parlor) are available in beech and maple (Kensington Maple) only.

See table price lists pages for overall table dimensions.

INFORMATION

Warranty
Refer to KI Terms & Conditions document or visit ki.com



Base Finish		Surface Finish for Laminate Table Tops		Surface Finish for Veneer Table Tops	
Black	BL	Belair	LBQ	Cherry Storm on Beech	BCX
Blue Grey	GR	Biltmore Cherry	LBT	Cinnamon on Beech	BCN
Bronze Metallic	ZM	Black	LBK	Cocoa on Beech	BCA
Cayenne	CY	Brighton Walnut	LBW	Eclipse Black on Beech	BEB
Champagne Metallic	CM	Canyon Zephyr	LCA	Florence Walnut on Beech	BFC
Chrome	CH	Castle Oak	LCO	Kensington Maple on Maple	MMA
Cool Grey	CG	Casual Linen	LCU	Monticello Maple on Beech	BMT
Cottonwood	CO	Cherry Storm	LCX	Natural on Beech	BNA
Earthen Clay	EY	Classic Linen	LCI	Natural on Walnut	WNT
Espresso Metallic	EX	Cloud Zephyr	LCL	River Cherry on Beech	BRY
Everglade Shade	EV	Cocobala	LCC	Wood leg finish (Parlor) always matches veneer top finish.	
Flannel	FN	Crisp Linen	LRI		
Glitz Metallic	GZ	Desert Zephyr	LDZ		
Hazy Jade	HJ	Dove Grey	LDG	Natural on Walut is not available on wood leg models (Parlor).	
Honey Bee	HY	Fired Steel	LIL		
Light Tone	LG	Flax Linen	LXF		
Mardi Gras	MG	Florence Walnut	LFC		
Misty Brown	MY	Forged Steel	LOL		
Nemo	NE	Friston Ash	LFH		
Nordic	ND	Frosty White	LFW		
Poppy Red	PR	Graphite Nebula	LGN		
Purple Haze	PH	Grey	LGE		
Rubber Ducky	RK	High Rise	LHE		
Sand	SA	Hollyberry	LHY		
Sky Blue	SK	Irish Linen	LIH		
Starlight Silver Metallic	SX	Island	LID		
Surf's Up	SP	Italian Silver Ash	LIT		
Twilight Shadow	TI	Kensington Maple	LKM		
Ultra Blue	UB	Lapis Blue	LLB		
Warm Grey	WG	Markerboard White	LMK		
Zesty Lime	ZL	Misted Zephyr	LMR		
		Monticello Maple	LMT		
		Nickel Evolv	LNv		
		North Sea	LNA		
		Ocean	LOn		
		Pearl Bisque	LPB		
		Pearl Silver	LPS		
		Pressed Linen	LPR		
		River Cherry	LRy		
		Rugged Linen	LRG		
		Satin Stainless	LSS		
		Shadow Zephyr	LSR		
		Silicon evolv	LSV		
		Sterling Ash	LAZ		
		Tailored Linen	LTL		
		Titanium evolv	LTV		
		White Nebula	LWL		
		White Sand	LWN		
		Windsor Mahogany	LWY		
Chrome is only available on bases.					
Wood Shell Finish - Core					
Cherry Storm on Beech	BCX				
Cinnamon on Beech	BCN				
Cocoa on Beech	BCA				
Eclipse Black on Beech	BEB				
Florence Walnut on Beech	BFC				
Kensington Maple on Maple	MMA				
Monticello Maple on Beech	BMT				
Natural on Beech	BNA				
Natural on Walnut	WNT				
River Cherry on Beech	BRY				
Natural on Walnut is not available on wood legs (Parlor). Kensington Maple requires an upcharge.					
Painted Shell Color					
Black	PBL				
Cottonwood	PCO				
Light Tone	PLG				
Sand	PSA				
Starlight Silver Metallic	PSX				
Warm Grey	PWG				
Earthen Clay	PEY				

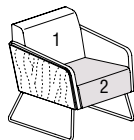
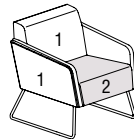
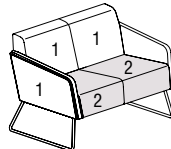
Finish Cards

View color swatches for items listed within this document.

- [Paints](#)
[Plastics/Poly](#)
- [Wood/Veneer](#)
[Laminates](#)
- [Molded Edges](#)
[Edge Styles](#)
- [Hard Plastics](#)
[Glass](#)

Certain options referenced may not be available on GSA Schedule.



			MODEL NUMBER																					
			Basic Model	Non-Contrast or Fabric Contrast 1	Fabric Contrast 2	Base Finish	Wood Shell Finish	Glide Option	Moisture Barrier	Approx. Packaged Weight	Grade C.O.M.	Grade C	Grade D	Grade E & C.O.L.	Grade F	Grade G	Grade H	Grade I	Grade J	Grade K	Grade L Leather	Grade M Leather	Moisture Barrier add to list price	
	MODEL	Features																						
	Lounge Chair with Exposed Wood Back, Sled Base <ul style="list-style-type: none">Non-contrast C.O.M = 3.75 yd1 = Body (Fabric Contrast 1) C.O.M. = 2.5 yd2 = Seat (Fabric Contrast 2) C.O.M. = 1.25 yd	Non-contrast	1423WS/NC	□□□□		□□	□□□	□□	□□□	85.0#	\$ 3008	\$ 3185	\$ 3231	\$ 3285	\$ 3322	\$ 3394	\$ 3469	\$ 3560	\$ 3740	\$ 3930	\$ 4112	\$ 4479	\$ 210	
		Contrast	1423WS/FC	□□□□	□□□□	□□	□□□	□□	□□□	85.0#	3085	3259	3306	3363	3397	3471	3547	3634	3817	4004	4185	4552	210	
LYRA																								
	Lounge Chair with Upholstered Back, Sled Base <ul style="list-style-type: none">Non-contrast C.O.M = 5.5 yd1 = Body (Fabric Contrast 1) C.O.M. = 4.25 yd2 = Seat (Fabric Contrast 2) C.O.M. = 1.25 yd	Non-contrast	1423US/NC	□□□□		□□		□□	□□□	85.0#	\$ 2876	\$ 3151	\$ 3225	\$ 3314	\$ 3369	\$ 3485	\$ 3604	\$ 3743	\$ 4039	\$ 4327	\$ 4619	\$ 5200	\$ 210	
		Contrast	1423US/FC	□□□□	□□□□	□□		□□	□□□	85.0#	2951	3227	3297	3387	3444	3563	3678	3820	4114	4405	4695	5274	210	
	LYRA																							
	Lounge Loveseat with Upholstered Back, Sled Base <ul style="list-style-type: none">Non-contrast C.O.M = 6.75 yd1 = Body (Fabric Contrast 1) C.O.M. = 5.25 yd2 = Seat (Fabric Contrast 2) C.O.M. = 1.75 yd	Non-contrast	1433US/NC	□□□□		□□		□□	□□□	140.0#	\$ 4079	\$ 4403	\$ 4484	\$ 4585	\$ 4651	\$ 4786	\$ 4924	\$ 5092	\$ 5426	\$ 5766	\$ 6101	\$ 6774	\$ 246	
		Contrast	1433US/FC	□□□□	□□□□	□□		□□	□□□	140.0#	4195	4513	4600	4699	4769	4903	5033	5203	5540	5876	6213	6889	246	
	LYRA																							
			A	B	C	D	E	F	G															

HOW TO ORDER

Indicate the following information on order form:

- Quantity of each item.
- Model number, including options. See “How To Build a Model Number”.
- Any special service required.

Note:

- The ☐ indicates that a choice is required.
- The absence of the ☐ indicates that no choice is required.
- Alpha-numeric characters in place of ☐ indicate that no other alternatives are available.

HOW TO BUILD A MODEL NUMBER

- A**Select basic model.
- B**Select non-contrast or fabric contrast 1. Refer to [ki.com/fabrics](https://www.ki.com/fabrics)
- C**Select fabric contrast 2. Refer to [ki.com/fabrics](https://www.ki.com/fabrics)
- D**Select base finish color. Refer to the **Product Color Options** page in this price list.
- E**Select wood shell finish color. Refer to the **Product Color Options** page in this price list.
- F**Select glide option.

NGL

- No glides

GNY

- Nylon glides (black); add \$6
- G**Select moisture barrier.

MB

- Moisture barrier

NMB

- No moisture barrier

See pricing column for moisture barrier upcharge.

INFORMATION

C.O.M. Requirements
C.O.M. yardage requirements listed above are based on plain goods 54” wide. If less than 54” wide or fabrics requiring matching (stripes, plaids, prints, large patterns), additional yardage will be needed. Consult C.O.M. matrix on the Ordering C.O.M. and C.O.L. page for additional yardage needed. For C.O.M. fabric sent to KI-High Point on multiple rolls, add an additional yard of fabric per roll to the yardage requirements.

C.O.L. Requirements
Figure 18 sq. ft. of leather (C.O.L.) for each yard shown (i.e., 4.75 x 18 = 85.5 sq. ft.).

Contrasting Upholstery
When contrasting fabric is chosen, price at highest in-grade.

Minimum Fabric/Leather Quantity
Minimum order for fabric is 1 yard. Minimum order for leather is 1 hide (approximately 50 sq. ft.).

Construction
Frame constructed of kiln-dried hardwood and furniture-grade plywood. Cushioning of multiple densities of polyurethane foam and Dacron fiber.

Note
The Lyra Lounge Collection is available in exposed wood back and upholstered back shell. The Lounge Collection sled base can be specified in powdercoat paint and chrome. See product color options page.

SPECIAL SERVICES

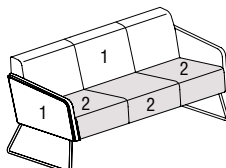
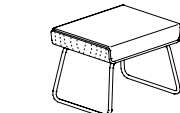
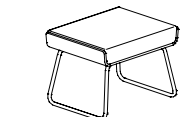
Special Carton Marking

With specially marked information N/C

Shipping
Ships **assembled, FOB High Point, NC 27263, freight prepaid.** Freight class 175

Specifications and prices are subject to change without prior notice.



			MODEL NUMBER																					
			Basic Model	Non-Contrast or Fabric Contrast 1	Fabric Contrast 2	Base Finish	Wood Shell Finish	Glide Option	Moisture Barrier															
MODEL	Features									Approx. Packaged Weight	Grade C.O.M.	Grade C	Grade D	Grade E & C.O.L.	Grade F	Grade G	Grade H	Grade I	Grade J	Grade K	Grade L Leather	Grade M Leather	Moisture Barrier add to list price	
 LYRA	Lounge Sofa with Upholstered Back, Sled Base <ul style="list-style-type: none">Non-contrast C.O.M = 8.75 yd1 = Body (Fabric Contrast 1) C.O.M. = 6.5 yd2 = Seat (Fabric Contrast 2) C.O.M. = 2.5 yd	Non-contrast	1443US/NC	□□□□		□□		□□	□□□	195.0#	\$ 4925	\$ 5314	\$ 5418	\$ 5542	\$ 5625	\$ 5790	\$ 5955	\$ 6163	\$ 6576	\$ 6989	\$ 7402	\$ 8229	\$ 263	
		Contrast	1443US/FC	□□□□	□□□□	□□		□□	□□□	195.0#	5065	5458	5561	5686	5770	5934	6101	6306	6716	7132	7542	8372	263	
 LYRA	Lounge Ottoman with Wood Shell, Sled Base <ul style="list-style-type: none">Non-contrast C.O.M = 1 yd		1420WS	□□□□		□□	□□□	□□	□□□	35.0#	\$ 1879	\$ 1935	\$ 1952	\$ 1972	\$ 1982	\$ 2005	\$ 2033	\$ 2062	\$ 2124	\$ 2183	\$ 2246	\$ 2369	\$ 192	
 LYRA	Lounge Ottoman with Upholstered Shell, Sled Base <ul style="list-style-type: none">Non-contrast C.O.M = 1.5 yd		1420US	□□□□		□□		□□	□□□	35.0#	\$ 1517	\$ 1605	\$ 1629	\$ 1658	\$ 1675	\$ 1711	\$ 1749	\$ 1796	\$ 1888	\$ 1978	\$ 2070	\$ 2253	\$ 192	
			A	B	C	D	E	F	G															

HOW TO ORDER

Indicate the following information on order form:

- Quantity of each item.
- Model number, including options. See “How To Build a Model Number”.
- Any special service required.

Note:

- The □ indicates that a choice is required.
- The absence of the □ indicates that no choice is required.
- Alpha-numeric characters in place of □ indicate that no other alternatives are available.

HOW TO BUILD A MODEL NUMBER

- A**Select basic model.
- B**Select non-contrast or fabric contrast 1. Refer to [ki.com/fabrics](#)
- C**Select fabric contrast 2. Refer to [ki.com/fabrics](#)
- D**Select base finish color. Refer to the **Product Color Options** page in this price list.
- E**Select wood shell finish color. Refer to the **Product Color Options** page in this price list.
- F**Select glide option.

NGL

- No glides

GNY

- Nylon glides (black); add \$6
- G**Select moisture barrier.

MB

- Moisture barrier

NMB

- No moisture barrier

See pricing column for moisture barrier upcharge.

INFORMATION

C.O.M. Requirements
C.O.M. yardage requirements listed above are based on plain goods 54” wide. If less than 54” wide or fabrics requiring matching (stripes, plaids, prints, large patterns), additional yardage will be needed. Consult C.O.M. matrix on the Ordering C.O.M. and C.O.L. page for additional yardage needed. For C.O.M. fabric sent to KI-High Point on multiple rolls, add an additional yard of fabric per roll to the yardage requirements.

C.O.L. Requirements
Figure 18 sq. ft. of leather (C.O.L.) for each yard shown (i.e., 4.75 x 18 = 85.5 sq. ft.).

Contrasting Upholstery
When contrasting fabric is chosen, price at highest in-grade.

Minimum Fabric/Leather Quantity
Minimum order for fabric is 1 yard. Minimum order for leather is 1 hide (approximately 50 sq. ft.).

Construction
Frame constructed of kiln-dried hardwood and furniture-grade plywood. Cushioning of multiple densities of polyurethane foam and Dacron fiber.

Note
The Lyra Lounge Collection is available in exposed wood back and upholstered back shell. The Lounge Collection sled base can be specified in powdercoat paint and chrome. See product color options page.

SPECIAL SERVICES

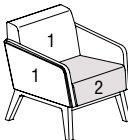
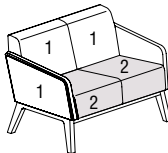
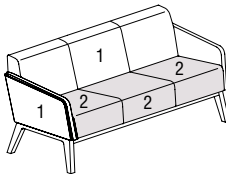

Special Carton Marking

With specially marked information N/C

Shipping
Ships **assembled, FOB High Point, NC 27263, freight prepaid.** Freight class 175

Specifications and prices are subject to change without prior notice.



			MODEL NUMBER																			Moisture Barrier add to list price
			Basic Model	Non-Contrast or Fabric Contrast 1	Fabric Contrast 2	Wood Leg Finish	Moisture Barrier															
MODEL	Features							Approx. Packaged Weight	Grade C.O.M.	Grade C	Grade D	Grade E & C.O.L.	Grade F	Grade G	Grade H	Grade I	Grade J	Grade K	Grade L Leather	Grade M Leather		
	Parlor Chair with Upholstered Back, Wood Leg Base	Non-contrast	1423UW/NC	□□□□		□□□	□□□	91.0#	\$ 3133	\$ 3412	\$ 3484	\$ 3570	\$ 3629	\$ 3743	\$ 3862	\$ 4008	\$ 4299	\$ 4587	\$ 4878	\$ 5462	\$ 237	
	<ul style="list-style-type: none">Non-contrast C.O.M = 5.5 yd1 = Body (Fabric Contrast 1) C.O.M. = 4.25 yd2 = Seat (Fabric Contrast 2) C.O.M. = 1.25 yd	Contrast	1423UW/FC	□□□□	□□□□	□□□	□□□	91.0#	3213	3487	3560	3648	3704	3820	3938	4085	4375	4664	4957	5538	237	
LYRA																						
	Parlor Loveseat with Upholstered Back, Wood Leg Base	Non-contrast	1433UW/NC	□□□□		□□□	□□□	145.0#	\$ 4533	\$ 4854	\$ 4934	\$ 5034	\$ 5105	\$ 5237	\$ 5373	\$ 5542	\$ 5876	\$ 6214	\$ 6550	\$ 7223	\$ 246	
	<ul style="list-style-type: none">Non-contrast C.O.M = 6.75 yd1 = Body (Fabric Contrast 1) C.O.M. = 5.25 yd2 = Seat (Fabric Contrast 2) C.O.M. = 1.75 yd	Contrast	1433UW/FC	□□□□	□□□□	□□□	□□□	145.0#	4647	4966	5051	5151	5219	5352	5486	5657	5993	6329	6668	7339	246	
LYRA																						
	Parlor Sofa with Upholstered Back, Wood Leg Base	Non-contrast	1443UW/NC	□□□□		□□□	□□□	195.0#	\$ 5456	\$ 5846	\$ 5950	\$ 6075	\$ 6158	\$ 6321	\$ 6489	\$ 6694	\$ 7106	\$ 7521	\$ 7934	\$ 8759	\$ 268	
	<ul style="list-style-type: none">Non-contrast C.O.M = 8.75 yd1 = Body (Fabric Contrast 1) C.O.M. = 6.5 yd2 = Seat (Fabric Contrast 2) C.O.M. = 2.5 yd	Contrast	1443UW/FC	□□□□	□□□□	□□□	□□□	195.0#	5601	5992	6094	6218	6302	6466	6630	6839	7250	7664	8078	8903	268	
LYRA																						
	Parlor Ottoman with Upholstered Shell, Wood Leg Base		1420UW	□□□□		□□□	□□□	40.0#	\$ 1556	\$ 1644	\$ 1668	\$ 1694	\$ 1711	\$ 1749	\$ 1790	\$ 1831	\$ 1923	\$ 2016	\$ 2109	\$ 2293	\$ 192	
	<ul style="list-style-type: none">Non-contrast C.O.M = 1.5 yd																					
LYRA																						

A

B

C

D

E

HOW TO ORDER

- Indicate the following information on order form:
- Quantity of each item.
 - Model number, including options. See “How To Build a Model Number”.
 - Any special service required.

Note:

- The □ indicates that a choice is required.
- The absence of the □ indicates that no choice is required.
- Alpha-numeric characters in place of □ indicate that no other alternatives are available.

HOW TO BUILD A MODEL NUMBER

- A**Select basic model.
- B**Select non-contrast or fabric contrast 1. Refer to [ki.com/fabrics](https://www.ki.com/fabrics)
- C**Select fabric contrast 2. Refer to [ki.com/fabrics](https://www.ki.com/fabrics)
- D**Select wood leg finish color. Refer to the **Product Color Options** page in this price list. For Kensington Maple add upcharge.
- E**Select moisture barrier.
- | | |
|------------|-----------------------|
| MB | - Moisture barrier |
| NMB | - No moisture barrier |
- See pricing column for moisture barrier upcharge.

KENSINGTON MAPLE UPCHARGE

Kensington Maple requires extended leadtimes.	
Model	
1423UW/NC	\$98
1423UW/FC	\$98
1433UW/NC	\$133
1433UW/FC	\$133
1443UW/NC	\$206
1443UW/FC	\$206
1420UW/NC	\$75
1420UW/FC	\$75

INFORMATION

C.O.M. Requirements
C.O.M. yardage requirements listed above are based on plain goods 54” wide. If less than 54” wide or fabrics requiring matching (stripes, plaids, prints, large patterns), additional yardage will be needed. Consult C.O.M. matrix on the Ordering C.O.M. and C.O.L. page for additional yardage needed. For C.O.M. fabric sent to KI-High Point on multiple rolls, add an additional yard of fabric per roll to the yardage requirements.

C.O.L. Requirements
Figure 18 sq. ft. of leather (C.O.L.) for each yard shown (i.e., 4.75 x 18 = 85.5 sq. ft.).

Contrasting Upholstery
When contrasting fabric is chosen, price at highest in-grade.

Minimum Fabric/Leather Quantity
Minimum order for fabric is 1 yard. Minimum order for leather is 1 hide (approximately 50 sq. ft).

Construction
Frame constructed of kiln-dried hardwood and furniture-grade plywood. Cushioning of multiple densities of polyurethane foam and Dacron fiber.

Note
The Lyra Parlor Collection is available in upholstered back with wood legs only. The wood leg base is available in beech and maple (Kensington Maple) only. See color addendum at ki.com for finish options.

SPECIAL SERVICES

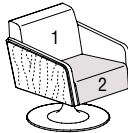
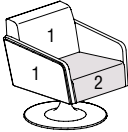
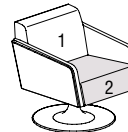
Special Carton Marking

With specially marked information N/C

Shipping
Ships **assembled, FOB High Point, NC 27263, freight prepaid.** Freight class 175

Specifications and prices are subject to change without prior notice.



			MODEL NUMBER																					
			Basic Model	Non-Contrast or Fabric Contrast 1	Fabric Contrast 2	Base Finish	Wood Shell Finish	Painted Shell Color	Moisture Barrier															
MODEL	Features									Approx. Packaged Weight	Grade C.O.M.	Grade C	Grade D	Grade E & C.O.L.	Grade F	Grade G	Grade H	Grade I	Grade J	Grade K	Grade L Leather	Grade M Leather	Moisture Barrier add to list price	
	Club Chair with Exposed Wood Back, Pedestal Base	Non-contrast	1423WP/NC	□□□□		□□	□□□		□□□	100.0#	\$ 3120	\$ 3291	\$ 3338	\$ 3394	\$ 3433	\$ 3504	\$ 3575	\$ 3670	\$ 3855	\$ 4039	\$ 4221	\$ 4586	\$ 210	
		Contrast	1423WP/FC	□□□□	□□□□	□□	□□□		□□□	100.0#	3193	3369	3415	3471	3506	3577	3655	3743	3932	4114	4298	4663	210	
	• Non-contrast C.O.M = 3.75 yd																							
	• 1 = Body (Fabric Contrast 1) C.O.M. = 2.5 yd																							
	• 2 = Seat (Fabric Contrast 2) C.O.M. = 1.25 yd																							
LYRA																								
	Club Chair with Upholstered Back, Pedestal Base	Non-contrast	1423UP/NC	□□□□		□□			□□□	100.0#	\$ 3283	\$ 3559	\$ 3630	\$ 3720	\$ 3777	\$ 3891	\$ 4009	\$ 4154	\$ 4443	\$ 4733	\$ 5025	\$ 5607	\$ 237	
		Contrast	1423UP/FC	□□□□	□□□□	□□			□□□	100.0#	3360	3633	3708	3795	3854	3967	4086	4228	4522	4810	5103	5684	237	
	• Non-contrast C.O.M = 5.5 yd																							
	• 1 = Body (Fabric Contrast 1) C.O.M. = 4.25 yd																							
	• 2 = Seat (Fabric Contrast 2) C.O.M. = 1.25 yd																							
LYRA																								
	Club Chair with Painted Back, Pedestal Base	Non-contrast	1423PP/NC	□□□□		□□		□□	□□□	100.0#	\$ 3120	\$ 3291	\$ 3338	\$ 3394	\$ 3433	\$ 3504	\$ 3575	\$ 3670	\$ 3855	\$ 4039	\$ 4221	\$ 4586	\$ 210	
		Contrast	1423PP/FC	□□□□	□□□□	□□		□□	□□□	100.0#	3193	3369	3415	3471	3506	3577	3655	3743	3932	4114	4298	4663	210	
	• Non-contrast C.O.M = 3.75 yd																							
	• 1 = Body (Fabric Contrast 1) C.O.M. = 2.5 yd																							
	• 2 = Seat (Fabric Contrast 2) C.O.M. = 1.25 yd																							
LYRA																								
			A	B	C	D	E	F	G															

HOW TO ORDER

Indicate the following information on order form:

- Quantity of each item.
- Model number, including options. See “How To Build a Model Number”.
- Any special service required.

Note:

- The ☐ indicates that a choice is required.
- The absence of the ☐ indicates that no choice is required.
- Alpha-numeric characters in place of ☐ indicate that no other alternatives are available.

HOW TO BUILD A MODEL NUMBER

- A**Select basic model.
- B**Select non-contrast or fabric contrast 1. Refer to [ki.com/fabrics](#)
- C**Select fabric contrast 2. Refer to [ki.com/fabrics](#)
- D**Select base finish color. Refer to the **Product Color Options** page in this price list. Pedestal base Chrome frame; add \$396.
- E**Select wood shell finish color. Refer to the **Product Color Options** page in this price list.
- F**Select wood shell paint color. Refer to the **Product Color Options** page in this price list.
- G**Select moisture barrier.

MB - Moisture barrier

NMB - No moisture barrier
See pricing column for moisture barrier upcharge.

INFORMATION

C.O.M. Requirements
C.O.M. yardage requirements listed above are based on plain goods 54” wide. If less than 54” wide or fabrics requiring matching (stripes, plaids, prints, large patterns), additional yardage will be needed. Consult C.O.M. matrix on the Ordering C.O.M. and C.O.L. page for additional yardage needed. For C.O.M. fabric sent to KI-High Point on multiple rolls, add an additional yard of fabric per roll to the yardage requirements.

C.O.L. Requirements
Figure 18 sq. ft. of leather (C.O.L.) for each yard shown (i.e., 4.75 x 18 = 85.5 sq. ft.).

Contrasting Upholstery
When contrasting fabric is chosen, price at highest in-grade.

Minimum Fabric/Leather Quantity
Minimum order for fabric is 1 yard. Minimum order for leather is 1 hide (approximately 50 sq. ft.).

Construction
Frame constructed of kiln-dried hardwood and furniture-grade plywood. Cushioning of multiple densities of polyurethane foam and Dacron fiber.

Note
The Lyra Club Collection is available in an exposed wood back, upholstered back, or painted wood back. The pedestal base can be specified in powdercoat paint or chrome. See color addendum at [ki.com](#) for finish options.

SPECIAL SERVICES

Special Carton Marking

With specially marked information N/C

Shipping
Ships **assembled, FOB High Point, NC 27263, freight prepaid.** Freight class 175

Specifications and prices are subject to change without prior notice.



		MODEL NUMBER																	
		Basic Model	Non-Contrast or Fabric Contrast 1	Moisture Barrier	Approx. Packaged Weight	Grade C.O.M.	Grade C	Grade D	Grade E & C.O.L.	Grade F	Grade G	Grade H	Grade I	Grade J	Grade K	Grade L Leather	Grade M Leather	Moisture Barrier add to list price	
LYRP	Lounge or Parlor Chair - Replacement Interior Back • C.O.M = 1.5 yds	1423-BK	□□□□	□□□	0.0#	\$ 803	\$ 876	\$ 889	\$ 914	\$ 928	\$ 961	\$ 991	\$ 1029	\$ 1106	\$ 1182	\$ 1257	\$ 1411	\$ 188	
LYRP	Club Chair - Replacement Interior Back •C.O.M = 1.25 yds	1423P-BK	□□□□	□□□	0.0#	\$ 781	\$ 854	\$ 878	\$ 896	\$ 913	\$ 942	\$ 975	\$ 1010	\$ 1089	\$ 1164	\$ 1243	\$ 1393	\$ 188	
LYRP	Lounge, Parlor or Club Chair - Replacement Seat •C.O.M = 1.25 yds	1423-ST	□□□□	□□□	0.0#	\$ 779	\$ 853	\$ 876	\$ 895	\$ 911	\$ 941	\$ 972	\$ 1009	\$ 1088	\$ 1163	\$ 1241	\$ 1392	\$ 188	
LYRP	Lounge, Parlor or Club Chair - Replacement Arms (pair) •C.O.M = 2.25 yds	1423-AR	□□□□	□□□	0.0#	\$ 933	\$ 1007	\$ 1021	\$ 1049	\$ 1061	\$ 1093	\$ 1124	\$ 1163	\$ 1241	\$ 1313	\$ 1391	\$ 1546	\$ 188	
LYRP	Loveseat - Replacement Interior Back •C.O.M = 2 yds	1433-BK	□□□□	□□□	0.0#	\$ 980	\$ 1080	\$ 1109	\$ 1141	\$ 1162	\$ 1205	\$ 1247	\$ 1300	\$ 1409	\$ 1514	\$ 1623	\$ 1835	\$ 194	
LYRP	Loveseat - Replacement Seat • C.O.M = 1.75 yds	1433-ST	□□□□	□□□	0.0#	\$ 1142	\$ 1230	\$ 1252	\$ 1284	\$ 1298	\$ 1335	\$ 1371	\$ 1418	\$ 1508	\$ 1601	\$ 1694	\$ 1878	\$ 192	
LYRP	Sofa - Replacement Interior Back •C.O.M = 2.5 yds	1443-BK	□□□□	□□□	0.0#	\$ 1179	\$ 1310	\$ 1347	\$ 1386	\$ 1412	\$ 1468	\$ 1523	\$ 1593	\$ 1731	\$ 1872	\$ 2006	\$ 2281	\$ 202	
LYRP	Sofa - Replacement Seat •C.O.M = 2.75 yds	1443-ST	□□□□	□□□	0.0#	\$ 1488	\$ 1618	\$ 1653	\$ 1691	\$ 1723	\$ 1773	\$ 1831	\$ 1897	\$ 2038	\$ 2175	\$ 2314	\$ 2588	\$ 202	
LYRP	Loveseat or Sofa - Replacement Arms (pair) • C.O.M = 2.25 yds	1443-AR	□□□□	□□□	0.0#	\$ 1008	\$ 1078	\$ 1097	\$ 1123	\$ 1138	\$ 1169	\$ 1200	\$ 1240	\$ 1312	\$ 1390	\$ 1467	\$ 1620	\$ 188	

A

B

C

HOW TO ORDER

Indicate the following information on order form:

- Quantity of each item.
- Model number, including options. See “How To Build a Model Number”.
- Any special service required.

Note:

- The □ indicates that a choice is required.
- The absence of the □ indicates that no choice is required.
- Alpha-numeric characters in place of □ indicate that no other alternatives are available.

HOW TO BUILD A MODEL NUMBER

- A Select basic model.
- B Select non-contrast or fabric contrast 1. Refer to ki.com/fabrics
- C Select moisture barrier.
- | | |
|-----|-----------------------|
| MB | - Moisture barrier |
| NMB | - No moisture barrier |
- See pricing column for moisture barrier upcharge.

INFORMATION

C.O.M. Requirements
C.O.M. yardage requirements listed above are based on plain goods 54” wide. If less than 54” wide or fabrics requiring matching (stripes, plaids, prints, large patterns), additional yardage will be needed. Consult C.O.M. matrix on the Ordering C.O.M. and C.O.L. page for additional yardage needed. For C.O.M. fabric sent to KI-High Point on multiple rolls, add an additional yard of fabric per roll to the yardage requirements.

C.O.L. Requirements
Figure 18 sq. ft. of leather (C.O.L.) for each yard shown (i.e., 4.75 x 18 = 85.5 sq. ft.).

Minimum Fabric/Leather Quantity
Minimum order for fabric is 1 yard. Minimum order for leather is 1 hide (approximately 50 sq. ft).

SPECIAL SERVICES



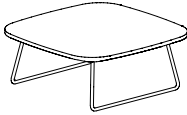

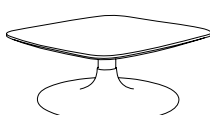
Special Carton Marking

With specially marked information N/C

Shipping
Ships assembled, FOB High Point, NC 27263, freight prepaid. Freight class 175

Specifications and prices are subject to change without prior notice.



		MODEL NUMBER						
		Basic Model	Laminate Color	Base Finish	Wood Leg Finish	Glide Option		
	MODEL	W x D x H					Approx. Packaged Weight	Delivered Pricing
	Lounge Small End Table (Laminate Top), Sled Base	20 x 20 x 18"	1412S	<input type="checkbox"/> <input type="checkbox"/> <input type="checkbox"/>	<input type="checkbox"/> <input type="checkbox"/>		35.0#	\$ 1006
LYFS								
	MODEL	W x D x H						
	Parlor Small End Table (Laminate Top), Wood Leg Base	20 x 20 x 18"	1412W	<input type="checkbox"/> <input type="checkbox"/> <input type="checkbox"/>		<input type="checkbox"/> <input type="checkbox"/> <input type="checkbox"/>	40.0#	\$ 1105
LYFS								
	MODEL	W x D x H						
	Lounge Medium End Table (Laminate Top), Sled Base	31 x 31 x 13"	1414S	<input type="checkbox"/> <input type="checkbox"/> <input type="checkbox"/>	<input type="checkbox"/> <input type="checkbox"/>		55.0#	\$ 1226
LYFS								
	MODEL	W x D x H						
	Parlor Medium End Table (Laminate Top), Wood Leg Base	31 x 31 x 13"	1414W	<input type="checkbox"/> <input type="checkbox"/> <input type="checkbox"/>		<input type="checkbox"/> <input type="checkbox"/> <input type="checkbox"/>	60.0#	\$ 1274
LYFS								
	MODEL	W x D x H						
	Club Medium End Table (Laminate Top), Pedestal Base	31 x 31 x 13"	1414P	<input type="checkbox"/> <input type="checkbox"/> <input type="checkbox"/>	<input type="checkbox"/> <input type="checkbox"/>		65.0#	\$ 1541
LYFS								
			A	B	C	D	E	

HOW TO ORDER

Indicate the following information on order form:

- Quantity of each item.
- Model number, including options. See “How To Build a Model Number”.
- Any special service required.

Note:

- The ☐ indicates that a choice is required.
- The absence of the ☐ indicates that no choice is required.
- Alpha-numeric characters in place of ☐ indicate that no other alternatives are available.

HOW TO BUILD A MODEL NUMBER

- A**Select basic model.
- B**Select laminate color.
Refer to the **Product Color Options** page in this price list.
- C**Select base finish color.
Refer to the **Product Color Options** page in this price list.
Pedestal base Chrome frame; add \$390.
- D**Select wood leg finish color.
Refer to the **Product Color Options** page in this price list.
For Kensington Maple add upcharge.
- E**Select glide option.

NGL

- No glides

GNY

- Nylon glides (black); add \$6

KENSINGTON MAPLE UPCHARGE

Kensington Maple requires extended leadtimes.

Model	
1402W	\$207
1404W	\$241
1407W	\$252
1408W	\$277

1412W	\$192
1414W	\$234
1417W	\$252
1418W	\$267

SPECIAL SERVICES

Special Carton Marking

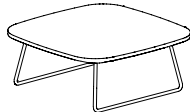
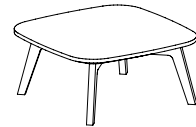
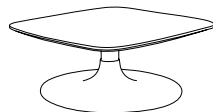
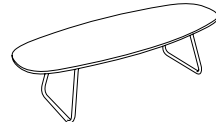

With specially marked information N/C

Shipping

Ships **assembled, FOB High Point, NC 27263, freight prepaid.** Freight class 175

Specifications and prices are subject to change without prior notice.



			MODEL NUMBER						
			Basic Model	Laminate Color	Base Finish	Wood Leg Finish	Glide Option		
MODEL		W x D x H						Approx. Packaged Weight	Delivered Pricing
	Lounge Large End Table (Laminate Top), Sled Base	36 x 36 x 13"	1417S	<input type="checkbox"/> <input type="checkbox"/> <input type="checkbox"/>	<input type="checkbox"/> <input type="checkbox"/>		<input type="checkbox"/> <input type="checkbox"/>	70.0#	\$ 1399
LYFS									
	Parlor Large End Table (Laminate Top), Wood Leg Base	36 x 36 x 13"	1417W	<input type="checkbox"/> <input type="checkbox"/> <input type="checkbox"/>		<input type="checkbox"/> <input type="checkbox"/> <input type="checkbox"/>		75.0#	\$ 1410
LYFS									
	Club Large End Table (Laminate Top), Pedestal Base	36 x 36 x 13"	1417P	<input type="checkbox"/> <input type="checkbox"/> <input type="checkbox"/>	<input type="checkbox"/> <input type="checkbox"/>			80.0#	\$ 1640
LYFS									
	Lounge Obround Coffee Table (Laminate Top), Sled Base	54 x 20 x 13"	1418S	<input type="checkbox"/> <input type="checkbox"/> <input type="checkbox"/>	<input type="checkbox"/> <input type="checkbox"/>		<input type="checkbox"/> <input type="checkbox"/>	60.0#	\$ 1496
LYFS									
	Parlor Obround Coffee Table (Laminate Top), Wood Leg Base	54 x 20 x 13"	1418W	<input type="checkbox"/> <input type="checkbox"/> <input type="checkbox"/>		<input type="checkbox"/> <input type="checkbox"/> <input type="checkbox"/>		65.0#	\$ 1505
LYFS									
			A	B	C	D	E		

HOW TO ORDER

Indicate the following information on order form:

- Quantity of each item.
- Model number, including options. See "How To Build a Model Number".
- Any special service required.

Note:

- The ☐ indicates that a choice is required.
- The absence of the ☐ indicates that no choice is required.
- Alpha-numeric characters in place of ☐ indicate that no other alternatives are available.

HOW TO BUILD A MODEL NUMBER

- A

Select basic model.
- B

Select laminate color.
Refer to the **Product Color Options** page in this price list.
- C

Select base finish color.
Refer to the **Product Color Options** page in this price list.
Pedestal base Chrome frame; add \$390.
- D

Select wood leg finish color.
Refer to the **Product Color Options** page in this price list.
For Kensington Maple add upcharge.
- E

Select glide option.

NGL

- No glides

GNY

- Nylon glides (black); add \$6

KENSINGTON MAPLE UPCHARGE

Kensington Maple requires extended leadtimes.	
Model	
1402W	\$207
1404W	\$241
1407W	\$252
1408W	\$277
1412W	\$192
1414W	\$234
1417W	\$252
1418W	\$267

SPECIAL SERVICES



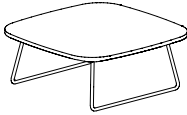

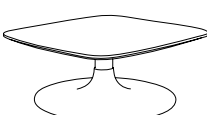
Special Carton Marking

With specially marked information	N/C
-----------------------------------	-----

Shipping
Ships **assembled, FOB High Point, NC 27263, freight prepaid.** Freight class 175

Specifications and prices are subject to change without prior notice.



		MODEL NUMBER					
		Basic Model	Veneer Color	Base Finish	Glide Option		
MODEL		W x D x H				Approx. Packaged Weight	Delivered Pricing
	Lounge Small End Table (Veneer Top), Sled Base	20 x 20 x 18"	1402S	<input type="checkbox"/> <input type="checkbox"/> <input type="checkbox"/>	<input type="checkbox"/> <input type="checkbox"/>	<input type="checkbox"/> <input type="checkbox"/>	35.0#
							\$ 1014
LYFS							
	Parlor Small End Table (Veneer Top), Wood Leg Base	20 x 20 x 18"	1402W	<input type="checkbox"/> <input type="checkbox"/> <input type="checkbox"/>			40.0#
							\$ 1116
LYFS							
	Lounge Medium End Table (Veneer Top), Sled Base	31 x 31 x 13"	1404S	<input type="checkbox"/> <input type="checkbox"/> <input type="checkbox"/>	<input type="checkbox"/> <input type="checkbox"/>	<input type="checkbox"/> <input type="checkbox"/>	55.0#
							\$ 1302
LYFS							
	Parlor Medium End Table (Veneer Top), Wood Leg Base	31 x 31 x 13"	1404W	<input type="checkbox"/> <input type="checkbox"/> <input type="checkbox"/>			60.0#
							\$ 1336
LYFS							
	Club Medium End Table (Veneer Top), Pedestal Base	31 x 31 x 13"	1404P	<input type="checkbox"/> <input type="checkbox"/> <input type="checkbox"/>	<input type="checkbox"/> <input type="checkbox"/>		65.0#
							\$ 1556
LYFS							
			A	B	C	D	

HOW TO ORDER

Indicate the following information on order form:

- Quantity of each item.
- Model number, including options. See “How To Build a Model Number”.
- Any special service required.

Note:

- The ☐ indicates that a choice is required.
- The absence of the ☐ indicates that no choice is required.
- Alpha-numeric characters in place of ☐ indicate that no other alternatives are available.

HOW TO BUILD A MODEL NUMBER

- A**Select basic model.
- B**Select veneer color.
Refer to the **Product Color Options** page in this price list.
Wood leg finish always matches veneer finish.
- C**Select base finish color.
Refer to the **Product Color Options** page in this price list.
Pedestal base Chrome frame; add \$390.
- D**Select glide option.

NGL	- No glides
GNY	- Nylon glides (black); add \$6

KENSINGTON MAPLE UPCHARGE

Kensington Maple requires extended leadtimes.

Model	
1402W	\$207
1404W	\$241
1407W	\$252
1408W	\$277

1412W	\$192
1414W	\$234
1417W	\$252
1418W	\$267

SPECIAL SERVICES

Special Carton Marking

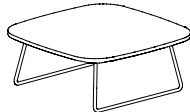
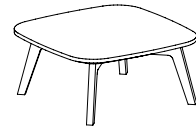
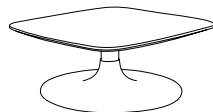
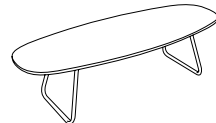

With specially marked information N/C

Shipping

Ships **assembled, FOB High Point, NC 27263, freight prepaid.** Freight class 175

Specifications and prices are subject to change without prior notice.



			MODEL NUMBER					
			Basic Model	Veneer Color	Base Finish	Glide Option		
	MODEL	W x D x H					Approx. Packaged Weight	Delivered Pricing
 LYFS	Lounge Large End Table (Veneer Top), Sled Base	36 x 36 x 13"	1407S	<input type="checkbox"/> <input type="checkbox"/> <input type="checkbox"/>	<input type="checkbox"/> <input type="checkbox"/>	<input type="checkbox"/> <input type="checkbox"/>	70.0#	\$ 1473
 LYFS	Parlor Large End Table (Veneer Top), Wood Leg Base	36 x 36 x 13"	1407W	<input type="checkbox"/> <input type="checkbox"/> <input type="checkbox"/>			75.0#	\$ 1441
 LYFS	Club Large End Table (Veneer Top), Pedestal Base	36 x 36 x 13"	1407P	<input type="checkbox"/> <input type="checkbox"/> <input type="checkbox"/>	<input type="checkbox"/> <input type="checkbox"/>		80.0#	\$ 1680
 LYFS	Lounge Obround Coffee Table (Veneer Top), Sled Base	54 x 20 x 13"	1408S	<input type="checkbox"/> <input type="checkbox"/> <input type="checkbox"/>	<input type="checkbox"/> <input type="checkbox"/>	<input type="checkbox"/> <input type="checkbox"/>	60.0#	\$ 1537
 LYFS	Parlor Obround Coffee Table (Veneer Top), Wood Leg Base	54 x 20 x 13"	1408W	<input type="checkbox"/> <input type="checkbox"/> <input type="checkbox"/>			65.0#	\$ 1551
			A	B	C	D		

HOW TO ORDER

Indicate the following information on order form:

- Quantity of each item.
- Model number, including options. See "How To Build a Model Number".
- Any special service required.

Note:

- The ☐ indicates that a choice is required.
- The absence of the ☐ indicates that no choice is required.
- Alpha-numeric characters in place of ☐ indicate that no other alternatives are available.

HOW TO BUILD A MODEL NUMBER

- A** Select basic model.
- B** Select veneer color.
Refer to the **Product Color Options** page in this price list.
Wood leg finish always matches veneer finish.
- C** Select base finish color.
Refer to the **Product Color Options** page in this price list.
Pedestal base Chrome frame; add \$390.
- D** Select glide option.
- | | |
|------------|---------------------------------|
| NGL | - No glides |
| GNY | - Nylon glides (black); add \$6 |

KENSINGTON MAPLE UPCHARGE

Kensington Maple requires extended leadtimes.

Model	
1402W	\$207
1404W	\$241
1407W	\$252
1408W	\$277

1412W	\$192
1414W	\$234
1417W	\$252
1418W	\$267

SPECIAL SERVICES

Special Carton Marking

With specially marked information N/C

Shipping
Ships **assembled, FOB High Point, NC 27263, freight prepaid.** Freight class 175

Specifications and prices are subject to change without prior notice.

1330 Bellevue Street
P.O. Box 8100
Green Bay, WI 54308-8100
800.424.2432
ki.com

KI and Furnishing Knowledge are registered
trademarks of Krueger International, Inc.

© 2020 Krueger International, Inc.
All Rights Reserved.
Code KI-PLW-000447/KI/PDF



Furnishing Knowledge®