



Prices effective February 5, 2018

Published March 2018

# Meridian® Pedestals

<b>Introduction</b>	<b>page 2</b>
<b>Meridian® Pedestals</b>	<b>3</b>
Pedestals	5
Standard Pull	5
Arc Pull	16
Bar Pull	26
Bevel Pull	36
Ellipse Pull	47
Sloped Pull	55
Pedestal Cushion Tops	65
Accessories	67
Keyless Locks	73
<b>Indices</b>	<b>77</b>
By Name	77
By Number	79
<b>Appendices</b>	
20-Day or Less/Assigned Lead-Time Order Information	
Keyed-Alike Information	
Vary Easy Program	
Stain-to-Match Program	
Customer's Own Material/Customer's Own Leather Order Information-Cushion Tops	
Proprietary Textiles Application Chart-Seating	
Proprietary Textile Colors-Seating	
Maharam® Application Chart-Seating	
Maharam Colors-Seating	
<b>For the latest materials information, refer to the Materials pages on HermanMiller.com.</b>	

# Introduction

## A Note on the Organization of This Book

There are a few signals that will help you understand the organization of this book. Once you know them, you should be able to find your way around easily.

### Like a newspaper, this book is formatted with columns of text and illustrations that run vertically.

Information wraps from one column to the next and continues for as many pages as it needs to.

### Black bars are clues.

A black bar at the top of a page signals the start of information about a product.

This information is divided into two sections, each signaled by a black bar. Product Information includes a description, additional notes, and dimensional drawings. Specification Information, which always begins at the top of a column, includes a series of steps. Each step represents a decision you need to make in order to complete your product number. Steps must be followed sequentially. The number of pages needed to complete information on a product varies; some will be complete in one page; others may fill three or four pages. Just continue going through the steps until you run into the next product, signaled by the black bar at the top of the page.

Black tabs running along the outside edge of the page help you locate what section you are in or what section you want to go to. You can thumb forwards or backwards to find a section; tabs and text appear on both sides of the page.

The additional pages in the back of the book include the appendices and indices. They are signaled by a long black bar running along the outside edge of the page.

### The index is presented two ways.

The first index is in alphabetical order by product name. It can be helpful if you are new to the products and numbering scheme or if you are looking for a type of product, such as work chair or round table. The second index is by product number. It lists, in alphanumeric order, the base product number, typically a five-digit number.

## General Information

This book is effective February 5, 2018, subject to change without notice. Products may be purchased from authorized Herman Miller dealers who will quote prices upon request. For more information about our products and services or to see a list of dealers, visit [www.HermanMiller.com](http://www.HermanMiller.com).


All prices are list prices. Additional services, such as planning services, design, storage, and installation, are not included and must be added to these prices when the additional services are requested.


Illustrations, specifications, and prices are based on the latest information at the time of publication. The right is reserved to make changes at any time without notice in prices, fabrics, finishes, materials, specifications, and models, and also to discontinue models and finishes.

Dimensions shown in the drawings are engineering drawing dimensions rounded up to the nearest 1/8". Product is shipped set up or knocked down. Products that include "Shipped knocked down" in the description require some assembly. If this statement does not appear in the description, the product is shipped assembled.

Service problems are normally handled by a Herman Miller authorized dealer. Where this cannot be accomplished on a local level, service problems should be referred to the Customer Care Representative for your region, Herman Miller, Inc., Zeeland, Michigan 49464.

### 20-Day or Less/Assigned Lead-Time Shipments

All products and options in this price book not designated by an Assigned Program icon  will ship in **20 business days or less** after being acknowledged by Herman Miller.

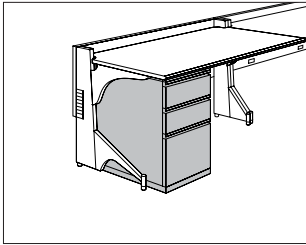
Products and options designated by an  are on the assigned lead-time program and may ship in 20 days, less than 20 days, or more than 20 days from order acknowledgement.





# Standard-Pull Freestanding Pedestal

F16-1



## Product Information

### Description

This 15"- or 18"-wide freestanding pedestal has standard pulls and smooth or textured steel. It has no top or a metal, laminate, or veneer top. 5 base heights are available; all bases include adjustable glides. Actual pedestal depths are 17<sup>7</sup>/<sub>8</sub>", 21<sup>7</sup>/<sub>8</sub>", or 27<sup>7</sup>/<sub>8</sub>". The pedestal is available in a variety of drawer configurations. File drawers include a file compressor; box drawers include an adjustable drawer divider.

### Notes

For additional stability, specify counterweight option (CB).

Stacking pedestals is not recommended.

When Ethospace® pedestal top (TE3) is required on pedestal configurations FF, BBF, PPBF, and BBBB, the 1<sup>1</sup>/<sub>2</sub>"-high base (B2) is recommended.

Order optional accessories for 15"-wide pedestal separately:

- Drawer divider (73-1567-D)
- File drawer organizer (73-9874-FDO)
- File drawer organizer (LG901)
- Pencil tray (73-1516-PT)
- Stationery tray (73-7082-SST)

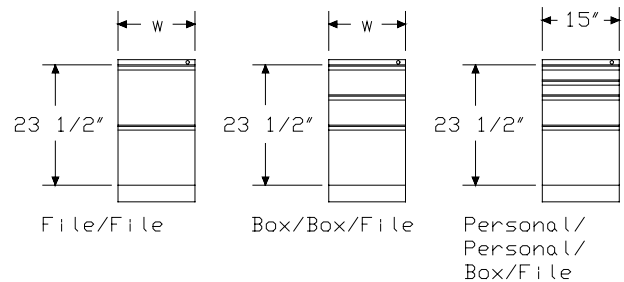
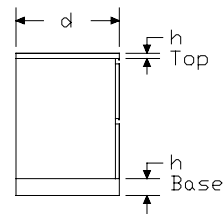
Order optional accessories for 18"-wide pedestal separately:

- Drawer divider (73-1867-D)
- File drawer organizer (LG901)
- Pencil tray (73-1816-PT)
- Stationery tray (73-7082-SST-SP)

No lock option (NL) can only be specified on pedestals with no top option (NT), laminate top option (TL), or veneer top option (TV1).

For keyed-alike locks, order lock plugs separately. See Keyed-Alike Information in Appendices.

## Dimensions



# Standard-Pull Freestanding Pedestal *continued*

Specification Information					
Step 1.					
F16-					
Step 2. Width					
15	15" wide				
18	18" wide				
Step 3. Depth					
18-	18" deep				
22-	22" deep				
28-	28" deep				
Step 4. Configuration					
For 15" wide (15)					
FF	file/file				
BBF	box/box/file				
PPBF	personal/personal/box/file				
BBBB	box/box/box/box				
For 18" wide (18)					
FF	file/file				
BBF	box/box/file				
BBBB	box/box/box/box				
Prices for Steps 1-4.					
		FF	BBF	PPBF	BBBB
F16-15	18-	\$654	683	760	802
	22-	\$679	707	785	826
	28-	\$696	735	813	854
F16-18	18-	\$679	712	—	831
	22-	\$709	737	—	856
	28-	\$735	763	—	881
Step 5. Paint/Steel Type					
SS	smooth paint on smooth steel				+\$0
TS	smooth paint on textured steel				+\$20
XS	textured paint on smooth steel				+\$0

Step 6. Surface Finish		
Nonmetallic Paint		
<i>For smooth paint on smooth steel (SS) or smooth paint on textured steel (TS)</i>		
<b>8Q</b>	folkstone grey	+\$0
<b>98</b>	studio white	+\$0
<b>91</b>	white	+\$0
<b>9J</b>	sparrow	+\$0
<b>BU</b>	black umber	+\$0
<b>G2</b>	graphite satin	+\$0
<b>HF</b>	inner tone light	+\$0
<b>HT</b>	inner tone	+\$0
<b>LT</b>	light tone	+\$0
<b>LU</b>	soft white	+\$0
<b>MT</b>	medium tone	+\$0
<b>SG</b>	slate grey	+\$0
<b>WA</b>	wheat	+\$0
<b>WL</b>	sandstone	+\$0
Metallic Paint		
<i>For smooth paint on smooth steel (SS) or smooth paint on textured steel (TS)</i>		
<b>1209</b>	platinum	+\$0
<b>1210</b>	hematite	+\$0
<b>1212</b>	bronzite	+\$0
<b>CN</b>	metallic champagne	+\$0
<b>EH</b>	metallic bronze	+\$0
<b>MS</b>	metallic silver	+\$0
Bright Sand Texture Paint		
<i>For textured paint on smooth steel (XS)</i>		
<b>91</b>	white	+\$0
<b>CL</b>	cool grey neutral	+\$0
<b>G1</b>	graphite	+\$0
<b>WN</b>	warm grey neutral	+\$0

# Standard-Pull Freestanding Pedestal *continued*

## Step 7. Top

*Ethospace® Pedestal Top (TE3) available only on 15"-wide, 22"- or 28"-deep pedestals.*

<b>NT</b>	no top	+\$0
<b>T1</b>	1"-high painted metal top with squared edge	+\$0
<b>T2</b>	1 1/4"-high painted metal top with squared edge	+\$0
<b>T3</b>	1 1/4"-high painted metal top with radius edge	+\$48
<b>TL</b>	1 1/4"-high laminate top with thermoplastic edge	+\$63
<b>TR</b>	1 1/4"-high recut veneer top <b>A</b>	+\$112
<b>TF</b>	1 1/4"-high wood veneer top <b>A</b>	+\$136
<b>TV1</b>	1 1/8"-high wood veneer top and wood composite edge with oversail front <b>A</b>	+\$232

*For 15" wide (15) with 22" deep (22-), or 28" deep (28-)*

<b>NT</b>	no top	+\$0
<b>T1</b>	1"-high painted metal top with squared edge	+\$0
<b>T2</b>	1 1/4"-high painted metal top with squared edge	+\$0
<b>TE3</b>	Ethospace® pedestal top	+\$46
<b>T3</b>	1 1/4"-high painted metal top with radius edge	+\$48
<b>TL</b>	1 1/4"-high laminate top with thermoplastic edge	+\$63
<b>TR</b>	1 1/4"-high recut veneer top <b>A</b>	+\$112
<b>TF</b>	1 1/4"-high wood veneer top <b>A</b>	+\$136
<b>TV1</b>	1 1/8"-high wood veneer top and wood composite edge with oversail front <b>A</b>	+\$232

## Step 8. Lock

*For no top (NT), 1 1/4"-high laminate top with thermoplastic edge (TL) AND 1 1/8"-high wood veneer top and wood composite edge with oversail front (TV1)*

<b>NL</b>	no lock	-\$30
-----------	---------	-------

*For 1"-high painted metal top with squared edge (T1), 1 1/4"-high painted metal top with squared edge (T2), 1 1/4"-high painted metal top with radius edge (T3), Ethospace® pedestal top (TE3), 1 1/4"-high recut veneer top (TR) AND 1 1/4"-high wood veneer top (TF)*

<b>KA</b>	keyed alike	-\$10
<b>KC</b>	keyed differently, chrome	+\$0
<b>KD</b>	keyed differently, black	+\$0

## Step 9.

Top Finish: Solid-Color Laminate

*For 1 1/4"-high laminate top with thermoplastic edge (TL)*

<b>8Q</b>	folkstone grey	+\$0
<b>91</b>	white	+\$0
<b>98</b>	studio white	+\$0
<b>CL</b>	cool grey neutral	+\$0
<b>HF</b>	inner tone light	+\$0
<b>HT</b>	inner tone	+\$0
<b>LT</b>	light tone	+\$0
<b>LU</b>	soft white	+\$0
<b>WL</b>	sandstone	+\$0
<b>WN</b>	warm grey neutral	+\$0

Top Finish: Linen Laminate

*For 1 1/4"-high laminate top with thermoplastic edge (TL)*

<b>LBM</b>	crisp linen	+\$0
<b>LBN</b>	classic linen	+\$0
<b>LBP</b>	casual linen	+\$0

Top Finish: Mesh Laminate

*For 1 1/4"-high laminate top with thermoplastic edge (TL)*

<b>LBK</b>	pewter mesh	+\$0
<b>LBL</b>	steel mesh	+\$0

Top Finish: Twill Laminate

*For 1 1/4"-high laminate top with thermoplastic edge (TL)*

<b>LBF</b>	neutral twill	+\$0
<b>LBG</b>	sarum twill	+\$0
<b>LBH</b>	earthen twill	+\$0
<b>LBJ</b>	graphite twill	+\$0
<b>LBQ</b>	white twill	+\$0

# Standard-Pull Freestanding Pedestal *continued*

## Top Finish: Wood-Grain Laminate

*For 1 1/4"-high laminate top with thermoplastic edge (TL)*

<b>HM</b>	natural maple	+\$0
<b>HP</b>	light anigre	+\$0
<b>LA</b>	light ash	+\$0
<b>LBA</b>	clear on ash	+\$0
<b>LBB</b>	oak on ash	+\$0
<b>LBC</b>	walnut on ash	+\$0
<b>LBD</b>	dark brown walnut	+\$0
<b>LBE</b>	medium red walnut	+\$0
<b>LM</b>	mahogany	+\$0
<b>76</b>	light brown walnut	+\$0
<b>HX</b>	aged cherry	+\$0
<b>HY</b>	walnut on cherry	+\$0

## Top Finish: Zephyr Laminate

*For 1 1/4"-high laminate top with thermoplastic edge (TL)*

<b>28</b>	canyon	+\$0
<b>29</b>	misted	+\$0

## Veneer Top Finish: Recut Veneer

*For 1 1/4"-high recut veneer top (TR)*

<b>RA</b>	light ash <span>A</span>	+\$0
<b>RK</b>	mahogany dark <span>A</span>	+\$0
<b>RM</b>	mahogany <span>A</span>	+\$0

## Veneer Top Finish: Wood Veneer

*For 1 1/4"-high wood veneer top (TF)*

<b>2U</b>	light brown walnut <span>A</span>	+\$20
<b>40</b>	dark brown walnut <span>A</span>	+\$20
<b>ED</b>	aged cherry <span>A</span>	+\$20
<b>EK</b>	medium red walnut <span>A</span>	+\$20
<b>ET</b>	clear on ash <span>A</span>	+\$20
<b>EU</b>	oak on ash <span>A</span>	+\$20
<b>EV</b>	walnut on ash <span>A</span>	+\$20
<b>UL</b>	natural maple <span>A</span>	+\$20
<b>UX</b>	walnut on cherry <span>A</span>	+\$20

## Veneer Top Finish: Wood Veneer

*For 1 1/8"-high wood veneer top and wood composite edge with oversail front (TV1)*

<b>40</b>	dark brown walnut <span>A</span>	+\$20
<b>ED</b>	aged cherry <span>A</span>	+\$20
<b>EK</b>	medium red walnut <span>A</span>	+\$20
<b>ET</b>	clear on ash <span>A</span>	+\$20
<b>EU</b>	oak on ash <span>A</span>	+\$20
<b>EV</b>	walnut on ash <span>A</span>	+\$20
<b>UL</b>	natural maple <span>A</span>	+\$20
<b>UX</b>	walnut on cherry <span>A</span>	+\$20

## Step 10. Edge Finish

*For 1 1/4"-high laminate top with thermoplastic edge (TL)*

<b>28</b>	canyon	+\$0
<b>29</b>	misted	+\$0
<b>76</b>	light brown walnut	+\$0
<b>8Q</b>	folkstone grey	+\$0
<b>91</b>	white	+\$0
<b>98</b>	studio white	+\$0
<b>BU</b>	black umber	+\$0
<b>CL</b>	cool grey neutral	+\$0
<b>G2</b>	graphite satin	+\$0
<b>HF</b>	inner tone light	+\$0
<b>HM</b>	natural maple	+\$0
<b>HP</b>	light anigre	+\$0
<b>HT</b>	inner tone	+\$0
<b>HX</b>	aged cherry	+\$0
<b>HY</b>	walnut on cherry	+\$0
<b>LA</b>	light ash	+\$0
<b>LBA</b>	clear on ash	+\$0
<b>LBB</b>	oak on ash	+\$0
<b>LBC</b>	walnut on ash	+\$0
<b>LBD</b>	dark brown walnut	+\$0
<b>LBE</b>	medium red walnut	+\$0
<b>LBK</b>	pewter mesh	+\$0
<b>LBL</b>	steel mesh	+\$0
<b>LBM</b>	crisp linen	+\$0
<b>LBN</b>	classic linen	+\$0
<b>LBP</b>	casual linen	+\$0
<b>LBF</b>	neutral twill	+\$0
<b>LBG</b>	sarum twill	+\$0
<b>LBH</b>	earthen twill	+\$0
<b>LBJ</b>	graphite twill	+\$0
<b>LBQ</b>	white twill	+\$0
<b>LM</b>	mahogany	+\$0
<b>LU</b>	soft white	+\$0



## Standard-Pull Freestanding Pedestal *continued*

<b>MT</b>	medium tone	+\$0
<b>SG</b>	slate grey	+\$0
<b>WA</b>	wheat	+\$0
<b>WL</b>	sandstone	+\$0
<b>WN</b>	warm grey neutral	+\$0

### Step 11. Base Height

<b>B1</b>	1"-high base	+\$0
<b>B2</b>	1½"-high base	+\$0
<b>B3</b>	2¼"-high base	+\$0
<b>B4</b>	3¼"-high base	+\$0
<b>BA</b>	1"-high recessed base	+\$32
<b>BB</b>	1½"-high recessed base	+\$32
<b>BC</b>	2¼"-high recessed base	+\$32
<b>BD</b>	3¼"-high recessed base	+\$32
<b>B5</b>	4¼"-high base	+\$32

### Step 12. Counterweight

<b>NO</b>	no counterweight	+\$0
<b>CB</b>	counterweight	+\$88

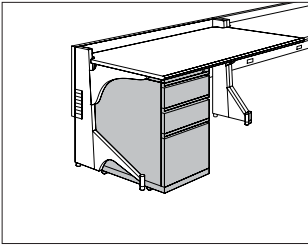
### Step 13. Compressor

#### *For file/file (FF)*

<b>DC</b>	hanging rail, no compressor	-\$24
<b>C</b>	standard compressor	+\$0

#### *For box/box/file (BBF) or personal/personal/box/file (PPBF)*

<b>DC</b>	hanging rail, no compressor	-\$12
<b>C</b>	standard compressor	+\$0



Meridian® Pedestals

Product Information

Description

This 15"- or 18"-wide mobile pedestal has standard pulls and smooth or textured steel. It has no top or a metal, laminate, or veneer top. The pedestal has a 2 1/2"-high base with casters and counterweights. Actual pedestal depths are 17 7/8", 21 7/8", or 27 7/8". The pedestal is available in a variety of drawer configurations. File drawers include a file compressor; box drawers include an adjustable drawer divider. The pedestal with squared-edge metal top is available with a hand grip; the 22"- and 28"-deep pedestals with squared-edge metal tops are available with transit handles.

Notes

Order optional accessories for 15"-wide pedestal separately:

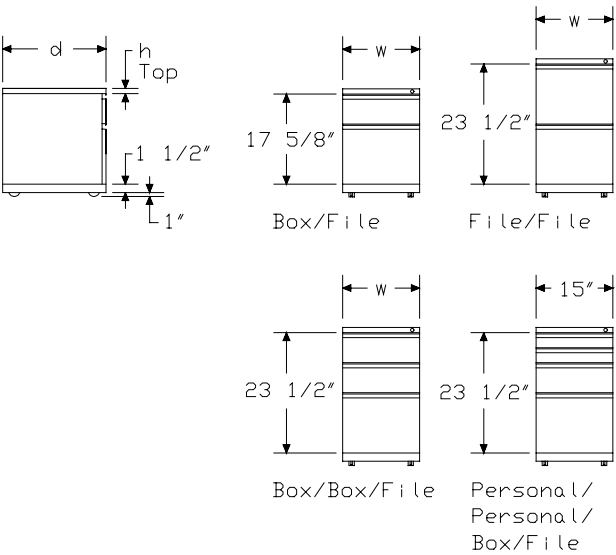
- Drawer divider (73-1567-D)
- File drawer organizer (73-9874-FDO)
- File drawer organizer (LG901)
- Pencil tray (73-1516-PT)
- Stationery tray (73-7082-SST)

Order optional accessories for 18"-wide pedestal separately:

- Drawer divider (73-1867-D)
- File drawer organizer (LG901)
- Pencil tray (73-1816-PT)
- Stationery tray (73-7082-SST-SP)

No lock option (NL) can only be specified on pedestals with no top option (NT), laminate top option (TL), or veneer top option (TV1). For keyed-alike locks, order lock plugs separately. See Keyed-Alike Information in Appendices.

Dimensions



# Standard-Pull Mobile Pedestal

continued

## Specification Information

### Step 1.

**M16-**

### Step 2. Width

<b>15</b>	15" wide
<b>18</b>	18" wide

### Step 3. Depth

<b>18-</b>	18" deep
<b>22-</b>	22" deep
<b>28-</b>	28" deep

### Step 4. Configuration

#### For 15" wide (15)

<b>BF</b>	box/file
<b>FF</b>	file/file
<b>BBF</b>	box/box/file
<b>PPBF</b>	personal/personal/box/file
<b>BBB</b>	box/box/box
<b>BBBB</b>	box/box/box/box

#### For 18" wide (18)

<b>BF</b>	box/file
<b>FF</b>	file/file
<b>BBF</b>	box/box/file
<b>BBB</b>	box/box/box
<b>BBBB</b>	box/box/box/box

### Prices for Steps 1-4.

	<b>BF</b>	<b>FF</b>	<b>BBF</b>	<b>PPBF</b>	<b>BBB</b>	<b>BBBB</b>
<b>M16-15 18-</b>	\$696	798	827	903	810	945
<b>22-</b>	\$713	820	851	929	831	967
<b>28-</b>	\$739	857	877	958	856	995
<b>M16-18 18-</b>	\$711	822	856	—	830	976
<b>22-</b>	\$729	852	879	—	846	998
<b>28-</b>	\$752	877	905	—	872	1024

### Step 5. Paint/Steel Type

<b>SS</b>	smooth paint on smooth steel	+\$0
<b>TS</b>	smooth paint on textured steel	+\$20
<b>XS</b>	textured paint on smooth steel	+\$0

### Step 6. Surface Finish

#### Nonmetallic Paint

*For smooth paint on smooth steel (SS) or smooth paint on textured steel (TS)*

<b>8Q</b>	folkstone grey	+\$0
<b>91</b>	white	+\$0
<b>98</b>	studio white	+\$0
<b>9J</b>	sparrow	+\$0
<b>BU</b>	black umber	+\$0
<b>G2</b>	graphite satin	+\$0
<b>HF</b>	inner tone light	+\$0
<b>HT</b>	inner tone	+\$0
<b>LT</b>	light tone	+\$0
<b>LU</b>	soft white	+\$0
<b>MT</b>	medium tone	+\$0
<b>SG</b>	slate grey	+\$0
<b>WA</b>	wheat	+\$0
<b>WL</b>	sandstone	+\$0

#### Metallic Paint

*For smooth paint on smooth steel (SS) or smooth paint on textured steel (TS)*

<b>1209</b>	platinum	+\$0
<b>1210</b>	hematite	+\$0
<b>1212</b>	bronzite	+\$0
<b>CN</b>	metallic champagne	+\$0
<b>EH</b>	metallic bronze	+\$0
<b>MS</b>	metallic silver	+\$0

#### Bright Sand Texture Paint

*For textured paint on smooth steel (XS)*

<b>91</b>	white	+\$0
<b>CL</b>	cool grey neutral	+\$0
<b>G1</b>	graphite	+\$0
<b>WN</b>	warm grey neutral	+\$0

# Standard-Pull Mobile Pedestal

continued

Step 7. Top		
<b>NT</b>	no top	+\$0
<b>T1</b>	1"-high painted metal top with squared edge	+\$0
<b>T2</b>	1 1/4"-high painted metal top with squared edge	+\$0
<b>T3</b>	1 1/4"-high painted metal top with radius edge	+\$48
<b>TL</b>	1 1/4"-high laminate top with thermoplastic edge	+\$63
<b>TR</b>	1 1/4"-high recut veneer top <input type="checkbox"/>	+\$112
<b>TF</b>	1 1/4"-high wood veneer top <input type="checkbox"/>	+\$136
<b>TV1</b>	1 1/8"-high wood veneer top and wood composite edge with oversail front <input type="checkbox"/>	+\$232

## Step 8. Lock

For no top (NT) or 1 1/4"-high laminate top with thermoplastic edge (TL), or 1 1/8"-high wood veneer top and wood composite edge with oversail front (TV1)

<b>NL</b>	no lock	-\$30
-----------	---------	-------

For 1"-high painted metal top with squared edge (T1), 1 1/4"-high painted metal top with squared edge (T2), 1 1/4"-high painted metal top with radius edge (T3), 1 1/4"-high recut veneer top (TR) AND 1 1/4"-high wood veneer top (TF)

<b>KA</b>	keyed alike	-\$10
<b>KC</b>	keyed differently, chrome	+\$0
<b>KD</b>	keyed differently, black	+\$0

## Step 9.

### Veneer Top Finish: Wood Veneer

For 1 1/4"-high wood veneer top (TF)

<b>2U</b>	light brown walnut <input type="checkbox"/>	+\$20
<b>40</b>	dark brown walnut <input type="checkbox"/>	+\$20
<b>ED</b>	aged cherry <input type="checkbox"/>	+\$20
<b>EK</b>	medium red walnut <input type="checkbox"/>	+\$20
<b>ET</b>	clear on ash <input type="checkbox"/>	+\$20
<b>EU</b>	oak on ash <input type="checkbox"/>	+\$20
<b>EV</b>	walnut on ash <input type="checkbox"/>	+\$20
<b>UL</b>	natural maple <input type="checkbox"/>	+\$20
<b>UX</b>	walnut on cherry <input type="checkbox"/>	+\$20

### Veneer Top Finish: Wood Veneer

For 1 1/8"-high wood veneer top and wood composite edge with oversail front (TV1)

<b>40</b>	dark brown walnut <input type="checkbox"/>	+\$20
<b>ED</b>	aged cherry <input type="checkbox"/>	+\$20
<b>EK</b>	medium red walnut <input type="checkbox"/>	+\$20
<b>ET</b>	clear on ash <input type="checkbox"/>	+\$20
<b>EU</b>	oak on ash <input type="checkbox"/>	+\$20
<b>EV</b>	walnut on ash <input type="checkbox"/>	+\$20
<b>UL</b>	natural maple <input type="checkbox"/>	+\$20
<b>UX</b>	walnut on cherry <input type="checkbox"/>	+\$20

### Veneer Top Finish: Recut Veneer

For 1 1/4"-high recut veneer top (TR)

<b>RA</b>	light ash <input type="checkbox"/>	+\$0
<b>RK</b>	mahogany dark <input type="checkbox"/>	+\$0
<b>RM</b>	mahogany <input type="checkbox"/>	+\$0

### Top Finish: Solid-Color Laminate

For 1 1/4"-high laminate top with thermoplastic edge (TL)

<b>8Q</b>	folkstone grey	+\$0
<b>91</b>	white	+\$0
<b>98</b>	studio white	+\$0
<b>CL</b>	cool grey neutral	+\$0
<b>HF</b>	inner tone light	+\$0
<b>HT</b>	inner tone	+\$0
<b>LT</b>	light tone	+\$0
<b>LU</b>	soft white	+\$0
<b>WL</b>	sandstone	+\$0
<b>WN</b>	warm grey neutral	+\$0

### Top Finish: Linen Laminate

For 1 1/4"-high laminate top with thermoplastic edge (TL)

<b>LBM</b>	crisp linen	+\$0
<b>LBN</b>	classic linen	+\$0
<b>LBP</b>	casual linen	+\$0

### Top Finish: Mesh Laminate

For 1 1/4"-high laminate top with thermoplastic edge (TL)

<b>LBK</b>	pewter mesh	+\$0
<b>LBL</b>	steel mesh	+\$0

# Standard-Pull Mobile Pedestal

continued

## Top Finish: Twill Laminate

For 1 $\frac{1}{4}$ "-high laminate top with thermoplastic edge (TL)

<b>LBF</b>	neutral twill	+\$0
<b>LBG</b>	sarum twill	+\$0
<b>LBH</b>	earthen twill	+\$0
<b>LBJ</b>	graphite twill	+\$0
<b>LBQ</b>	white twill	+\$0

## Top Finish: Wood-Grain Laminate

For 1 $\frac{1}{4}$ "-high laminate top with thermoplastic edge (TL)

<b>HM</b>	natural maple	+\$0
<b>HP</b>	light anigre	+\$0
<b>LA</b>	light ash	+\$0
<b>LBA</b>	clear on ash	+\$0
<b>LBB</b>	oak on ash	+\$0
<b>LBC</b>	walnut on ash	+\$0
<b>LBD</b>	dark brown walnut	+\$0
<b>LBE</b>	medium red walnut	+\$0
<b>LM</b>	mahogany	+\$0
<b>76</b>	light brown walnut	+\$0
<b>HX</b>	aged cherry	+\$0
<b>HY</b>	walnut on cherry	+\$0

## Top Finish: Zephyr Laminate

For 1 $\frac{1}{4}$ "-high laminate top with thermoplastic edge (TL)

<b>28</b>	canyon	+\$0
<b>29</b>	misted	+\$0

## Step 10. Edge Finish

For 1 $\frac{1}{4}$ "-high laminate top with thermoplastic edge (TL)

<b>28</b>	canyon	+\$0
<b>29</b>	misted	+\$0
<b>76</b>	light brown walnut	+\$0
<b>8Q</b>	folkstone grey	+\$0
<b>91</b>	white	+\$0
<b>98</b>	studio white	+\$0
<b>BU</b>	black umber	+\$0
<b>CL</b>	cool grey neutral	+\$0
<b>G2</b>	graphite satin	+\$0
<b>HF</b>	inner tone light	+\$0
<b>HM</b>	natural maple	+\$0
<b>HP</b>	light anigre	+\$0
<b>HT</b>	inner tone	+\$0
<b>HX</b>	aged cherry	+\$0
<b>HY</b>	walnut on cherry	+\$0
<b>LA</b>	light ash	+\$0
<b>LBA</b>	clear on ash	+\$0

<b>LBB</b>	oak on ash	+\$0
<b>LBC</b>	walnut on ash	+\$0
<b>LBD</b>	dark brown walnut	+\$0
<b>LBE</b>	medium red walnut	+\$0
<b>LBK</b>	pewter mesh	+\$0
<b>LBL</b>	steel mesh	+\$0
<b>LBM</b>	crisp linen	+\$0
<b>LBN</b>	classic linen	+\$0
<b>LBP</b>	casual linen	+\$0
<b>LBF</b>	neutral twill	+\$0
<b>LBG</b>	sarum twill	+\$0
<b>LBH</b>	earthen twill	+\$0
<b>LBJ</b>	graphite twill	+\$0
<b>LBQ</b>	white twill	+\$0
<b>LM</b>	mahogany	+\$0
<b>LU</b>	soft white	+\$0
<b>MT</b>	medium tone	+\$0
<b>SG</b>	slate grey	+\$0
<b>WA</b>	wheat	+\$0
<b>WL</b>	sandstone	+\$0
<b>WN</b>	warm grey neutral	+\$0

## Step 11. Handle

For 18" deep (18-) with 1"-high painted metal top with squared edge (T1), or 1 $\frac{1}{4}$ "-high painted metal top with squared edge (T2)

<b>HN</b>	no hand grip or transit handle	+\$0
<b>H1</b>	hand grip only	+\$48

For 22" deep (22-) or 28" deep (28-) with 1"-high painted metal top with squared edge (T1), or 1 $\frac{1}{4}$ "-high painted metal top with squared edge (T2)

<b>HN</b>	no hand grip or transit handle	+\$0
<b>H1</b>	hand grip only	+\$48
<b>H2</b>	transit handle only	+\$95
<b>H3</b>	hand grip and transit handle	+\$142

## Step 12. Compressor

For box/file (BF), box/box/file (BBF), or personal/personal/box/file (PPBF)

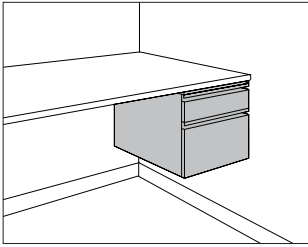
<b>DC</b>	hanging rail, no compressor	-\$12
<b>C</b>	standard compressor	+\$0

For file/file (FF)

<b>DC</b>	hanging rail, no compressor	-\$24
<b>C</b>	standard compressor	+\$0

# Standard-Pull Suspended Pedestal

S16-1



Meridian® Pedestals

## Product Information

### Description

This 15"- or 18"-wide pedestal mounts under a work surface and has standard pulls and smooth or textured steel. It has a 1"-high suspension top with lock. 5 base heights are available. Mounting hardware is included.

Actual pedestal depths are 17<sup>7</sup>/<sub>8</sub>", 21<sup>7</sup>/<sub>8</sub>", or 27<sup>7</sup>/<sub>8</sub>". The pedestal is available in 2 drawer configurations. File drawers include a file compressor; box drawers include an adjustable drawer divider.

### Notes

Order optional accessories for 15"-wide pedestal separately:

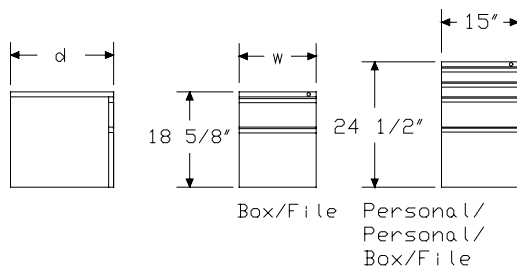
- Drawer divider (73-1567-D)
- File drawer organizer (73-9874-FDO)
- File drawer organizer (LG901)
- Pencil tray (73-1516-PT)
- Stationery tray (73-7082-SST)

Order optional accessories for 18"-wide pedestal separately:

- Drawer divider (73-1867-D)
- File drawer organizer (LG901)
- Pencil tray (73-1816-PT)
- Stationery tray (73-7082-SST-SP)

For keyed-alike locks, order lock plugs separately. See Keyed-Alike Information in Appendices.

### Dimensions



## Specification Information

### Step 1.

**S16-**

### Step 2. Width

<b>15</b>	15" wide
<b>18</b>	18" wide

### Step 3. Depth

<b>18-</b>	18" deep
<b>22-</b>	22" deep
<b>28-</b>	28" deep

### Step 4. Configuration

#### For 15" wide (15)

<b>BF</b>	box/file
<b>PPBF</b>	personal/personal/box/file

#### For 18" wide (18)

<b>BF</b>	box/file
-----------	----------

### Prices for Steps 1-4.

		<b>BF</b>	<b>PPBF</b>
<b>S16-15</b>	<b>18-</b>	\$497	705
	<b>22-</b>	\$508	723
	<b>28-</b>	\$523	742
<b>S16-18</b>	<b>18-</b>	\$511	—
	<b>22-</b>	\$524	—
	<b>28-</b>	\$537	—

### Step 5. Paint/Steel Type

<b>SS</b>	smooth paint on smooth steel	+\$0
<b>TS</b>	smooth paint on textured steel	+\$20
<b>XS</b>	textured paint on smooth steel	+\$0

# Standard-Pull Suspended Pedestal *continued*

## Step 6. Surface Finish

### Nonmetallic Paint

*For smooth paint on smooth steel (SS) or smooth paint on textured steel (TS)*

<b>8Q</b>	folkstone grey	+\$0
<b>91</b>	white	+\$0
<b>9J</b>	sparrow	+\$0
<b>BU</b>	black umber	+\$0
<b>G2</b>	graphite satin	+\$0
<b>HF</b>	inner tone light	+\$0
<b>HT</b>	inner tone	+\$0
<b>LT</b>	light tone	+\$0
<b>LU</b>	soft white	+\$0
<b>MT</b>	medium tone	+\$0
<b>SG</b>	slate grey	+\$0
<b>WA</b>	wheat	+\$0
<b>WL</b>	sandstone	+\$0

### Metallic Paint

*For smooth paint on smooth steel (SS) or smooth paint on textured steel (TS)*

<b>1209</b>	platinum	+\$0
<b>1210</b>	hematite	+\$0
<b>1212</b>	bronzite	+\$0
<b>CN</b>	metallic champagne	+\$0
<b>EH</b>	metallic bronze	+\$0
<b>MS</b>	metallic silver	+\$0

### Sand Texture Paint

*For textured paint on smooth steel (XS)*

<b>98</b>	studio white <span style="border: 1px solid black; padding: 0 2px;">A</span>	+\$0
-----------	--	------

### Bright Sand Texture Paint

*For textured paint on smooth steel (XS)*

<b>91</b>	white	+\$0
<b>CL</b>	cool grey neutral	+\$0
<b>G1</b>	graphite	+\$0
<b>WN</b>	warm grey neutral	+\$0

## Step 7. Lock

<b>KA</b>	keyed alike	-\$10
<b>KC</b>	keyed differently, chrome	+\$0
<b>KD</b>	keyed differently, black	+\$0

## Step 8. Base Height

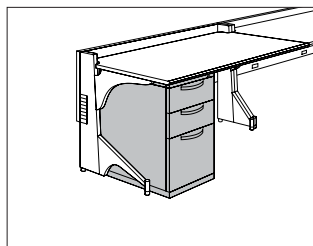
<b>NB</b>	no base	+\$0
<b>B1</b>	1"-high base	+\$56
<b>B2</b>	1½"-high base	+\$56
<b>B3</b>	2¼"-high base	+\$56
<b>B4</b>	3¼"-high base	+\$56
<b>BA</b>	1"-high recessed base	+\$84
<b>BB</b>	1½"-high recessed base	+\$84
<b>BC</b>	2¼"-high recessed base	+\$84
<b>BD</b>	3¼"-high recessed base	+\$84
<b>B5</b>	4¼"-high base	+\$84

## Step 9. Compressor

<b>DC</b>	hanging rail, no compressor	-\$12
<b>C</b>	standard compressor	+\$0

# Arc-Pull Freestanding Pedestal

F1A-1  
F1D-1



## Product Information

### Description

This 15"-wide freestanding pedestal has arc pulls and smooth or textured steel. It has no top or a metal, laminate, or veneer top. 5 base heights are available; all bases include adjustable glides.

Actual pedestal depths are 17<sup>7</sup>/<sub>8</sub>", 21<sup>7</sup>/<sub>8</sub>", or 27<sup>7</sup>/<sub>8</sub>". The pedestal is available in a variety of drawer configurations. File drawers include a file compressor; box drawers include an adjustable drawer divider.

### Notes

For additional stability, specify counterweight option (CB).

Stacking pedestals is not recommended.

When Ethospace® pedestal top (TE3) is required on pedestal configurations FF, BBF, and PPBF, the 1<sup>1</sup>/<sub>2</sub>" high base (B2) is recommended.

Grain direction is vertical for veneer-front pedestals.

Order optional accessories separately:

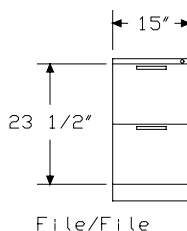
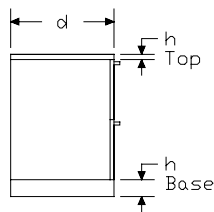
- Drawer divider (73-1567-D)
- File drawer organizer (73-9874-FDO)
- File drawer organizer (LG901)
- Pencil tray (73-1516-PT)
- Stationery tray (73-7082-SST)

No lock option (NL) can only be specified on pedestals with no top option (NT), laminate top option (TL), or veneer top option (TV1).

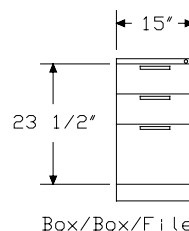
For keyed-alike locks, order lock plugs separately. See Keyed-Alike Information in Appendices.

The arc pull conforms to guidelines of the Americans with Disabilities Act (ADA).

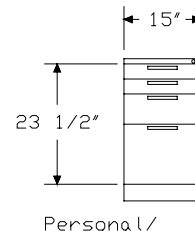
## Dimensions



File/File



Box/Box/File



Personal/  
Personal/  
Box/File



# Arc-Pull Freestanding Pedestal

continued

## Specification Information

### Step 1.

**F1**

### Step 2. Front Material

**D-15** painted metal front

**A-15** veneer front **A**

### Step 3. Depth

**18-** 18" deep

**22-** 22" deep

**28-** 28" deep

### Step 4. Configuration

**FF** file/file

**BBF** box/box/file

**PPBF** personal/personal/box/file

### Prices for Steps 1-4.

		FF	BBF	PPBF
<b>F1D-15</b>	<b>18-</b>	\$695	725	801
	<b>22-</b>	\$720	748	827
	<b>28-</b>	\$744	776	854
<b>F1A-15</b>	<b>18-</b>	\$1159	1274	1446
	<b>22-</b>	\$1190	1304	1476
	<b>28-</b>	\$1222	1336	1507

### Step 5. Paint/Steel Type

<b>SS</b>	smooth paint on smooth steel	+\$0
<b>TS</b>	smooth paint on textured steel	+\$20
<b>XS</b>	textured paint on smooth steel	+\$0

## Step 6. Surface Finish

### Nonmetallic Paint

*For smooth paint on smooth steel (SS) or smooth paint on textured steel (TS)*

<b>8Q</b>	folkstone grey	+\$0
<b>91</b>	white	+\$0
<b>98</b>	studio white <b>A</b>	+\$0
<b>9J</b>	sparrow	+\$0
<b>BU</b>	black umber	+\$0
<b>G2</b>	graphite satin	+\$0
<b>HF</b>	inner tone light	+\$0
<b>HT</b>	inner tone	+\$0
<b>LT</b>	light tone	+\$0
<b>LU</b>	soft white	+\$0
<b>MT</b>	medium tone	+\$0
<b>SG</b>	slate grey	+\$0
<b>WA</b>	wheat	+\$0
<b>WL</b>	sandstone	+\$0

### Metallic Paint

*For smooth paint on smooth steel (SS) or smooth paint on textured steel (TS)*

<b>1209</b>	platinum	+\$0
<b>1210</b>	hematite	+\$0
<b>1212</b>	bronzite	+\$0
<b>CN</b>	metallic champagne	+\$0
<b>EH</b>	metallic bronze	+\$0
<b>MS</b>	metallic silver	+\$0

### Sand Texture Paint

*For textured paint on smooth steel (XS)*

<b>98</b>	studio white <b>A</b>	+\$0
-----------	-----------------------	------

### Bright Sand Texture Paint

*For textured paint on smooth steel (XS)*

<b>91</b>	white	+\$0
<b>CL</b>	cool grey neutral	+\$0
<b>G1</b>	graphite	+\$0
<b>WN</b>	warm grey neutral	+\$0

# Arc-Pull Freestanding Pedestal

continued

Step 7. Top  
Ethospace® Pedestal Top (TE3) available only on 15"-wide, 22"- or 28"-deep pedestals.

For painted metal front (D-15) with 18" deep (18-)

<b>NT</b>	no top	+\$0
<b>T1</b>	1"-high painted metal top with squared edge	+\$0
<b>T2</b>	1 1/4"-high painted metal top with squared edge	+\$0
<b>T3</b>	1 1/4"-high painted metal top with radius edge	+\$48
<b>TL</b>	1 1/4"-high laminate top with thermoplastic edge	+\$63
<b>TR</b>	1 1/4"-high recut veneer top <span style="border: 1px solid black; padding: 0 2px;">A</span>	+\$112
<b>TF</b>	1 1/4"-high wood veneer top <span style="border: 1px solid black; padding: 0 2px;">A</span>	+\$136
<b>TV1</b>	1 1/8"-high wood veneer top and wood composite edge with oversail front <span style="border: 1px solid black; padding: 0 2px;">A</span>	+\$232

For painted metal front (D-15) with 22" deep (22-), or 28" deep (28-)

<b>NT</b>	no top	+\$0
<b>T1</b>	1"-high painted metal top with squared edge	+\$0
<b>T2</b>	1 1/4"-high painted metal top with squared edge	+\$0
<b>TE3</b>	Ethospace® pedestal top	+\$46
<b>T3</b>	1 1/4"-high painted metal top with radius edge	+\$48
<b>TL</b>	1 1/4"-high laminate top with thermoplastic edge	+\$63
<b>TR</b>	1 1/4"-high recut veneer top <span style="border: 1px solid black; padding: 0 2px;">A</span>	+\$112
<b>TF</b>	1 1/4"-high wood veneer top <span style="border: 1px solid black; padding: 0 2px;">A</span>	+\$136
<b>TV1</b>	1 1/8"-high wood veneer top and wood composite edge with oversail front <span style="border: 1px solid black; padding: 0 2px;">A</span>	+\$232

For veneer front (A-15) with 18" deep (18-)

<b>NT</b>	no top	+\$0
<b>T1</b>	1"-high painted metal top with squared edge	+\$0
<b>T2</b>	1 1/4"-high painted metal top with squared edge	+\$0
<b>T3</b>	1 1/4"-high painted metal top with radius edge	+\$48
<b>TL</b>	1 1/4"-high laminate top with thermoplastic edge	+\$63
<b>TF</b>	1 1/4"-high wood veneer top <span style="border: 1px solid black; padding: 0 2px;">A</span>	+\$136
<b>TV1</b>	1 1/8"-high wood veneer top and wood composite edge with oversail front <span style="border: 1px solid black; padding: 0 2px;">A</span>	+\$232

For veneer front (A-15) with 22" deep (22-), or 28" deep (28-)

<b>NT</b>	no top	+\$0
<b>T1</b>	1"-high painted metal top with squared edge	+\$0
<b>T2</b>	1 1/4"-high painted metal top with squared edge	+\$0
<b>TE3</b>	Ethospace® pedestal top	+\$46
<b>T3</b>	1 1/4"-high painted metal top with radius edge	+\$48
<b>TL</b>	1 1/4"-high laminate top with thermoplastic edge	+\$63
<b>TF</b>	1 1/4"-high wood veneer top <span style="border: 1px solid black; padding: 0 2px;">A</span>	+\$136
<b>TV1</b>	1 1/8"-high wood veneer top and wood composite edge with oversail front <span style="border: 1px solid black; padding: 0 2px;">A</span>	+\$232

Step 8.

Veneer Top Finish: Wood Veneer

For painted metal front (D-15) with 1 1/8"-high wood veneer top and wood composite edge with oversail front (TV1)

<b>40</b>	dark brown walnut <span style="border: 1px solid black; padding: 0 2px;">A</span>	+\$20
<b>ED</b>	aged cherry <span style="border: 1px solid black; padding: 0 2px;">A</span>	+\$20
<b>EK</b>	medium red walnut <span style="border: 1px solid black; padding: 0 2px;">A</span>	+\$20
<b>ET</b>	clear on ash <span style="border: 1px solid black; padding: 0 2px;">A</span>	+\$20
<b>EU</b>	oak on ash <span style="border: 1px solid black; padding: 0 2px;">A</span>	+\$20
<b>EV</b>	walnut on ash <span style="border: 1px solid black; padding: 0 2px;">A</span>	+\$20
<b>UL</b>	natural maple <span style="border: 1px solid black; padding: 0 2px;">A</span>	+\$20
<b>UX</b>	walnut on cherry <span style="border: 1px solid black; padding: 0 2px;">A</span>	+\$20

Veneer Top Finish: Recut Veneer

For painted metal front (D-15) with 1 1/4"-high recut veneer top (TR)

<b>RA</b>	light ash <span style="border: 1px solid black; padding: 0 2px;">A</span>	+\$0
<b>RK</b>	mahogany dark <span style="border: 1px solid black; padding: 0 2px;">A</span>	+\$0
<b>RM</b>	mahogany <span style="border: 1px solid black; padding: 0 2px;">A</span>	+\$0

Veneer Top Finish: Wood Veneer

For painted metal front (D-15) with 1 1/4"-high wood veneer top (TF)









<b>2U</b>	light brown walnut <span style="border: 1px solid black; padding: 0 2px;">A</span>	+\$20
<b>40</b>	dark brown walnut <span style="border: 1px solid black; padding: 0 2px;">A</span>	+\$20
<b>ED</b>	aged cherry <span style="border: 1px solid black; padding: 0 2px;">A</span>	+\$20
<b>EK</b>	medium red walnut <span style="border: 1px solid black; padding: 0 2px;">A</span>	+\$20
<b>ET</b>	clear on ash <span style="border: 1px solid black; padding: 0 2px;">A</span>	+\$20
<b>EU</b>	oak on ash <span style="border: 1px solid black; padding: 0 2px;">A</span>	+\$20
<b>EV</b>	walnut on ash <span style="border: 1px solid black; padding: 0 2px;">A</span>	+\$20
<b>UL</b>	natural maple <span style="border: 1px solid black; padding: 0 2px;">A</span>	+\$20
<b>UX</b>	walnut on cherry <span style="border: 1px solid black; padding: 0 2px;">A</span>	+\$20

# Arc-Pull Freestanding Pedestal

continued










## Veneer Front/Top Finish: Wood Veneer

For veneer front (A-15) with 1 $\frac{1}{8}$ "-high wood veneer top and wood composite edge with oversail front (TV1)

<b>40</b>	dark brown walnut 	+\$28
<b>ED</b>	aged cherry 	+\$28
<b>EK</b>	medium red walnut 	+\$28
<b>ET</b>	clear on ash 	+\$28
<b>EU</b>	oak on ash 	+\$28
<b>EV</b>	walnut on ash 	+\$28
<b>UL</b>	natural maple 	+\$28
<b>UX</b>	walnut on cherry 	+\$28










## Veneer Front Finish: Wood Veneer

For veneer front (A-15) with no top (NT), 1"-high painted metal top with squared edge (T1), 1 $\frac{1}{4}$ "-high painted metal top with squared edge (T2), 1 $\frac{1}{4}$ "-high painted metal top with radius edge (T3), or Ethospace® pedestal top (TE3), or 1 $\frac{1}{4}$ "-high laminate top with thermoplastic edge (TL)

<b>2U</b>	light brown walnut 	+\$28
<b>40</b>	dark brown walnut 	+\$28
<b>ED</b>	aged cherry 	+\$28
<b>EK</b>	medium red walnut 	+\$28
<b>ET</b>	clear on ash 	+\$28
<b>EU</b>	oak on ash 	+\$28
<b>EV</b>	walnut on ash 	+\$28
<b>UL</b>	natural maple 	+\$28
<b>UX</b>	walnut on cherry 	+\$28

## Veneer Front/Top Finish: Wood Veneer

For veneer front (A-15) with 1 $\frac{1}{4}$ "-high wood veneer top (TF)

<b>2U</b>	light brown walnut 	+\$28
<b>40</b>	dark brown walnut 	+\$28
<b>ED</b>	aged cherry 	+\$28
<b>EK</b>	medium red walnut 	+\$28
<b>ET</b>	clear on ash 	+\$28
<b>EU</b>	oak on ash 	+\$28
<b>EV</b>	walnut on ash 	+\$28
<b>UL</b>	natural maple 	+\$28
<b>UX</b>	walnut on cherry 	+\$28

## Step 9. Top Finish

For 1 $\frac{1}{4}$ "-high laminate top with thermoplastic edge (TL)

### Solid-Color Laminate

<b>8Q</b>	folkstone grey	+\$0
<b>91</b>	white	+\$0
<b>98</b>	studio white	+\$0
<b>CL</b>	cool grey neutral	+\$0
<b>HF</b>	inner tone light	+\$0
<b>HT</b>	inner tone	+\$0
<b>LT</b>	light tone	+\$0
<b>LU</b>	soft white	+\$0
<b>WL</b>	sandstone	+\$0
<b>WN</b>	warm grey neutral	+\$0

### Mesh Laminate

<b>LBM</b>	crisp linen	+\$0
<b>LBN</b>	classic linen	+\$0
<b>LBP</b>	casual linen	+\$0
<b>LBK</b>	pewter mesh	+\$0
<b>LBL</b>	steel mesh	+\$0

### Twill Laminate

<b>LBF</b>	neutral twill	+\$0
<b>LBG</b>	sarum twill	+\$0
<b>LBH</b>	earthen twill	+\$0
<b>LBJ</b>	graphite twill	+\$0
<b>LBQ</b>	white twill	+\$0

### Wood-Grain Laminate

<b>HM</b>	natural maple	+\$0
<b>HP</b>	light anigre	+\$0
<b>LA</b>	light ash	+\$0
<b>LBA</b>	clear on ash	+\$0
<b>LBB</b>	oak on ash	+\$0
<b>LBC</b>	walnut on ash	+\$0
<b>LBD</b>	dark brown walnut	+\$0
<b>LBE</b>	medium red walnut	+\$0
<b>LM</b>	mahogany	+\$0
<b>76</b>	light brown walnut	+\$0
<b>HX</b>	aged cherry	+\$0
<b>HY</b>	walnut on cherry	+\$0

### Zephyr Laminate

<b>28</b>	canyon	+\$0
<b>29</b>	misted	+\$0

# Arc-Pull Freestanding Pedestal

continued

Meridian® Pedestals

Step 10. Edge Finish		
For 1 <sup>1</sup> / <sub>4</sub> "-high laminate top with thermoplastic edge (TL)		
<b>28</b>	canyon	+\$0
<b>29</b>	misted	+\$0
<b>76</b>	light brown walnut	+\$0
<b>8Q</b>	folkstone grey	+\$0
<b>91</b>	white	+\$0
<b>98</b>	studio white	+\$0
<b>BU</b>	black umber	+\$0
<b>CL</b>	cool grey neutral	+\$0
<b>G2</b>	graphite satin	+\$0
<b>HF</b>	inner tone light	+\$0
<b>HM</b>	natural maple	+\$0
<b>HP</b>	light anigre	+\$0
<b>HT</b>	inner tone	+\$0
<b>HX</b>	aged cherry	+\$0
<b>HY</b>	walnut on cherry	+\$0
<b>LA</b>	light ash	+\$0
<b>LBA</b>	clear on ash	+\$0
<b>LBB</b>	oak on ash	+\$0
<b>LBC</b>	walnut on ash	+\$0
<b>LBD</b>	dark brown walnut	+\$0
<b>LBE</b>	medium red walnut	+\$0
<b>LBK</b>	pewter mesh	+\$0
<b>LBL</b>	steel mesh	+\$0
<b>LBM</b>	crisp linen	+\$0
<b>LBN</b>	classic linen	+\$0
<b>LBP</b>	casual linen	+\$0
<b>LBF</b>	neutral twill	+\$0
<b>LBG</b>	sarum twill	+\$0
<b>LBH</b>	earthen twill	+\$0
<b>LBJ</b>	graphite twill	+\$0
<b>LBQ</b>	white twill	+\$0
<b>LM</b>	mahogany	+\$0
<b>LU</b>	soft white	+\$0
<b>MT</b>	medium tone	+\$0
<b>SG</b>	slate grey	+\$0
<b>WA</b>	wheat	+\$0
<b>WL</b>	sandstone	+\$0
<b>WN</b>	warm grey neutral	+\$0

## Step 11. Lock

For no top (NT), 1 <sup>1</sup> / <sub>4</sub> "-high laminate top with thermoplastic edge (TL), or 1 <sup>1</sup> / <sub>8</sub> "-high wood veneer top and wood composite edge with oversail front (TV1)		
<b>NL</b>	no lock	-\$30

For 1"-high painted metal top with squared edge (T1), 1<sup>1</sup>/<sub>4</sub>"-high painted metal top with squared edge (T2), 1<sup>1</sup>/<sub>4</sub>"-high painted metal top with radius edge (T3), Ethospace® pedestal top (TE3), 1<sup>1</sup>/<sub>4</sub>"-high recut veneer top (TR), or 1<sup>1</sup>/<sub>4</sub>"-high wood veneer top (TF)

<b>KA</b>	keyed alike	-\$10
<b>KC</b>	keyed differently, chrome	+\$0
<b>KD</b>	keyed differently, black	+\$0

## Step 12. Pull Finish

<b>NH</b>	brushed nickel	+\$0
<b>NK</b>	black nickel	+\$0

## Step 13. Base Height

<b>B1</b>	1"-high base	+\$0
<b>B2</b>	1 <sup>1</sup> / <sub>2</sub> "-high base	+\$0
<b>B3</b>	2 <sup>1</sup> / <sub>4</sub> "-high base	+\$0
<b>B4</b>	3 <sup>1</sup> / <sub>4</sub> "-high base	+\$0
<b>BA</b>	1"-high recessed base	+\$32
<b>BB</b>	1 <sup>1</sup> / <sub>2</sub> "-high recessed base	+\$32
<b>BC</b>	2 <sup>1</sup> / <sub>4</sub> "-high recessed base	+\$32
<b>BD</b>	3 <sup>1</sup> / <sub>4</sub> "-high recessed base	+\$32
<b>B5</b>	4 <sup>1</sup> / <sub>4</sub> "-high base	+\$32

## Step 14. Counterweight

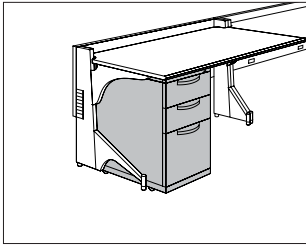
<b>NO</b>	no counterweight	+\$0
<b>CB</b>	counterweight	+\$88

## Step 15. Compressor

		<b>FF</b>	<b>BBF</b>	<b>PPBF</b>
<b>DC</b>	hanging rail, no compressor	-\$24	-12	-12
<b>C</b>	standard compressor	+\$0	0	0

# Arc-Pull Mobile Pedestal

M1A-1  
M1D-1



## Product Information

### Description

This 15"-wide mobile pedestal has arc pulls and smooth or textured steel. It has no top or a metal, laminate, or veneer top. The pedestal has a 2 1/2"-high base with casters and counterweights. Actual pedestal depths are 17 7/8", 21 7/8", or 27 7/8". The pedestal is available in a variety of drawer configurations. File drawers include a file compressor; box drawers include an adjustable drawer divider. The pedestal with squared-edge metal top is available with a hand grip; the 22"- and 28"-deep pedestals with squared-edge metal tops are available with transit handles.

### Notes

Grain direction is vertical for veneer-front pedestals.

Order optional accessories separately:

- Drawer divider (73-1567-D)
- File drawer organizer (73-9874-FDO)
- File drawer organizer (LG901)
- Pencil tray (73-1516-PT)
- Stationery tray (73-7082-SST)

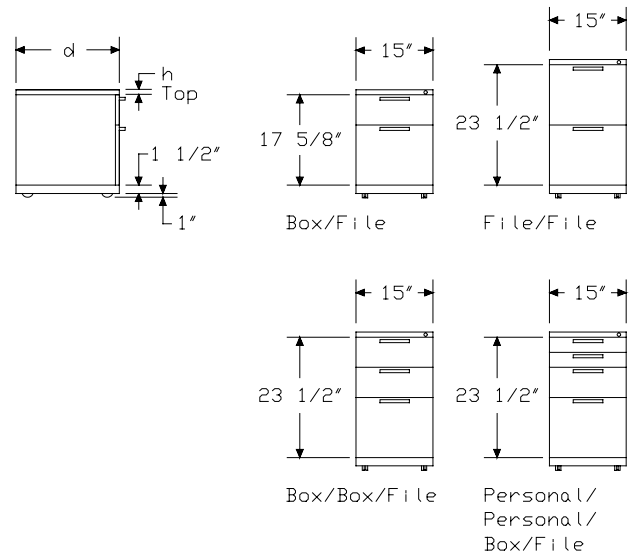
No lock option (NL) can only be specified on pedestals with no top option (NT), laminate top option (TL), or veneer top option (TV1).

For keyed-alike locks, order lock plugs separately. See Keyed-Alike

Information in Appendices.

The arc pull conforms to guidelines of the Americans with Disabilities Act (ADA).

## Dimensions



**Specification Information**

## Step 1.

**M1**

## Step 2. Front Material

**D-15** painted metal front**A-15** veneer front **A**

## Step 3. Depth

**18-** 18" deep**22-** 22" deep**28-** 28" deep

## Step 4. Configuration

**FF** file/file**BF** box/file**BBF** box/box/file**PPBF** personal/personal/box/file

## Prices for Steps 1-4.

	<b>FF</b>	<b>BF</b>	<b>BBF</b>	<b>PPBF</b>
<b>M1D-15 18-</b>	\$839	737	868	944
<b>22-</b>	\$862	754	892	970
<b>28-</b>	\$899	780	918	1000
<b>M1A-15 18-</b>	\$1330	1173	1445	1615
<b>22-</b>	\$1358	1191	1472	1642
<b>28-</b>	\$1397	1222	1510	1685

## Step 5. Paint/Steel Type

<b>SS</b>	smooth paint on smooth steel	+\$0
<b>TS</b>	smooth paint on textured steel	+\$20
<b>XS</b>	textured paint on smooth steel	+\$0

## Step 6. Surface Finish

## Nonmetallic Paint

*For smooth paint on smooth steel (SS) or smooth paint on textured steel (TS)*

<b>8Q</b>	folkstone grey	+\$0
<b>91</b>	white	+\$0
<b>98</b>	studio white <b>A</b>	+\$0
<b>9J</b>	sparrow	+\$0
<b>BU</b>	black umber	+\$0
<b>G2</b>	graphite satin	+\$0
<b>HF</b>	inner tone light	+\$0
<b>HT</b>	inner tone	+\$0
<b>LT</b>	light tone	+\$0
<b>LU</b>	soft white	+\$0
<b>MT</b>	medium tone	+\$0
<b>SG</b>	slate grey	+\$0
<b>WA</b>	wheat	+\$0
<b>WL</b>	sandstone	+\$0

## Metallic Paint

*For smooth paint on smooth steel (SS) or smooth paint on textured steel (TS)*

<b>1209</b>	platinum	+\$0
<b>1210</b>	hematite	+\$0
<b>1212</b>	bronzite	+\$0
<b>CN</b>	metallic champagne	+\$0
<b>EH</b>	metallic bronze	+\$0
<b>MS</b>	metallic silver	+\$0

## Sand Texture Paint

*For textured paint on smooth steel (XS)*

<b>98</b>	studio white <b>A</b>	+\$0
-----------	-----------------------	------

## Bright Sand Texture Paint

*For textured paint on smooth steel (XS)*

<b>91</b>	white	+\$0
<b>CL</b>	cool grey neutral	+\$0
<b>G1</b>	graphite	+\$0
<b>WN</b>	warm grey neutral	+\$0

## Step 7. Top

*For painted metal front (D-15)*

<b>NT</b>	no top	+\$0
<b>T1</b>	1"-high painted metal top with squared edge	+\$0
<b>T2</b>	1 <sup>1</sup> / <sub>4</sub> "-high painted metal top with squared edge	+\$0
<b>T3</b>	1 <sup>1</sup> / <sub>4</sub> "-high painted metal top with radius edge	+\$48
<b>TL</b>	1 <sup>1</sup> / <sub>4</sub> "-high laminate top with thermoplastic edge	+\$63
<b>TR</b>	1 <sup>1</sup> / <sub>4</sub> "-high recut veneer top <b>A</b>	+\$112
<b>TF</b>	1 <sup>1</sup> / <sub>4</sub> "-high wood veneer top <b>A</b>	+\$136
<b>TV1</b>	1 <sup>1</sup> / <sub>8</sub> "-high wood veneer top and wood composite edge with oversail front <b>A</b>	+\$232

*For veneer front (A-15)*

<b>NT</b>	no top	+\$0
<b>T1</b>	1"-high painted metal top with squared edge	+\$0
<b>T2</b>	1 <sup>1</sup> / <sub>4</sub> "-high painted metal top with squared edge	+\$0
<b>T3</b>	1 <sup>1</sup> / <sub>4</sub> "-high painted metal top with radius edge	+\$48
<b>TL</b>	1 <sup>1</sup> / <sub>4</sub> "-high laminate top with thermoplastic edge	+\$63
<b>TF</b>	1 <sup>1</sup> / <sub>4</sub> "-high wood veneer top <b>A</b>	+\$136
<b>TV1</b>	1 <sup>1</sup> / <sub>8</sub> "-high wood veneer top and wood composite edge with oversail front <b>A</b>	+\$232

## Step 8.

## Veneer Top Finish: Wood Veneer

*For painted metal front (D-15) with 1<sup>1</sup>/<sub>4</sub>"-high wood veneer top (TF)*

<b>2U</b>	light brown walnut <b>A</b>	+\$20
<b>40</b>	dark brown walnut <b>A</b>	+\$20
<b>ED</b>	aged cherry <b>A</b>	+\$20
<b>EK</b>	medium red walnut <b>A</b>	+\$20
<b>ET</b>	clear on ash <b>A</b>	+\$20
<b>EU</b>	oak on ash <b>A</b>	+\$20
<b>EV</b>	walnut on ash <b>A</b>	+\$20
<b>UL</b>	natural maple <b>A</b>	+\$20
<b>UX</b>	walnut on cherry <b>A</b>	+\$20

## Veneer Top Finish: Wood Veneer

*For painted metal front (D-15) with 1<sup>1</sup>/<sub>8</sub>"-high wood veneer top and wood composite edge with oversail front (TV1)*

<b>40</b>	dark brown walnut <b>A</b>	+\$20
<b>ED</b>	aged cherry <b>A</b>	+\$20
<b>EK</b>	medium red walnut <b>A</b>	+\$20
<b>ET</b>	clear on ash <b>A</b>	+\$20
<b>EU</b>	oak on ash <b>A</b>	+\$20
<b>EV</b>	walnut on ash <b>A</b>	+\$20
<b>UL</b>	natural maple <b>A</b>	+\$20
<b>UX</b>	walnut on cherry <b>A</b>	+\$20

## Veneer Top Finish: Recut Veneer

*For painted metal front (D-15) with 1<sup>1</sup>/<sub>4</sub>"-high recut veneer top (TR)*

<b>RA</b>	light ash <b>A</b>	+\$0
<b>RK</b>	mahogany dark <b>A</b>	+\$0
<b>RM</b>	mahogany <b>A</b>	+\$0

## Top Finish: Solid-Color Laminate

*For 1<sup>1</sup>/<sub>4</sub>"-high laminate top with thermoplastic edge (TL)*

<b>8Q</b>	folkstone grey	+\$0
<b>91</b>	white	+\$0
<b>98</b>	studio white	+\$0
<b>CL</b>	cool grey neutral	+\$0
<b>HF</b>	inner tone light	+\$0
<b>HT</b>	inner tone	+\$0
<b>LT</b>	light tone	+\$0
<b>LU</b>	soft white	+\$0
<b>WL</b>	sandstone	+\$0
<b>WN</b>	warm grey neutral	+\$0

## Top Finish: Linen Laminate

*For 1<sup>1</sup>/<sub>4</sub>"-high laminate top with thermoplastic edge (TL)*

<b>LBM</b>	crisp linen	+\$0
<b>LBN</b>	classic linen	+\$0
<b>LBP</b>	casual linen	+\$0

## Top Finish: Mesh Laminate

*For 1<sup>1</sup>/<sub>4</sub>"-high laminate top with thermoplastic edge (TL)*

<b>LBK</b>	pewter mesh	+\$0
<b>LBL</b>	steel mesh	+\$0

## Top Finish: Twill Laminate

*For 1 1/4"-high laminate top with thermoplastic edge (TL)*

<b>LBF</b>	neutral twill	+\$0
<b>LBG</b>	sarum twill	+\$0
<b>LBH</b>	earthen twill	+\$0
<b>LBJ</b>	graphite twill	+\$0
<b>LBQ</b>	white twill	+\$0

## Top Finish: Wood-Grain Laminate

*For 1 1/4"-high laminate top with thermoplastic edge (TL)*

<b>HM</b>	natural maple	+\$0
<b>HP</b>	light anigre	+\$0
<b>LA</b>	light ash	+\$0
<b>LBA</b>	clear on ash	+\$0
<b>LBB</b>	oak on ash	+\$0
<b>LBC</b>	walnut on ash	+\$0
<b>LBD</b>	dark brown walnut	+\$0
<b>LBE</b>	medium red walnut	+\$0
<b>LM</b>	mahogany	+\$0
<b>76</b>	light brown walnut	+\$0
<b>HX</b>	aged cherry	+\$0
<b>HY</b>	walnut on cherry	+\$0

## Top Finish: Zephyr Laminate










*For 1 1/4"-high laminate top with thermoplastic edge (TL)*

<b>28</b>	canyon	+\$0
<b>29</b>	misted	+\$0

## Step 9.









## Veneer Front Finish: Wood Veneer

*For veneer front (A-15) with no top (NT), 1"-high painted metal top with squared edge (T1), 1 1/4"-high painted metal top with squared edge (T2), or 1 1/4"-high painted metal top with radius edge (T3), or 1 1/4"-high laminate top with thermoplastic edge (TL)*

<b>2U</b>	light brown walnut 	+\$28
<b>40</b>	dark brown walnut 	+\$28
<b>ED</b>	aged cherry 	+\$28
<b>EK</b>	medium red walnut 	+\$28
<b>ET</b>	clear on ash 	+\$28
<b>EU</b>	oak on ash 	+\$28
<b>EV</b>	walnut on ash 	+\$28
<b>UL</b>	natural maple 	+\$28
<b>UX</b>	walnut on cherry 	+\$28










## Veneer Front/Top Finish: Wood Veneer

*For veneer front (A-15) with 1 1/8"-high wood veneer top and wood composite edge with oversail front (TV1)*

<b>40</b>	dark brown walnut 	+\$28
<b>ED</b>	aged cherry 	+\$28
<b>EK</b>	medium red walnut 	+\$28
<b>ET</b>	clear on ash 	+\$28
<b>EU</b>	oak on ash 	+\$28
<b>EV</b>	walnut on ash 	+\$28
<b>UL</b>	natural maple 	+\$28
<b>UX</b>	walnut on cherry 	+\$28

## Veneer Front/Top Finish: Wood Veneer

*For veneer front (A-15) with 1 1/4"-high wood veneer top (TF)*

<b>2U</b>	light brown walnut 	+\$28
<b>40</b>	dark brown walnut 	+\$28
<b>ED</b>	aged cherry 	+\$28
<b>EK</b>	medium red walnut 	+\$28
<b>ET</b>	clear on ash 	+\$28
<b>EU</b>	oak on ash 	+\$28
<b>EV</b>	walnut on ash 	+\$28
<b>UL</b>	natural maple 	+\$28
<b>UX</b>	walnut on cherry 	+\$28

## Step 10. Edge Finish

*For 1 1/4"-high laminate top with thermoplastic edge (TL)*

<b>28</b>	canyon	+\$0
<b>29</b>	misted	+\$0
<b>76</b>	light brown walnut	+\$0
<b>8Q</b>	folkstone grey	+\$0
<b>91</b>	white	+\$0
<b>98</b>	studio white	+\$0
<b>BU</b>	black umber	+\$0
<b>CL</b>	cool grey neutral	+\$0
<b>G2</b>	graphite satin	+\$0
<b>HF</b>	inner tone light	+\$0
<b>HM</b>	natural maple	+\$0
<b>HP</b>	light anigre	+\$0
<b>HT</b>	inner tone	+\$0
<b>HX</b>	aged cherry	+\$0
<b>HY</b>	walnut on cherry	+\$0
<b>LA</b>	light ash	+\$0
<b>LBA</b>	clear on ash	+\$0
<b>LBB</b>	oak on ash	+\$0
<b>LBC</b>	walnut on ash	+\$0
<b>LBD</b>	dark brown walnut	+\$0
<b>LBE</b>	medium red walnut	+\$0



## Arc-Pull Mobile Pedestal *continued*

<b>LBK</b>	pewter mesh	+\$0
<b>LBL</b>	steel mesh	+\$0
<b>LBM</b>	crisp linen	+\$0
<b>LBN</b>	classic linen	+\$0
<b>LBP</b>	casual linen	+\$0
<b>LBF</b>	neutral twill	+\$0
<b>LBG</b>	sarum twill	+\$0
<b>LBH</b>	earthen twill	+\$0
<b>LBJ</b>	graphite twill	+\$0
<b>LBQ</b>	white twill	+\$0
<b>LM</b>	mahogany	+\$0
<b>LU</b>	soft white	+\$0
<b>MT</b>	medium tone	+\$0
<b>SG</b>	slate grey	+\$0
<b>WA</b>	wheat	+\$0
<b>WL</b>	sandstone	+\$0
<b>WN</b>	warm grey neutral	+\$0

### Step 11. Lock

*For no top (NT), 1<sup>1</sup>/<sub>4</sub>"-high laminate top with thermoplastic edge (TL), or 1<sup>1</sup>/<sub>8</sub>"-high wood veneer top and wood composite edge with oversail front (TV1)*

<b>NL</b>	no lock	-\$30
-----------	---------	-------

*For 1"-high painted metal top with squared edge (T1), 1<sup>1</sup>/<sub>4</sub>"-high painted metal top with squared edge (T2), 1<sup>1</sup>/<sub>4</sub>"-high painted metal top with radius edge (T3), 1<sup>1</sup>/<sub>4</sub>"-high recut veneer top (TR) AND 1<sup>1</sup>/<sub>4</sub>"-high wood veneer top (TF)*

<b>KA</b>	keyed alike	-\$10
<b>KC</b>	keyed differently, chrome	+\$0
<b>KD</b>	keyed differently, black	+\$0

### Step 12. Handle

*For 18" deep (18-) with 1"-high painted metal top with squared edge (T1), or 1<sup>1</sup>/<sub>4</sub>"-high painted metal top with squared edge (T2)*

<b>HN</b>	no hand grip or transit handle	+\$0
<b>H1</b>	hand grip only	+\$48

*For 22" deep (22-) or 28" deep (28-) with 1"-high painted metal top with squared edge (T1), or 1<sup>1</sup>/<sub>4</sub>"-high painted metal top with squared edge (T2)*

<b>HN</b>	no hand grip or transit handle	+\$0
<b>H1</b>	hand grip only	+\$48
<b>H2</b>	transit handle only	+\$95
<b>H3</b>	hand grip and transit handle	+\$142

### Step 13. Pull Finish

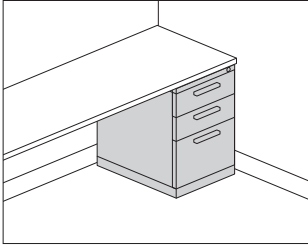
<b>NH</b>	brushed nickel	+\$0
<b>NK</b>	black nickel	+\$0

### Step 14. Compressor

		<b>FF</b>	<b>BF</b>	<b>BBF</b>	<b>PPBF</b>
<b>DC</b>	hanging rail, no compressor	-\$24	-12	-12	-12
<b>C</b>	standard compressor	+\$0	0	0	0

# Bar-Pull Freestanding Pedestal

F1KP-  
F1KV-



## Product Information

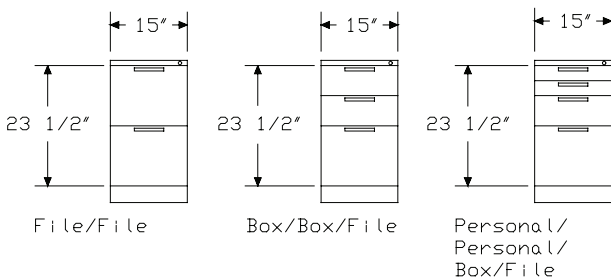
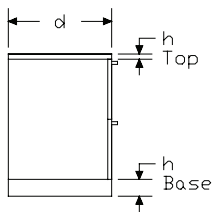
### Description

This 15"-wide freestanding pedestal has bar pulls and smooth or textured steel. It has no top or a metal, laminate, or veneer top. 5 base heights are available; all bases include adjustable glides. Actual pedestal depths are 17<sup>7</sup>/<sub>8</sub>", 21<sup>7</sup>/<sub>8</sub>", or 27<sup>7</sup>/<sub>8</sub>". The pedestal is available in a variety of drawer configurations. File drawers include a file compressor; box drawers include an adjustable drawer divider.

### Notes

For additional stability, specify counterweight option (CB).  
Stacking pedestals is not recommended.  
When Ethospace® pedestal top (TE3) is required on pedestal configurations FF, BBF, and PPBF, the 1<sup>1</sup>/<sub>2</sub>" high base (B2) is recommended.  
Grain direction is vertical for veneer-front pedestals.  
Order optional accessories separately:  
• Drawer divider (73-1567-D)  
• File drawer organizer (73-9874-FDO)  
• File drawer organizer (LG901)  
• Pencil tray (73-1516-PT)  
• Stationery tray (73-7082-SST)  
No lock option (NL) can only be specified on pedestals with no top option (NT), laminate top option (TL), or veneer top option (TV1).  
For keyed-alike locks, order lock plugs separately. See Keyed-Alike Information in Appendices.

## Dimensions



## Specification Information

### Step 1.

#### F1K

### Step 2. Front Material

**P-** painted metal front  
**V-** veneer front

### Step 3. Width

**15** 15" wide

### Step 4. Depth

**18-** 18" deep  
**22-** 22" deep  
**28-** 28" deep

### Step 5. Configuration

**FF** file/file  
**BBF** box/box/file  
**PPBF** personal/personal/box/file

### Prices for Steps 1-5.

			FF	BBF	PPBF
<b>F1KP-</b>	<b>15 18-</b>		\$695	725	801
	<b>22-</b>		\$720	748	827
	<b>28-</b>		\$737	776	854
<b>F1KV-</b>	<b>15 18-</b>		\$1159	1274	1446
	<b>22-</b>		\$1190	1304	1476
	<b>28-</b>		\$1222	1336	1507

### Step 6. Paint/Steel Type

**SS** smooth paint on smooth steel +\$0  
**TS** smooth paint on textured steel +\$20  
**XS** textured paint on smooth steel +\$0


# Bar-Pull Freestanding Pedestal

continued

## Step 7. Surface Finish

### Nonmetallic Paint

For smooth paint on smooth steel (SS) or smooth paint on textured steel (TS)

<b>8Q</b>	folkstone grey	+\$0
<b>91</b>	white	+\$0
<b>98</b>	studio white 	+\$0
<b>9J</b>	sparrow	+\$0
<b>BU</b>	black umber	+\$0
<b>G2</b>	graphite satin	+\$0
<b>HF</b>	inner tone light	+\$0
<b>HT</b>	inner tone	+\$0
<b>LT</b>	light tone	+\$0
<b>LU</b>	soft white	+\$0
<b>MT</b>	medium tone	+\$0
<b>SG</b>	slate grey	+\$0
<b>WA</b>	wheat	+\$0
<b>WL</b>	sandstone	+\$0


### Metallic Paint

For smooth paint on smooth steel (SS) or smooth paint on textured steel (TS)

<b>1209</b>	platinum	+\$0
<b>1210</b>	hematite	+\$0
<b>1212</b>	bronzite	+\$0
<b>CN</b>	metallic champagne	+\$0
<b>EH</b>	metallic bronze	+\$0
<b>MS</b>	metallic silver	+\$0

### Sand Texture Paint

For textured paint on smooth steel (XS)

<b>98</b>	studio white 	+\$0
-----------	--	------




### Bright Sand Texture Paint

For textured paint on smooth steel (XS)




<b>91</b>	white	+\$0
<b>CL</b>	cool grey neutral	+\$0
<b>G1</b>	graphite	+\$0
<b>WN</b>	warm grey neutral	+\$0

## Step 8. Top



For painted metal front (P-) with 18" deep (18-)

<b>NT</b>	no top	+\$0
<b>T1</b>	1"-high painted metal top with squared edge	+\$0
<b>T2</b>	1 1/4"-high painted metal top with squared edge	+\$0
<b>T3</b>	1 1/4"-high painted metal top with radius edge	+\$48
<b>TL</b>	1 1/4"-high laminate top with thermoplastic edge	+\$63
<b>TR</b>	1 1/4"-high recut veneer top 	+\$112
<b>TF</b>	1 1/4"-high wood veneer top 	+\$16
<b>TV1</b>	1 1/8"-high wood veneer top and wood composite edge with oversail front 	+\$232



For painted metal front (P-) with 22" deep (22-), or 28" deep (28-)

<b>NT</b>	no top	+\$0
<b>T1</b>	1"-high painted metal top with squared edge	+\$0
<b>T2</b>	1 1/4"-high painted metal top with squared edge	+\$0
<b>TE3</b>	Ethospace® pedestal top	+\$46
<b>T3</b>	1 1/4"-high painted metal top with radius edge	+\$48
<b>TL</b>	1 1/4"-high laminate top with thermoplastic edge	+\$63
<b>TR</b>	1 1/4"-high recut veneer top 	+\$112
<b>TF</b>	1 1/4"-high wood veneer top 	+\$16
<b>TV1</b>	1 1/8"-high wood veneer top and wood composite edge with oversail front 	+\$232

For veneer front (V-) with 18" deep (18-)

<b>NT</b>	no top	+\$0
<b>T1</b>	1"-high painted metal top with squared edge	+\$0
<b>T2</b>	1 1/4"-high painted metal top with squared edge	+\$0
<b>T3</b>	1 1/4"-high painted metal top with radius edge	+\$48
<b>TL</b>	1 1/4"-high laminate top with thermoplastic edge	+\$63
<b>TF</b>	1 1/4"-high wood veneer top 	+\$16
<b>TV1</b>	1 1/8"-high wood veneer top and wood composite edge with oversail front 	+\$232

For veneer front (V-) with 22" deep (22-), or 28" deep (28-)

<b>NT</b>	no top	+\$0
<b>T1</b>	1"-high painted metal top with squared edge	+\$0
<b>T2</b>	1 1/4"-high painted metal top with squared edge	+\$0
<b>TE3</b>	Ethospace® pedestal top	+\$46
<b>T3</b>	1 1/4"-high painted metal top with radius edge	+\$48
<b>TL</b>	1 1/4"-high laminate top with thermoplastic edge	+\$63
<b>TF</b>	1 1/4"-high wood veneer top 	+\$16
<b>TV1</b>	1 1/8"-high wood veneer top and wood composite edge with oversail front 	+\$232








# Bar-Pull Freestanding Pedestal

continued

## Step 9.

### Veneer Top Finish: Wood Veneer

For painted metal front (P-) with 1<sup>1</sup>/<sub>8</sub>"-high wood veneer top and wood composite edge with oversail front (TV<sub>1</sub>)

<b>40</b>	dark brown walnut 	+\$20
<b>ED</b>	aged cherry 	+\$20
<b>EK</b>	medium red walnut 	+\$20
<b>ET</b>	clear on ash 	+\$20
<b>EV</b>	walnut on ash 	+\$20
<b>UL</b>	natural maple 	+\$20
<b>UX</b>	walnut on cherry 	+\$20









### Veneer Top Finish: Recut Veneer

For painted metal front (P-) with 1<sup>1</sup>/<sub>4</sub>"-high recut veneer top (TR)

<b>RA</b>	light ash 	+\$0
<b>RK</b>	mahogany dark 	+\$0
<b>RM</b>	mahogany 	+\$0








### Veneer Top Finish: Wood Veneer

For painted metal front (P-) with 1<sup>1</sup>/<sub>4</sub>"-high wood veneer top (TF)

<b>2U</b>	light brown walnut 	+\$20
<b>40</b>	dark brown walnut 	+\$20
<b>ED</b>	aged cherry 	+\$20
<b>EK</b>	medium red walnut 	+\$20
<b>ET</b>	clear on ash 	+\$20
<b>EV</b>	walnut on ash 	+\$20
<b>UL</b>	natural maple 	+\$20
<b>UX</b>	walnut on cherry 	+\$20









### Veneer Front/Top Finish: Wood Veneer

For veneer front (V-) with 1<sup>1</sup>/<sub>8</sub>"-high wood veneer top and wood composite edge with oversail front (TV<sub>1</sub>)

<b>40</b>	dark brown walnut 	+\$28
<b>ED</b>	aged cherry 	+\$28
<b>EK</b>	medium red walnut 	+\$28
<b>ET</b>	clear on ash 	+\$28
<b>EV</b>	walnut on ash 	+\$28
<b>UL</b>	natural maple 	+\$28
<b>UX</b>	walnut on cherry 	+\$28









### Veneer Front Finish: Wood Veneer

For veneer front (V-) with no top (NT), 1"-high painted metal top with squared edge (T<sub>1</sub>), 1<sup>1</sup>/<sub>4</sub>"-high painted metal top with squared edge (T<sub>2</sub>), Ethospace® pedestal top (TE<sub>3</sub>), or 1<sup>1</sup>/<sub>4</sub>"-high painted metal top with radius edge (T<sub>3</sub>), or 1<sup>1</sup>/<sub>4</sub>"-high laminate top with thermoplastic edge (TL)

<b>2U</b>	light brown walnut 	+\$28
<b>40</b>	dark brown walnut 	+\$28
<b>ED</b>	aged cherry 	+\$28
<b>EK</b>	medium red walnut 	+\$28
<b>ET</b>	clear on ash 	+\$28
<b>EV</b>	walnut on ash 	+\$28
<b>UL</b>	natural maple 	+\$28
<b>UX</b>	walnut on cherry 	+\$28

### Veneer Front/Top Finish: Wood Veneer

For veneer front (V-) with 1<sup>1</sup>/<sub>4</sub>"-high wood veneer top (TF)

<b>2U</b>	light brown walnut 	+\$28
<b>40</b>	dark brown walnut 	+\$28
<b>ED</b>	aged cherry 	+\$28
<b>EK</b>	medium red walnut 	+\$28
<b>ET</b>	clear on ash 	+\$28
<b>EV</b>	walnut on ash 	+\$28
<b>UL</b>	natural maple 	+\$28
<b>UX</b>	walnut on cherry 	+\$28

## Step 10. Top Finish

For 1<sup>1</sup>/<sub>4</sub>"-high laminate top with thermoplastic edge (TL)

### Solid-Color Laminate

<b>8Q</b>	folkstone grey	+\$0
<b>91</b>	white	+\$0
<b>98</b>	studio white	+\$0
<b>CL</b>	cool grey neutral	+\$0
<b>HF</b>	inner tone light	+\$0
<b>HT</b>	inner tone	+\$0
<b>LT</b>	light tone	+\$0
<b>LU</b>	soft white	+\$0
<b>WL</b>	sandstone	+\$0
<b>WN</b>	warm grey neutral	+\$0

### Linen Laminate

<b>LBM</b>	crisp linen	+\$0
<b>LBN</b>	classic linen	+\$0
<b>LBP</b>	casual linen	+\$0

# Bar-Pull Freestanding Pedestal

continued

Mesh Laminate		
<b>LBK</b>	pewter mesh	+\$0
<b>LBL</b>	steel mesh	+\$0

Twill Laminate		
<b>LBF</b>	neutral twill	+\$0
<b>LBG</b>	sarum twill	+\$0
<b>LBH</b>	earthen twill	+\$0
<b>LBJ</b>	graphite twill	+\$0
<b>LBQ</b>	white twill	+\$0

Wood-Grain Laminate		
<b>HM</b>	natural maple	+\$0
<b>HP</b>	light anigre	+\$0
<b>LA</b>	light ash	+\$0
<b>LBA</b>	clear on ash	+\$0
<b>LBB</b>	oak on ash	+\$0
<b>LBC</b>	walnut on ash	+\$0
<b>LBD</b>	dark brown walnut	+\$0
<b>LBE</b>	medium red walnut	+\$0
<b>LM</b>	mahogany	+\$0
<b>76</b>	light brown walnut	+\$0
<b>HX</b>	aged cherry	+\$0
<b>HY</b>	walnut on cherry	+\$0

Zephyr Laminate		
<b>28</b>	canyon	+\$0
<b>29</b>	misted	+\$0

Step 11. Edge Finish		
<i>For 1 1/4"-high laminate top with thermoplastic edge (TL)</i>		
<b>28</b>	canyon	+\$0
<b>29</b>	misted	+\$0
<b>76</b>	light brown walnut	+\$0
<b>8Q</b>	folkstone grey	+\$0
<b>91</b>	white	+\$0
<b>98</b>	studio white	+\$0
<b>BU</b>	black umber	+\$0
<b>CL</b>	cool grey neutral	+\$0
<b>G2</b>	graphite satin	+\$0
<b>HF</b>	inner tone light	+\$0
<b>HM</b>	natural maple	+\$0
<b>HP</b>	light anigre	+\$0
<b>HT</b>	inner tone	+\$0
<b>HX</b>	aged cherry	+\$0
<b>HY</b>	walnut on cherry	+\$0
<b>LA</b>	light ash	+\$0

<b>LBA</b>	clear on ash	+\$0
<b>LBB</b>	oak on ash	+\$0
<b>LBC</b>	walnut on ash	+\$0
<b>LBD</b>	dark brown walnut	+\$0
<b>LBE</b>	medium red walnut	+\$0
<b>LBK</b>	pewter mesh	+\$0
<b>LBL</b>	steel mesh	+\$0
<b>LBM</b>	crisp linen	+\$0
<b>LBN</b>	classic linen	+\$0
<b>LBP</b>	casual linen	+\$0
<b>LBF</b>	neutral twill	+\$0
<b>LBG</b>	sarum twill	+\$0
<b>LBH</b>	earthen twill	+\$0
<b>LBJ</b>	graphite twill	+\$0
<b>LBQ</b>	white twill	+\$0
<b>LM</b>	mahogany	+\$0
<b>LU</b>	soft white	+\$0
<b>MT</b>	medium tone	+\$0
<b>SG</b>	slate grey	+\$0
<b>WA</b>	wheat	+\$0
<b>WL</b>	sandstone	+\$0
<b>WN</b>	warm grey neutral	+\$0

Step 12. Lock		
<i>For no top (NT), 1 1/4"-high laminate top with thermoplastic edge (TL), or 1 1/8"-high wood veneer top and wood composite edge with oversail front (TV1)</i>		
<b>NL</b>	no lock	-\$30

<i>For 1"-high painted metal top with squared edge (T1), 1 1/4"-high painted metal top with squared edge (T2), 1 1/4"-high painted metal top with radius edge (T3), Ethospace® pedestal top (TE3), 1 1/4"-high laminate top with thermoplastic edge (TL), 1 1/4"-high recut veneer top (TR), or 1 1/4"-high wood veneer top (TF)</i>		
<b>KA</b>	keyed alike	-\$10
<b>KC</b>	keyed differently, chrome	+\$0
<b>KD</b>	keyed differently, black	+\$0

# Bar-Pull Freestanding Pedestal

continued

Meridian® Pedestals

Step 13. Pull Finish		
<b>8Q</b>	folkstone grey	+\$0
<b>91</b>	white	+\$0
<b>G1</b>	graphite <span>A</span>	+\$0
<b>WL</b>	sandstone <span>A</span>	+\$0
<b>CN</b>	metallic champagne <span>A</span>	+\$0
<b>MS</b>	metallic silver	+\$0
<b>79</b>	green apple <span>A</span>	+\$10
<b>MY3</b>	yellow oxide <span>A</span>	+\$10
<b>RO</b>	red <span>A</span>	+\$10
<b>TRQ</b>	turquoise <span>A</span>	+\$10

Step 14. Base Height		
<b>B1</b>	1"-high base	+\$0
<b>B2</b>	1½"-high base	+\$0
<b>B3</b>	2¼"-high base	+\$0
<b>B4</b>	3¼"-high base	+\$0
<b>BA</b>	1"-high recessed base	+\$32
<b>BB</b>	1½"-high recessed base	+\$32
<b>BC</b>	2¼"-high recessed base	+\$32
<b>BD</b>	3¼"-high recessed base	+\$32
<b>B5</b>	4¼"-high base	+\$32

Step 15. Counterweight		
<b>NO</b>	no counterweight	+\$0
<b>CB</b>	counterweight	+\$88

Step 16. Compressor		
---------------------	--	--

For file/file (FF)

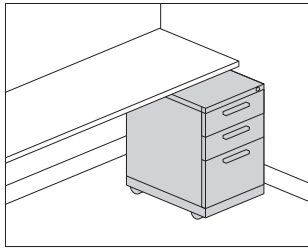
<b>DC</b>	hanging rail, no compressor	-\$24
<b>C</b>	standard compressor	+\$0

For box/box/file (BBF) or personal/personal/box/file (PPBF)

<b>DC</b>	hanging rail, no compressor	-\$12
<b>DC</b>	hanging rail, no compressor	+\$0
<b>C</b>	standard compressor	+\$0

# Bar-Pull Mobile Pedestal

M1KP-  
M1KV-



## Product Information

### Description

This 15"-wide mobile pedestal has bar pulls and smooth or textured steel. It has no top or a metal, laminate, or veneer top. The pedestal has a 2 1/2"-high base with casters and counterweights. Actual pedestal depths are 17 7/8", 21 7/8", or 27 7/8". The pedestal is available in a variety of drawer configurations. File drawers include a file compressor; box drawers include an adjustable drawer divider. The pedestal with squared-edge metal top is available with a hand grip; the 22"- and 28"-deep pedestals with squared-edge metal tops are available with transit handles.

### Notes

Grain direction is vertical for veneer-front pedestals.

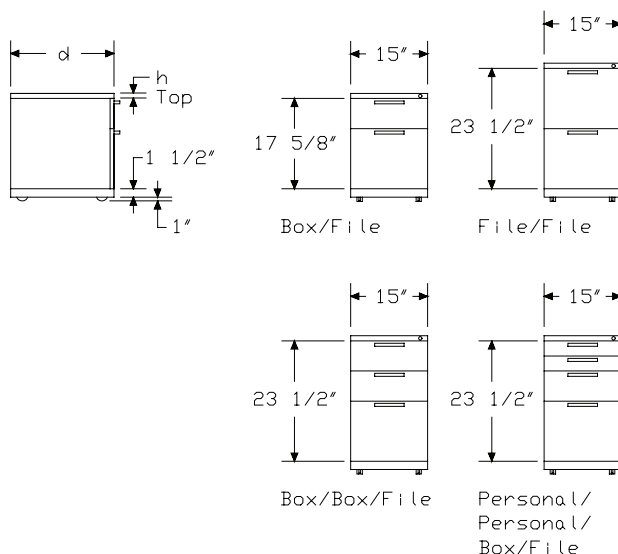
Order optional accessories separately:

- Drawer divider (73-1567-D)
- File drawer organizer (73-9874-FDO)
- File drawer organizer (LG901)
- Pencil tray (73-1516-PT)
- Stationery tray (73-7082-SST)

No lock option (NL) can only be specified on pedestals with no top option (NT), laminate top option (TL), or veneer top option (TV1).

For keyed-alike locks, order lock plugs separately. See Keyed-Alike Information in Appendices.

## Dimensions



## Specification Information

### Step 1.

**M1K**

### Step 2. Front Material

**P-** painted metal front  
**V-** veneer front

### Step 3. Width

**15** 15" wide

### Step 4. Depth

**18-** 18" deep  
**22-** 22" deep  
**28-** 28" deep

### Step 5. Configuration

**BF** box/file  
**FF** file/file  
**BBF** box/box/file  
**PPBF** personal/personal/box/file

### Prices for Steps 1-5.

			<b>BF</b>	<b>FF</b>	<b>BBF</b>	<b>PPBF</b>
<b>M1KP-</b>	<b>15</b>	<b>18-</b>	\$737	839	868	944
		<b>22-</b>	\$754	862	892	970
		<b>28-</b>	\$780	899	918	1000

			<b>BF</b>	<b>FF</b>	<b>BBF</b>	<b>PPBF</b>
<b>M1KV-</b>	<b>15</b>	<b>18-</b>	\$1173	1330	1445	1615
		<b>22-</b>	\$1191	1358	1472	1642
		<b>28-</b>	\$1222	1397	1510	1685

### Step 6. Paint/Steel Type

**SS** smooth paint on smooth steel +\$0  
**TS** smooth paint on textured steel +\$20  
**XS** textured paint on smooth steel +\$0

## Step 7. Surface Finish

## Nonmetallic Paint

For smooth paint on smooth steel (SS) or smooth paint on textured steel (TS)

<b>8Q</b>	folkstone grey	+\$0
<b>91</b>	white	+\$0
<b>98</b>	studio white <span>A</span>	+\$0
<b>9J</b>	sparrow	+\$0
<b>BU</b>	black umber	+\$0
<b>G2</b>	graphite satin	+\$0
<b>HF</b>	inner tone light	+\$0
<b>HT</b>	inner tone	+\$0
<b>LT</b>	light tone	+\$0
<b>LU</b>	soft white	+\$0
<b>MT</b>	medium tone	+\$0
<b>SG</b>	slate grey	+\$0
<b>WA</b>	wheat	+\$0
<b>WL</b>	sandstone	+\$0

## Metallic Paint

For smooth paint on smooth steel (SS) or smooth paint on textured steel (TS)

<b>1209</b>	platinum	+\$0
<b>1210</b>	hematite	+\$0
<b>1212</b>	bronzite	+\$0
<b>CN</b>	metallic champagne	+\$0
<b>EH</b>	metallic bronze	+\$0
<b>MS</b>	metallic silver	+\$0

## Sand Texture Paint

For textured paint on smooth steel (XS)

<b>98</b>	studio white <span>A</span>	+\$0
-----------	-----------------------------	------

## Bright Sand Texture Paint

For textured paint on smooth steel (XS)

<b>91</b>	white	+\$0
<b>CL</b>	cool grey neutral	+\$0
<b>G1</b>	graphite	+\$0
<b>WN</b>	warm grey neutral	+\$0

## Step 8. Top

## For painted metal front (P-)

<b>NT</b>	no top	+\$0
<b>T1</b>	1"-high painted metal top with squared edge	+\$0
<b>T2</b>	1¼"-high painted metal top with squared edge	+\$0
<b>T3</b>	1¼"-high painted metal top with radius edge	+\$48
<b>TL</b>	1¼"-high laminate top with thermoplastic edge	+\$63
<b>TR</b>	1¼"-high recut veneer top <span>A</span>	+\$112
<b>TF</b>	1¼"-high wood veneer top <span>A</span>	+\$136
<b>TV1</b>	1⅛"-high wood veneer top and wood composite edge with oversail front <span>A</span>	+\$232

## For veneer front (V-)

<b>NT</b>	no top	+\$0
<b>T1</b>	1"-high painted metal top with squared edge	+\$0
<b>T2</b>	1¼"-high painted metal top with squared edge	+\$0
<b>T3</b>	1¼"-high painted metal top with radius edge	+\$48
<b>TL</b>	1¼"-high laminate top with thermoplastic edge	+\$63
<b>TF</b>	1¼"-high wood veneer top <span>A</span>	+\$136
<b>TV1</b>	1⅛"-high wood veneer top and wood composite edge with oversail front <span>A</span>	+\$232

## Step 9.

## Veneer Top Finish: Wood Veneer

For painted metal front (P-) with 1⅛"-high wood veneer top and wood composite edge with oversail front (TV1)

<b>40</b>	dark brown walnut <span>A</span>	+\$20
<b>ED</b>	aged cherry <span>A</span>	+\$20
<b>EK</b>	medium red walnut <span>A</span>	+\$20
<b>ET</b>	clear on ash <span>A</span>	+\$20
<b>EU</b>	oak on ash <span>A</span>	+\$20
<b>EV</b>	walnut on ash <span>A</span>	+\$20
<b>UL</b>	natural maple <span>A</span>	+\$20
<b>UX</b>	walnut on cherry <span>A</span>	+\$20

## Veneer Top Finish: Recut Veneer










For painted metal front (P-) with 1¼"-high recut veneer top (TR)

<b>RA</b>	light ash <span>A</span>	+\$0
<b>RK</b>	mahogany dark <span>A</span>	+\$0
<b>RM</b>	mahogany <span>A</span>	+\$0











## Veneer Top Finish: Wood Veneer

For painted metal front (P-) with 1<sup>1</sup>/<sub>4</sub>"-high wood veneer top (TF)

<b>2U</b>	light brown walnut 	+\$20
<b>40</b>	dark brown walnut 	+\$20
<b>ED</b>	aged cherry 	+\$20
<b>EK</b>	medium red walnut 	+\$20
<b>ET</b>	clear on ash 	+\$20
<b>EU</b>	oak on ash 	+\$20
<b>EV</b>	walnut on ash 	+\$20
<b>UL</b>	natural maple 	+\$20
<b>UX</b>	walnut on cherry 	+\$20










## Veneer Front/Top Finish: Wood Veneer

For veneer front (V-) with 1<sup>1</sup>/<sub>8</sub>"-high wood veneer top and wood composite edge with oversail front (TV1)

<b>40</b>	dark brown walnut 	+\$28
<b>ED</b>	aged cherry 	+\$28
<b>EK</b>	medium red walnut 	+\$28
<b>ET</b>	clear on ash 	+\$28
<b>EU</b>	oak on ash 	+\$28
<b>EV</b>	walnut on ash 	+\$28
<b>UL</b>	natural maple 	+\$28
<b>UX</b>	walnut on cherry 	+\$28










## Veneer Front Finish: Wood Veneer

For veneer front (V-) with no top (NT), 1"-high painted metal top with squared edge (T1), 1<sup>1</sup>/<sub>4</sub>"-high painted metal top with squared edge (T2), or 1<sup>1</sup>/<sub>4</sub>"-high painted metal top with radius edge (T3), or 1<sup>1</sup>/<sub>4</sub>"-high laminate top with thermoplastic edge (TL)

<b>2U</b>	light brown walnut 	+\$28
<b>40</b>	dark brown walnut 	+\$28
<b>ED</b>	aged cherry 	+\$28
<b>EK</b>	medium red walnut 	+\$28
<b>ET</b>	clear on ash 	+\$28
<b>EU</b>	oak on ash 	+\$28
<b>EV</b>	walnut on ash 	+\$28
<b>UL</b>	natural maple 	+\$28
<b>UX</b>	walnut on cherry 	+\$28

## Veneer Front/Top Finish: Wood Veneer

For veneer front (V-) with 1<sup>1</sup>/<sub>4</sub>"-high wood veneer top (TF)

<b>2U</b>	light brown walnut 	+\$28
<b>40</b>	dark brown walnut 	+\$28
<b>ED</b>	aged cherry 	+\$28
<b>EK</b>	medium red walnut 	+\$28
<b>ET</b>	clear on ash 	+\$28
<b>EU</b>	oak on ash 	+\$28
<b>EV</b>	walnut on ash 	+\$28
<b>UL</b>	natural maple 	+\$28
<b>UX</b>	walnut on cherry 	+\$28

## Step 10. Top Finish

For 1<sup>1</sup>/<sub>4</sub>"-high laminate top with thermoplastic edge (TL)

## Solid-Color Laminate

<b>8Q</b>	folkstone grey	+\$0
<b>91</b>	white	+\$0
<b>98</b>	studio white	+\$0
<b>CL</b>	cool grey neutral	+\$0
<b>HF</b>	inner tone light	+\$0
<b>HT</b>	inner tone	+\$0
<b>LT</b>	light tone	+\$0
<b>LU</b>	soft white	+\$0
<b>WL</b>	sandstone	+\$0
<b>WN</b>	warm grey neutral	+\$0

## Linen Laminate

<b>LBM</b>	crisp linen	+\$0
<b>LBN</b>	classic linen	+\$0
<b>LBP</b>	casual linen	+\$0

## Mesh Laminate

<b>LBK</b>	pewter mesh	+\$0
<b>LBL</b>	steel mesh	+\$0

## Twill Laminate

<b>LBF</b>	neutral twill	+\$0
<b>LBG</b>	sarum twill	+\$0
<b>LBH</b>	earthen twill	+\$0
<b>LBJ</b>	graphite twill	+\$0
<b>LBQ</b>	white twill	+\$0

Wood-Grain Laminate		
<b>HM</b>	natural maple	+\$0
<b>HP</b>	light anigre	+\$0
<b>LA</b>	light ash	+\$0
<b>LBA</b>	clear on ash	+\$0
<b>LBB</b>	oak on ash	+\$0
<b>LBC</b>	walnut on ash	+\$0
<b>LBD</b>	dark brown walnut	+\$0
<b>LBE</b>	medium red walnut	+\$0
<b>LM</b>	mahogany	+\$0
<b>76</b>	light brown walnut	+\$0
<b>HX</b>	aged cherry	+\$0
<b>HY</b>	walnut on cherry	+\$0

Zephyr Laminate		
<b>28</b>	canyon	+\$0
<b>29</b>	misted	+\$0

Step 11. Edge Finish		
<i>For 1 1/4"-high laminate top with thermoplastic edge (TL)</i>		
<b>28</b>	canyon	+\$0
<b>29</b>	misted	+\$0
<b>76</b>	light brown walnut	+\$0
<b>8Q</b>	folkstone grey	+\$0
<b>91</b>	white	+\$0
<b>98</b>	studio white	+\$0
<b>BU</b>	black umber	+\$0
<b>CL</b>	cool grey neutral	+\$0
<b>G2</b>	graphite satin	+\$0
<b>HF</b>	inner tone light	+\$0
<b>HM</b>	natural maple	+\$0
<b>HP</b>	light anigre	+\$0
<b>HT</b>	inner tone	+\$0
<b>HX</b>	aged cherry	+\$0
<b>HY</b>	walnut on cherry	+\$0
<b>LA</b>	light ash	+\$0
<b>LBA</b>	clear on ash	+\$0
<b>LBB</b>	oak on ash	+\$0
<b>LBC</b>	walnut on ash	+\$0
<b>LBD</b>	dark brown walnut	+\$0
<b>LBE</b>	medium red walnut	+\$0
<b>LBK</b>	pewter mesh	+\$0
<b>LBL</b>	steel mesh	+\$0
<b>LBM</b>	crisp linen	+\$0
<b>LBN</b>	classic linen	+\$0
<b>LBP</b>	casual linen	+\$0
<b>LBF</b>	neutral twill	+\$0

<b>LBG</b>	sarum twill	+\$0
<b>LBH</b>	earthen twill	+\$0
<b>LBJ</b>	graphite twill	+\$0
<b>LBQ</b>	white twill	+\$0
<b>LM</b>	mahogany	+\$0
<b>LU</b>	soft white	+\$0
<b>MT</b>	medium tone	+\$0
<b>SG</b>	slate grey	+\$0
<b>WA</b>	wheat	+\$0
<b>WL</b>	sandstone	+\$0
<b>WN</b>	warm grey neutral	+\$0

## Step 12. Lock

*For no top (NT), 1 1/4"-high laminate top with thermoplastic edge (TL), or 1 1/8"-high wood veneer top and wood composite edge with oversail front (TV1)*

<b>NL</b>	no lock	-\$30
-----------	---------	-------

*For 1"-high painted metal top with squared edge (T1), 1 1/4"-high painted metal top with squared edge (T2), 1 1/4"-high painted metal top with radius edge (T3), 1 1/4"-high recut veneer top (TR), or 1 1/4"-high wood veneer top (TF)*

<b>KA</b>	keyed alike	-\$10
<b>KC</b>	keyed differently, chrome	+\$0
<b>KD</b>	keyed differently, black	+\$0

## Step 13. Handle

*For 18" deep (18-) with 1"-high painted metal top with squared edge (T1), or 1 1/4"-high painted metal top with squared edge (T2)*

<b>HN</b>	no hand grip or transit handle	+\$0
<b>H1</b>	hand grip only	+\$48

*For 22" deep (22-) or 28" deep (28-) with 1"-high painted metal top with squared edge (T1), or 1 1/4"-high painted metal top with squared edge (T2)*

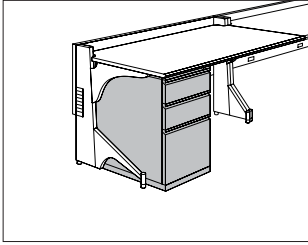
<b>HN</b>	no hand grip or transit handle	+\$0
<b>H1</b>	hand grip only	+\$48
<b>H2</b>	transit handle only	+\$95
<b>H3</b>	hand grip and transit handle	+\$142

## Step 14. Pull Finish

<b>MS</b>	metallic silver	+\$0
-----------	-----------------	------

Bar-Pull Mobile Pedestal *continued*

Step 15. Compressor		
<i>For box/file (BF), box/box/file (BBF), or personal/personal/box/file (PPBF)</i>		
<b>DC</b>	hanging rail, no compressor	-\$12
<b>C</b>	standard compressor	+\$0



## Product Information

### Description

This 15"- or 18"-wide freestanding pedestal has bevel pulls and smooth or textured steel. It has no top or a metal, laminate, or veneer top. 5 base heights are available; all bases include adjustable glides. Actual pedestal depths are 17<sup>7</sup>/<sub>8</sub>", 21<sup>7</sup>/<sub>8</sub>", or 27<sup>7</sup>/<sub>8</sub>". The pedestal is available in a variety of drawer configurations. File drawers include a file compressor; box drawers include an adjustable drawer divider.

### Notes

For additional stability, specify counterweight option (CB).  
Stacking pedestals is not recommended.  
When Ethospace® pedestal top (TE3) is required on pedestal configurations FF, BBF, PPBF, and BBBB, the 1<sup>1</sup>/<sub>2</sub>"-high base (B2) is recommended.  
Order optional accessories for 15"-wide pedestal separately:

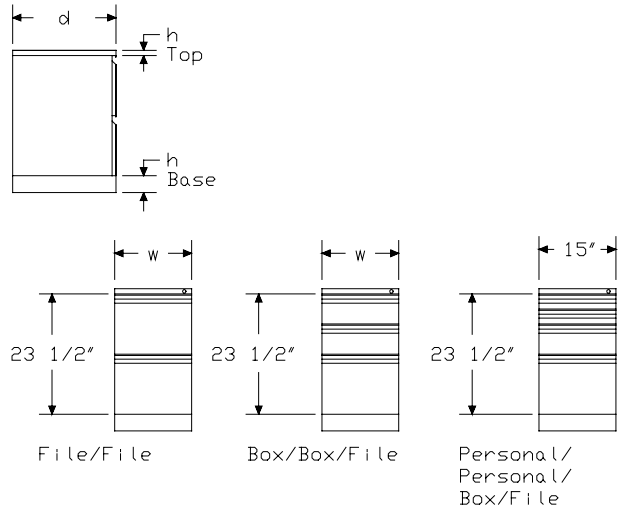
- Drawer divider (73-1567-D)
- File drawer organizer (73-9874-FDO)
- File drawer organizer (LG901)
- Pencil tray (73-1516-PT)
- Stationery tray (73-7082-SST)

Order optional accessories for 18"-wide pedestal separately:

- Drawer divider (73-1867-D)
- File drawer organizer (LG901)
- Pencil tray (73-1816-PT)
- Stationery tray (73-7082-SST-SP)

No lock option (NL) can only be specified on pedestals with no top option (NT), laminate top option (TL), or veneer top option (TV1).  
For keyed-alike locks, order lock plugs separately. See Keyed-Alike Information in Appendices.

## Dimensions



# Bevel-Pull Freestanding Pedestal

continued

## Specification Information

### Step 1.

**F14-**

### Step 2. Width

**15** 15" wide

**18** 18" wide

### Step 3. Depth

**18-** 18" deep

**22-** 22" deep

**28-** 28" deep

### Step 4. Configuration

#### For 15" wide (15)

**FF** file/file

**BBF** box/box/file

**PPBF** personal/personal/box/file

**BBBB** box/box/box/box

#### For 18" wide (18)

**FF** file/file

**BBF** box/box/file

**BBBB** box/box/box/box

### Prices for Steps 1-4.

		<b>FF</b>	<b>BBF</b>	<b>PPBF</b>	<b>BBBB</b>
<b>F14-15</b>	<b>18-</b>	\$654	683	760	802
	<b>22-</b>	\$679	707	785	826
	<b>28-</b>	\$696	735	813	854
<b>F14-18</b>	<b>18-</b>	\$679	712	—	831
	<b>22-</b>	\$709	737	—	856
	<b>28-</b>	\$735	763	—	881

### Step 5. Paint/Steel Type

<b>SS</b>	smooth paint on smooth steel	+\$0
<b>TS</b>	smooth paint on textured steel	+\$20
<b>XS</b>	textured paint on smooth steel	+\$0

### Step 6. Surface Finish

#### Nonmetallic Paint

*For smooth paint on smooth steel (SS) or smooth paint on textured steel (TS)*

<b>8Q</b>	folkstone grey	+\$0
<b>91</b>	white	+\$0
<b>98</b>	studio white <b>A</b>	+\$0
<b>9J</b>	sparrow	+\$0
<b>BU</b>	black umber	+\$0
<b>G2</b>	graphite satin	+\$0
<b>HF</b>	inner tone light	+\$0
<b>HT</b>	inner tone	+\$0
<b>LT</b>	light tone	+\$0
<b>LU</b>	soft white	+\$0
<b>MT</b>	medium tone	+\$0
<b>SG</b>	slate grey	+\$0
<b>WA</b>	wheat	+\$0
<b>WL</b>	sandstone	+\$0

#### Metallic Paint

*For smooth paint on smooth steel (SS) or smooth paint on textured steel (TS)*

<b>1209</b>	platinum	+\$0
<b>1210</b>	hematite	+\$0
<b>1212</b>	bronzite	+\$0
<b>CN</b>	metallic champagne	+\$0
<b>EH</b>	metallic bronze	+\$0
<b>MS</b>	metallic silver	+\$0

#### Sand Texture Paint

*For textured paint on smooth steel (XS)*

<b>98</b>	studio white <b>A</b>	+\$0
-----------	-----------------------	------

#### Bright Sand Texture Paint

*For textured paint on smooth steel (XS)*

<b>91</b>	white	+\$0
<b>CL</b>	cool grey neutral	+\$0
<b>G1</b>	graphite	+\$0
<b>WN</b>	warm grey neutral	+\$0

Meridian® Pedestals

# Bevel-Pull Freestanding Pedestal

continued

## Step 7. Top

*Ethospace® Pedestal Top (TE3) available only on 15"-wide, 22"- or 28"-deep pedestals.*

<b>NT</b>	no top	+\$0
<b>T1</b>	1"-high painted metal top with squared edge	+\$0
<b>T2</b>	1 1/4"-high painted metal top with squared edge	+\$0
<b>T3</b>	1 1/4"-high painted metal top with radius edge	+\$48
<b>TL</b>	1 1/4"-high laminate top with thermoplastic edge	+\$63
<b>TR</b>	1 1/4"-high recut veneer top <input type="checkbox"/> A	+\$112
<b>TF</b>	1 1/4"-high wood veneer top <input type="checkbox"/> A	+\$136
<b>TV1</b>	1 1/8"-high wood veneer top and wood composite edge with oversail front <input type="checkbox"/> A	+\$232

*For 15" wide (15) with 22" deep (22-), or 28" deep (28-)*

<b>NT</b>	no top	+\$0
<b>T1</b>	1"-high painted metal top with squared edge	+\$0
<b>T2</b>	1 1/4"-high painted metal top with squared edge	+\$0
<b>TE3</b>	Ethospace® pedestal top	+\$46
<b>T3</b>	1 1/4"-high painted metal top with radius edge	+\$48
<b>TL</b>	1 1/4"-high laminate top with thermoplastic edge	+\$63
<b>TR</b>	1 1/4"-high recut veneer top <input type="checkbox"/> A	+\$112
<b>TF</b>	1 1/4"-high wood veneer top <input type="checkbox"/> A	+\$136
<b>TV1</b>	1 1/8"-high wood veneer top and wood composite edge with oversail front <input type="checkbox"/> A	+\$232

## Step 8. Lock

*For no top (NT), 1 1/4"-high laminate top with thermoplastic edge (TL) AND 1 1/8"-high wood veneer top and wood composite edge with oversail front (TV1)*

<b>NL</b>	no lock	-\$30
-----------	---------	-------

*For 1"-high painted metal top with squared edge (T1), 1 1/4"-high painted metal top with squared edge (T2), 1 1/4"-high painted metal top with radius edge (T3), Ethospace® pedestal top (TE3), 1 1/4"-high recut veneer top (TR) AND 1 1/4"-high wood veneer top (TF)*

<b>KA</b>	keyed alike	-\$10
<b>KC</b>	keyed differently, chrome	+\$0
<b>KD</b>	keyed differently, black	+\$0

## Step 9.

Top Finish: Solid-Color Laminate

*For 1 1/4"-high laminate top with thermoplastic edge (TL)*

<b>8Q</b>	folkstone grey	+\$0
<b>91</b>	white	+\$0
<b>98</b>	studio white	+\$0
<b>CL</b>	cool grey neutral	+\$0
<b>HF</b>	inner tone light	+\$0
<b>HT</b>	inner tone	+\$0
<b>LU</b>	soft white	+\$0
<b>WL</b>	sandstone	+\$0
<b>WN</b>	warm grey neutral	+\$0

Top Finish: Linen Laminate

*For 1 1/4"-high laminate top with thermoplastic edge (TL)*

<b>LBM</b>	crisp linen	+\$0
<b>LBN</b>	classic linen	+\$0
<b>LBP</b>	casual linen	+\$0

Top Finish: Mesh Laminate

*For 1 1/4"-high laminate top with thermoplastic edge (TL)*

<b>LBK</b>	pewter mesh	+\$0
<b>LBL</b>	steel mesh	+\$0

Top Finish: Twill Laminate

*For 1 1/4"-high laminate top with thermoplastic edge (TL)*

<b>LBF</b>	neutral twill	+\$0
<b>LBG</b>	sarum twill	+\$0
<b>LBH</b>	earthen twill	+\$0
<b>LBJ</b>	graphite twill	+\$0
<b>LBQ</b>	white twill	+\$0

Top Finish: Wood-Grain Laminate

*For 1 1/4"-high laminate top with thermoplastic edge (TL)*

<b>HM</b>	natural maple	+\$0
<b>HP</b>	light anigre	+\$0
<b>LA</b>	light ash	+\$0
<b>LBA</b>	clear on ash	+\$0
<b>LBB</b>	oak on ash	+\$0
<b>LBC</b>	walnut on ash	+\$0
<b>LBD</b>	dark brown walnut	+\$0
<b>LBE</b>	medium red walnut	+\$0
<b>LM</b>	mahogany	+\$0
<b>76</b>	light brown walnut	+\$0
<b>HX</b>	aged cherry	+\$0
<b>HY</b>	walnut on cherry	+\$0

# Bevel-Pull Freestanding Pedestal

continued

## Top Finish: Zephyr Laminate

For 1<sup>1</sup>/<sub>4</sub>"-high laminate top with thermoplastic edge (TL)

<b>28</b>	canyon	+\$0
<b>29</b>	misted	+\$0

## Veneer Top Finish: Recut Veneer

For 1<sup>1</sup>/<sub>4</sub>"-high recut veneer top (TR)

<b>RA</b>	light ash <input type="checkbox"/>	+\$0
<b>RK</b>	mahogany dark <input type="checkbox"/>	+\$0
<b>RM</b>	mahogany <input type="checkbox"/>	+\$0

## Veneer Top Finish: Wood Veneer

For 1<sup>1</sup>/<sub>4</sub>"-high wood veneer top (TF)

<b>2U</b>	light brown walnut <input type="checkbox"/>	+\$20
<b>40</b>	dark brown walnut <input type="checkbox"/>	+\$20
<b>ED</b>	aged cherry <input type="checkbox"/>	+\$20
<b>EK</b>	medium red walnut <input type="checkbox"/>	+\$20
<b>ET</b>	clear on ash <input type="checkbox"/>	+\$20
<b>EU</b>	oak on ash <input type="checkbox"/>	+\$20
<b>EV</b>	walnut on ash <input type="checkbox"/>	+\$20
<b>UL</b>	natural maple <input type="checkbox"/>	+\$20
<b>UX</b>	walnut on cherry <input type="checkbox"/>	+\$20

## Veneer Top Finish: Wood Veneer

For 1<sup>1</sup>/<sub>8</sub>"-high wood veneer top and wood composite edge with oversail front (TV1)

<b>40</b>	dark brown walnut <input type="checkbox"/>	+\$20
<b>ED</b>	aged cherry <input type="checkbox"/>	+\$20
<b>EK</b>	medium red walnut <input type="checkbox"/>	+\$20
<b>ET</b>	clear on ash <input type="checkbox"/>	+\$20
<b>EU</b>	oak on ash <input type="checkbox"/>	+\$20
<b>EV</b>	walnut on ash <input type="checkbox"/>	+\$20
<b>UL</b>	natural maple <input type="checkbox"/>	+\$20
<b>UX</b>	walnut on cherry <input type="checkbox"/>	+\$20

## Step 10. Edge Finish

For 1<sup>1</sup>/<sub>4</sub>"-high laminate top with thermoplastic edge (TL)

<b>28</b>	canyon	+\$0
<b>29</b>	misted	+\$0
<b>76</b>	light brown walnut	+\$0
<b>8Q</b>	folkstone grey	+\$0
<b>91</b>	white	+\$0
<b>98</b>	studio white	+\$0
<b>BU</b>	black umber	+\$0
<b>CL</b>	cool grey neutral	+\$0
<b>G2</b>	graphite satin	+\$0
<b>HF</b>	inner tone light	+\$0

<b>HM</b>	natural maple	+\$0
<b>HP</b>	light anigre	+\$0
<b>HT</b>	inner tone	+\$0
<b>HX</b>	aged cherry	+\$0
<b>HY</b>	walnut on cherry	+\$0
<b>LA</b>	light ash	+\$0
<b>LBA</b>	clear on ash	+\$0
<b>LBB</b>	oak on ash	+\$0
<b>LBC</b>	walnut on ash	+\$0
<b>LBD</b>	dark brown walnut	+\$0
<b>LBE</b>	medium red walnut	+\$0
<b>LBK</b>	pewter mesh	+\$0
<b>LBL</b>	steel mesh	+\$0
<b>LBM</b>	crisp linen	+\$0
<b>LBN</b>	classic linen	+\$0
<b>LBP</b>	casual linen	+\$0
<b>LBF</b>	neutral twill	+\$0
<b>LBG</b>	sarum twill	+\$0
<b>LBH</b>	earthen twill	+\$0
<b>LBJ</b>	graphite twill	+\$0
<b>LBQ</b>	white twill	+\$0
<b>LM</b>	mahogany	+\$0
<b>LU</b>	soft white	+\$0
<b>MT</b>	medium tone	+\$0
<b>SG</b>	slate grey	+\$0
<b>WA</b>	wheat	+\$0
<b>WL</b>	sandstone	+\$0
<b>WN</b>	warm grey neutral	+\$0

## Step 11. Base Height

<b>B1</b>	1"-high base	+\$0
<b>B2</b>	1 <sup>1</sup> / <sub>2</sub> "-high base	+\$0
<b>B3</b>	2 <sup>1</sup> / <sub>4</sub> "-high base	+\$0
<b>B4</b>	3 <sup>1</sup> / <sub>4</sub> "-high base	+\$0
<b>BA</b>	1"-high recessed base	+\$32
<b>BB</b>	1 <sup>1</sup> / <sub>2</sub> "-high recessed base	+\$32
<b>BC</b>	2 <sup>1</sup> / <sub>4</sub> "-high recessed base	+\$32
<b>BD</b>	3 <sup>1</sup> / <sub>4</sub> "-high recessed base	+\$32
<b>B5</b>	4 <sup>1</sup> / <sub>4</sub> "-high base	+\$32

## Step 12. Counterweight

<b>NO</b>	no counterweight	+\$0
<b>CB</b>	counterweight	+\$88

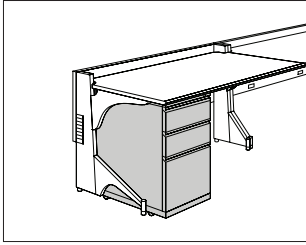
# Bevel-Pull Freestanding Pedestal

continued

Meridian® Pedestals

Step 13. Compressor		
<i>For file/file (FF)</i>		
DC	hanging rail, no compressor	-\$24
C	standard compressor	+\$0
<i>For box/box/file (BBF) or personal/personal/box/file (PPBF)</i>		
DC	hanging rail, no compressor	-\$12
C	standard compressor	+\$0





### Product Information

#### Description

This 15"- or 18"-wide mobile pedestal has bevel pulls and smooth or textured steel. It has no top or a metal, laminate, or veneer top. The pedestal has a  $2\frac{1}{2}$ "-high base with casters and counterweights. Actual pedestal depths are  $17\frac{7}{8}$ ",  $21\frac{7}{8}$ ", or  $27\frac{7}{8}$ ". The pedestal is available in a variety of drawer configurations. File drawers include a file compressor; box drawers include an adjustable drawer divider. The pedestal with squared-edge metal top is available with a hand grip; the 22"- and 28"-deep pedestals with squared-edge metal tops are available with transit handles.

#### Notes

Order optional accessories for 15"-wide pedestal separately:

- Drawer divider (73-1567-D)
- File drawer organizer (73-9874-FDO)
- File drawer organizer (LG901)
- Pencil tray (73-1516-PT)
- Stationery tray (73-7082-SST)

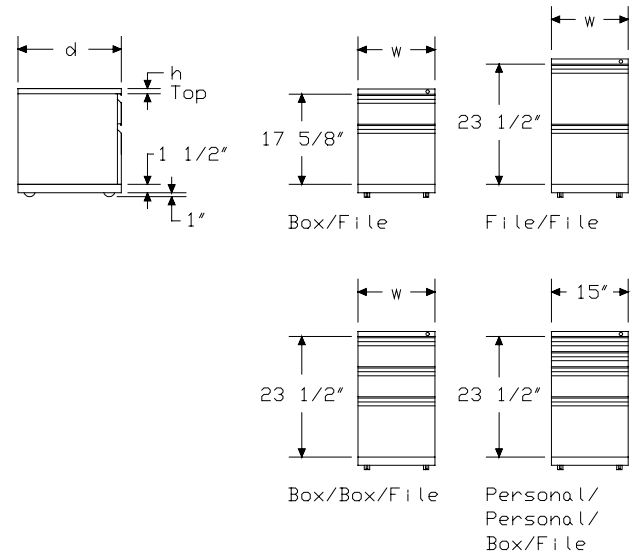
Order optional accessories for 18"-wide pedestal separately:

- Drawer divider (73-1867-D)
- File drawer organizer (LG901)
- Pencil tray (73-1816-PT)
- Stationery tray (73-7082-SST-SP)

No lock option (NL) can only be specified on pedestals with no top option (NT), laminate top option (TL), or veneer top option (TV1).

For keyed-alike locks, order lock plugs separately. See Keyed-Alike Information in Appendices.




### Dimensions



Specification Information						
Step 1.						
M14-						
Step 2. Width						
15	15" wide					
18	18" wide					
Step 3. Depth						
18-	18" deep					
22-	22" deep					
28-	28" deep					
Step 4. Configuration						
For 15" wide (15)						
BF	box/file					
FF	file/file					
BBF	box/box/file					
PPBF	personal/personal/box/file					
BBB	box/box/box					
BBBB	box/box/box/box					
For 18" wide (18)						
BF	box/file					
FF	file/file					
BBF	box/box/file					
BBB	box/box/box					
BBBB	box/box/box/box					
Prices for Steps 1-4.						
	BF	FF	BBF	PPBF	BBB	BBBB
M14-15 18-	\$696	798	827	903	810	945
22-	\$713	820	851	929	831	967
28-	\$739	857	877	958	856	995
M14-18 18-	\$711	822	856	—	830	976
22-	\$729	852	879	—	846	998
28-	\$752	877	905	—	872	1036
Step 5. Paint/Steel Type						
SS	smooth paint on smooth steel					+\$0
TS	smooth paint on textured steel					+\$20
XS	textured paint on smooth steel					+\$0

Step 6. Surface Finish		
Nonmetallic Paint		
<i>For smooth paint on smooth steel (SS) or smooth paint on textured steel (TS)</i>		
<b>8Q</b>	folkstone grey	+\$0
<b>91</b>	white	+\$0
<b>98</b>	studio white <span>A</span>	+\$0
<b>9J</b>	sparrow	+\$0
<b>BU</b>	black umber	+\$0
<b>G2</b>	graphite satin	+\$0
<b>HF</b>	inner tone light	+\$0
<b>HT</b>	inner tone	+\$0
<b>LT</b>	light tone	+\$0
<b>LU</b>	soft white	+\$0
<b>MT</b>	medium tone	+\$0
<b>SG</b>	slate grey	+\$0
<b>WA</b>	wheat	+\$0
<b>WL</b>	sandstone	+\$0
Metallic Paint		
<i>For smooth paint on smooth steel (SS) or smooth paint on textured steel (TS)</i>		
<b>1209</b>	platinum	+\$0
<b>1210</b>	hematite	+\$0
<b>1212</b>	bronzite	+\$0
<b>CN</b>	metallic champagne	+\$0
<b>EH</b>	metallic bronze	+\$0
<b>MS</b>	metallic silver	+\$0
Sand Texture Paint		
<i>For textured paint on smooth steel (XS)</i>		
<b>98</b>	studio white	+\$0
Bright Sand Texture Paint		
<i>For textured paint on smooth steel (XS)</i>		
<b>91</b>	white	+\$0
<b>CL</b>	cool grey neutral	+\$0
<b>G1</b>	graphite	+\$0
<b>WN</b>	warm grey neutral	+\$0

## Step 7. Top

<b>NT</b>	no top	+\$0
<b>T1</b>	1"-high painted metal top with squared edge	+\$0
<b>T2</b>	1 <sup>1</sup> / <sub>4</sub> "-high painted metal top with squared edge	+\$0
<b>T3</b>	1 <sup>1</sup> / <sub>4</sub> "-high painted metal top with radius edge	+\$48
<b>TL</b>	1 <sup>1</sup> / <sub>4</sub> "-high laminate top with thermoplastic edge	+\$63
<b>TR</b>	1 <sup>1</sup> / <sub>4</sub> "-high recut veneer top 	+\$112
<b>TF</b>	1 <sup>1</sup> / <sub>4</sub> "-high wood veneer top 	+\$136
<b>TV1</b>	1 <sup>1</sup> / <sub>8</sub> "-high wood veneer top and wood composite edge with oversail front 	+\$232

## Step 8. Lock

For no top (NT), 1<sup>1</sup>/<sub>4</sub>"-high laminate top with thermoplastic edge (TL), or 1<sup>1</sup>/<sub>8</sub>"-high wood veneer top and wood composite edge with oversail front (TV1)

<b>NL</b>	no lock	-\$30
-----------	---------	-------










For 1"-high painted metal top with squared edge (T1), 1<sup>1</sup>/<sub>4</sub>"-high painted metal top with squared edge (T2), 1<sup>1</sup>/<sub>4</sub>"-high painted metal top with radius edge (T3), 1<sup>1</sup>/<sub>4</sub>"-high recut veneer top (TR), or 1<sup>1</sup>/<sub>4</sub>"-high wood veneer top (TF)

<b>KA</b>	keyed alike	-\$10
<b>KC</b>	keyed differently, chrome	+\$0
<b>KD</b>	keyed differently, black	+\$0

## Step 9.









## Veneer Top Finish: Wood Veneer

For 1<sup>1</sup>/<sub>4</sub>"-high wood veneer top (TF)

<b>2U</b>	light brown walnut 	+\$20
<b>40</b>	dark brown walnut 	+\$20
<b>ED</b>	aged cherry 	+\$20
<b>EK</b>	medium red walnut 	+\$20
<b>ET</b>	clear on ash 	+\$20
<b>EU</b>	oak on ash 	+\$20
<b>EV</b>	walnut on ash 	+\$20
<b>UL</b>	natural maple 	+\$20
<b>UX</b>	walnut on cherry 	+\$20




## Veneer Top Finish: Wood Veneer

For 1<sup>1</sup>/<sub>8</sub>"-high wood veneer top and wood composite edge with oversail front (TV1)

<b>40</b>	dark brown walnut 	+\$20
<b>ED</b>	aged cherry 	+\$20
<b>EK</b>	medium red walnut 	+\$20
<b>ET</b>	clear on ash 	+\$20
<b>EU</b>	oak on ash 	+\$20
<b>EV</b>	walnut on ash 	+\$20
<b>UL</b>	natural maple 	+\$20
<b>UX</b>	walnut on cherry 	+\$20

## Veneer Top Finish: Recut Veneer

For 1<sup>1</sup>/<sub>4</sub>"-high recut veneer top (TR)

<b>RA</b>	light ash 	+\$0
<b>RK</b>	mahogany dark 	+\$0
<b>RM</b>	mahogany 	+\$0

## Top Finish: Solid-Color Laminate

For 1<sup>1</sup>/<sub>4</sub>"-high laminate top with thermoplastic edge (TL)

<b>8Q</b>	folkstone grey	+\$0
<b>91</b>	white	+\$0
<b>98</b>	studio white	+\$0
<b>CL</b>	cool grey neutral	+\$0
<b>HF</b>	inner tone light	+\$0
<b>HT</b>	inner tone	+\$0
<b>LT</b>	light tone	+\$0
<b>LU</b>	soft white	+\$0
<b>WL</b>	sandstone	+\$0
<b>WN</b>	warm grey neutral	+\$0

## Top Finish: Linen Laminate

For 1<sup>1</sup>/<sub>4</sub>"-high laminate top with thermoplastic edge (TL)

<b>LBM</b>	crisp linen	+\$0
<b>LBN</b>	classic linen	+\$0
<b>LBP</b>	casual linen	+\$0

## Top Finish: Mesh Laminate

For 1<sup>1</sup>/<sub>4</sub>"-high laminate top with thermoplastic edge (TL)

<b>LBK</b>	pewter mesh	+\$0
<b>LBL</b>	steel mesh	+\$0

Top Finish: Twill Laminate		
<i>For 1<math>\frac{1}{4}</math>"-high laminate top with thermoplastic edge (TL)</i>		
<b>LBF</b>	neutral twill	+\$0
<b>LBG</b>	sarum twill	+\$0
<b>LBH</b>	earthen twill	+\$0
<b>LBJ</b>	graphite twill	+\$0
<b>LBQ</b>	white twill	+\$0

Top Finish: Wood-Grain Laminate		
<i>For 1<math>\frac{1}{4}</math>"-high laminate top with thermoplastic edge (TL)</i>		
<b>HM</b>	natural maple	+\$0
<b>HP</b>	light anigre	+\$0
<b>LA</b>	light ash	+\$0
<b>LBA</b>	clear on ash	+\$0
<b>LBB</b>	oak on ash	+\$0
<b>LBC</b>	walnut on ash	+\$0
<b>LBD</b>	dark brown walnut	+\$0
<b>LBE</b>	medium red walnut	+\$0
<b>LM</b>	mahogany	+\$0
<b>76</b>	light brown walnut	+\$0
<b>HX</b>	aged cherry	+\$0
<b>HY</b>	walnut on cherry	+\$0

Top Finish: Zephyr Laminate		
<i>For 1<math>\frac{1}{4}</math>"-high laminate top with thermoplastic edge (TL)</i>		
<b>28</b>	canyon	+\$0
<b>29</b>	misted	+\$0

Step 10. Edge Finish		
<i>For 1<math>\frac{1}{4}</math>"-high laminate top with thermoplastic edge (TL)</i>		
<b>28</b>	canyon	+\$0
<b>29</b>	misted	+\$0
<b>76</b>	light brown walnut	+\$0
<b>8Q</b>	folkstone grey	+\$0
<b>91</b>	white	+\$0
<b>98</b>	studio white	+\$0
<b>BU</b>	black umber	+\$0
<b>CL</b>	cool grey neutral	+\$0
<b>G2</b>	graphite satin	+\$0
<b>HF</b>	inner tone light	+\$0
<b>HM</b>	natural maple	+\$0
<b>HP</b>	light anigre	+\$0
<b>HT</b>	inner tone	+\$0
<b>HX</b>	aged cherry	+\$0
<b>HY</b>	walnut on cherry	+\$0
<b>LA</b>	light ash	+\$0
<b>LBA</b>	clear on ash	+\$0

<b>LBB</b>	oak on ash	+\$0
<b>LBC</b>	walnut on ash	+\$0
<b>LBD</b>	dark brown walnut	+\$0
<b>LBE</b>	medium red walnut	+\$0
<b>LBK</b>	pewter mesh	+\$0
<b>LBL</b>	steel mesh	+\$0
<b>LBM</b>	crisp linen	+\$0
<b>LBN</b>	classic linen	+\$0
<b>LBP</b>	casual linen	+\$0
<b>LBF</b>	neutral twill	+\$0
<b>LBG</b>	sarum twill	+\$0
<b>LBH</b>	earthen twill	+\$0
<b>LBJ</b>	graphite twill	+\$0
<b>LBQ</b>	white twill	+\$0
<b>LM</b>	mahogany	+\$0
<b>LU</b>	soft white	+\$0
<b>MT</b>	medium tone	+\$0
<b>SG</b>	slate grey	+\$0
<b>WA</b>	wheat	+\$0
<b>WL</b>	sandstone	+\$0
<b>WN</b>	warm grey neutral	+\$0

#### Step 11. Handle

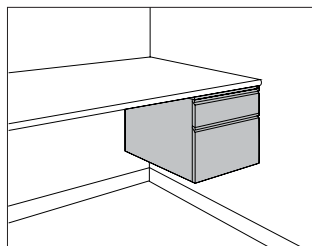
<i>For 18" deep (18-) with 1"-high painted metal top with squared edge (T1), or 1<math>\frac{1}{4}</math>"-high painted metal top with squared edge (T2)</i>		
<b>HN</b>	no hand grip or transit handle	+\$0
<b>H1</b>	hand grip only	+\$48

<i>For 22" deep (22-) or 28" deep (28-) with 1"-high painted metal top with squared edge (T1), or 1<math>\frac{1}{4}</math>"-high painted metal top with squared edge (T2)</i>		
<b>HN</b>	no hand grip or transit handle	+\$0
<b>H1</b>	hand grip only	+\$48
<b>H2</b>	transit handle only	+\$95
<b>H3</b>	hand grip and transit handle	+\$142

#### Step 12. Compressor

<i>For box/file (BF), box/box/file (BBF), or personal/personal/box/file (PPBF)</i>		
<b>DC</b>	hanging rail, no compressor	-\$12
<b>C</b>	standard compressor	+\$0

<i>For file/file (FF)</i>		
<b>DC</b>	hanging rail, no compressor	-\$24
<b>C</b>	standard compressor	+\$0



## Product Information

### Description

This 15"- or 18"-wide pedestal mounts under a work surface and has full-width, bevel pulls and smooth or textured steel. It has a 1"-high suspension top with lock. 5 base heights are available. Mounting hardware is included.

Actual pedestal depths are 17<sup>7</sup>/<sub>8</sub>", 21<sup>7</sup>/<sub>8</sub>", or 27<sup>7</sup>/<sub>8</sub>". The pedestal is available in 2 drawer configurations. File drawers include a file compressor; box drawers include an adjustable drawer divider.

### Notes

Order optional accessories for 15"-wide pedestal separately:

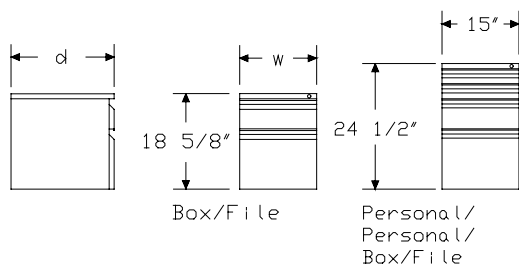
- Drawer divider (73-1567-D)
- File drawer organizer (73-9874-FDO)
- File drawer organizer (LG901)
- Pencil tray (73-1516-PT)
- Stationery tray (73-7082-SST)

Order optional accessories for 18"-wide pedestal separately:

- Drawer divider (73-1867-D)
- File drawer organizer (LG901)
- Pencil tray (73-1816-PT)
- Stationery tray (73-7082-SST-SP)

For keyed-alike locks, order lock plugs separately. See Keyed-Alike Information in Appendices.

### Dimensions



## Specification Information

### Step 1.

#### S14-

### Step 2. Width

**15** 15" wide

**18** 18" wide

### Step 3. Depth

**18-** 18" deep

**22-** 22" deep

**28-** 28" deep

### Step 4. Configuration

#### For 15" wide (15)

**BF** box/file

**PPBF** personal/personal/box/file

#### For 18" wide (18)

**BF** box/file

### Prices for Steps 1-4.

		BF	PPBF
<b>S14-15</b>	<b>18-</b>	\$497	705
	<b>22-</b>	\$508	723
	<b>28-</b>	\$523	742
<b>S14-18</b>	<b>18-</b>	\$511	—
	<b>22-</b>	\$524	—
	<b>28-</b>	\$537	—

### Step 5. Paint/Steel Type

<b>SS</b>	smooth paint on smooth steel	+\$0
<b>TS</b>	smooth paint on textured steel	+\$20
<b>XS</b>	textured paint on smooth steel	+\$0

# Bevel-Pull Suspended Pedestal

continued

## Step 6. Surface Finish

### Nonmetallic Paint

*For smooth paint on smooth steel (SS) or smooth paint on textured steel (TS)*

<b>8Q</b>	folkstone grey	+\$0
<b>91</b>	white	+\$0
<b>98</b>	studio white <input type="checkbox"/> A	+\$0
<b>9J</b>	sparrow	+\$0
<b>BU</b>	black umber	+\$0
<b>G2</b>	graphite satin	+\$0
<b>HF</b>	inner tone light	+\$0
<b>HT</b>	inner tone	+\$0
<b>LT</b>	light tone	+\$0
<b>LU</b>	soft white	+\$0
<b>MT</b>	medium tone	+\$0
<b>SG</b>	slate grey	+\$0
<b>WA</b>	wheat	+\$0
<b>WL</b>	sandstone	+\$0

### Metallic Paint

*For smooth paint on smooth steel (SS) or smooth paint on textured steel (TS)*

<b>1209</b>	platinum	+\$0
<b>1210</b>	hematite	+\$0
<b>1212</b>	bronzite	+\$0
<b>CN</b>	metallic champagne	+\$0
<b>EH</b>	metallic bronze	+\$0
<b>MS</b>	metallic silver	+\$0

### Sand Texture Paint

*For textured paint on smooth steel (XS)*

<b>98</b>	studio white <input type="checkbox"/> A	+\$0
-----------	---	------

### Bright Sand Texture Paint

*For textured paint on smooth steel (XS)*

<b>91</b>	white	+\$0
<b>CL</b>	cool grey neutral	+\$0
<b>G1</b>	graphite	+\$0
<b>WN</b>	warm grey neutral	+\$0

## Step 7. Lock

<b>KA</b>	keyed alike	-\$10
<b>KC</b>	keyed differently, chrome	+\$0
<b>KD</b>	keyed differently, black	+\$0

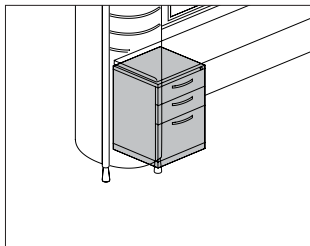
## Step 8. Base Height

<b>NB</b>	no base	+\$0
<b>B1</b>	1"-high base	+\$56
<b>B2</b>	1½"-high base	+\$56
<b>B3</b>	2¼"-high base	+\$56
<b>B4</b>	3¼"-high base	+\$56
<b>BA</b>	1"-high recessed base	+\$84
<b>BB</b>	1½"-high recessed base	+\$84
<b>BC</b>	2¼"-high recessed base	+\$84
<b>BD</b>	3¼"-high recessed base	+\$84
<b>B5</b>	4¼"-high base	+\$84

## Step 9. Compressor

<b>DC</b>	hanging rail, no compressor	-\$12
<b>C</b>	standard compressor	+\$0

# Ellipse-Pull Freestanding Pedestal F1J-1



## Product Information

### Description

This 15"-wide freestanding pedestal has ellipse pulls and smooth steel. It has no top or a metal, laminate, or veneer top. 5 base heights are available; all bases include adjustable glides. Actual pedestal depths are 17<sup>7</sup>/<sub>8</sub>", 21<sup>7</sup>/<sub>8</sub>", or 27<sup>7</sup>/<sub>8</sub>". The pedestal is available in a variety of drawer configurations. File drawers include a file compressor; box drawers include an adjustable drawer divider.

### Notes

For additional stability, specify counterweight option (CB).

Stacking pedestals is not recommended.

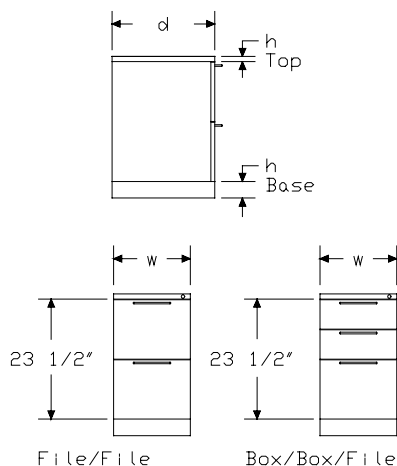
Order optional accessories separately:

- Drawer divider (73-1567-D)
- File drawer organizer (73-9874-FDO)
- File drawer organizer (LG901)
- Pencil tray (73-1516-PT)
- Stationery tray (73-7082-SST)

No lock option (NL) can only be specified on pedestals with no top option (NT) or laminate top option (TL).

For keyed-alike locks, order lock plugs separately. See Keyed-Alike Information in Appendices.

### Dimensions



## Specification Information

### Step 1.

**F1J-15** ☐

### Step 2. Depth

**18-** 18" deep ☐

**22-** 22" deep ☐

**28-** 28" deep ☐

### Step 3. Configuration

**FF** file/file ☐

**BBF** box/box/file ☐

### Prices for Steps 1-3.

		<b>FF</b>	<b>BBF</b>
<b>F1J-15</b>	<b>18-</b>	\$718	750
	<b>22-</b>	\$747	777
	<b>28-</b>	\$773	807

### Step 4. Paint/Steel Type

**SS** smooth paint on smooth steel ☐ +\$0

**TS** smooth paint on textured steel ☐ +\$20

**XS** textured paint on smooth steel ☐ +\$0

### Step 5. Case Finish

#### Nonmetallic Paint

For smooth paint on smooth steel (SS) or smooth paint on textured steel (TS)

<b>8Q</b>	folkstone grey <input type="checkbox"/>	+\$0
<b>91</b>	white <input type="checkbox"/>	+\$0
<b>98</b>	studio white <input type="checkbox"/>	+\$0
<b>9J</b>	sparrow <input type="checkbox"/>	+\$0
<b>BU</b>	black umber <input type="checkbox"/>	+\$0
<b>G2</b>	graphite satin <input type="checkbox"/>	+\$0
<b>HF</b>	inner tone light <input type="checkbox"/>	+\$0
<b>HT</b>	inner tone <input type="checkbox"/>	+\$0
<b>LT</b>	light tone <input type="checkbox"/>	+\$0
<b>LU</b>	soft white <input type="checkbox"/>	+\$0
<b>MT</b>	medium tone <input type="checkbox"/>	+\$0
<b>SG</b>	slate grey <input type="checkbox"/>	+\$0
<b>WA</b>	wheat <input type="checkbox"/>	+\$0
<b>WL</b>	sandstone <input type="checkbox"/>	+\$0

# Ellipse-Pull Freestanding Pedestal

continued

## Metallic Paint

For smooth paint on smooth steel (SS) or smooth paint on textured steel (TS)

<b>1209</b>	platinum <span>A</span>	+\$0
<b>1210</b>	hematite <span>A</span>	+\$0
<b>1212</b>	bronzite <span>A</span>	+\$0
<b>CN</b>	metallic champagne <span>A</span>	+\$0
<b>EH</b>	metallic bronze <span>A</span>	+\$0
<b>MS</b>	metallic silver <span>A</span>	+\$0

## Sand Texture Paint

For textured paint on smooth steel (XS)

<b>98</b>	studio white <span>A</span>	+\$0
-----------	-----------------------------	------

## Bright Sand Texture Paint

For textured paint on smooth steel (XS)

<b>91</b>	white <span>A</span>	+\$0
<b>CL</b>	cool grey neutral <span>A</span>	+\$0
<b>G1</b>	graphite <span>A</span>	+\$0
<b>WN</b>	warm grey neutral <span>A</span>	+\$0

## Step 6. Front Finish

### Nonmetallic Paint

For smooth paint on smooth steel (SS) or smooth paint on textured steel (TS)

<b>8Q</b>	folkstone grey <span>A</span>	+\$0
<b>91</b>	white <span>A</span>	+\$0
<b>98</b>	studio white <span>A</span>	+\$0
<b>9J</b>	sparrow <span>A</span>	+\$0
<b>BU</b>	black umber <span>A</span>	+\$0
<b>G2</b>	graphite satin <span>A</span>	+\$0
<b>HF</b>	inner tone light <span>A</span>	+\$0
<b>HT</b>	inner tone <span>A</span>	+\$0
<b>LT</b>	light tone <span>A</span>	+\$0
<b>LU</b>	soft white <span>A</span>	+\$0
<b>MT</b>	medium tone <span>A</span>	+\$0
<b>SG</b>	slate grey <span>A</span>	+\$0
<b>WA</b>	wheat <span>A</span>	+\$0
<b>WL</b>	sandstone <span>A</span>	+\$0

## Metallic Paint

For smooth paint on smooth steel (SS) or smooth paint on textured steel (TS)

<b>1209</b>	platinum <span>A</span>	+\$0
<b>1210</b>	hematite <span>A</span>	+\$0
<b>1212</b>	bronzite <span>A</span>	+\$0
<b>CN</b>	metallic champagne <span>A</span>	+\$0
<b>EH</b>	metallic bronze <span>A</span>	+\$0
<b>MS</b>	metallic silver <span>A</span>	+\$0

## Sand Texture Paint

For textured paint on smooth steel (XS)

<b>98</b>	studio white <span>A</span>	+\$0
-----------	-----------------------------	------

## Bright Sand Texture Paint

For textured paint on smooth steel (XS)

<b>91</b>	white <span>A</span>	+\$0
<b>CL</b>	cool grey neutral <span>A</span>	+\$0
<b>G1</b>	graphite <span>A</span>	+\$0
<b>WN</b>	warm grey neutral <span>A</span>	+\$0

## Step 7. Top

<b>NT</b>	no top <span>A</span>	+\$0
<b>T1</b>	1"-high painted metal top with squared edge <span>A</span>	+\$0
<b>T2</b>	1 1/4"-high painted metal top with squared edge <span>A</span>	+\$0
<b>T3</b>	1 1/4"-high painted metal top with radius edge <span>A</span>	+\$48
<b>TL</b>	1 1/4"-high laminate top with thermoplastic edge <span>A</span>	+\$63
<b>TR</b>	1 1/4"-high recut veneer top <span>A</span>	+\$112
<b>TF</b>	1 1/4"-high wood veneer top <span>A</span>	+\$136
<b>TV1</b>	1 1/8"-high wood veneer top and wood composite edge with oversail front <span>A</span>	+\$232

## Step 8. Lock

For no top (NT), 1 1/4"-high laminate top with thermoplastic edge (TL), or 1 1/8"-high wood veneer top and wood composite edge with oversail front (TV1)

<b>NL</b>	no lock <span>A</span>	-\$30
-----------	------------------------	-------

For 1"-high painted metal top with squared edge (T1), 1 1/4"-high painted metal top with squared edge (T2), 1 1/4"-high painted metal top with radius edge (T3), 1 1/4"-high recut veneer top (TR), or 1 1/4"-high wood veneer top (TF)

<b>KA</b>	keyed alike <span>A</span>	-\$10
<b>KC</b>	keyed differently, chrome <span>A</span>	+\$0
<b>KD</b>	keyed differently, black <span>A</span>	+\$0












# Ellipse-Pull Freestanding Pedestal

continued

## Step 9.










### Veneer Top Finish: Wood Veneer

#### For 1<sup>1</sup>/<sub>4</sub>"-high wood veneer top (TF)

<b>2U</b>	light brown walnut 	+\$20
<b>40</b>	dark brown walnut 	+\$20
<b>ED</b>	aged cherry 	+\$20
<b>EK</b>	medium red walnut 	+\$20
<b>ET</b>	clear on ash 	+\$20
<b>EU</b>	oak on ash 	+\$20
<b>EV</b>	walnut on ash 	+\$20
<b>UL</b>	natural maple 	+\$20
<b>UX</b>	walnut on cherry 	+\$20

### Top Finish: Solid-Color Laminate

#### For 1<sup>1</sup>/<sub>4</sub>"-high laminate top with thermoplastic edge (TL)

<b>8Q</b>	folkstone grey 	+\$0
<b>91</b>	white 	+\$0
<b>98</b>	studio white	+\$0
<b>CL</b>	cool grey neutral 	+\$0
<b>HF</b>	inner tone light 	+\$0
<b>HT</b>	inner tone 	+\$0
<b>LT</b>	light tone 	+\$0
<b>LU</b>	soft white 	+\$0
<b>WL</b>	sandstone 	+\$0
<b>WN</b>	warm grey neutral 	+\$0

### Top Finish: Linen Laminate

#### For 1<sup>1</sup>/<sub>4</sub>"-high laminate top with thermoplastic edge (TL)

<b>LBM</b>	crisp linen	+\$0
<b>LBN</b>	classic linen	+\$0
<b>LBP</b>	casual linen	+\$0

### Top Finish: Mesh Laminate

#### For 1<sup>1</sup>/<sub>4</sub>"-high laminate top with thermoplastic edge (TL)

<b>LBK</b>	pewter mesh	+\$0
<b>LBL</b>	steel mesh	+\$0








### Top Finish: Twill Laminate

#### For 1<sup>1</sup>/<sub>4</sub>"-high laminate top with thermoplastic edge (TL)

<b>LBF</b>	neutral twill	+\$0
<b>LBG</b>	sarum twill	+\$0
<b>LBH</b>	earthen twill	+\$0
<b>LBJ</b>	graphite twill	+\$0
<b>LBQ</b>	white twill	+\$0

### Top Finish: Wood-Grain Laminate

#### For 1<sup>1</sup>/<sub>4</sub>"-high laminate top with thermoplastic edge (TL)

<b>HM</b>	natural maple 	+\$0
<b>HP</b>	light anigre 	+\$0
<b>LA</b>	light ash 	+\$0
<b>LBA</b>	clear on ash	+\$0
<b>LBB</b>	oak on ash	+\$0
<b>LBC</b>	walnut on ash	+\$0
<b>LBD</b>	dark brown walnut	+\$0
<b>LBE</b>	medium red walnut	+\$0
<b>LM</b>	mahogany 	+\$0
<b>76</b>	light brown walnut 	+\$0
<b>HX</b>	aged cherry 	+\$0
<b>HY</b>	walnut on cherry 	+\$0




### Top Finish: Zephyr Laminate

#### For 1<sup>1</sup>/<sub>4</sub>"-high laminate top with thermoplastic edge (TL)

<b>28</b>	canyon 	+\$0
<b>29</b>	misted 	+\$0









### Veneer Top Finish: Recut Veneer

#### For 1<sup>1</sup>/<sub>4</sub>"-high recut veneer top (TR)

<b>RA</b>	light ash 	+\$0
<b>RK</b>	mahogany dark 	+\$0
<b>RM</b>	mahogany 	+\$0







### Veneer Top Finish: Wood Veneer

#### For 1<sup>1</sup>/<sub>8</sub>"-high wood veneer top and wood composite edge with oversail front (TV<sub>1</sub>)

<b>40</b>	dark brown walnut 	+\$20
<b>ED</b>	aged cherry 	+\$20
<b>EK</b>	medium red walnut 	+\$20
<b>ET</b>	clear on ash 	+\$20
<b>EU</b>	oak on ash 	+\$20
<b>EV</b>	walnut on ash 	+\$20
<b>UL</b>	natural maple 	+\$20
<b>UX</b>	walnut on cherry 	+\$20

## Step 10. Edge Finish

#### For 1<sup>1</sup>/<sub>4</sub>"-high laminate top with thermoplastic edge (TL)

<b>28</b>	canyon 	+\$0
<b>29</b>	misted 	+\$0
<b>76</b>	light brown walnut 	+\$0
<b>8Q</b>	folkstone grey 	+\$0
<b>91</b>	white 	+\$0
<b>98</b>	studio white	+\$0
<b>BU</b>	black umber 	+\$0

# Ellipse-Pull Freestanding Pedestal

continued

CL	cool grey neutral	A	+\$0
G2	graphite satin	A	+\$0
HF	inner tone light	A	+\$0
HM	natural maple	A	+\$0
HP	light anigre	A	+\$0
HT	inner tone	A	+\$0
HX	aged cherry	A	+\$0
HY	walnut on cherry	A	+\$0
LA	light ash	A	+\$0
LBA	clear on ash		+\$0
LBB	oak on ash		+\$0
LBC	walnut on ash		+\$0
LBD	dark brown walnut		+\$0
LBE	medium red walnut		+\$0
LBK	pewter mesh		+\$0
LBL	steel mesh		+\$0
LBM	crisp linen		+\$0
LBN	classic linen		+\$0
LBP	casual linen		+\$0
LBF	neutral twill		+\$0
LBG	sarum twill		+\$0
LBH	earthen twill		+\$0
LBJ	graphite twill		+\$0
LBQ	white twill		+\$0
LM	mahogany	A	+\$0
LU	soft white	A	+\$0
MT	medium tone	A	+\$0
SG	slate grey	A	+\$0
WA	wheat	A	+\$0
WL	sandstone	A	+\$0
WN	warm grey neutral	A	+\$0

## Step 11. Base Height

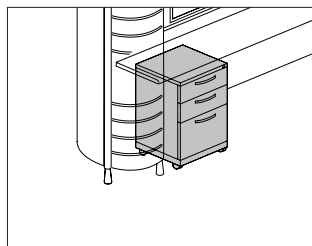
B1	1"-high base	A	+\$0
B2	1½"-high base	A	+\$0
B3	2¼"-high base	A	+\$0
B4	3¼"-high base	A	+\$0
BA	1"-high recessed base	A	+\$32
BB	1½"-high recessed base	A	+\$32
BC	2¼"-high recessed base	A	+\$32
BD	3¼"-high recessed base	A	+\$32
B5	4¼"-high base	A	+\$32

## Step 12. Counterweight

NO	no counterweight	A	+\$0
CB	counterweight	A	+\$88

## Step 13. Compressor

			FF	BBF
DC	hanging rail, no compressor	A	-\$24	-12
C	standard compressor	A	+\$0	0



### Product Information

#### Description

This 15"-wide mobile pedestal has ellipse pulls and smooth steel. It has no top or a metal, laminate, or veneer top. The pedestal has a 2 1/2"-high base with casters and counterweights.

Actual pedestal depths are 17 7/8", 21 7/8", or 27 7/8". The pedestal is available in a variety of drawer configurations. File drawers include a file compressor; box drawers include an adjustable drawer divider. The pedestal with squared-edge metal top is available with a hand grip; the 22"- and 28"-deep pedestals with squared-edge metal tops are available with transit handles.

#### Notes

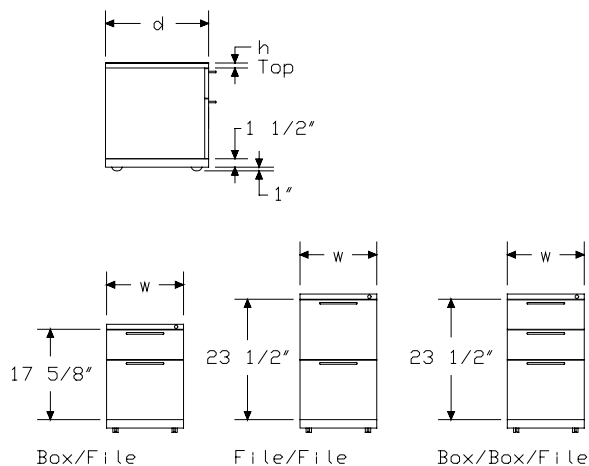
Order optional accessories separately:

- Drawer divider (73-1567-D)
- File drawer organizer (73-9874-FDO)
- File drawer organizer (LG901)
- Pencil tray (73-1516-PT)
- Stationery tray (73-7082-SST)

No lock option (NL) can only be specified on pedestals with no top option (NT) or laminate top option (TL).

For keyed-alike locks, order lock plugs separately. See Keyed-Alike Information in Appendices.

#### Dimensions



### Specification Information

#### Step 1.

**M1J-15** ☐

#### Step 2. Depth

**18-** 18" deep ☐

**22-** 22" deep ☐

**28-** 28" deep ☐

#### Step 3. Configuration

**FF** file/file ☐

**BF** box/file ☐

**BBF** box/box/file ☐

#### Prices for Steps 1-3.

		FF	BF	BBF
<b>M1J-15</b>	<b>18-</b>	\$874	765	909
	<b>22-</b>	\$901	782	934
	<b>28-</b>	\$941	811	967

#### Step 4. Paint/Steel Type

**SS** smooth paint on smooth steel ☐ +\$0

**TS** smooth paint on textured steel ☐ +\$20

**XS** textured paint on smooth steel ☐ +\$0

#### Step 5. Case Finish

#### Nonmetallic Paint

For smooth paint on smooth steel (SS) or smooth paint on textured steel (TS)

<b>8Q</b>	folkstone grey <input type="checkbox"/>	+\$0
<b>91</b>	white <input type="checkbox"/>	+\$0
<b>98</b>	studio white <input type="checkbox"/>	+\$0
<b>9J</b>	sparrow <input type="checkbox"/>	+\$0
<b>BU</b>	black umber <input type="checkbox"/>	+\$0
<b>G2</b>	graphite satin <input type="checkbox"/>	+\$0
<b>HF</b>	inner tone light <input type="checkbox"/>	+\$0
<b>HT</b>	inner tone <input type="checkbox"/>	+\$0
<b>LT</b>	light tone <input type="checkbox"/>	+\$0
<b>LU</b>	soft white <input type="checkbox"/>	+\$0
<b>MT</b>	medium tone <input type="checkbox"/>	+\$0
<b>SG</b>	slate grey <input type="checkbox"/>	+\$0
<b>WA</b>	wheat <input type="checkbox"/>	+\$0
<b>WL</b>	sandstone <input type="checkbox"/>	+\$0

# Ellipse-Pull Mobile Pedestal

continued

## Metallic Paint

For smooth paint on smooth steel (SS) or smooth paint on textured steel (TS)

<b>1209</b>	platinum <span>A</span>	+\$0
<b>1210</b>	hematite <span>A</span>	+\$0
<b>1212</b>	bronzite <span>A</span>	+\$0
<b>CN</b>	metallic champagne <span>A</span>	+\$0
<b>EH</b>	metallic bronze <span>A</span>	+\$0
<b>MS</b>	metallic silver <span>A</span>	+\$0

## Sand Texture Paint

For textured paint on smooth steel (XS)

<b>98</b>	studio white <span>A</span>	+\$0
-----------	-----------------------------	------

## Bright Sand Texture Paint

For textured paint on smooth steel (XS)

<b>91</b>	white <span>A</span>	+\$0
<b>CL</b>	cool grey neutral <span>A</span>	+\$0
<b>G1</b>	graphite <span>A</span>	+\$0
<b>WN</b>	warm grey neutral <span>A</span>	+\$0

## Step 6. Front Finish

### Nonmetallic Paint

For smooth paint on smooth steel (SS) or smooth paint on textured steel (TS)

<b>8Q</b>	folkstone grey <span>A</span>	+\$0
<b>91</b>	white <span>A</span>	+\$0
<b>98</b>	studio white <span>A</span>	+\$0
<b>9J</b>	sparrow <span>A</span>	+\$0
<b>BU</b>	black umber <span>A</span>	+\$0
<b>G2</b>	graphite satin <span>A</span>	+\$0
<b>HF</b>	inner tone light <span>A</span>	+\$0
<b>HT</b>	inner tone <span>A</span>	+\$0
<b>LT</b>	light tone <span>A</span>	+\$0
<b>LU</b>	soft white <span>A</span>	+\$0
<b>MT</b>	medium tone <span>A</span>	+\$0
<b>SG</b>	slate grey <span>A</span>	+\$0
<b>WA</b>	wheat <span>A</span>	+\$0
<b>WL</b>	sandstone <span>A</span>	+\$0

## Metallic Paint

For smooth paint on smooth steel (SS) or smooth paint on textured steel (TS)

<b>1209</b>	platinum <span>A</span>	+\$0
<b>1210</b>	hematite <span>A</span>	+\$0
<b>1212</b>	bronzite <span>A</span>	+\$0
<b>CN</b>	metallic champagne <span>A</span>	+\$0
<b>EH</b>	metallic bronze <span>A</span>	+\$0
<b>MS</b>	metallic silver <span>A</span>	+\$0

## Sand Texture Paint

For textured paint on smooth steel (XS)

<b>98</b>	studio white <span>A</span>	+\$0
-----------	-----------------------------	------

## Bright Sand Texture Paint

For textured paint on smooth steel (XS)

<b>91</b>	white <span>A</span>	+\$0
<b>CL</b>	cool grey neutral <span>A</span>	+\$0
<b>G1</b>	graphite <span>A</span>	+\$0
<b>WN</b>	warm grey neutral <span>A</span>	+\$0

## Step 7. Top

<b>NT</b>	no top <span>A</span>	+\$0
<b>T1</b>	1"-high painted metal top with squared edge <span>A</span>	+\$0
<b>T2</b>	1 1/4"-high painted metal top with squared edge <span>A</span>	+\$0
<b>T3</b>	1 1/4"-high painted metal top with radius edge <span>A</span>	+\$48
<b>TL</b>	1 1/4"-high laminate top with thermoplastic edge <span>A</span>	+\$63
<b>TR</b>	1 1/4"-high recut veneer top <span>A</span>	+\$112
<b>TF</b>	1 1/4"-high wood veneer top <span>A</span>	+\$136
<b>TV1</b>	1 1/8"-high wood veneer top and wood composite edge with oversail front <span>A</span>	+\$232

## Step 8. Lock

For no top (NT), 1 1/4"-high laminate top with thermoplastic edge (TL), or 1 1/8"-high wood veneer top and wood composite edge with oversail front (TV1)

<b>NL</b>	no lock <span>A</span>	-\$30
-----------	------------------------	-------

For 1"-high painted metal top with squared edge (T1), 1 1/4"-high painted metal top with squared edge (T2), 1 1/4"-high painted metal top with radius edge (T3), 1 1/4"-high recut veneer top (TR), or 1 1/4"-high wood veneer top (TF)

<b>KA</b>	keyed alike <span>A</span>	-\$10
<b>KC</b>	keyed differently, chrome <span>A</span>	+\$0
<b>KD</b>	keyed differently, black <span>A</span>	+\$0










# Ellipse-Pull Mobile Pedestal

continued

## Step 9.










### Veneer Top Finish: Wood Veneer

#### For 1 1/4"-high wood veneer top (TF)

<b>2U</b>	light brown walnut 	+\$20
<b>40</b>	dark brown walnut 	+\$20
<b>ED</b>	aged cherry 	+\$20
<b>EK</b>	medium red walnut 	+\$20
<b>ET</b>	clear on ash 	+\$20
<b>EU</b>	oak on ash 	+\$20
<b>EV</b>	walnut on ash 	+\$20
<b>UL</b>	natural maple 	+\$20
<b>UX</b>	walnut on cherry 	+\$20

### Top Finish: Solid-Color Laminate

#### For 1 1/4"-high laminate top with thermoplastic edge (TL)

<b>8Q</b>	folkstone grey 	+\$0
<b>91</b>	white 	+\$0
<b>98</b>	studio white	+\$0
<b>CL</b>	cool grey neutral 	+\$0
<b>HF</b>	inner tone light 	+\$0
<b>HT</b>	inner tone 	+\$0
<b>LT</b>	light tone 	+\$0
<b>LU</b>	soft white 	+\$0
<b>WL</b>	sandstone 	+\$0
<b>WN</b>	warm grey neutral 	+\$0

### Top Finish: Linen Laminate

#### For 1 1/4"-high laminate top with thermoplastic edge (TL)

<b>LBM</b>	crisp linen	+\$0
<b>LBN</b>	classic linen	+\$0
<b>LBP</b>	casual linen	+\$0

### Top Finish: Mesh Laminate

#### For 1 1/4"-high laminate top with thermoplastic edge (TL)

<b>LBK</b>	pewter mesh	+\$0
<b>LBL</b>	steel mesh	+\$0








### Top Finish: Twill Laminate

#### For 1 1/4"-high laminate top with thermoplastic edge (TL)

<b>LBF</b>	neutral twill	+\$0
<b>LBG</b>	sarum twill	+\$0
<b>LBH</b>	earthen twill	+\$0
<b>LBJ</b>	graphite twill	+\$0
<b>LBQ</b>	white twill	+\$0



### Top Finish: Wood-Grain Laminate

#### For 1 1/4"-high laminate top with thermoplastic edge (TL)

<b>HM</b>	natural maple 	+\$0
<b>HP</b>	light anigre 	+\$0
<b>LA</b>	light ash 	+\$0
<b>LBA</b>	clear on ash	+\$0
<b>LBB</b>	oak on ash	+\$0
<b>LBC</b>	walnut on ash	+\$0
<b>LBD</b>	dark brown walnut	+\$0
<b>LBE</b>	medium red walnut	+\$0
<b>LM</b>	mahogany 	+\$0
<b>76</b>	light brown walnut 	+\$0
<b>HX</b>	aged cherry 	+\$0
<b>HY</b>	walnut on cherry 	+\$0




### Top Finish: Zephyr Laminate

#### For 1 1/4"-high laminate top with thermoplastic edge (TL)

<b>28</b>	canyon 	+\$0
<b>29</b>	misted 	+\$0









### Veneer Top Finish: Recut Veneer

#### For 1 1/4"-high recut veneer top (TR)

<b>RA</b>	light ash 	+\$0
<b>RK</b>	mahogany dark 	+\$0
<b>RM</b>	mahogany 	+\$0







### Veneer Top Finish: Wood Veneer

#### For 1 1/8"-high wood veneer top and wood composite edge with oversail front (TV1)

<b>40</b>	dark brown walnut 	+\$20
<b>ED</b>	aged cherry 	+\$20
<b>EK</b>	medium red walnut 	+\$20
<b>ET</b>	clear on ash 	+\$20
<b>EU</b>	oak on ash 	+\$20
<b>EV</b>	walnut on ash 	+\$20
<b>UL</b>	natural maple 	+\$20
<b>UX</b>	walnut on cherry 	+\$20

## Step 10. Edge Finish

#### For 1 1/4"-high laminate top with thermoplastic edge (TL)

<b>28</b>	canyon 	+\$0
<b>29</b>	misted 	+\$0
<b>76</b>	light brown walnut 	+\$0
<b>8Q</b>	folkstone grey 	+\$0
<b>91</b>	white 	+\$0
<b>98</b>	studio white	+\$0
<b>BU</b>	black umber 	+\$0

# Ellipse-Pull Mobile Pedestal

continued

Meridian® Pedestals

CL	cool grey neutral	A	+\$0
G2	graphite satin	A	+\$0
HF	inner tone light	A	+\$0
HM	natural maple	A	+\$0
HP	light anigre	A	+\$0
HT	inner tone	A	+\$0
HX	aged cherry	A	+\$0
HY	walnut on cherry	A	+\$0
LA	light ash	A	+\$0
LBA	clear on ash		+\$0
LBB	oak on ash		+\$0
LBC	walnut on ash		+\$0
LBD	dark brown walnut		+\$0
LBE	medium red walnut		+\$0
LBK	pewter mesh		+\$0
LBL	steel mesh		+\$0
LBM	crisp linen		+\$0
LBN	classic linen		+\$0
LBP	casual linen		+\$0
LBF	neutral twill		+\$0
LBG	sarum twill		+\$0
LBH	earthen twill		+\$0
LBJ	graphite twill		+\$0
LBQ	white twill		+\$0
LM	mahogany	A	+\$0
LU	soft white	A	+\$0
MT	medium tone	A	+\$0
SG	slate grey	A	+\$0
WA	wheat	A	+\$0
WL	sandstone	A	+\$0
WN	warm grey neutral	A	+\$0

## Step 11. Handle

For 18" deep (18-) with 1"-high painted metal top with squared edge (T1), or 1 1/4"-high painted metal top with squared edge (T2)

HN	no hand grip or transit handle	A	+\$0
H1	hand grip only	A	+\$48

For 22" deep (22-) or 28" deep (28-) with 1"-high painted metal top with squared edge (T1), or 1 1/4"-high painted metal top with squared edge (T2)

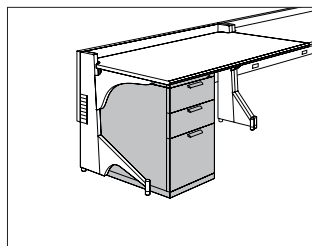
HN	no hand grip or transit handle	A	+\$0
H1	hand grip only	A	+\$48
H2	transit handle only	A	+\$95
H3	hand grip and transit handle	A	+\$142

## Step 12. Compressor

			FF	BF	BBF
DC	hanging rail, no compressor	A	-\$24	-12	-12
C	standard compressor	A	+\$0	0	0

# Sloped-Pull Freestanding Pedestal

F19P-  
F19V-



## Product Information

### Description

This 15"-wide freestanding pedestal has sloped pulls and smooth or textured steel. It has no top or a metal, laminate, or veneer top. 5 base heights are available; all bases include adjustable glides. Actual pedestal depths are 17<sup>7</sup>/<sub>8</sub>", 21<sup>7</sup>/<sub>8</sub>", or 27<sup>7</sup>/<sub>8</sub>". The pedestal is available in a variety of drawer configurations. File drawers include a file compressor; box drawers include an adjustable drawer divider.

### Notes

For additional stability, specify counterweight option (CB).

Stacking pedestals is not recommended.

When Ethospace® pedestal top (TE3) is required on pedestal configurations FF, BBF, and PPBF, the 1<sup>1</sup>/<sub>2</sub>"-high base (B2) is recommended.

Grain direction is vertical for veneer-front pedestals.

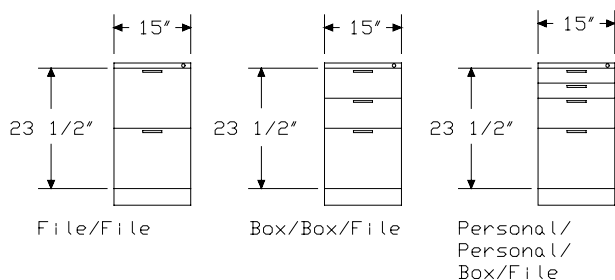
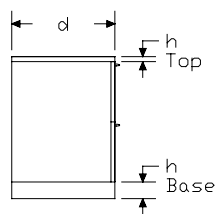
Order optional accessories separately:

- Drawer divider (73-1567-D)
- File drawer organizer (73-9874-FDO)
- File drawer organizer (LG901)
- Pencil tray (73-1516-PT)
- Stationery tray (73-7082-SST)

No lock option (NL) can only be specified on pedestals with no top option (NT), laminate top option (TL), or veneer top option (TV1).

For keyed-alike locks, order lock plugs separately. See Keyed-Alike Information in Appendices.

## Dimensions



## Specification Information

### Step 1.

**F19**

### Step 2. Front Material

**P-15** painted metal front

**V-15** veneer front A

### Step 3. Depth

**18-** 18" deep

**22-** 22" deep

**28-** 28" deep

### Step 4. Configuration

**FF** file/file

**BBF** box/box/file

**PPBF** personal/personal/box/file

### Prices for Steps 1-4.

		FF	BBF	PPBF
<b>F19P-15</b>	<b>18-</b>	\$719	752	836
	<b>22-</b>	\$747	778	865
	<b>28-</b>	\$774	809	895
<b>F19V-15</b>	<b>18-</b>	\$1230	1356	1545
	<b>22-</b>	\$1264	1390	1579
	<b>28-</b>	\$1299	1425	1613

### Step 5. Paint/Steel Type

<b>SS</b>	smooth paint on smooth steel	+\$0
<b>TS</b>	smooth paint on textured steel	+\$20
<b>XS</b>	textured paint on smooth steel	+\$0

## Sloped-Pull Freestanding Pedestal *continued*

### Step 6. Surface Finish

#### Nonmetallic Paint

*For smooth paint on smooth steel (SS) or smooth paint on textured steel (TS)*

<b>8Q</b>	folkstone grey	+\$0
<b>91</b>	white	+\$0
<b>98</b>	studio white <span style="border: 1px solid black; padding: 0 2px;">A</span>	+\$0
<b>9J</b>	sparrow	+\$0
<b>BU</b>	black umber	+\$0
<b>G2</b>	graphite satin	+\$0
<b>HF</b>	inner tone light	+\$0
<b>HT</b>	inner tone	+\$0
<b>LT</b>	light tone	+\$0
<b>LU</b>	soft white	+\$0
<b>MT</b>	medium tone	+\$0
<b>SG</b>	slate grey	+\$0
<b>WA</b>	wheat	+\$0
<b>WL</b>	sandstone	+\$0

#### Metallic Paint

*For smooth paint on smooth steel (SS) or smooth paint on textured steel (TS)*

<b>1209</b>	platinum	+\$0
<b>1210</b>	hematite	+\$0
<b>1212</b>	bronzite	+\$0
<b>CN</b>	metallic champagne	+\$0
<b>EH</b>	metallic bronze	+\$0
<b>MS</b>	metallic silver	+\$0

#### Sand Texture Paint

*For textured paint on smooth steel (XS)*

<b>98</b>	studio white <span style="border: 1px solid black; padding: 0 2px;">A</span>	+\$0
-----------	--	------

#### Bright Sand Texture Paint

*For textured paint on smooth steel (XS)*

<b>91</b>	white	+\$0
<b>CL</b>	cool grey neutral	+\$0
<b>G1</b>	graphite	+\$0
<b>WN</b>	warm grey neutral	+\$0

### Step 7. Top

*Ethospace® Pedestal Top (TE3) available only on 15"-wide, 22"- or 28"-deep pedestals.*

#### *For painted metal front (P-15) with 18" deep (18-)*

<b>NT</b>	no top	+\$0
<b>T1</b>	1"-high painted metal top with squared edge	+\$0
<b>T2</b>	1 1/4"-high painted metal top with squared edge	+\$0
<b>T3</b>	1 1/4"-high painted metal top with radius edge	+\$48
<b>TL</b>	1 1/4"-high laminate top with thermoplastic edge	+\$63
<b>TR</b>	1 1/4"-high recut veneer top <span style="border: 1px solid black; padding: 0 2px;">A</span>	+\$112
<b>TF</b>	1 1/4"-high wood veneer top <span style="border: 1px solid black; padding: 0 2px;">A</span>	+\$136
<b>TV1</b>	1 1/8"-high wood veneer top and wood composite edge with oversail front <span style="border: 1px solid black; padding: 0 2px;">A</span>	+\$232

#### *For painted metal front (P-15) with 22" deep (22-), or 28" deep (28-)*

<b>NT</b>	no top	+\$0
<b>T1</b>	1"-high painted metal top with squared edge	+\$0
<b>T2</b>	1 1/4"-high painted metal top with squared edge	+\$0
<b>TE3</b>	Ethospace® pedestal top	+\$46
<b>T3</b>	1 1/4"-high painted metal top with radius edge	+\$48
<b>TL</b>	1 1/4"-high laminate top with thermoplastic edge	+\$63
<b>TR</b>	1 1/4"-high recut veneer top <span style="border: 1px solid black; padding: 0 2px;">A</span>	+\$112
<b>TF</b>	1 1/4"-high wood veneer top <span style="border: 1px solid black; padding: 0 2px;">A</span>	+\$136
<b>TV1</b>	1 1/8"-high wood veneer top and wood composite edge with oversail front <span style="border: 1px solid black; padding: 0 2px;">A</span>	+\$232

#### *For veneer front (V-15) with 18" deep (18-)*

<b>NT</b>	no top	+\$0
<b>T1</b>	1"-high painted metal top with squared edge	+\$0
<b>T2</b>	1 1/4"-high painted metal top with squared edge	+\$0
<b>T3</b>	1 1/4"-high painted metal top with radius edge	+\$48
<b>TL</b>	1 1/4"-high laminate top with thermoplastic edge	+\$63
<b>TF</b>	1 1/4"-high wood veneer top <span style="border: 1px solid black; padding: 0 2px;">A</span>	+\$136
<b>TV1</b>	1 1/8"-high wood veneer top and wood composite edge with oversail front <span style="border: 1px solid black; padding: 0 2px;">A</span>	+\$232



## Sloped-Pull Freestanding Pedestal *continued*

*For veneer front (V-15) with 22" deep (22-), or 28" deep (28-)*

<b>NT</b>	no top	+\$0
<b>T1</b>	1"-high painted metal top with squared edge	+\$0
<b>T2</b>	1 $\frac{1}{4}$ "-high painted metal top with squared edge	+\$0
<b>TE3</b>	Ethospace® pedestal top	+\$46
<b>T3</b>	1 $\frac{1}{4}$ "-high painted metal top with radius edge	+\$48
<b>TL</b>	1 $\frac{1}{4}$ "-high laminate top with thermoplastic edge	+\$63
<b>TF</b>	1 $\frac{1}{4}$ "-high wood veneer top <span style="border: 1px solid black; padding: 0 2px;">A</span>	+\$136
<b>TV1</b>	1 $\frac{1}{8}$ "-high wood veneer top and wood composite edge with oversail front <span style="border: 1px solid black; padding: 0 2px;">A</span>	+\$232

### Step 8.

Veneer Front Finish: Wood Veneer

*For veneer front (V-15) with no top (NT), 1"-high painted metal top with squared edge (T1), 1 $\frac{1}{4}$ "-high painted metal top with squared edge (T2), 1 $\frac{1}{4}$ "-high painted metal top with radius edge (T3), or Ethospace® pedestal top (TE3), or 1 $\frac{1}{4}$ "-high laminate top with thermoplastic edge (TL)*

<b>2U</b>	light brown walnut <span style="border: 1px solid black; padding: 0 2px;">A</span>	+\$28
<b>40</b>	dark brown walnut <span style="border: 1px solid black; padding: 0 2px;">A</span>	+\$28
<b>ED</b>	aged cherry <span style="border: 1px solid black; padding: 0 2px;">A</span>	+\$28
<b>EK</b>	medium red walnut <span style="border: 1px solid black; padding: 0 2px;">A</span>	+\$28
<b>ET</b>	clear on ash <span style="border: 1px solid black; padding: 0 2px;">A</span>	+\$28
<b>EU</b>	oak on ash <span style="border: 1px solid black; padding: 0 2px;">A</span>	+\$28
<b>EV</b>	walnut on ash <span style="border: 1px solid black; padding: 0 2px;">A</span>	+\$28
<b>UL</b>	natural maple <span style="border: 1px solid black; padding: 0 2px;">A</span>	+\$28
<b>UX</b>	walnut on cherry <span style="border: 1px solid black; padding: 0 2px;">A</span>	+\$28

Veneer Front/Top Finish: Wood Veneer

*For veneer front (V-15) with 1 $\frac{1}{8}$ "-high wood veneer top and wood composite edge with oversail front (TV1)*

<b>40</b>	dark brown walnut <span style="border: 1px solid black; padding: 0 2px;">A</span>	+\$28
<b>ED</b>	aged cherry <span style="border: 1px solid black; padding: 0 2px;">A</span>	+\$28
<b>EK</b>	medium red walnut <span style="border: 1px solid black; padding: 0 2px;">A</span>	+\$28
<b>ET</b>	clear on ash <span style="border: 1px solid black; padding: 0 2px;">A</span>	+\$28
<b>EU</b>	oak on ash <span style="border: 1px solid black; padding: 0 2px;">A</span>	+\$28
<b>EV</b>	walnut on ash <span style="border: 1px solid black; padding: 0 2px;">A</span>	+\$28
<b>UL</b>	natural maple <span style="border: 1px solid black; padding: 0 2px;">A</span>	+\$28
<b>UX</b>	walnut on cherry <span style="border: 1px solid black; padding: 0 2px;">A</span>	+\$28

Veneer Top Finish: Wood Veneer

*For painted metal front (P-15) with 1 $\frac{1}{4}$ "-high wood veneer top (TF)*

<b>2U</b>	light brown walnut <span style="border: 1px solid black; padding: 0 2px;">A</span>	+\$20
<b>40</b>	dark brown walnut <span style="border: 1px solid black; padding: 0 2px;">A</span>	+\$20
<b>ED</b>	aged cherry <span style="border: 1px solid black; padding: 0 2px;">A</span>	+\$20
<b>EK</b>	medium red walnut <span style="border: 1px solid black; padding: 0 2px;">A</span>	+\$20
<b>ET</b>	clear on ash <span style="border: 1px solid black; padding: 0 2px;">A</span>	+\$20
<b>EU</b>	oak on ash <span style="border: 1px solid black; padding: 0 2px;">A</span>	+\$20
<b>EV</b>	walnut on ash <span style="border: 1px solid black; padding: 0 2px;">A</span>	+\$20
<b>UL</b>	natural maple <span style="border: 1px solid black; padding: 0 2px;">A</span>	+\$20
<b>UX</b>	walnut on cherry <span style="border: 1px solid black; padding: 0 2px;">A</span>	+\$20

Veneer Top Finish: Wood Veneer

*For painted metal front (P-15) with 1 $\frac{1}{8}$ "-high wood veneer top and wood composite edge with oversail front (TV1)*

<b>40</b>	dark brown walnut <span style="border: 1px solid black; padding: 0 2px;">A</span>	+\$20
<b>ED</b>	aged cherry <span style="border: 1px solid black; padding: 0 2px;">A</span>	+\$20
<b>EK</b>	medium red walnut <span style="border: 1px solid black; padding: 0 2px;">A</span>	+\$20
<b>ET</b>	clear on ash <span style="border: 1px solid black; padding: 0 2px;">A</span>	+\$20
<b>EU</b>	oak on ash <span style="border: 1px solid black; padding: 0 2px;">A</span>	+\$20
<b>EV</b>	walnut on ash <span style="border: 1px solid black; padding: 0 2px;">A</span>	+\$20
<b>UL</b>	natural maple <span style="border: 1px solid black; padding: 0 2px;">A</span>	+\$20
<b>UX</b>	walnut on cherry <span style="border: 1px solid black; padding: 0 2px;">A</span>	+\$20

Veneer Top Finish: Recut Veneer

*For painted metal front (P-15) with 1 $\frac{1}{4}$ "-high recut veneer top (TR)*

<b>RA</b>	light ash <span style="border: 1px solid black; padding: 0 2px;">A</span>	+\$0
<b>RK</b>	mahogany dark <span style="border: 1px solid black; padding: 0 2px;">A</span>	+\$0
<b>RM</b>	mahogany <span style="border: 1px solid black; padding: 0 2px;">A</span>	+\$0

Veneer Front/Top Finish: Wood Veneer

*For veneer front (V-15) with 1 $\frac{1}{4}$ "-high wood veneer top (TF)*

<b>2U</b>	light brown walnut <span style="border: 1px solid black; padding: 0 2px;">A</span>	+\$28
<b>40</b>	dark brown walnut <span style="border: 1px solid black; padding: 0 2px;">A</span>	+\$28
<b>ED</b>	aged cherry <span style="border: 1px solid black; padding: 0 2px;">A</span>	+\$28
<b>EK</b>	medium red walnut <span style="border: 1px solid black; padding: 0 2px;">A</span>	+\$28
<b>ET</b>	clear on ash <span style="border: 1px solid black; padding: 0 2px;">A</span>	+\$28
<b>EU</b>	oak on ash <span style="border: 1px solid black; padding: 0 2px;">A</span>	+\$28
<b>EV</b>	walnut on ash <span style="border: 1px solid black; padding: 0 2px;">A</span>	+\$28
<b>UL</b>	natural maple <span style="border: 1px solid black; padding: 0 2px;">A</span>	+\$28
<b>UX</b>	walnut on cherry <span style="border: 1px solid black; padding: 0 2px;">A</span>	+\$28

# Sloped-Pull Freestanding Pedestal *continued*

## Step 9. Top Finish For 1 $\frac{1}{4}$ "-high laminate top with thermoplastic edge (TL)

Solid-Color Laminate		
<b>8Q</b>	folkstone grey	+\$0
<b>91</b>	white	+\$0
<b>98</b>	studio white	+\$0
<b>CL</b>	cool grey neutral	+\$0
<b>HF</b>	inner tone light	+\$0
<b>HT</b>	inner tone	+\$0
<b>LT</b>	light tone	+\$0
<b>LU</b>	soft white	+\$0
<b>WL</b>	sandstone	+\$0
<b>WN</b>	warm grey neutral	+\$0

Linen Laminate		
<b>LBM</b>	crisp linen	+\$0
<b>LBN</b>	classic linen	+\$0
<b>LBP</b>	casual linen	+\$0

Mesh Laminate		
<b>LBK</b>	pewter mesh	+\$0
<b>LBL</b>	steel mesh	+\$0

Twill Laminate		
<b>LBF</b>	neutral twill	+\$0
<b>LBG</b>	sarum twill	+\$0
<b>LBH</b>	earthen twill	+\$0
<b>LBJ</b>	graphite twill	+\$0
<b>LBQ</b>	white twill	+\$0

Wood-Grain Laminate		
<b>HM</b>	natural maple	+\$0
<b>HP</b>	light anigre	+\$0
<b>LA</b>	light ash	+\$0
<b>LBA</b>	clear on ash	+\$0
<b>LBB</b>	oak on ash	+\$0
<b>LBC</b>	walnut on ash	+\$0
<b>LBD</b>	dark brown walnut	+\$0
<b>LBE</b>	medium red walnut	+\$0
<b>LM</b>	mahogany	+\$0
<b>76</b>	light brown walnut	+\$0
<b>HX</b>	aged cherry	+\$0
<b>HY</b>	walnut on cherry	+\$0

Zephyr Laminate		
<b>28</b>	canyon	+\$0
<b>29</b>	misted	+\$0

Step 10. Edge Finish For 1 $\frac{1}{4}$ "-high laminate top with thermoplastic edge (TL)		
<b>28</b>	canyon	+\$0
<b>29</b>	misted	+\$0
<b>76</b>	light brown walnut	+\$0
<b>8Q</b>	folkstone grey	+\$0
<b>91</b>	white	+\$0
<b>BU</b>	black umber	+\$0
<b>CL</b>	cool grey neutral	+\$0
<b>G2</b>	graphite satin	+\$0
<b>HF</b>	inner tone light	+\$0
<b>HM</b>	natural maple	+\$0
<b>HP</b>	light anigre	+\$0
<b>HT</b>	inner tone	+\$0
<b>HX</b>	aged cherry	+\$0
<b>HY</b>	walnut on cherry	+\$0
<b>LA</b>	light ash	+\$0
<b>LBA</b>	clear on ash	+\$0
<b>LBB</b>	oak on ash	+\$0
<b>LBC</b>	walnut on ash	+\$0
<b>LBD</b>	dark brown walnut	+\$0
<b>LBE</b>	medium red walnut	+\$0
<b>LBK</b>	pewter mesh	+\$0
<b>LBL</b>	steel mesh	+\$0
<b>LM</b>	mahogany	+\$0
<b>LBM</b>	crisp linen	+\$0
<b>LBN</b>	classic linen	+\$0
<b>LBP</b>	casual linen	+\$0
<b>LU</b>	soft white	+\$0
<b>LBF</b>	neutral twill	+\$0
<b>LBG</b>	sarum twill	+\$0
<b>LBH</b>	earthen twill	+\$0
<b>LBJ</b>	graphite twill	+\$0
<b>LBQ</b>	white twill	+\$0
<b>MT</b>	medium tone	+\$0
<b>SG</b>	slate grey	+\$0
<b>WA</b>	wheat	+\$0
<b>WL</b>	sandstone	+\$0
<b>WN</b>	warm grey neutral	+\$0

## Sloped-Pull Freestanding Pedestal *continued*

### Step 11. Lock

*For no top (NT), 1 $\frac{1}{4}$ "-high laminate top with thermoplastic edge (TL), or 1 $\frac{1}{8}$ "-high wood veneer top and wood composite edge with oversail front (TV1)*

<b>NL</b>	no lock	-\$30
-----------	---------	-------

*For 1"-high painted metal top with squared edge (T1), 1 $\frac{1}{4}$ "-high painted metal top with squared edge (T2), 1 $\frac{1}{4}$ "-high painted metal top with radius edge (T3), Ethospace® pedestal top (TE3), 1 $\frac{1}{4}$ "-high recut veneer top (TR), or 1 $\frac{1}{4}$ "-high wood veneer top (TF)*

<b>KA</b>	keyed alike	-\$10
-----------	-------------	-------

<b>KC</b>	keyed differently, chrome	+\$0
-----------	---------------------------	------

<b>KD</b>	keyed differently, black	+\$0
-----------	--------------------------	------

### Step 12. Pull Finish

<b>G2</b>	graphite satin	+\$0
-----------	----------------	------

<b>U1</b>	brushed aluminum	+\$0
-----------	------------------	------

### Step 13. Base Height

<b>B1</b>	1"-high base	+\$0
-----------	--------------	------

<b>B2</b>	1 $\frac{1}{2}$ "-high base	+\$0
-----------	-----------------------------	------

<b>B3</b>	2 $\frac{1}{4}$ "-high base	+\$0
-----------	-----------------------------	------

<b>B4</b>	3 $\frac{1}{4}$ "-high base	+\$0
-----------	-----------------------------	------

<b>BA</b>	1"-high recessed base	+\$32
-----------	-----------------------	-------

<b>BB</b>	1 $\frac{1}{2}$ "-high recessed base	+\$32
-----------	--------------------------------------	-------

<b>BC</b>	2 $\frac{1}{4}$ "-high recessed base	+\$32
-----------	--------------------------------------	-------

<b>BD</b>	3 $\frac{1}{4}$ "-high recessed base	+\$32
-----------	--------------------------------------	-------

<b>B5</b>	4 $\frac{1}{4}$ "-high base	+\$32
-----------	-----------------------------	-------

### Step 14. Counterweight

<b>NO</b>	no counterweight	+\$0
-----------	------------------	------

<b>CB</b>	counterweight	+\$88
-----------	---------------	-------

### Step 15. Compressor

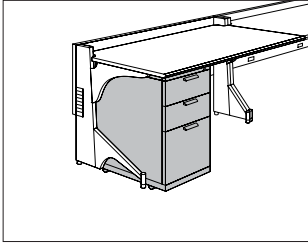
		<b>FF</b>	<b>BBF</b>	<b>PPBF</b>
--	--	-----------	------------	-------------

<b>DC</b>	hanging rail, no compressor	-\$24	-12	-12
-----------	-----------------------------	-------	-----	-----

<b>C</b>	standard compressor	+\$0	0	0
----------	---------------------	------	---	---

# Sloped-Pull Mobile Pedestal

M19P-  
M19V-



## Product Information

### Description

This 15"-wide mobile pedestal has sloped pulls and smooth or textured steel. It has no top or a metal, laminate, or veneer top. The pedestal has a 2½"-high base with casters and counterweights.

Actual pedestal depths are 17⅞", 21⅞", or 27⅞". The pedestal is available in a variety of drawer configurations. File drawers include a file compressor; box drawers include an adjustable drawer divider. The pedestal with squared-edge metal top is available with a hand grip; the 22"- and 28"-deep pedestals with squared-edge metal tops are available with transit handles.

### Notes

Grain direction is vertical for veneer-front pedestals.

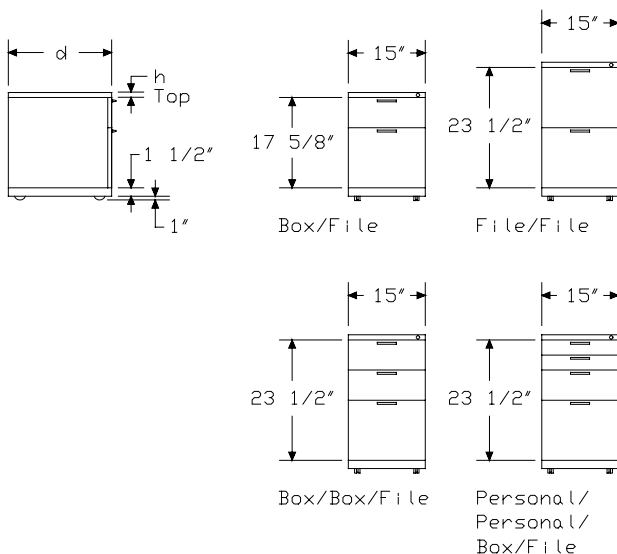
Order optional accessories separately:

- Drawer divider (73-1567-D)
- File drawer organizer (73-9874-FDO)
- File drawer organizer (LG901)
- Pencil tray (73-1516-PT)
- Stationery tray (73-7082-SST)

No lock option (NL) can only be specified on pedestals with no top option (NT), laminate top option (TL), or veneer top option (TV1).

For keyed-alike locks, order lock plugs separately. See Keyed-Alike Information in Appendices.

## Dimensions



## Specification Information

### Step 1.

**M19**

### Step 2. Front Material

**P-15** painted metal front

**V-15** veneer front A

### Step 3. Depth

**18-** 18" deep

**22-** 22" deep

**28-** 28" deep

### Step 4. Configuration

**FF** file/file

**BF** box/file

**BBF** box/box/file

**PPBF** personal/personal/box/file

### Prices for Steps 1-4.

	FF	BF	BBF	PPBF
<b>M19P-15 18-</b>	\$878	766	910	993
<b>22-</b>	\$903	785	937	1022
<b>28-</b>	\$944	813	966	1054
<b>M19V-15 18-</b>	\$1419	1245	1544	1731
<b>22-</b>	\$1449	1265	1574	1762
<b>28-</b>	\$1492	1299	1617	1808

### Step 5. Paint/Steel Type

<b>SS</b>	smooth paint on smooth steel	+\$0
<b>TS</b>	smooth paint on textured steel	+\$20
<b>XS</b>	textured paint on smooth steel	+\$0


# Sloped-Pull Mobile Pedestal

continued

## Step 6. Surface Finish

### Nonmetallic Paint

For smooth paint on smooth steel (SS) or smooth paint on textured steel (TS)

<b>8Q</b>	folkstone grey	+\$0
<b>91</b>	white	+\$0
<b>98</b>	studio white 	+\$0
<b>9J</b>	sparrow	+\$0
<b>BU</b>	black umber	+\$0
<b>G2</b>	graphite satin	+\$0
<b>HF</b>	inner tone light	+\$0
<b>HT</b>	inner tone	+\$0
<b>LT</b>	light tone	+\$0
<b>LU</b>	soft white	+\$0
<b>MT</b>	medium tone	+\$0
<b>SG</b>	slate grey	+\$0
<b>WA</b>	wheat	+\$0
<b>WL</b>	sandstone	+\$0


### Metallic Paint

For smooth paint on smooth steel (SS) or smooth paint on textured steel (TS)

<b>1209</b>	platinum	+\$0
<b>1210</b>	hematite	+\$0
<b>1212</b>	bronzite	+\$0
<b>CN</b>	metallic champagne	+\$0
<b>EH</b>	metallic bronze	+\$0
<b>MS</b>	metallic silver	+\$0

### Sand Texture Paint

For textured paint on smooth steel (XS)

<b>98</b>	studio white 	+\$0
-----------	--	------




### Bright Sand Texture Paint

For textured paint on smooth steel (XS)



<b>91</b>	white	+\$0
<b>CL</b>	cool grey neutral	+\$0
<b>G1</b>	graphite	+\$0
<b>WN</b>	warm grey neutral	+\$0

## Step 7. Top

### For painted metal front (P-15)

<b>NT</b>	no top	+\$0
<b>T1</b>	1"-high painted metal top with squared edge	+\$0
<b>T2</b>	1 1/4"-high painted metal top with squared edge	+\$0
<b>T3</b>	1 1/4"-high painted metal top with radius edge	+\$48
<b>TL</b>	1 1/4"-high laminate top with thermoplastic edge	+\$63
<b>TR</b>	1 1/4"-high recut veneer top 	+\$112
<b>TF</b>	1 1/4"-high wood veneer top 	+\$136
<b>TV1</b>	1 1/8"-high wood veneer top and wood composite edge with oversail front 	+\$232










### For veneer front (V-15)

<b>NT</b>	no top	+\$0
<b>T1</b>	1"-high painted metal top with squared edge	+\$0
<b>T2</b>	1 1/4"-high painted metal top with squared edge	+\$0
<b>T3</b>	1 1/4"-high painted metal top with radius edge	+\$48
<b>TL</b>	1 1/4"-high laminate top with thermoplastic edge	+\$63
<b>TF</b>	1 1/4"-high wood veneer top 	+\$136
<b>TV1</b>	1 1/8"-high wood veneer top and wood composite edge with oversail front 	+\$232

## Step 8.

### Veneer Front Finish: Wood Veneer

For veneer front (V-15) with no top (NT), 1"-high painted metal top with squared edge (T1), 1 1/4"-high painted metal top with squared edge (T2), or 1 1/4"-high painted metal top with radius edge (T3), or 1 1/4"-high laminate top with thermoplastic edge (TL)

<b>2U</b>	light brown walnut 	+\$28
<b>40</b>	dark brown walnut 	+\$28
<b>ED</b>	aged cherry 	+\$28
<b>EK</b>	medium red walnut 	+\$28
<b>ET</b>	clear on ash 	+\$28
<b>EU</b>	oak on ash 	+\$28
<b>EV</b>	walnut on ash 	+\$28
<b>UL</b>	natural maple 	+\$28
<b>UX</b>	walnut on cherry 	+\$28

# Sloped-Pull Mobile Pedestal

continued

## Veneer Front/Top Finish: Wood Veneer

For veneer front (V-15) with 1<sup>1</sup>/<sub>8</sub>"-high wood veneer top and wood composite edge with oversail front (TV<sub>1</sub>)

<b>40</b>	dark brown walnut <span>A</span>	+\$28
<b>ED</b>	aged cherry <span>A</span>	+\$28
<b>EK</b>	medium red walnut <span>A</span>	+\$28
<b>ET</b>	clear on ash <span>A</span>	+\$28
<b>EU</b>	oak on ash <span>A</span>	+\$28
<b>EV</b>	walnut on ash <span>A</span>	+\$28
<b>UL</b>	natural maple <span>A</span>	+\$28
<b>UX</b>	walnut on cherry <span>A</span>	+\$28

## Veneer Top Finish: Wood Veneer

For painted metal front (P-15) with 1<sup>1</sup>/<sub>4</sub>"-high wood veneer top (TF)

<b>2U</b>	light brown walnut <span>A</span>	+\$20
<b>40</b>	dark brown walnut <span>A</span>	+\$20
<b>ED</b>	aged cherry <span>A</span>	+\$20
<b>EK</b>	medium red walnut <span>A</span>	+\$20
<b>ET</b>	clear on ash <span>A</span>	+\$20
<b>EU</b>	oak on ash <span>A</span>	+\$20
<b>EV</b>	walnut on ash <span>A</span>	+\$20
<b>UL</b>	natural maple <span>A</span>	+\$20
<b>UX</b>	walnut on cherry <span>A</span>	+\$20

## Veneer Top Finish: Wood Veneer

For painted metal front (P-15) with 1<sup>1</sup>/<sub>4</sub>"-high wood veneer top and wood composite edge with oversail front (TV<sub>1</sub>)

<b>40</b>	dark brown walnut <span>A</span>	+\$20
<b>ED</b>	aged cherry <span>A</span>	+\$20
<b>EK</b>	medium red walnut <span>A</span>	+\$20
<b>ET</b>	clear on ash <span>A</span>	+\$20
<b>EU</b>	oak on ash <span>A</span>	+\$20
<b>EV</b>	walnut on ash <span>A</span>	+\$20
<b>UL</b>	natural maple <span>A</span>	+\$20
<b>UX</b>	walnut on cherry <span>A</span>	+\$20

## Veneer Top Finish: Recut Veneer

For painted metal front (P-15) with 1<sup>1</sup>/<sub>4</sub>"-high recut veneer top (TR)

<b>RA</b>	light ash <span>A</span>	+\$0
<b>RK</b>	mahogany dark <span>A</span>	+\$0
<b>RM</b>	mahogany <span>A</span>	+\$0

## Veneer Front/Top Finish: Wood Veneer

For veneer front (V-15) with 1<sup>1</sup>/<sub>4</sub>"-high wood veneer top (TF)

<b>2U</b>	light brown walnut <span>A</span>	+\$28
<b>40</b>	dark brown walnut <span>A</span>	+\$28
<b>ED</b>	aged cherry <span>A</span>	+\$28
<b>EK</b>	medium red walnut <span>A</span>	+\$28
<b>ET</b>	clear on ash <span>A</span>	+\$28
<b>EU</b>	oak on ash <span>A</span>	+\$28
<b>EV</b>	walnut on ash <span>A</span>	+\$28
<b>UL</b>	natural maple <span>A</span>	+\$28
<b>UX</b>	walnut on cherry <span>A</span>	+\$28

## Step 9. Top Finish

For 1<sup>1</sup>/<sub>4</sub>"-high laminate top with thermoplastic edge (TL)

### Solid-Color Laminate

<b>8Q</b>	folkstone grey	+\$0
<b>91</b>	white	+\$0
<b>98</b>	studio white	+\$0
<b>CL</b>	cool grey neutral	+\$0
<b>HF</b>	inner tone light	+\$0
<b>HT</b>	inner tone	+\$0
<b>LT</b>	light tone	+\$0
<b>LU</b>	soft white	+\$0
<b>WL</b>	sandstone	+\$0
<b>WN</b>	warm grey neutral	+\$0

### Linen Laminate

<b>LBM</b>	crisp linen	+\$0
<b>LBN</b>	classic linen	+\$0
<b>LBP</b>	casual linen	+\$0

### Mesh Laminate

<b>LBK</b>	pewter mesh	+\$0
<b>LBL</b>	steel mesh	+\$0

### Twill Laminate

<b>LBF</b>	neutral twill	+\$0
<b>LBG</b>	sarum twill	+\$0
<b>LBH</b>	earthen twill	+\$0
<b>LBJ</b>	graphite twill	+\$0
<b>LBQ</b>	white twill	+\$0

# Sloped-Pull Mobile Pedestal

continued

Wood-Grain Laminate		
<b>HM</b>	natural maple	+\$0
<b>HP</b>	light anigre	+\$0
<b>LA</b>	light ash	+\$0
<b>LBA</b>	clear on ash	+\$0
<b>LBB</b>	oak on ash	+\$0
<b>LBC</b>	walnut on ash	+\$0
<b>LBD</b>	dark brown walnut	+\$0
<b>LBE</b>	medium red walnut	+\$0
<b>LM</b>	mahogany	+\$0
<b>76</b>	light brown walnut	+\$0
<b>HX</b>	aged cherry	+\$0
<b>HY</b>	walnut on cherry	+\$0

Zephyr Laminate		
<b>28</b>	canyon	+\$0
<b>29</b>	misted	+\$0

## Step 10. Edge Finish

For 1 1/4"-high laminate top with thermoplastic edge (TL)

<b>28</b>	canyon	+\$0
<b>29</b>	misted	+\$0
<b>76</b>	light brown walnut	+\$0
<b>8Q</b>	folkstone grey	+\$0
<b>91</b>	white	+\$0
<b>98</b>	studio white	+\$0
<b>BU</b>	black umber	+\$0
<b>CL</b>	cool grey neutral	+\$0
<b>G2</b>	graphite satin	+\$0
<b>HF</b>	inner tone light	+\$0
<b>HM</b>	natural maple	+\$0
<b>HP</b>	light anigre	+\$0
<b>HT</b>	inner tone	+\$0
<b>HX</b>	aged cherry	+\$0
<b>HY</b>	walnut on cherry	+\$0
<b>LA</b>	light ash	+\$0
<b>LBA</b>	clear on ash	+\$0
<b>LBB</b>	oak on ash	+\$0
<b>LBC</b>	walnut on ash	+\$0
<b>LBD</b>	dark brown walnut	+\$0
<b>LBE</b>	medium red walnut	+\$0
<b>LBK</b>	pewter mesh	+\$0
<b>LBL</b>	steel mesh	+\$0
<b>LBM</b>	crisp linen	+\$0
<b>LBN</b>	classic linen	+\$0
<b>LBP</b>	casual linen	+\$0
<b>LBF</b>	neutral twill	+\$0

<b>LBG</b>	sarum twill	+\$0
<b>LBH</b>	earthen twill	+\$0
<b>LBJ</b>	graphite twill	+\$0
<b>LBQ</b>	white twill	+\$0
<b>LM</b>	mahogany	+\$0
<b>LU</b>	soft white	+\$0
<b>MT</b>	medium tone	+\$0
<b>SG</b>	slate grey	+\$0
<b>WA</b>	wheat	+\$0
<b>WL</b>	sandstone	+\$0
<b>WN</b>	warm grey neutral	+\$0

## Step 11. Lock

For no top (NT), 1 1/4"-high laminate top with thermoplastic edge (TL), or 1 1/8"-high wood veneer top and wood composite edge with oversail front (TV1)

<b>NL</b>	no lock	-\$30
-----------	---------	-------

For 1"-high painted metal top with squared edge (T1), 1 1/4"-high painted metal top with squared edge (T2), 1 1/4"-high painted metal top with radius edge (T3), 1 1/4"-high recut veneer top (TR) AND 1 1/4"-high wood veneer top (TF)

<b>KA</b>	keyed alike	-\$10
<b>KC</b>	keyed differently, chrome	+\$0
<b>KD</b>	keyed differently, black	+\$0

## Step 12. Handle

For 18" deep (18-) with 1"-high painted metal top with squared edge (T1), or 1 1/4"-high painted metal top with squared edge (T2)

<b>HN</b>	no hand grip or transit handle	+\$0
<b>H1</b>	hand grip only	+\$48

For 22" deep (22-) or 28" deep (28-) with 1"-high painted metal top with squared edge (T1), or 1 1/4"-high painted metal top with squared edge (T2)

<b>HN</b>	no hand grip or transit handle	+\$0
<b>H1</b>	hand grip only	+\$48
<b>H2</b>	transit handle only	+\$95
<b>H3</b>	hand grip and transit handle	+\$142

## Step 13. Pull Finish

<b>G2</b>	graphite satin	+\$0
<b>U1</b>	brushed aluminum	+\$0

# Sloped-Pull Mobile Pedestal

continued

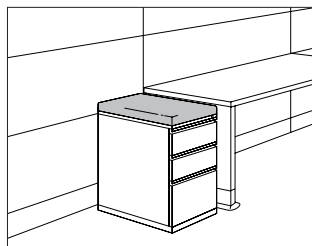
Meridian® Pedestals

Step 14. Compressor		FF	BF	BBF	PPBF
DC	hanging rail, no compressor	-\$24	-12	-12	-12
C	standard compressor	+\$0	0	0	0



# Pedestal Retrofit Cushion Top

TC1-1  
TC2-1



## Product Information

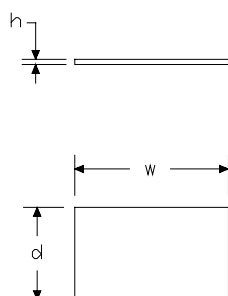
### Description

This 1"- or 2"-high cushion is retrofit to a freestanding or mobile pedestal's metal top and provides temporary guest seating. It is available in 2 widths and 3 depths. Hook-and-loop fastener strips are included to attach cushion to flat metal top.

### Notes

Pedestal cushion accepts Customer's Own Material (COM). Yardage is estimated for nondirectional, 54"-wide fabrics. Order 1/2 yard of fabric per cushion. For odd number of cushions, round up to next whole yard. For information on multiple quantities or directional fabrics, contact COM Department. See Order Information in Appendices. Cushion tops cannot be used with Compass™ pedestals.

### Dimensions



## Specification Information

### Step 1.

TC

### Step 2. Height

- 1- 1" high
- 2- 2" high

### Step 3. Width

- 15 15" wide
- 18 18" wide

### Step 4. Depth

- 18 18" deep
- 22 22" deep
- 28 28" deep

### Prices for Steps 1-4.

TC1-15	18	\$91
	22	\$103
	28	\$131
TC1-18	18	\$123
	22	\$132
	28	\$143
TC2-15	18	\$105
	22	\$115
	28	\$140
TC2-18	18	\$140
	22	\$151
	28	\$166

# Pedestal Retrofit Cushion Top

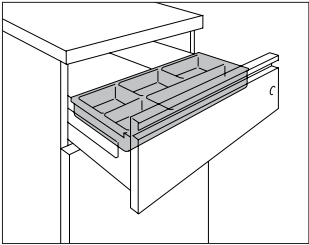
continued

Meridian® Pedestals

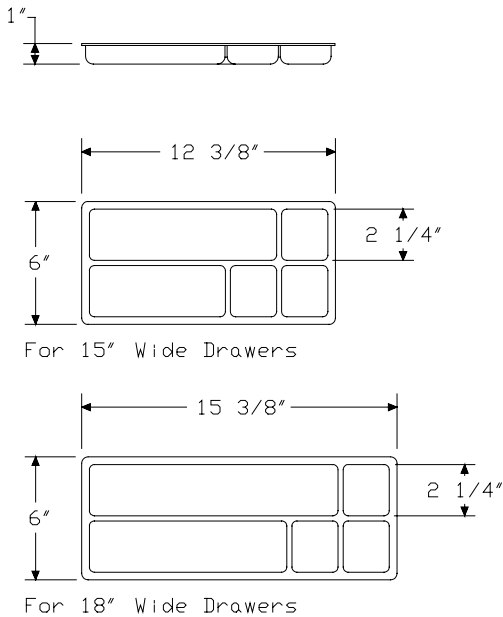
Step 5. Cushion Top Fabric	
See textiles list for fabric numbers. First 2 digits of number indicate fabric line; remaining digit(s) indicate fabric color.	
Price Category 1	+\$0
Price Category 2	+\$29
Price Category 3	+\$41
Price Category 4	+\$54
Price Category 5	+\$70
Price Category 7 <span>A</span>	+\$98
Price Category 9	+\$650
Price Category (Geiger) 10	+\$735
Price Category B	+\$20
Price Category C	+\$27
Price Category E	+\$41
Price Category F	+\$54
Price Category G	+\$70
Price Category H	+\$85
Price Category I	+\$100
Price Category J	+\$114
Price Category K	+\$310

Pencil Tray for Box Drawer, Meridian® Pedestal

73-15  
73-18

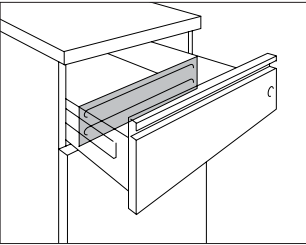


Product Information	Specification Information				
<p><b>Description</b></p> <p>This plastic drawer stores pencils and other small items in a box drawer. The 12"-wide pencil tray fits in a 15"-wide box drawer; the 15"-wide pencil tray fits in an 18"-wide box drawer. Finish is black umber.</p>	<p><b>Step 1.</b></p> <p><b>73-</b></p>				
<p><b>Notes</b></p> <p>Pencil tray cannot be used in Tu® pedestals or Quadrant® pedestals. For 5000 Series furniture, pencil tray can be used in standard-, bevel-, or contour-pull pedestals.</p>	<p><b>Step 2. Width</b></p> <p><b>1516-PT</b> for 15"-wide drawer (for Meridian® pedestals and 5000 Series furniture)</p> <p><b>1816-PT</b> for 18"-wide drawer (for Meridian® pedestals)</p>				
<p><b>Dimensions</b></p>	<p><b>Prices for Steps 1-2.</b></p> <table><tr><td><b>73-1516-PT</b></td><td>\$21</td></tr><tr><td><b>73-1816-PT</b></td><td>\$24</td></tr></table>	<b>73-1516-PT</b>	\$21	<b>73-1816-PT</b>	\$24
<b>73-1516-PT</b>	\$21				
<b>73-1816-PT</b>	\$24				



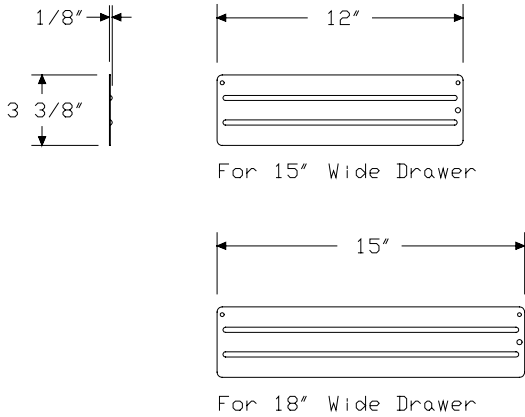
Drawer Divider for Box Drawer,  
Meridian® Pedestal

73-15  
73-18



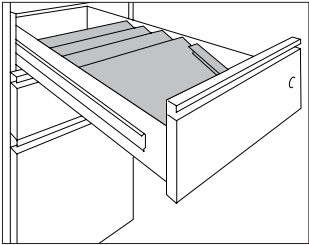
Product Information
Description
This adjustable divider is used in a box drawer. The 12"-wide divider fits in a 15"-wide box drawer; the 15"-wide divider fits in an 18"-wide box drawer. Finish is black umber.
Notes
Drawer divider cannot be used in Tu® pedestals or Quadrant® pedestals. For 5000 Series furniture, drawer divider can be used in standard-, bevel-, or contour-pull pedestals.
Dimensions

Specification Information	
Step 1.	
73-	
Step 2. Width	
1567-D	for 15"-wide drawer (for Meridian® pedestals and 5000 Series furniture)
1867-D	for 18"-wide drawer (for Meridian® pedestals)
Prices for Steps 1-2.	
73-1567-D	\$15
73-1867-D	\$18

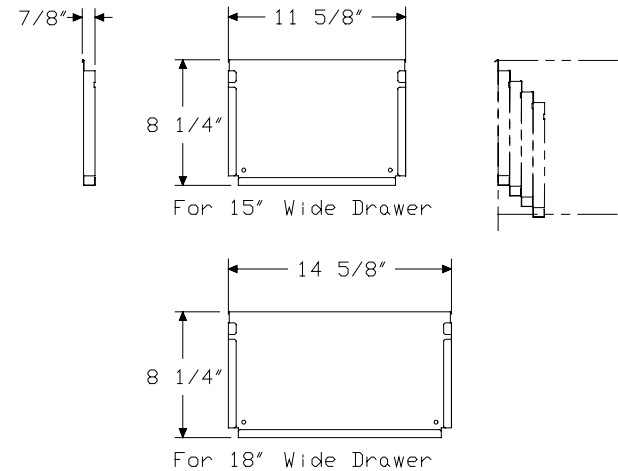


Stationery Tray for Box Drawer, Meridian® Pedestal

73-70

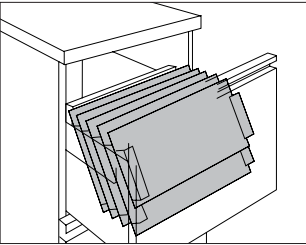


Product Information
Description
This sectioned tray stores envelopes, stationery, and forms in a box drawer. The 12"-wide tray fits in a 15"-wide box drawer; the 15"-wide tray fits in an 18"-wide box drawer. Finish is black umber.
Notes
Stationery tray cannot be used in Tu® pedestals or Quadrant® pedestals. For 5000 Series furniture, stationery tray can be used in standard-, bevel-, or contour-pull pedestals.
Dimensions

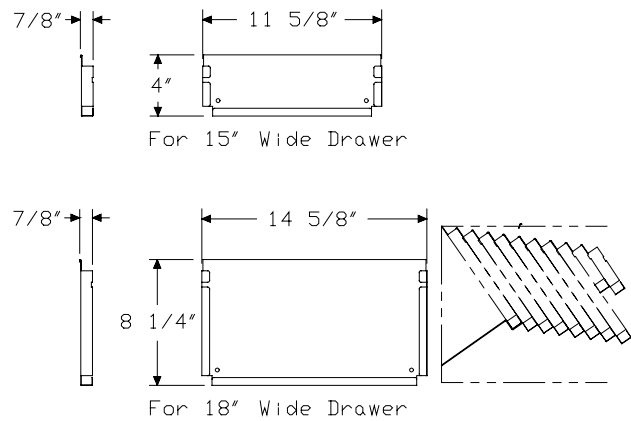


Specification Information
Step 1.
73-7082-
Step 2. Width
SST for 15"-wide drawer (for Meridian® pedestals and 5000 Series furniture)
SST-SP for 18"-wide drawer (for Meridian® pedestals)
Prices for Steps 1-2.
73-7082- SST \$107
SST-SP \$119

File Drawer Organizer, Meridian® 73-98  
Pedestal



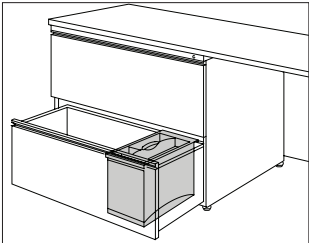
Product Information
<p><b>Description</b></p> <p>This sectioned organizer stores letter-size stationery and papers in a file drawer. The 12"-wide organizer fits in a 15"-wide file drawer; the 15"-wide organizer fits in an 18"-wide file drawer. Finish is black umber.</p>
<p><b>Notes</b></p> <p>File drawer organizer cannot be used in Tu® pedestals or Quadrant® pedestals.</p> <p>For 5000 Series furniture, file drawer organizer can be used in standard-, bevel-, or contour-pull pedestals.</p>
Dimensions



Specification Information		
Step 1.		
73-9874-		
Step 2. Width		
FDO	for 15"-wide drawer (for Meridian® pedestals and 5000 Series furniture)	
FDO-SP	for 18"-wide drawer (for Meridian® pedestals)	
Prices for Steps 1-2.		
73-9874- FDO		\$189
FDO-SP		\$227

File Drawer Organizer

LG901

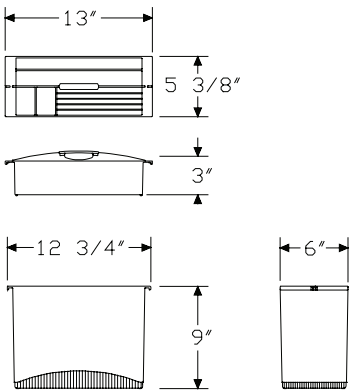


Product Information

Description

This 2-sectioned organizer fits into any file drawer arranged for letter-size filing. The removable top section stores computer disks and other small items. The bottom section stores larger items or can be divided into 3 compartments; it includes 2 vertical dividers. Finish is black umber.

Dimensions

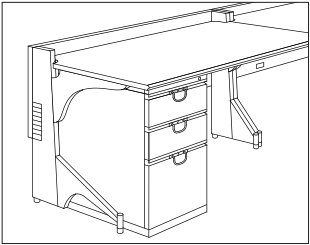


Specification Information

Step 1.

LG901

\$79

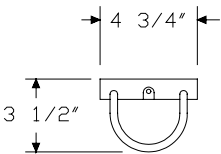


Meridian® Pedestals

Product Information

**Description**  
This plastic loop-style pull slides into the standard pull or Tu® W-pull on a pedestal or lateral file drawer. It makes the drawer easier to open. Package contains 1 pull and attachment hardware.

Dimensions



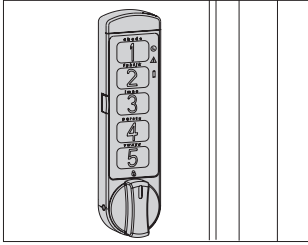
Specification Information

Step 1.		
EAP-		
Step 2. Pull Style		
L	loop	
Prices for Steps 1-2.		
EAP-L		\$54
Step 3. Finish		
BU	black umber	+\$0
HF	inner tone light	+\$0
MT	medium tone	+\$0



## Keyless Lock

MKL-H  
MKL-V  
MKS-H  
MKS-V



### Product Information

#### Description

This keyless lock replaces an existing cam lock and is available in 2 mode options. Locker mode allows for a temporary code to be entered for each use, and station mode allows for repeated use with the same code. Multiple orientation options allow the keyless lock to be used with a variety of products.

#### Notes

Replacement battery is a 3-volt lithium CR2032 battery.

Actual lock dimensions are 3.86"W×1.00"H×0.39"D.

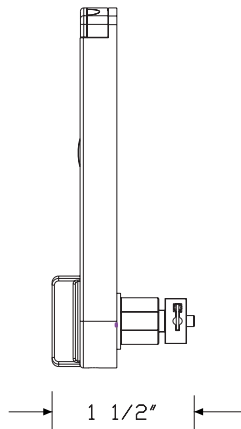
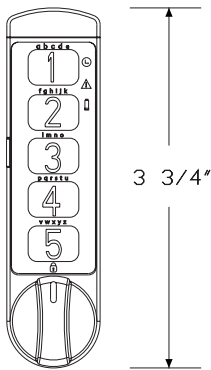
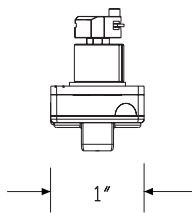
Meridian® standard pull 2600 series, the Tu® metal pedestal, and some Tu metal lateral files will not accommodate the width of the keyless lock.

Order the following products separately:

- Control key fob (MKL-CKF)
- User key fob (MKL-UKF)

This keyless lock can be found under the Meridian® product line code of MS.

### Dimensions



### Specification Information

#### Step 1.

**MK** ☐

#### Step 2. Mode

**L-** locker mode ☐

**S-** station mode ☐

#### Step 3. Orientation

**HL** horizontal, keypad facing left ☐

**HR** horizontal, keypad facing right ☐

**VU** vertical, keypad facing up ☐

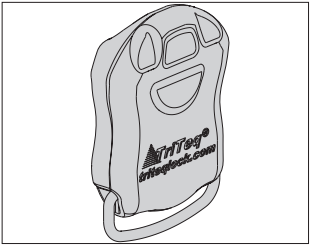
**VD** vertical, keypad facing down ☐

#### Prices for Steps 1-3.

<b>MKL-HL</b>	\$203
<b>MKL-HR</b>	\$203
<b>MKL-VU</b>	\$203
<b>MKL-VD</b>	\$203
<b>MKS-HL</b>	\$203
<b>MKS-HR</b>	\$203
<b>MKS-VU</b>	\$203
<b>MKS-VD</b>	\$203

#### Step 4. Finish

<b>OI</b> silver <input type="checkbox"/>	+\$0
<b>BK</b> black <input type="checkbox"/>	+\$0



Meridian® Pedestals

Product Information

Description

This key fob opens the keyless lock without using the numeric keypad.

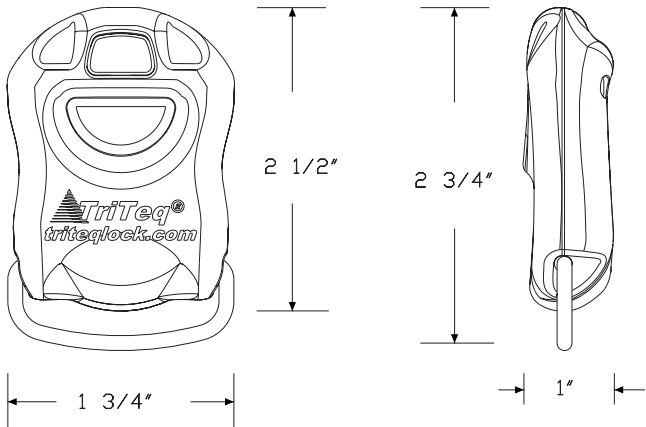
Notes

Order the following products separately:

- Keyless lock (MK)
- User key fob (MKL-UKF)

This keyless lock, control key fob can be found under the Meridian® product line code of MS.

Dimensions



Specification Information

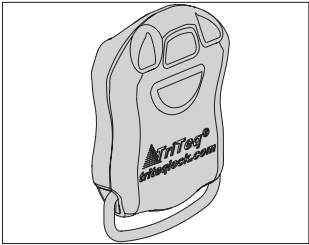
Step 1.

MKL-CKF A

\$173

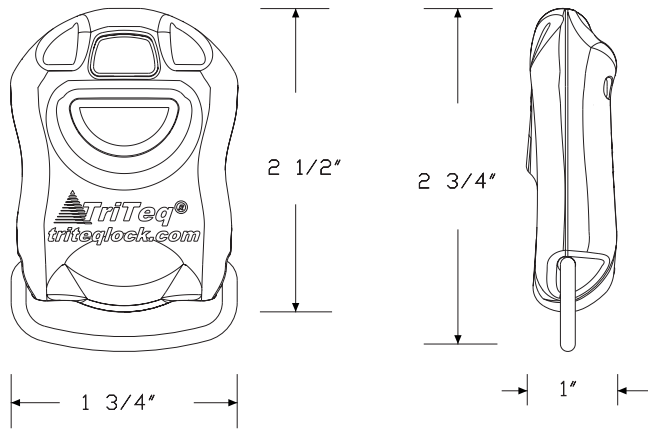
Keyless Lock, User Key Fob

MKL-U



Product Information
Description
This key fob opens the keyless lock without using the numeric keypad.
Notes
Order the following products separately:
<ul style="list-style-type: none"><li>• Keyless lock (MK)</li><li>• Control key fob (MKL-CKF)</li></ul>
This keyless lock, user key fob can be found under the Meridian® product line code of MS.
Dimensions

Specification Information
Step 1.
MKL-UKF <span>A</span> <span>\$173</span>





## Index by Product Name

<b>Meridian® Pedestals</b>	
Arc-Pull Freestanding Pedestal	page(s) 16
Arc-Pull Mobile Pedestal	21
Bar-Pull Freestanding Pedestal	26
Bar-Pull Mobile Pedestal	31
Bevel-Pull Freestanding Pedestal	36
Bevel-Pull Mobile Pedestal	41
Bevel-Pull Suspended Pedestal	45
Drawer Divider for Box Drawer, Meridian® Pedestal	68
Ellipse-Pull Freestanding Pedestal	47
Ellipse-Pull Mobile Pedestal	51
EnhancedAccess™ Pull	72
File Drawer Organizer	71
File Drawer Organizer, Meridian® Pedestal	70
Keyless Lock	73
Keyless Lock, Control Key Fob	74
Keyless Lock, User Key Fob	75
Pedestal Retrofit Cushion Top	65
Pencil Tray for Box Drawer, Meridian® Pedestal	67
Sloped-Pull Freestanding Pedestal	55
Sloped-Pull Mobile Pedestal	60
Standard-Pull Freestanding Pedestal	5
Standard-Pull Mobile Pedestal	10
Standard-Pull Suspended Pedestal	14
Stationery Tray for Box Drawer, Meridian® Pedestal	69



## Index by Product Number

73-15	Drawer Divider for Box Drawer, Meridian® Pedestal	page(s) 68
73-15	Pencil Tray for Box Drawer, Meridian® Pedestal	67
73-18	Drawer Divider for Box Drawer, Meridian® Pedestal	68
73-18	Pencil Tray for Box Drawer, Meridian® Pedestal	67
73-70	Stationery Tray for Box Drawer, Meridian® Pedestal	69
73-98	File Drawer Organizer, Meridian® Pedestal	70
EAP-L	EnhancedAccess™ Pull	72
F1A-1	Arc-Pull Freestanding Pedestal	16
F1D-1		
F1J-1	Ellipse-Pull Freestanding Pedestal	47
F1KP-	Bar-Pull Freestanding Pedestal	26
F1KV-		
F14-1	Bevel-Pull Freestanding Pedestal	36
F16-1	Standard-Pull Freestanding Pedestal	5
F19P-	Sloped-Pull Freestanding Pedestal	55
F19V-		
LG901	File Drawer Organizer	71
M1A-1	Arc-Pull Mobile Pedestal	21
M1D-1		
M1J-1	Ellipse-Pull Mobile Pedestal	51
M1KP-	Bar-Pull Mobile Pedestal	31
M1KV-		
M14-1	Bevel-Pull Mobile Pedestal	41
M16-1	Standard-Pull Mobile Pedestal	10
M19P-	Sloped-Pull Mobile Pedestal	60
M19V-		
MKL-C	Keyless Lock, Control Key Fob	74
MKL-H	Keyless Lock	73
MKL-U	Keyless Lock, User Key Fob	75
MKL-V	Keyless Lock	73
MKS-H		
MKS-V		
S14-1	Bevel-Pull Suspended Pedestal	45
S16-1	Standard-Pull Suspended Pedestal	14
TC1-1	Pedestal Retrofit Cushion Top	65
TC2-1		







## 20-Day or Less/Assigned Lead-Time Order Information

### 20-Day or Less and Assigned Lead-Time Programs

20-day or less and assigned lead-time products are designed for established Herman Miller dealers with pre-approved credit.

Products are distributed from multiple manufacturing facilities across the United States. All products and options not designated by an Assigned Lead-Time icon  will ship in 20 business days or less after being acknowledged by Herman Miller. Products and options designated by an  are on the assigned lead-time program and will ship in 20 days, less than 20 days, or more than 20 days from order acknowledgement.

### Ordering Procedure

Please place orders through Order Manager. If this is not available to you, place orders through mail or fax. Verbal purchase orders will not be accepted.

Order Entry fax number for Passage®, 5000 Series, and Meridian® Filing and Storage: (616) 846 9236.

Order Entry fax number for all other products:  
(616) 654 3085.

For more information, contact your Customer Care representative at:  
(866) 854 3048 EXT 3400.

### Shipments and Delivery

Per Herman Miller Terms and Conditions.

### Changes and Cancellation

Per Herman Miller Terms and Conditions.



# Keyed-Alike Information

## Keyed-Alike Locks

All components with locks may be specified keyed alike. Products with keyed-alike locks will be shipped with lock chassis installed.

Installation of lock cylinders will be on-site according to instructions provided. Herman Miller, Inc., will not be responsible for lock cylinder installation.

When specifying product keyed-alike, include separate lines on your order for the lock cylinders.

**For Action Office®, Ethospace®, Passage®, Quadrant®, Resolve®, and Supplemental products,** list cylinder part number and key number (232092-XXX); select a key number (or numbers) between 226 and 427, excluding numbers 408 and 412.

The following products require a different lock cylinder part number. Specify UKY001-XXX for these products only; select a key number (or numbers) between 226 and 427, excluding numbers 408 and 412.

A3013.

A3053.

G5180.

G5181.

G5280.

The keys provided in 232092-XXX and UKY001-XXX kits work with either cylinder type, provided the key numbers match.

**For Tu® Storage, Canvas Office Landscape®, 5000 Series, and Meridian® Storage, see the following charts.**

Keyed-alike locks are field installed.

To order keyed-alike locks for Action Office® Series 1 and 2 door panels, please contact Customer Care.

A master key can be used to open any lock on an attached or freestanding component. In addition, a removal key or lock change tool is required to remove lock plugs. Customers interested in ordering master keys, removal keys, or lock change tools should contact Customer Care.

For Canvas overhead and lower storage units, specify as follows:

Specification Code	Part Number	Color	Lock Series
KA	1B2JK7-XXX <sup>1</sup>	chrome	UM series 226-427

For Canvas Metal Storage, Meridian Storage, Tu Storage, and 5000 Series desk components with pedestals, specify as follows:

Specification Code	Key Number	Color	Lock Series
KA	232092-XXX <sup>1</sup>	black	UM series 226-427
KA	1B2JK7-XXX <sup>1</sup>	chrome	UM series 226-427

For 5000 Series flipper door unit with bezel or credenza storage cabinet with bezel, specify as follows:

Specification Code	Key Number	Color	Lock Series
KA	232092-XXX <sup>1</sup>	black	UM series 226-427

### Key Number:

XXX<sup>1</sup> = a key number between 226 and 427 (excluding 408 and 412)

# Vary Easy Program

## Program Overview

Vary Easy is a program designed to help dealers specify standard products with a larger breadth of options. For example, depending on the type of product being specified, choices include additional size, finish, edge types, and cable management features. Vary Easy 3D, specIT, and third-party text-based specification packages support the Vary Easy program. Vary Easy 3D enables designers to create a 3D image, CAD symbols, and a price book page. A Vary Easy product number is assigned for each product as the user selects specific options. Once the product is completely specified, the order can be submitted via Kiosk's Order Manager or a dealer's business system.

## Accessing and Specifying Vary Easy

To view the full product vocabulary, go to the Vary Easy Product Offering on Kiosk. To specify Vary Easy, go to the Vary Easy 3D website on Kiosk, specIT, or your third-party text-based specification package.

Once you've made your product line selection, continue to follow through each option and enter the specific options that represent the product you need. When the product is fully specified, Vary Easy will generate an orderable product number and instantly calculate a price.

*Note: Failure to completely specify a product will cause a delay in order acknowledgements. Be sure to make a selection for all options offered.*

The acknowledgement process for Vary Easy products is the same as for any standard order. Vary Easy products ship with a standardized lead time and are competitively priced.

For more information, contact your Customer Care Line at (866) 854 3048 EXT 3400.

# Stain-to-Match Program

## Stain-to-Match Program

### Program Overview

The Stain-to-Match program gives you the option of using veneer finishes that are not listed in the standard offering. The program allows Herman Miller to match a customer's existing recut or natural veneer, or create a new finish that is unique to an installation.

Specific information on approval, ordering, pricing, and warranty for the Stain-to-Match program is listed below. Questions and requests for assistance may be directed to Herman Miller Options at:

(800) 654 3910

### Ordering Products with Stain-to-Match Veneers

1. Fill out the Options Stain-to-Match Request Form and send along with a color sample (2" x 3" minimum) to the Herman Miller Options Applications Team at the address provided on the form. The form can be found on Omni.
2. Within 7-10 working days, Herman Miller Options will send a sample of the color-matched stain on Herman Miller veneer to the requester for the customer's signed approval.
3. If the sample meets the customer's approval, sign the reverse side of the sample, scan and email the approval to:  
options@hermanmiller.com.
4. After the stain has been approved, a formal quotation with special number and pricing can be provided, or the product can be specified through the Vary Easy program, if available. Work with the Options team on final product needs and how to specify.
5. A purchase order can then be placed.

### Stain-to-Match Warranty

Herman Miller warrants its products to be free from defects in craftsmanship from the date of delivery for the applicable warranty period. Herman Miller is responsible for the physical properties of the veneers available through the Stain-to-Match program, which include:

- STA: Stain-to-Match on Recut Ash
- STB: Stain-to-Match on Beech
- STC: Stain-to-Match on Cherry
- STD: Stain-to-Match on Oak
- STK: Stain-to-Match on Reltech Anigre (Geiger)
- STM: Stain-to-Match on Recut Mahogany
- STP: Stain-to-Match on Maple
- STU: Stain-to-Match on Walnut (Geiger)

See your specification tool for product specific finish offering limitations.



# Customer's Own Material/ Customer's Own Leather Order Information — Cushion Tops

## Customer's Own Material/Customer's Own Leather

### Program Overview

The Customer's Own Material (COM) and Customer's Own Leather (COL) program gives you the option of using textiles other than those listed. Herman Miller will test textiles for application to Herman Miller products and will process orders for those with approved COM/COL textiles only. COM/COL are assigned lead time textiles.

Omni lists an overview of fabrics and leathers that have been tested and indicates whether or not they were approved for application to Herman Miller products.

Specific information on the terms and conditions, testing, approval, and ordering process for COM/COL is listed below. Questions about the COM/COL program and requests for assistance may be directed to your COM representative at:

(616) 654 3400

(866) 854 3048 EXT 6543400

### Customer's Own Material/Customer's Own Leather Warranty

Herman Miller does not warrant COM/COL textiles. COM/COL textiles are tested for application only; they are not tested for performance. The Herman Miller warranty does apply to the underlying products.

Suppliers of COM/COL textiles are responsible for color consistency within commercial tolerances, UV stability, and resistance to soiling and perspiration.

### Customer's Own Material/Customer's Own Leather Pricing

COM is a Category 1 fabric. There are no application charges for COM fabrics. COL is a Category 7 textile; refer to prices on specific products to determine the application charge.

Ordering and payment for COM/COL textile yardage are the responsibility of the customer and the textile supplier.

If desired, Herman Miller will purchase COM textiles directly from True Textiles, C.F. Stinson, Luna Textiles, Maharam, and Momentum Textiles to simplify ordering and shipment. For this service, refer to the Supplier Connection program.

### Application Note

Herman Miller does not guarantee that Customer's Own Material (COM) fabric patterns will align across panels/tiles or from one screen to the next. We also do not guarantee that COM fabric designs will be positioned consistently in the same location across several panels, tiles, or screens.

## Textile Approval

1. Select a COM/COL textile.
2. If your textile is not listed on Omni, obtain a test number from a COM representative at (616) 654 3400. You can also submit your request within Omni. Please have the following information ready before calling: textile name, number, pattern, and the product you will apply it to.
3. Herman Miller will notify you of approval or disapproval within 4 days from receipt of the test yardage.

Customer's Own Material/  
Customer's Own Leather  
Order Information — Cushion Tops  
*continued*

Ordering Products with COM/COL

- 1. Refer to the specific products to determine the yardage required for COM/COL textiles.
- 2. If your textile is not listed on Omni, call a COM representative at (616) 654 3400 or (866) 854 3048 EXT 6543400. The representative will assign an identification number for your textile (ID#) and will verify yardage requirements for your order. Yardage requirements are based on directional, 54"-wide textiles. Additional yardage may be needed due to the unique characteristics of a textile.
- 3. Enter your order on Order Manager in Omni.
- 4. Upon receipt of your purchase order, Herman Miller will send you a PO acknowledgment.
- 5. Arrangements must be made for the textiles to be shipped from the supplier to Herman Miller for application to the seating products. See Omni for shipping procedures and current shipping addresses or contact a COM representative at (616) 654 3400 or (866) 854 3048 EXT 6543400.

Products will be scheduled for production when COM/COL textiles are received at Herman Miller. Standard lead times in effect at that time will apply.

*Note: If textiles are to be purchased directly by Herman Miller through the Supplier Connection program, Herman Miller will handle the ordering and shipping process and will schedule your order for production upon receipt of your purchase order (dependent on textile availability). Refer to the Supplier Connection program for more information.*

Supplier Connection

Program Overview

The Supplier Connection program is a service offered by Herman Miller to purchase approved COM textiles directly from True Textiles, C.F. Stinson, Luna Textiles, Maharam, and Momentum Textiles. When you select a textile through this program, Herman Miller will facilitate the ordering, scheduling, and shipment of the textile directly with the supplier.

Suppliers included in the Supplier Connection program keep an active inventory of textiles that are pre-approved for application to Herman Miller products. Pre-approval applies only to the suitability of a textile for manufacturing and application to a Herman Miller product. Omni provides an overview of fabrics that have been tested and indicates whether or not they were approved for application to Herman Miller products.

Specific information on the terms and conditions, testing, approval, and ordering process for the Supplier Connection program is listed below. Questions and requests for assistance may be directed to your COM representative at:  
(616) 654 3400  
(866) 854 3048 EXT 6543400

Supplier Connection Warranty

Textiles purchased by Herman Miller through the Supplier Connection program are COM and are not warranted by Herman Miller. COM textiles are tested for application only; they are not tested for performance. The Herman Miller warranty does apply to the underlying products.

Suppliers of COM textiles are responsible for color consistency within commercial tolerances, UV stability, and resistance to soiling and perspiration.



# Customer's Own Material/ Customer's Own Leather Order Information — Cushion Tops

*continued*

## **Supplier Connection Pricing**

Textiles purchased by Herman Miller through the Supplier Connection program are COM. COM is a Category 1 fabric. There are no application charges for COM fabrics.

Payment for textiles purchased by Herman Miller through the Supplier Connection program is the responsibility of the customer or dealer. Herman Miller will invoice the order at the supplier's prices published at the time of the order.

## **Textile Approval**

1. Refer to Omni to identify the approval status of the textile. If your textile is not listed, contact the COM Department to request testing for application to Herman Miller products.
2. Herman Miller will notify you of approval or disapproval in approximately 4 days from receipt of the test yardage. If the textile is approved, it will be assigned a COM identification number.

## **Ordering Products with Supplier Connection COM**

1. Identify and include the following information on your purchase order:
  - Product number and option
  - Herman Miller's COM identification number
2. Enter your order on Order Manager in Omni.
3. Upon receipt of the purchase order, Herman Miller will process your order and send you a PO acknowledgment. Herman Miller will determine the yardage required to produce your product and will order and schedule for delivery the required textile. Standard lead times in effect at the time the textile is allocated at the supplier will apply to products ordered through this program.



# Proprietary Textiles Application Chart — Seating

• Available

[A] Assigned lead-time textile.

See following page for exception  
notes.

[N] Non-woven textile.

Price Category 1																												
COM	Customer's Own Material			14	1	1							1	1	1	1		1	1	1			1	1	1	1	1	1
231	8Z Pellicle®	•																										
1A7	AireWeave™ 2		•																									
3P	ColorGuard [N]			15	21	22	•	•	•	•	•	•	2		3	8		•	•	•				•	•	6	•	•
8T	Crossing			•			•	•					•	•	•	•			•				•	•		•	•	•
6V	Flexnet™																•											
95	Gem			14			•	•					•	•	•	•		•		•			•	•			•	•
65	Interweave								•			•																
4W	Lyris 2™						•	•																				
1MN	Monologue			14	21	22	•	•		•	•	•	•					•	•	•		•	•	•	•		•	•
3DK	Stretch Knit [A]				21																							
235	Tailored [A]			•	•	•	•		•	•	•	•				•		•	•			•	•					•
1WS	Whisper			14	21	•	•	•		•	•	•	•	•	•	•		•	•	•		•	•	•	•		•	•
Price Category 2																												
92	Crepe			•		•	•	•	•	•	•	•	•	•	•	•		•	•	•		•	•	•	•		•	•
22Q	Fish Net			•		•	•	•		•	•	•	•	•	•	•		•	•			•	•		•		•	•
1LM	Loom			14		•	•			•	•	•							•	•						•	•	•
1MV	Marvel				21	•				•	•	•						•									•	•
1HA	Medley			14	•	•	22			•	•	•	•	•	•	•		•	•	•		•	•	•			•	•
3A	Moiré			14		•	•	•	•		•		•	•	•	•		•	•			•					•	•
30	Rhythm			•	23	•	•			•	•	•	•		•	•		•	•			•		•	•		•	•
1RV	Rivet			14		21	22			•	•	•	•					•	•	•		•	•	•	•		•	•
8R	Twist			•		•	•	•	•	•	•	•	•		•	•			•	•			•	•	•		•	•
22T	Well Suited														•	8							•		23		•	•
Price Category 3																												
70	Bento						•	•	•	•		•		•	2	•	•	8			•							•
8M	Latitude™		23				•	•								3								•	•			
22R	Pins and Needles			14			•	•	•		•		•			•		•	•			•		•			•	•
8U	Stitches			•			•	•	•	•		•	•	•	•	•		•	•	•		•	•	•	•		•	•
22V	String Plaid			14			•	•			•	•	•			•		•	•	•		•					•	•
Price Category 4																												
7Y	Bingo [N]							•	•	•	•	•	•	2		3	8		•	•	•							•
1DL	Dialogue																				•							
213	Mercer			14	•	•	22			•	•	•						•	•			•		•	•		•	•
1A9	Network																				•							
6J	Plateau													•	•	•	•											•
6S	Quilty			14			•	•			•	•	•			•		•	•	•				•			•	•
8Y	Spools			14		21	•	•	•		•	•	•	•	•	•			•	•				•			•	•
22P	Strata				21	22	•			•	•	•	•			•		•	•	•		•	•	•	•		•	•
Price Category 5																												
14A	Hopsak			14			•	22	•	•	•	•	•	•	•	•		•	•	•		•	•	•	•		•	•
22N	Noble (22H) [A]			14			•	25	•			•	•	•	•	•	3	8		•	•	•		•	•		•	•
Price Category 6																												
35	Balance						•																					
Price Category 7																												
COL	Customer's Own Leather [A]		1		14										1	1	1	8										1
Price Category 8																												
No fabrics available at this time																												
Price Category 9																												
21	Leather		23		14											•	•	8		4						•		•

continued on next page

# Proprietary Textiles Application Chart — Seating

continued

• Available

[A] Assigned lead-time textile.

See below for exception notes.

[N] Non-woven textile.

## Fire-Retardant Chairs/Fabrics

	Mirra® 2 Chairs/Stools with Butterfly Back	Celle® Chairs/Stools	Embody® Chairs	Sayl® Work Chairs/Stools	Sayl Side Chairs	Setu® Chairs/Stools	Setu Lounge Chair/Ottoman	Ergon 3® Chairs	Equa 2® Fully Upholstered Chairs/Stools	Equa 2 Split-Pad Upholstered Chairs/Stools	Aside® Chairs	Caper® Chairs/Stools	Celeste™ Seating	Plex™ Lounge Furniture	Swoop™ Lounge Seating - Fully Upholstered	Fames® Tandem Sling Seating
<b>Price Category 1</b>																
COM Customer's Own Material [A]							1	1	1	1		1				
1A7__ AireWeave™ 2	•															
3P__ ColorGuard [N]		15	24	22				2		3	8				•	6
8T__ Crossing		14				•	•	•	•	•	•		•		•	
6V__ Flexnet™												•				
95__ Gem		14				•	•	•	•	•	•		•	•	•	
4W__ Lyris 2™						18	•									
235__ Tailored [A]	•					•							•	•		
<b>Price Category 2</b>																
92__ Crepe		14		•	•				•	•	•		•	•	•	
22Q__ Fish Net		•		•	•	•								•		
3A__ Moiré		14		•	•	•	•	•	•	•			•			
30__ Rhythm		14	16	24	•						8				•	
8R__ Twist		14		•	•	•	•	•			8		•	•	•	
<b>Price Category 3</b>																
70__ Bento				•	•	•	•	2	•		8				•	
8M__ Latitude™		•		•	•											
22R__ Pins and Needles				•	•	•										
8U__ Stitches		14		•	•	•	•	•	•	•			•	•	•	
22V__ String Plaid				•									•			
<b>Price Category 4</b>																
6J__ Plateau											•					
6S__ Quilty		14		•	•										•	
<b>Price Category 5</b>																
14A__ Hopsak		14		•			•		•	•	•			•	•	
<b>Price Category 6</b>																
35__ Balance			17													
<b>Price Category 9</b>																
21__ Leather		14									8					

All foam and Proprietary Textiles on HermanMiller seating comply with California TB 117-2013.

Application Note: Herman Miller cannot guarantee material/pattern alignment in adjacent products. For example, a fabric's pattern may not align from one pedestal cushion top to the next, or from one chair to another.

- 1 Refer to price book appendices and Omni for COM/COL information.
- 2 Available on all Ergon 3 chairs except for fabric back (FB) option.
- 3 Available on A-and B-size Equa 2 split-pad upholstered chairs.
- 4 See specific products for information on specifying leather in combination with fabric.
- 6 Only available in 3P02 Navy, 3P03 Spruce, 3P14 Black, 3P17 Burgundy, 3P19 Slate, and 3PC7 Bucksuede.
- 8 Only available on nonupholstered outer back option (PB).
- 14 Available on Celle UC (upholstered seat) and HC (upholstered seat with protective edge) Chairs.
- 15 Available only on Celle HC (upholstered seat with protective edge) Chairs.

- 16 Only available in 3014 Black.
- 17 Only available in 3512 Carbon and 3513 Black.
- 18 Only available in 4W26 Slate Grey, 4W30 Java, and 4W31 Graphite.
- 21 Not available on Sayl upholstered back work chairs.
- 22 Not available on Sayl side chairs with upholstered backs.
- 23 Available in select colors. Refer to "Proprietary Textile Colors-Seating" for color offering.
- 24 Not available on Sayl upholstered High-Back Work Chairs.
- 25 Not available on Sayl side chairs with upholstered backs. Available in select colors. Refer to "Proprietary Textile Colors-Seating" for color offering.

# Proprietary Textile Colors — Seating

## Price Category 1

Customer's Own Material
See Order Information in Appendices.
Assigned lead-time textile. <span>A</span>

8Z Pellicle®
For New Aeron® Chairs
56% elastomeric
44% polyester
23101 Mineral
23102 Carbon
23103 Graphite

AireWeave™ 2
For Mirra® 2 Chairs
67% elastomeric
33% antimony-free polyester
1A701 Alpine
1A702 Slate Grey
1A703 Graphite
1A704 Lime Green
1A705 Cappuccino
1A706 Urban Orange
1A707 Dark Turquoise
1A708 Twilight

ColorGuard
54" wide
100% vinyl
3P01 Grey
3P02 Navy *
3P03 Spruce * <span>A</span>
3P08 Blueberry <span>A</span>
3P12 Black Plum <span>A</span>
3P14 Black *
3P19 Slate *
3P31 Horizon Blue <span>A</span>
3P33 Pumice
3P54 Candy Apple <span>A</span>
3P72 Allspice <span>A</span>
3P96 Manzanita <span>A</span>
3P97 Fudge <span>A</span>
3PB2 Sea Grass <span>A</span>
3PB5 Vizcaya Palm <span>A</span>
3PB9 Neptune <span>A</span>
3PC7 Bucksuede * <span>A</span>
3PD4 Otter <span>A</span>

\* Colors available on Eames® Tandem Sling Seating.

A Assigned lead-time color.

Crossing
54" wide
86% antimony-free polyester
14% polyester
8T03 Wicker
8T04 Porcelain
8T05 Warm Grey
8T06 Sepia
8T07 Pumpkin
8T08 Copper
8T09 Cranberry
8T10 Tomato
8T11 Mulberry
8T12 Plum
8T13 Green Apple
8T14 Lodén
8T15 Spruce
8T16 Periwinkle
8T17 Cerulean
8T18 Indigo
8T19 Shale
8T20 Brownstone
8T21 Bark
8T22 Tin
8T23 Graphite
8T24 Black

Flexnet™
For Caper® Chairs
69% elastomeric
31% polyester
6V01 Black
6V02 Silver Grey

Gem
54" wide
100% antimony-free polyester
9501 Sesame
9502 Tangerine
9503 Red
9504 Red Violet
9505 Mulberry
9506 Java
9507 Twilight
9508 Bayou
9509 Iris
9510 Berry Blue
9511 Aqua Green
9512 Green Apple
9513 Spruce
9514 Black
9515 Slate Grey
9516 Fog

Interweave
For Verus™ Chairs
71% elastomeric
29% polyester
6504 Pewter
6505 Charcoal
6506 Black

Lyris 2™
For Setu® Chairs
74% elastomeric
26% polyester
4W21 Alpine
4W22 Mango
4W23 Chartreuse
4W25 Berry Blue
4W26 Slate Grey
4W28 Chino
4W29 Rattan
4W30 Java
4W31 Graphite

Price category 1 continued on next page

# Proprietary Textile Colors — Seating

continued

## Price Category 1

continued

### Monologue

54" wide	
56% recycled polyester	
44% polyester	
1MN01	Linen
1MN02	Alabaster
1MN03	Truffle
1MN04	Folkstone
1MN05	Silver Pine
1MN06	Slate
1MN07	Seed
1MN08	Yellow Oxide
1MN09	Persimmon
1MN10	Tundra
1MN11	Meadow
1MN12	Blue Sky
1MN13	Blue Spruce
1MN14	Deep Sea

### Stretch Knit

Assigned lead-time textile. <a href="#">A</a>	
Available only on Sayl®	
Suspension Back Work Chairs	
97% polyester, 3% spandex	
3DK01	Fog
3DK02	Slate Grey
3DK03	Java
3DK04	Black
3DK05	Red
3DK06	Green Apple
3DK07	Berry Blue

### Tailored

Assigned lead-time textile. <a href="#">A</a>	
54" wide	
56% polyester	
44% recycled polyester	
23501	Studio White
23502	Sugar
23503	Tomato
23504	Orchid
23505	Boysenberry
23506	Chive
23507	Bluegrass
23508	Cobalt
23509	Cadet
23510	Fog
23511	Graphite
23512	Black
23513	Coffee

### Whisper

54" wide	
73% recycled polyester	
27% polyester	
1WS01	Sand Dollar
1WS02	Pebble
1WS03	Silver Birch
1WS04	Iceberg
1WS05	Silver Pine
1WS06	Carbon
1WS07	Cumin
1WS08	Adobe
1WS09	Strawberry
1WS10	Blush
1WS11	Eggplant
1WS12	Willow
1WS13	Sea Grass
1WS14	Pool
1WS15	Blueberry

## Price Category 2

### Crepe

54" wide	
100% recycled polyester	
9201	Licorice
9203	Smoke
9207	Cherry
9209	Claret
9212	Raisin
9218	Aquamarine
9223	Cadet
9241	Beachglass
9243	Midnight
9244	Artichoke
9248	Warm White
9249	Stone
9250	Earth
9251	Fog
9252	Slate Grey
9253	Yellow Dark
9254	Coral
9255	Blush Grey
9256	Wild Berry
9257	Clover
9258	Caribbean
9259	Cerulean
9260	Brownstone
9261	Shale
9262	Graphite
9263	Tomato
9264	Green Apple

### Fish Net

55" wide	
100% recycled polyester	
22Q01	Oyster
22Q02	Stone
22Q03	Citrus
22Q04	Curry
22Q05	Chipotle
22Q06	Cherry
22Q07	Fuschia
22Q08	Claret
22Q09	Purple
22Q10	Clover
22Q11	Pesto
22Q12	Peacock
22Q13	Lagoon
22Q14	Twilight
22Q15	Bluestone
22Q16	Storm
22Q17	Black
22Q18	Cocoa

### Loom

54" wide	
100% polyester	
1LM01	Linen
1LM02	Brown Sugar and Spice
1LM03	Brick and Mortar
1LM04	Salt and Pepper
1LM05	Black
1LM06	Lemongrass
1LM07	Poppy
1LM08	Wild Berry
1LM09	Loden
1LM10	Jade
1LM11	Deep Sea

Price category 2 continued on next page

# Proprietary Textile Colors — Seating

continued

## Price Category 2

continued

Marvel	
54" wide	
100% pvc-free polyurethane	
1MV01	Summer White
1MV02	Sand Dollar
1MV03	Espresso
1MV04	Folkstone Grey
1MV05	Graphite
1MV06	Onyx
1MV07	Polar Blue
1MV08	Blush Grey
1MV09	Woodrose
1MV10	Citrus
1MV11	Adobe
1MV12	Red
1MV13	Kiwi Green
1MV14	Pine
1MV15	Teal Green
1MV16	Twilight

Medley	
54" wide	
100% polyester	
1HA01	Stone
1HA02	Trail
1HA03	Charcoal
1HA04	Cinder
1HA05	Citrus
1HA06	Papaya
1HA07	Chutney
1HA08	Tundra
1HA09	Feather Grey
1HA10	Chartreuse
1HA11	Loden
1HA12	Peacock
1HA13	Bayou
1HA14	Blue Grotto
1HA15	Blueberry
1HA22	Khaki
1HA23	Pewter
1HA24	Yellow Oxide
1HA25	Vintage Rose
1HA26	Raspberry
1HA27	Acai Berry

Moiré	
54" wide	
100% recycled polyester	
3A01	Concrete
3A02	Biscotti
3A03	Rattan
3A04	Chambray
3A05	Fern
3A08	Violet
3A09	Zin
3A10	Curry
3A11	Spice
3A12	Cork

Rhythm	
54" wide	
100% polyester	
3001	Kiwi Green *
3002	Green Apple
3003	Peacock
3004	Bayou *
3005	Berry Blue
3006	Iris
3007	Twilight
3008	Pumpkin *
3009	Poppy *
3010	Molasses
3011	Mulberry
3012	Khaki *
3013	Mink
3014	Black
3015	Charcoal

\* Colors not available on Embody® Chair.

Rivet	
54" wide	
100% recycled polyester	
1RV01	Twig
1RV02	Deep Clay
1RV03	Woodrose
1RV04	Otter
1RV05	Hemlock
1RV06	Olive
1RV07	Lagoon
1RV08	Deep Sea
1RV09	Charcoal
1RV10	Grey Brindle

Twist	
54" wide	
80% antimony-free polyester	
13% recycled polyester	
7% polyester	
8R05	Wicker
8R10	Poppy
8R14	Tin
8R15	Shale
8R16	Graphite
8R17	Birch
8R18	Sepia
8R22	Blueberry
8R23	Green Apple
8R26	Gunmetal
8R27	Cinder
8R28	Citrus
8R29	Pekoe
8R30	Tangerine
8R31	Red Plum
8R32	Wisteria
8R33	Forest
8R34	Jade Dark
8R35	Waterfall
8R36	Midnight Blue
8R37	Carbon Dark

Price category 2 continued on next page

# Proprietary Textile Colors — Seating

continued

## Price Category 2

continued

Well Suited	
55" wide	
79% polyester	
21% recycled polyester	
22T01	Oyster *
22T02	Raffia *
22T03	Peppermint *
22T04	Wild Berry *
22T05	Spring Green *
22T06	Mint *
22T07	Periwinkle *
22T08	Cool Grey *
22T09	Citrus *
22T10	Pumpkin
22T11	Red
22T12	Fuschia
22T13	Orchid
22T14	Chartreuse *
22T15	Green Apple
22T16	Jade
22T17	Peacock
22T18	Blueberry
22T19	Bluestone *
22T20	Mink

\* Colors not available on Swoop™ Plywood Lounge Seating.

## Price Category 3

Bento	
54" wide	
100% antimony-free polyester	
7001	Frost
7002	Linen
7003	Khaki
7004	Truffle
7005	Grey Black
7006	Pumpkin
7007	Cranberry
7008	Everglade
7009	Cobalt
Latitude™	
61" wide	
100% polyester	
8M01	Graphite
8M02	Shadow
8M10	Alpine
8M17	Black
8M21	Slate Grey
8M22	Lime Green
8M23	French Press
8M24	Urban Orange
8M25	Dark Turquoise
8M26	Twilight
Latitude	
Colors for Mirra 2 Chairs	
100% polyester	
8M10	Alpine
8M17	Black
8M21	Slate Grey
8M22	Lime Green
8M23	French Press
8M24	Urban Orange
8M25	Dark Turquoise
8M26	Twilight

Pins and Needles	
58" wide	
76% recycled polyester	
24% polyester	
22R01	Day and Night
22R02	Night and Day
Stitches	
54" wide	
54% polyester	
46% recycled polyester	
8U02	Rye
8U03	Khaki
8U04	Honey
8U05	Cattail
8U08	Cool Grey
8U09	Slate Blue
8U11	Evening Blue
8U12	Charcoal
8U13	Kiwi Green
8U16	Cocoa
8U17	Seed
String Plaid	
54" wide	
100% recycled polyester	
22V01	Warm White on Khaki
22V02	Mint on Yellow Green
22V03	Mist on Blue Grey
22V04	Sky Blue on Red
22V05	Lime on Magenta
22V06	Bright Green on Green
22V07	Aqua Blue on Cerulean
22V08	Ivory on Black

## Price Category 4

Bingo	
54" wide	
100% PVC-free polyurethane	
Resilience® finish	
7Y01	Oyster
7Y02	Natural
7Y03	Cashew
7Y05	Rattan
7Y06	Root
7Y07	Woodland
7Y10	Allspice
7Y11	Canyon
7Y17	Seed
7Y18	Mushroom
7Y19	Blue Grey
7Y21	Black
7Y22	Mint
7Y23	Seaport
7Y24	Evening Blue
7Y26	Kiwi Green
7Y27	Celadon
7Y29	Pesto

Price category 4 continued on next page



# Proprietary Textile Colors — Seating

continued

## Price Category 4

continued

Dialogue	
For Public Office Landscape®	
Sectional Back/Social Chair Back	
knit to size	
100% polyester	
1DL01	Light Brindle
1DL02	Dark Brindle
Mercer	
54" wide	
50% solution dyed recycled nylon	
50% solution dyed nylon	
BLOCKaide	
21301	Stone
21303	Cayenne
21305	Pesto
21306	Teal Blue
21307	Ultramarine
21310	Charcoal
Network	
For Public Office Landscape®	
Sectional Back/Social Chair Back	
knit to size	
100% polyester	
1A901	Warm White
1A902	Fog
1A903	Red
1A904	Wildberry
1A905	Green Apple
1A906	Twilight
1A907	Graphite

Plateau	
Perspectives® Collection	
knit to size	
100% polyester	
6J01	Feather Grey
6J02	Trail
6J06	Twig
6J08	Sagebrush
6J09	Winter Berry
6J10	Thunder
6J11	Blueberry
6J12	Rosemary
6J14	Black
Quilty	
56" wide	
100% antimony-free polyester	
GreenShield	
6S03	Khaki
6S04	Straw
6S07	Brick
6S10	Mink
6S11	Green Apple
6S13	Indigo
6S14	Zinc
6S15	Slate
6S16	Beachwood
6S17	Paprika
6S18	Plum
6S19	Juniper
6S20	Grey Black

Spools	
54" wide	
51% recycled polyester	
49% polyester	
Crypton® Green	
8Y03	Trail
8Y05	Copper
8Y08	Bluegrass
8Y09	Lagoon
8Y11	Beachglass
8Y12	Marsh
8Y13	Bud
Strata	
54" wide	
50% Solution dyed recycled nylon	
50% Solution dyed nylon	
BLOCKaide	
22P04	Pesto
22P05	Peacock
22P06	Blue Jay
22P07	Blueberry
22P09	Mango
22P10	Paprika
22P12	Wheat
22P13	Brownstone
22P14	Bayou

## Price Category 5

Hopsak	
56" wide	
100% recycled polyester	
14A20	Black
14A22	Raw Umber Dark
14A26	Grey Blue Dark
14A30	Sepia Dark
14A38	Emerald Dark
14A39	Yellow Dark
14A40	Orange
14A41	Sienna
14A42	Olive Green Dark
14A43	Crimson
14A44	Crimson Dark Dark
14A45	Violet Dark
14A46	Pink Dark Dark
14A47	Ultramarine Dark
14A48	Cobalt Blue
14A49	Terra Cotta
14A50	Ochre Dark
Noble	
Assigned lead-time textile. <sup>A</sup>	
54" wide	
100% wool	
22N02	Chipotle *
22N04	Cherry *
22N07	Cadet *
22N08	Berry Blue *
22N09	Peacock *
22N11	Pesto *
22N12	Blue Grey Mix *
22H15	Heathered Black **
22H16	Heathered Grey **
22H17	Heathered Twilight **
22H18	Heathered Rye Grass **
22N19	Lemongrass Mix *
22H20	Heathered Red **
22H21	Heathered Wild Berry **
22N22	Pesto Mix *
22N23	Lagoon Mix *

\* Colors not available on Sayl® Side Chairs.

\*\* Colors not available on Sayl Side Chairs Back.

# Proprietary Textile Colors — Seating

continued

## Price Category 6

Balance	
For Embody® chairs	
100% polyester	
3506	Green Apple
3507	Blue Moon
3509	Berry Blue
3510	Iris
3512	Carbon
3513	Black

## Price Category 7

Customer's Own Leather	
See Order Information in	
Appendices. Assigned lead-time	
textile. <a href="#">A</a>	

## Price Category 8

No fabrics available at this time.

## Price Category 9

Leather	
approx. 50 sq. ft. per hide	
100% leather	
2101	Ivory
2109	Black *
2110	Smoke
2111	Graphite
2112	Khaki
2113	Rattan
2114	Truffle
2115	Alpine
2116	Haze
2117	Sable Grey
2118	Dark Mineral **
2119	Dark Carbon ***
2120	Cranberry
2121	Deep Sea

\* Armpad color available on Aeron® Chair, Graphite.

\*\* Armpad color available on Aeron Chair, Mineral.

\*\*\* Armpad color available on Aeron Chair, Carbon.

# Maharam® Application Chart — Seating

- Available

See below for exception notes.

Maharam textiles are on assigned lead times. A

[N] Non-woven textile.

	Mirra® Chairs/Stools	Celle® Chairs	Sayl® Work Chairs/Stools	Sayl Side Chairs	Setu® Chairs/Stools	Setu Lounge Chair/Ottoman	Verus™ Work Chairs/Stools Back	Verus Work Chairs/Stools Seat	Verus Side Chairs Back	Verus Side Chairs Seat	Ergon 3® Chairs	Equa 2® Fully Upholstered Chairs/Stools	Equa 2 Split-Pad Upholstered Chairs/Stools	Aside® Chairs	Caper® Chairs/Stools	Celeste™ Seating	Keyn Chair Group	Locale® Bench Cushions	Public Office Landscape® Seat	Plex™ Lounge Furniture	Swoop™ Lounge Seating - Fully Upholstered	Swoop Lounge Seating - Plywood	Cushion Tops	Workspaces
<b>Price Category 1-2</b>																								
No fabrics available at this time.																								
<b>Price Category 3</b>																								
ZM2__ Meld - Maharam	14	•	•	•	•		•		•	•	•	•	•	8			•	•	•	•	•		•	•
<b>Price Category 4-9</b>																								
No fabrics available at this time.																								
<b>Price Category A</b>																								
No fabrics available at this time.																								
<b>Price Category B</b>																								
VM__ Medium - Maharam	14	•	•				•		•	•	•	•	3	•		•	•			•	•		•	•
TI__ Messenger - Maharam *	14	•	•	•	•		•	•	•			•	•		•	•				•	•	•	•	•
<b>Price Category C</b>																								
ZLR__ Lariat - Maharam [N]	14	16	16				•		•							•		•	•				•	
Z27__ Manner - Maharam	14	•	•				•		•	•	•	•	•			•	•			•	•	•	•	•
Z3__ Metric - Maharam	14	•	•				•	•	•	•	•	•	•			•	•			•	•	•	•	•
<b>Price Category D</b>																								
ZMD__ Mode - Maharam	14	•	•				•		•			•	•			•	•			•	•	•	•	•
<b>Price Category E</b>																								
ZFS__ Focus - Maharam	14	16	16										•			•							•	
V9G__ Ledger - Maharam [N]	14	16	16				•		•							•							•	
ZBQ__ Oblique - Maharam			16				•		•	•			•			•					•	•	•	
ZP2__ Pick - Maharam			•	•			•		•	•			•			•					•	•	•	
Z32__ Skein - Maharam	14	16	16	•									•			•							•	•
ZT3__ Technic - Maharam	14	18	16										•			•								
<b>Price Category F</b>																								
ZCH__ Chock - Maharam													•											
ZC8__ Coin - Maharam	14	18	16										•			•							•	
ZCJ__ Coincide - Maharam			16	16									•			•							•	
VS__ Crush - Maharam					•	•										•					•			•
ZD1__ Disc - Maharam	14	18	16										•			•							•	
ZD3__ Divide - Maharam	14	18	16										•			•							•	
ZEE__ Exchange - Maharam	14	16	16				•		•				•			•				•			•	
Z29__ Plait - Maharam	14	16	16	•			•		•							•	•				•		•	•
V26__ Remix - Maharam			16	16												•	•				•		•	•
ZRV__ Rove - Maharam	14	16	16				•		•							•								
ZRA__ Runner Standard - Maharam	14	16	16													•								
ZSM__ Seam - Maharam	14	18	16										•			•								
Z31__ Sequence - Maharam	14	16	•										•	•		•	•				•		•	
ZSS__ Shuttle Standard - Maharam	14	16	16													•								
Z33__ Strum - Maharam [N]			16													•	•				•			
ZWX__ Waxen - Maharam	14	16	16													•								

\* Available in select colors on 20-day lead-time.

Refer to "Maharam Colors - Seating" for 20-day colors.

continued on next page

# Maharam® Application Chart — Seating *continued*

- Available

See below for exception notes.

Maharam textiles are on assigned lead times. A

[N] Non-woven textile.

	Mirra® Chairs/Stools	Celle® Chairs	Sayl® Work Chairs/Stools	Sayl Side Chairs	Setu® Chairs/Stools	Setu Lounge Chair/Ottoman	Verus™ Work Chairs/Stools Back	Verus Work Chairs/Stools Seat	Verus Side Chairs Back	Verus Side Chairs Seat	Ergon 3® Chairs	Equa 2® Fully Upholstered Chairs/Stools	Equa 2 Split-Pad Upholstered Chairs/Stools	Aside® Chairs	Caper® Chairs/Stools	Celeste™ Seating	Keyn Chair Group	Locale® Bench Cushions	Public Office Landscape® Seat	Plex™ Lounge Furniture	Swoop™ Lounge Seating - Fully Upholstered	Swoop Lounge Seating - Plywood	Cushion Tops	Workspaces
<b>Price Category G</b>																								
ZC9__ Coin Crypton - Maharam			18	16				•		•							•							
ZCF__ Coincide High Performance - Maharam	14	16	16					•		•				•			•							
ZCQ__ Colline - Maharam																								
ZC2__ Compound - Maharam [N]			16	16				•		•	•		•	8			•			•		•		
ZD2__ Disc Crypton - Maharam	14	18	16														•							
ZD4__ Divide Crypton - Maharam	14	18	16											•			•							
Z23__ Divina MD - Maharam	14	•	16	•				•	•	•	•	•	•			•	•			•		•	•	
TF__ Divina - Maharam	14	•	•	•	•			•	•	•	•	•	•	8		•	•			•	•	•	•	
TG__ Divina Melange - Maharam	14	•	•	•	•			•	•	•	•	•	•	8		•	•			•	•	•	•	
ZEM__ Emboss - Maharam [N]	14	16	16														•							
ZF1__ Fold - Maharam [N]	14	18	16					•		•							•			•				
ZH1__ Hero by Kvadrat - Maharam	14	18	16				•	•	•	•				•			•							
ZQM__ Omen - Maharam	14	16	16											•			•							
ZP1__ Pick Crypton - Maharam	14	18	16											•			•							
ZP3__ Pocket - Maharam	14		•					•		•				•			•				•		•	
ZRG__ Ring - Maharam	14	16	16														•							
ZRF__ Runner - Maharam	14	16	16														•						•	
ZSN__ Sheen - Maharam	14	18	16					•		•				•			•							
ZSE__ Steelcut - Maharam								•		•							•			•				
V25__ Steelcut Trio - Maharam	14		•					•		•						•	•			•			•	
ZS1__ Stride - Maharam	14	18	16											•			•							
ZT4__ Ticker - Maharam	14	18	16					•		•				•			•						•	•
ZVT__ Vestige - Maharam	14	16	16											•			•							
<b>Price Category H</b>																								
ZT__ Circles - Maharam	14															•	•						•	
ZS__ Crosspatch - Maharam	14															•	•						•	
Z2D__ Ditto - Maharam	14															•	•				•		•	
ZK__ Dot Pattern - Maharam	14	•	•	•	•			•		•		•		•		•	•						•	
Z24__ Hallingdal - Maharam	14	•	•	•				•	•	•	•	•				•	•			•		•	•	
ZQF__ Offset - Maharam	14	16	16											•			•						•	
ZL__ Small Dot Pattern - Maharam	14	•	•	•	•			•		•		•		•		•	•						•	
ZTN__ Tonus - Maharam																				•				
<b>Price Category I</b>																								
ZLC__ Latch - Maharam	14	18	16					•		•				•			•							
ZT2__ Teatro - Maharam		18	16					•		•														
<b>Price Category J</b>																								
ZT1__ Tokyo - Maharam																				•				
<b>Price Category K</b>																								
ZC7__ Coda by Kvadrat - Maharam	14													•								•	•	
<b>Price Category L</b>																								
ZMK__ Minicheck - Maharam	14	18	16					•		•				•			•							
ZPF__ Plait High Performance- Maharam	14	16	16														•							
<b>Price Category M</b>																								
ZF2__ Fruit - Maharam	14		16											•										
<b>Price Category N-Z</b>																								
No fabrics available at this time.																								

3 Available on A- and B-size Equa 2 split-pad upholstered chairs.

8 Only available on nonupholstered outer back option (PB).

14 Available on Celle UC (upholstered seat) and HC (upholstered seat with protective edge) chairs.

16 Available on Sayl Chair seat.

18 Available on Sayl Chair seat and upholstered mid-back.

# Maharam® Colors — Seating

## Price Category 1-2

No fabrics available at this time.

## Price Category 3

### Meld – Maharam

54" wide
68% post-consumer recycled polyester
32% polyester
PFOA-Free stain resistant
ZM201/466387-201 Vast
ZM202/466387-202 Panda
ZM203/466387-203 Skyline
ZM204/466387-204 Knight
ZM205/466387-205 Quill
ZM206/466387-206 Pipe
ZM207/466387-207 Grate
ZM208/466387-208 Gloss
ZM209/466387-209 Bulb
ZM210/466387-210 Bride
ZM211/466387-211 Stark
ZM212/466387-212 Seashell
ZM213/466387-213 Antler
ZM214/466387-214 Crater
ZM215/466387-215 Perennial
ZM216/466387-216 Mulberry
ZM217/466387-217 Fuchsia
ZM218/466387-218 Amethyst
ZM219/466387-219 Merlot
ZM220/466387-220 Magma
ZM221/466387-221 Rooster
ZM222/466387-222 Heat
ZM223/466387-223 Clementine
ZM224/466387-224 Fox
ZM225/466387-225 Kiss
ZM226/466387-226 Bare
ZM227/466387-227 Blonde
ZM228/466387-228 Mimosa
ZM229/466387-229 Comet
ZM230/466387-230 Honeydew
ZM231/466387-231 Wild
ZM232/466387-232 Vine
ZM233/466387-233 Seed
ZM234/466387-234 Kale

### Meld continued

ZM235/466387-235 Waterfall
ZM236/466387-236 Nordic
ZM237/466387-237 Reef
ZM238/466387-238 Wave
ZM239/466387-239 Isle
ZM240/466387-240 Creek
ZM241/466387-241 Mariner
ZM242/466387-242 Globe
ZM243/466387-243 Spa

## Price Category 4-9

No fabrics available at this time.

- Maharam textiles are on assigned lead times A unless otherwise noted.
- Fabric numbers are listed as Herman Miller fabric number/Maharam fabric number.

# Maharam® Colors — Seating

continued

## Price Category A

## Price Category B

No fabrics available at this time.

Medium – Maharam	
54" wide	
100% polyester	
VM01/463490-001	Raven
VM02/463490-002	Smoke
VM03/463490-003	Alloy
VM04/463490-004	Flax
VM06/463490-006	Bark
VM07/463490-007	Espresso
VM08/463490-008	Pecan
VM12/463490-012	Pumpkin
VM13/463490-013	Persimmon
VM14/463490-014	Laser
VM16/463490-016	Port
VM22/463490-022	Marina
VM29/463490-029	Pistachio
VM32/463490-032	Prospect
VM36/463490-036	Delight
VM39/463490-039	Nautical
VM40/463490-040	Pool
VM44/463490-044	Washed
VM45/463490-045	Sculpture
VM46/463490-046	Thatched
VM47/463490-047	Hike
VM48/463490-048	Tangle
VM49/463490-049	Pacific
VM50/463490-050	Cosmic
VM51/463490-051	Cascade
VM52/463490-052	Blackberry
VM53/463490-053	Nasturtium
VM54/463490-054	Wooded

Messenger – Maharam	
54" wide	
78% recycled polyester	
15% polyester, 7% nylon	
TI01/458640-001	Balsa
TI06/458640-006	Tobacco
TI07/458640-007	Shadow *
TI08/458640-008	Bayou *
TI10/458640-010	Zinc
TI24/458640-024	Poppy
TI25/458640-025	Mao
TI29/458640-029	Onyx
TI31/458640-031	Cloud *
TI38/458640-038	Depth *
TI40/458640-040	Nile
TI41/458640-041	Azure *
TI45/458640-045	Cactus *
TI46/458640-046	Ice *
TI48/458640-048	Neon *
TI50/458640-050	Hydrangea *
TI51/458640-051	Lilac
TI52/458640-052	Chestnut
TI53/458640-053	Tangelo
TI54/458640-054	Lumine *
TI58/458640-058	Snow
TI59/458640-059	Fennel
TI60/458640-060	Peridot *
TI61/458640-061	Capri
TI62/458640-062	Ultramarine
TI63/458640-063	Squall
TI66/458640-066	Cassis
TI67/458640-067	Aster
TI68/458640-068	Spice
TI69/458640-069	Cherry
TI70/458640-070	Vibrant
TI71/458640-071	Satsuma *
TI72/458640-072	Maize

Messenger continued	
TI76/458640-076	Fossil
TI77/458640-077	Ash
TI78/458640-078	Tusk
TI79/458640-079	Oyster
TI80/458640-080	Pensive
TI81/458640-081	Husk
TI82/458640-082	Fireside
TI83/458640-083	Chili
TI84/458640-084	Robust
TI85/458640-085	Beyond
TI86/458640-086	Voyage
TI87/458640-087	Everglade
TI88/458640-088	Electric

\* Colors available on 20-day lead time.

- Maharam textiles are on assigned lead times <sup>A</sup> unless otherwise noted.
- Fabric numbers are listed as Herman Miller fabric number/Maharam fabric number.

# Maharam® Colors — Seating

continued

## Price Category C

Lariat – Maharam	
54" wide	
100% vinyl	
ZLR01/440401-001	001
ZLR02/440401-002	002
ZLR03/440401-003	003
ZLR04/440401-004	004
ZLR06/440401-006	006
ZLR07/440401-007	007
ZLR08/440401-008	008
ZLR10/440401-010	010
ZLR11/440401-011	011
ZLR12/440401-012	012
ZLR13/440401-013	013
ZLR14/440401-014	014
ZLR15/440401-015	015
ZLR16/440401-016	016
ZLR18/440401-018	018
ZLR20/440401-020	020
ZLR21/440401-021	021
ZLR23/440401-023	023
ZLR24/440401-024	024
ZLR25/440401-025	025
ZLR26/440401-026	026
ZLR27/440401-027	027
ZLR28/440401-028	028
ZLR29/440401-029	029
ZLR30/440401-030	030
ZLR31/440401-031	031
ZLR32/440401-032	032
ZLR33/440401-033	033
ZLR34/440401-034	034
ZLR35/440401-035	035
ZLR36/440401-036	036
ZLR37/440401-037	037
ZLR38/440401-038	038

Manner - Maharam	
54" wide	
100% recycled polyester	
Z2701/466177-001	Magic
Z2702/466177-002	Carob
Z2703/466177-003	Porpoise
Z2704/466177-004	Flint
Z2705/466177-005	Hush
Z2706/466177-006	Nuance
Z2707/466177-007	Thicket
Z2708/466177-008	Cocoa
Z2709/466177-009	Pathway
Z2710/466177-010	Cola
Z2711/466177-011	Ember
Z2712/466177-012	Wagon
Z2713/466177-013	Ablaze
Z2714/466177-014	Peel
Z2715/466177-015	Penny
Z2716/466177-016	Butterscotch
Z2717/466177-017	Harvest
Z2718/466177-018	Lioness
Z2719/466177-019	Caper
Z2720/466177-020	Parakeet
Z2721/466177-021	Greenway
Z2722/466177-022	Aquatic
Z2723/466177-023	Cottage
Z2724/466177-024	Dahlia
Z2725/466177-025	Vivid
Z2726/466177-026	Basin
Z2727/466177-027	Schooner

Metric – Maharam	
54" wide	
51% recycled polyester	
49% polyester	
Z301/466014-001	Phantom
Z302/466014-002	Fog
Z303/466014-003	Fleece
Z304/466014-004	Sourdough
Z305/466014-005	Toffee
Z306/466014-006	Driftwood
Z307/466014-007	Mineral
Z308/466014-008	Bittersweet
Z309/466014-009	Arabica
Z310/466014-010	Cerise
Z311/466014-011	Brick
Z312/466014-012	Cardinal
Z313/466014-013	Lava
Z314/466014-014	Oriole
Z315/466014-015	Cedar
Z317/466014-017	Caramel
Z318/466014-018	Pollen
Z319/466014-019	Tupelo
Z320/466014-020	Alligator
Z321/466014-021	Envy
Z322/466014-022	Bonsai
Z323/466014-023	Tar
Z324/466014-024	Anchor
Z325/466014-025	Twilight
Z326/466014-026	Admiral
Z327/466014-027	Seaport
Z328/466014-028	Scuba

## Price Category D

Mode – Maharam	
54" wide	
80% post-consumer recycled polyester	
20% polyester	
PFOA-Free stain resistant finish	
ZMD01/466337-001	Stroll
ZMD02/466337-002	Intaglio
ZMD03/466337-003	Ominous
ZMD04/466337-004	Machine
ZMD05/466337-005	Talus
ZMD06/466337-006	Marsh
ZMD07/466337-007	Hollow
ZMD08/466337-008	Sycamore
ZMD09/466337-009	Clavicle
ZMD10/466337-010	Billygoat
ZMD11/466337-011	Spindle
ZMD12/466337-012	Lemon
ZMD13/466337-013	Oxeye
ZMD14/466337-014	Henge
ZMD15/466337-015	Goldenrod
ZMD16/466337-016	Cottontail
ZMD17/466337-017	Lioness
ZMD18/466337-018	Oriole
ZMD19/466337-019	Rust
ZMD20/466337-020	Carotene
ZMD21/466337-021	Blush
ZMD22/466337-022	Vermillion
ZMD23/466337-023	Alder
ZMD24/466337-024	Kermes
ZMD25/466337-025	Barberry
ZMD26/466337-026	Petal
ZMD27/466337-027	Valley
ZMD28/466337-028	Odyssey
ZMD29/466337-029	Ballpoint
ZMD30/466337-030	Toile
ZMD31/466337-031	Paradise
ZMD32/466337-032	Angelfish
ZMD33/466337-033	Denim

Price category D continued  
on next page

- Maharam textiles are on assigned lead times <sup>A</sup> unless otherwise noted.
- Fabric numbers are listed as Herman Miller fabric number/Maharam fabric number.

# Maharam® Colors — Seating

continued

## Price Category D

continued

### Mode continued

ZMD34/466337-034	Crush
ZMD35/466337-035	Jetty
ZMD36/466337-036	Saltwater
ZMD37/466337-037	Mallard
ZMD38/466337-038	Celtic
ZMD39/466337-039	Eucalyptus
ZMD40/466337-040	Bonsai
ZMD41/466337-041	Sassafras
ZMD42/466337-042	Yucca
ZMD43/466337-043	Lichen

## Price Category E

### Focus - Maharam

57" wide

54% post-industrial recycled polyester

33% polyester

13% post-consumer recycled polyester

ZFS01/465910-001	Ivory
ZFS02/465910-002	Allow
ZFS04/465910-004	Lichen
ZFS06/465910-006	Sierra
ZFS07/465910-007	Merlot
ZFS08/465910-008	Clove
ZFS09/465910-009	Carbon
ZFS10/465910-010	Regatta
ZFS11/465910-011	Emerald

### Ledger – Maharam

54" wide	
100% polyurethane	
V9G1/463770-001	001
V9G2/463770-002	002
V9G3/463770-003	003
V9G4/463770-004	004
V9G6/463770-006	006
V9G7/463770-007	007
V9GG/463770-017	017
V9GH/463770-018	018
V9GJ/463770-019	019
V9GK/463770-020	020
V9GM/463770-022	022
V9GQ/463770-025	025
V9GS/463770-026	026
V9GT/463770-027	027
V9GU/463770-028	028
V9GV/463770-029	029
V9GW/463770-030	030
V9GX/463770-031	031
V9GY/463770-032	032
V9GZ/463770-033	033
V9G10/463770-034	034
V9G11/463770-035	035
V9G12/463770-036	036
V9G13/463770-037	037
V9G14/463770-038	038

### Ledger continued

V9G15/463770-039	039
V9G16/463770-040	040
V9G17/463770-041	041
V9G18/463770-042	042
V9G19/463770-043	043
V9G20/463770-044	044
V9G21/463770-045	045
V9G22/463770-046	046

### Oblique - Maharam

58" wide	
100% polyester	
with stain resistant finish	
ZBQ01/466222-001	001
ZBQ02/466222-002	002
ZBQ03/466222-003	003
ZBQ04/466222-004	004
ZBQ05/466222-005	005
ZBQ06/466222-006	006
ZBQ07/466222-007	007

### Pick - Maharam

58" wide	
100% polyester	
with stain resistant finish	
ZP201/466224-001	001
ZP202/466224-002	002
ZP203/466224-003	003
ZP204/466224-004	004
ZP205/466224-005	005
ZP206/466224-006	006
ZP207/466224-007	007
ZP208/466224-008	008
ZP209/466224-009	009
ZP210/466224-010	010

### Skein - Maharam

54" wide

56% recycled polyester

44% polyester

Z3201/466170-001 Burrow

Z3204/466170-004 Sumac

Z3205/466170-005 Pomegranate

Z3206/466170-006 Cavern

Z3207/466170-007 Bitter

Z3208/466170-008 Cinder

Z3209/466170-009 Dock

Z3210/466170-010 Cadet

Z3211/466170-011 Marsh

### Technic - Maharam

56" wide

60% post-industrial recycled polyester

40% post-consumer recycled polyester

PFOA-Free stain resistant finish

Acrylic backing

ZT301/466226-001 Cumin

ZT302/466226-002 Evergreen

ZT303/466226-003 Cobalt

ZT304/466226-004 Bear

ZT305/466226-005 Squirrel

- Maharam textiles are on assigned lead times <sup>A</sup> unless otherwise noted.
- Fabric numbers are listed as Herman Miller fabric number/Maharam fabric number.



# Maharam® Colors — Seating

continued

## Price Category F

Chock - Maharam	
59" wide	
36% rayon	
35% cotton	
29% solution-dyed post-industrial recycled nylon	
PFOA-Free stain resistant finish	
Acrylic backing	
ZCH01/466219-001	Beige
ZCH02/466219-002	Stone
ZCH03/466219-003	Brown
ZCH04/466219-004	Red
ZCH05/466219-005	Copper
ZCH07/466219-007	Smoke
ZCH08/466219-008	Ebony

Coin - Maharam	
57" wide	
43% polyester	
37% post-industrial recycled polyester	
20% post-consumer recycled polyester	
PFOA-Free stain resistant finish	
Acrylic backing	
ZC801/466233-001	Nickel
ZC802/466233-002	Diner
ZC803/466233-003	Copper
ZC804/466233-004	Maroon
ZC805/466233-005	Penny
ZC806/466233-006	Exchange
ZC807/466233-007	Lead

Coincide - Maharam	
54" wide	
100% polyester	
ZCJ01/465808-001	Mist
ZCJ02/465808-002	Drizzle
ZCJ03/465808-003	Cicada
ZCJ04/465808-004	Bungalow
ZCJ05/465808-005	Aurora
ZCJ06/465808-006	Currant
ZCJ07/465808-007	Raisin
ZCJ08/465808-008	Tranquil
ZCJ09/465808-009	Caribbean
ZCJ10/465808-010	Woodland
ZCJ11/465808-011	Acre

Crush - Maharam	
54" wide	
85% solution-dyed nylon	
13% polyester	
2% polyolefin	
VS01/464780-001	001
VS02/464780-002	002
VS05/464780-005	005
VS08/464780-008	008
VS13/464780-013	013
VS16/464780-016	016
VS17/464780-017	017
VS18/464780-018	018
VS19/464780-019	019
VS20/464780-020	020
VS22/464780-022	022
VS23/464780-023	023
VS26/464780-026	026
VS27/464780-027	027

Disc - Maharam	
57" wide	
100% polyester	
PFOA-Free stain resistant finish	
Acrylic backing	
ZD101/466221-001	Nude
ZD102/466221-002	Khaki
ZD103/466221-003	Festive
ZD104/466221-004	Vibrant
ZD105/466221-005	Somber
ZD106/466221-006	Warm
ZD107/466221-007	Steel

Divide - Maharam	
57" wide	
45% polyester	
36% post-industrial recycled polyester	
19% post-consumer recycled polyester	
PFOA-Free stain resistant finish	
Acrylic backing	
ZD301/466220-001	Ecru
ZD302/466220-002	Café
ZD303/466220-003	Concrete
ZD304/466220-004	Forest
ZD305/466220-005	Tropic
ZD306/466220-006	Lagoon
ZD307/466220-007	Mocha
ZD308/466220-008	Singe
ZD309/466220-009	Cayenne

Exchange - Maharam	
58" wide	
58% post-industrial recycled polyester	
42% post-consumer recycled polyester	
ZEE01/466027-001	Cinder
ZEE02/466027-002	Sable
ZEE04/466027-004	Gull
ZEE06/466027-006	Coastline
ZEE07/466027-007	Clay
ZEE08/466027-008	Buck
ZEE10/466027-010	Rhubarb
ZEE11/466027-011	Punch

Plait - Maharam	
58" wide	
68% recycled polyester	
32% polyester	
Z2901/466052-001	Cobblestone
Z2902/466052-002	Sachet
Z2903/466052-003	Mesa
Z2904/466052-004	Tavern
Z2905/466052-005	Sequoia
Z2906/466052-006	Rhubarb
Z2907/466052-007	Sangria
Z2908/466052-008	Reef
Z2909/466052-009	Stormy
Z2910/466052-010	Dapper

Remix - Maharam	
54" wide	
90% wool	
10% nylon	
V2601/465956-113	113
V2602/465956-123	123
V2603/465956-133	133
V2604/465956-143	143
V2605/465956-152	152
V2606/465956-163	163
V2607/465956-173	173
V2608/465956-183	183
V2609/465956-223	223
V2610/465956-233	233
V2611/465956-242	242
V2612/465956-252	252
V2613/465956-362	362
V2614/465956-373	373
V2615/465956-383	383
V2616/465956-393	393
V2617/465956-412	412
V2618/465956-422	422
V2619/465956-433	433
V2620/465956-443	443
V2621/465956-452	452
V2622/465956-543	543
V2623/465956-612	612

Price category F continued on next page

- Maharam textiles are on assigned lead times <sup>A</sup> unless otherwise noted.
- Fabric numbers are listed as Herman Miller fabric number/Maharam fabric number.

# Maharam® Colors — Seating

continued

## Price Category F

continued

Remix continued		Rove - Maharam		Seam - Maharam		Strum - Maharam	
V2624/465956-632	632	54" wide		54" wide		54" wide	
V2625/465956-643	643	100% solution-dyed polyolefin		100% polyester		100% polyurethane	
V2626/465956-653	653	with silver-based antimicrobial		PFOA-Free stain resistant finish		with silver-based antimicrobial	
V2627/465956-662	662	ZRV01/466096-001 Rice		Acrylic backing		Z3301/466122-001 Overcast	
V2628/465956-672	672	ZRV02/466096-002 Soba		ZSM01/466289-001 Reed		Z3302/466122-002 Ridge	
V2629/465956-682	682	ZRV03/466096-003 Owl		ZSM02/466289-002 Console		Z3303/466122-003 Twilight	
V2630/465956-692	692	ZRV04/466096-004 Till		ZSM03/466289-003 Play		Z3304/466122-004 Pigeon	
V2631/465956-722	722	ZRV05/466096-005 Dijon		ZSM04/466289-004 Jock		Z3305/466122-005 Char	
V2632/465956-733	733	ZRV06/466096-006 Mum		ZSM05/466289-005 Engine		Z3306/466122-006 Cabin	
V2633/465956-743	743	ZRV07/466096-007 Nasturtium		ZSM06/466289-006 Haunted		Z3307/466122-007 Bur	
V2634/465956-753	753	ZRV08/466096-008 Vixen		ZSM07/466289-007 Transmit		Z3308/466122-008 Abalone	
V2635/465956-762	762	ZRV09/466096-009 Roast		ZSM08/466289-008 Spark		Z3309/466122-009 Prawn	
V2636/465956-773	773	ZRV10/466096-010 Llama		ZSM09/466289-009 Storm		Z3310/466122-010 Gourd	
V2637/465956-783	783	ZRV11/466096-011 Rind		ZSM10/466289-010 Tunnel		Z3311/466122-011 Wheat	
V2638/465956-823	823	ZRV12/466096-012 Grackle				Z3312/466122-012 Lemongrass	
V2639/465956-842	842	ZRV13/466096-013 Indigo		Sequence - Maharam		Waxen - Maharam	
V2640/465956-852	852	ZRV14/466096-014 Drip		54" wide		54" wide	
V2641/465956-873	873	ZRV15/466096-015 Neptunia		100% solution-dyed polyolefin		100% polyester	
V2642/465956-912	912	ZRV16/466096-016 Pomelo		with silver-based antimicrobial		ZWX01/466078-001 Appear	
V2643/465956-923	923	ZRV17/466096-017 Fairy		Z3101/466179-001 Driftwood		ZWX03/466078-003 Savanna	
V2644/465956-933	933			Z3102/466179-002 Boardwalk		ZWX05/466078-005 Frozen	
V2645/465956-942	942	Runner Standard - Maharam		Z3103/466179-003 Rattan		ZWX06/466078-006 Highland	
V2646/465956-962	962	58" wide		Z3104/466179-004 Alfresco		ZWX07/466078-007 Patina	
V2647/465956-973	973	57% post-industrial recycled polyester		Z3105/466179-005 Plunge		ZWX10/466078-010 Ruby	
V2648/465956-982	982	43% post-consumer recycled polyester		Z3106/466179-006 Starboard		ZWX11/466078-011 Ember	
V2649/465956-954	954	ZRA07/466167-007 Bluff		Z3107/466179-007 Veranda		ZWX12/466078-012 Harvest	
		ZRA08/466167-008 Arid		Z3108/466179-008 Lodge		ZWX14/466078-014 Fresh	
		ZRA09/466167-009 Grove		Z3109/466179-009 Flare		ZWX16/466078-016 Jay	
		ZRA10/466167-010 Starboard				ZWX17/466078-017 Gazer	
		ZRA11/466167-011 Plot		Shuttle Standard - Maharam		ZWX19/466078-019 Bayou	
		ZRA12/466167-012 Carousel		54" wide			
				84% post-industrial recycled polyester			
				16% post-consumer recycled polyester			
				ZSS16/466168-016 Clam			
				ZSS17/466168-017 Plateau			
				ZSS18/466168-018 Shoal			

- Maharam textiles are on assigned lead times <sup>A</sup> unless otherwise noted.
- Fabric numbers are listed as Herman Miller fabric number/Maharam fabric number.

# Maharam® Colors — Seating

continued

## Price Category G

Coin Crypton - Maharam	
54" wide	
43% polyester	
37% post-industrial recycled polyester	
20% post-consumer recycled polyester	
Crypton Green finish and backing	
ZC901/466236-001	Nickel
ZC902/466236-002	Diner
ZC903/466236-003	Copper
ZC904/466236-004	Maroon
ZC905/466236-005	Penny
ZC906/466236-006	Exchange
ZC907/466236-007	Lead

Coincide High Performance-Maharam	
54" wide	
100% polyester	
ZCF02/466132-002	Drizzle
ZCF03/466132-003	Cicada
ZCF04/466132-004	Bungalow
ZCF07/466132-007	Raisin
ZCF10/466132-010	Woodland
ZCF11/466132-011	Acre

Colline - Maharam	
55" wide	
75% wool	
17% acrylic	
8% nylon	
ZCQ01/466155-108	108
ZCQ02/466155-118	118
ZCQ03/466155-148	148
ZCQ04/466155-188	188
ZCQ05/466155-228	228
ZCQ06/466155-348	348
ZCQ07/466155-448	448
ZCQ08/466155-548	548
ZCQ09/466155-568	568
ZCQ10/466155-668	668
ZCQ11/466155-688	688
ZCQ12/466155-788	788

Compound - Maharam	
54" wide	
100% polyurethane	
silane-based antimicrobial	
ZC201/466196-001	001
ZC202/466196-002	002
ZC203/466196-003	003
ZC204/466196-004	004
ZC205/466196-005	005
ZC206/466196-006	006
ZC207/466196-007	007
ZC208/466196-008	008
ZC209/466196-009	009
ZC210/466196-010	010
ZC211/466196-011	011
ZC212/466196-012	012
ZC213/466196-013	013
ZC214/466196-014	014
ZC215/466196-015	015
ZC216/466196-016	016
ZC217/466196-017	017
ZC218/466196-018	018
ZC219/466196-019	019

Disc Crypton - Maharam	
57" wide	
100% polyester	
Crypton finish and backing	
ZD204/466237-004	Vibrant
ZD205/466237-005	Somber
ZD207/466237-007	Steel

Divide Crypton - Maharam	
57" wide	
45% polyester	
36% post-industrial recycled polyester	
19% post-consumer recycled polyester	
Crypton Green finish and backing	
ZD401/466238-001	Ecru
ZD402/466238-002	Café
ZD403/466238-003	Concrete
ZD404/466238-004	Forest
ZD405/466238-005	Tropic
ZD406/466238-006	Lagoon
ZD407/466238-007	Mocha
ZD408/466238-008	Singe

Divina MD - Maharam	
59" wide	
100% wool	
Z2301/466150-193	193
Z2302/466150-203	203
Z2303/466150-213	213
Z2304/466150-293	293
Z2305/466150-343	343
Z2306/466150-353	353
Z2307/466150-363	363
Z2308/466150-413	413
Z2309/466150-433	433
Z2310/466150-453	453
Z2311/466150-613	613
Z2312/466150-633	633
Z2313/466150-653	653
Z2314/466150-673	673
Z2315/466150-683	683
Z2316/466150-713	713
Z2317/466150-733	733
Z2318/466150-743	743
Z2319/466150-753	753
Z2320/466150-773	773
Z2321/466150-783	783
Z2322/466150-813	813
Z2323/466150-843	843
Z2324/466150-873	873
Z2325/466150-913	913
Z2326/466150-943	943
Z2327/466150-973	973

Divina - Maharam	
59" wide	
100% wool	
TF01/460730-154	154
TF03/460730-171	171
TF04/460730-173	173
TF05/460730-181	181
TF06/460730-191	191
TF08/460730-224	224
TF10/460730-334	334
TF13/460730-384	384
TF14/460730-393	393
TF16/460730-444	444
TF17/460730-462	462
TF18/460730-542	542

- Maharam textiles are on assigned lead times <sup>A</sup> unless otherwise noted.
- Fabric numbers are listed as Herman Miller fabric number/Maharam fabric number.

Price category G continued on next page

# Maharam® Colors — Seating

continued

## Price Category G

continued

Divina continued		
TF19/460730-552	552	
TF20/460730-562	562	
TF22/460730-584	584	
TF23/460730-623	623	
TF25/460730-652	652	
TF26/460730-662	662	
TF27/460730-671	671	
TF29/460730-684	684	
TF30/460730-691	691	
TF31/460730-692	692	
TF33/460730-712	712	
TF37/460730-742	742	
TF41/460730-782	782	
TF42/460730-791	791	
TF43/460730-793	793	
TF47/460730-893	893	
TF49/460730-922	922	
TF51/460730-944	944	
TF53/460730-984	984	
TF55/460730-106	106	
TF56/460730-236	236	
TF57/460730-246	246	
TF58/460730-346	346	
TF59/460730-356	356	
TF60/460730-376	376	
TF61/460730-426	426	
TF62/460730-526	526	
TF63/460730-536	536	
TF64/460730-626	626	
TF65/460730-636	636	
TF66/460730-666	666	
TF67/460730-676	676	
TF68/460730-686	686	
TF69/460730-696	696	
TF70/460730-756	756	
TF71/460730-826	826	
TF72/460730-836	836	
TF73/460730-846	846	
TF74/460730-856	856	
TF75/460730-876	876	
TF76/460730-886	886	
TF77/460730-936	936	
TF78/460730-956	956	
TF79/460730-966	966	

Divina Melange — Maharam		
59" wide		
100% wool		
TG01/460830-120	120	
TG02/460830-170	170	
TG03/460830-180	180	
TG04/460830-220	220	
TG05/460830-260	260	
TG06/460830-280	280	
TG07/460830-871	871	
TG08/460830-821	821	
TG09/460830-771	771	
TG10/460830-721	721	
TG11/460830-731	731	
TG12/460830-681	681	
TG13/460830-631	631	
TG15/460830-671	671	
TG16/460830-581	581	
TG17/460830-531	531	
TG18/460830-521	521	
TG19/460830-571	571	
TG20/460830-421	421	
TG21/460830-471	471	
TG22/460830-931	931	
TG24/460830-971	971	
TG25/460830-925	925	
TG26/460830-620	620	

Emboss - Maharam		
54" wide		
100% polyurethane		
Polyester backing		
ZEM01/466281-001	Bronze	
ZEM02/466281-002	Brass	
ZEM03/466281-003	Gold	
ZEM04/466281-004	Platinum	
ZEM05/466281-005	Silver	
ZEM06/466281-006	Aqua	
ZEM07/466281-007	Aegean	
ZEM08/466281-008	Cobalt	
ZEM09/466281-009	Ultraviolet	
ZEM10/466281-010	Copper	
ZEM11/466281-011	Molten	

Fold - Maharam		
54" wide		
100% polyurethane		
Polyester backing		
ZF101/466292-001	Jet	
ZF102/466292-002	Chalk	
ZF103/466292-003	Smoke	
ZF104/466292-004	Putty	
ZF105/466292-005	Fatigue	
ZF106/466292-006	Splash	
ZF107/466292-007	Apple	
ZF108/466292-008	Moss	
ZF109/466292-009	Graphite	
ZF110/466292-010	Midnight	

Hero by Kvadrat - Maharam		
55" wide		
96% wool		
4% nylon		
ZH101/466318-101	101	
ZH102/466318-141	141	
ZH103/466318-151	151	
ZH104/466318-181	181	
ZH105/466318-191	191	
ZH106/466318-201	201	
ZH107/466318-211	211	
ZH108/466318-231	231	
ZH109/466318-311	311	
ZH110/466318-381	381	
ZH111/466318-411	411	
ZH112/466318-441	441	
ZH113/466318-451	451	
ZH114/466318-481	481	
ZH115/466318-511	511	
ZH116/466318-541	541	
ZH117/466318-551	551	
ZH118/466318-601	601	
ZH119/466318-681	681	
ZH120/466318-701	701	
ZH121/466318-711	711	

Hero by Kvadrat continued		
ZH122/466318-751	751	
ZH123/466318-791	791	
ZH124/466318-901	901	
ZH125/466318-931	931	
ZH126/466318-941	941	
ZH127/466318-981	981	
ZH128/466318-991	991	

Omen - Maharam		
54" wide		
75% polyester		
16% post-industrial recycled polyester		
9% post-consumer recycled polyester		
ZQM01/466172-001	Clam	
ZQM02/466172-002	Pewter	
ZQM03/466172-003	Hazel	
ZQM04/466172-004	Grain	
ZQM05/466172-005	Bundle	
ZQM07/466172-007	Glacier	
ZQM08/466172-008	Surf	
ZQM09/466172-009	Wade	
ZQM10/466172-010	Marble	
ZQM11/466172-011	Silt	
ZQM12/466172-012	Persimmon	
ZQM13/466172-013	Rocket	

Pick Crypton - Maharam		
54" wide		
100% polyester		
Crypton finish and backing		
ZP102/466235-002	Olive	
ZP103/466235-003	Slate	
ZP104/466235-004	Espresso	
ZP105/466235-005	Pepper	
ZP106/466235-006	Masala	
ZP107/466235-007	Fresh	
ZP108/466235-008	Cool	
ZP109/466235-009	Ink	
ZP110/466235-010	Jet	

Price category G continued on next page

- Maharam textiles are on assigned lead times [A](#) unless otherwise noted.
- Fabric numbers are listed as Herman Miller fabric number/Maharam fabric number.

# Maharam® Colors — Seating

continued

## Price Category G

continued

### Pocket - Maharam

54" wide	
76% recycled polyester	
24% nylon	
ZP301/466243-001	001
ZP302/466243-002	002
ZP303/466243-003	003
ZP304/466243-004	004
ZP305/466243-005	005
ZP306/466243-006	006
ZP307/466243-007	007

### Ring - Maharam

54" wide	
48% polyester	
34% post-industrial recycled polyester	
18% post-consumer recycled polyester	
ZRG02/466182-002	Flax
ZRG04/466182-004	Black
ZRG05/466182-005	Scarlet
ZRG06/466182-006	Rust
ZRG07/466182-007	Green
ZRG09/466182-009	Royal

### Runner - Maharam

54" wide	
57% post-industrial recycled polyester	
43% post-consumer recycled polyester	
ZRF01/466108-001	Bluff
ZRF02/466108-002	Arid
ZRF03/466108-003	Grove
ZRF04/466108-004	Starboard
ZRF05/466108-005	Plot
ZRF06/466108-006	Carousel

### Sheen - Maharam

54" wide	
100% polyurethane with silane-based antimicrobial	
ZSN01/466246-001	Sail
ZSN02/466246-002	Silver
ZSN03/466246-003	Pewter
ZSN04/466246-004	Hearth
ZSN05/466246-005	Fern
ZSN06/466246-006	Bog
ZSN07/466246-007	Cricket
ZSN08/466246-008	Clove
ZSN09/466246-009	Mystic
ZSN10/466246-010	Vat
ZSN11/466246-011	Huckleberry
ZSN12/466246-012	Mauve
ZSN13/466246-013	Brick
ZSN14/466246-014	Ruby
ZSN15/466246-015	Dragon
ZSN16/466246-016	Kumquat
ZSN17/466246-017	Cinnamon
ZSN18/466246-018	Alder
ZSN21/466246-021	Bronze

### Steelcut - Maharam

55" wide	
90% wool	
10% nylon	
ZSE01/464470-110	110
ZSE02/464470-120	120
ZSE03/464470-135	135
ZSE04/464470-140	140
ZSE05/464470-155	155
ZSE06/464470-160	160
ZSE07/464470-180	180
ZSE08/464470-190	190
ZSE09/464470-220	220
ZSE10/464470-240	240
ZSE11/464470-255	255
ZSE12/464470-265	265
ZSE13/464470-365	365
ZSE14/464470-370	370
ZSE15/464470-380	380
ZSE16/464470-435	435
ZSE17/464470-445	445
ZSE18/464470-535	535
ZSE19/464470-545	545
ZSE20/464470-550	550
ZSE21/464470-605	605
ZSE22/464470-615	615
ZSE23/464470-625	625
ZSE24/464470-635	635
ZSE25/464470-655	655
ZSE26/464470-660	660
ZSE27/464470-685	685
ZSE28/464470-695	695
ZSE29/464470-760	760
ZSE30/464470-775	775
ZSE31/464470-780	780
ZSE32/464470-820	820
ZSE33/464470-835	835
ZSE34/464470-935	935
ZSE35/464470-950	950
ZSE36/464470-975	975
ZSE37/464470-985	985

### Steelcut Trio - Maharam

55" wide	
90% wool	
10% nylon	
V2501/465906-105	105
V2502/465906-113	113
V2503/465906-124	124
V2504/465906-133	133
V2506/465906-153	153
V2507/465906-195	195
V2508/465906-205	205
V2509/465906-213	213
V2513/465906-253	253
V2514/465906-283	283
V2518/465906-383	383
V2523/465906-453	453
V2525/465906-515	515
V2526/465906-533	533
V2527/465906-553	553
V2529/465906-645	645
V2534/465906-713	713
V2542/465906-865	865
V2543/465906-883	883
V2544/465906-915	915
V2545/465906-933	933
V2546/465906-945	945
V2547/465906-953	953
V2548/465906-965	965
V2549/465906-983	983
V2550/465906-176	176
V2551/465906-226	226
V2552/465906-236	236
V2553/465906-246	246
V2554/465906-266	266
V2555/465906-276	276
V2556/465906-336	336
V2557/465906-376	376
V2558/465906-416	416
V2559/465906-426	426
V2560/465906-436	436
V2561/465906-446	446

Appendix: Maharam Colors — Seating

Price category G continued  
on next page

- Maharam textiles are on assigned lead times A unless otherwise noted.
- Fabric numbers are listed as Herman Miller fabric number/Maharam fabric number.



# Maharam® Colors — Seating

continued

## Price Category G

continued

Appendix: Maharam Colors — Seating

Steelcut Trio <i>continued</i>		
V2562/465906-466	466	
V2563/465906-476	476	
V2564/465906-506	506	
V2565/465906-526	526	
V2566/465906-576	576	
V2567/465906-616	616	
V2568/465906-636	636	
V2569/465906-666	666	
V2570/465906-686	686	
V2571/465906-716	716	
V2572/465906-746	746	
V2573/465906-756	756	
V2574/465906-776	776	
V2575/465906-796	796	
V2576/465906-806	806	
V2577/465906-906	906	
V2578/465906-916	916	
V2579/465906-946	946	
V2580/465906-966	966	
V2581/465906-976	976	
V2582/465906-996	996	

Stride - Maharam		
58" wide		
40% post-industrial recycled polyester		
39% polyester		
21% post-consumer recycled polyester		
PFOA-Free stain resistant finish		
Acrylic backing		
ZS103/466252-003	Midnight	
ZS104/466252-004	Moss	
ZS106/466252-006	Ember	

Ticker - Maharam		
54" wide		
47% polyester		
31% post-industrial recycled polyester		
22% post-consumer recycled polyester		
Crypton green finish and backing		
ZT401/466304-001	Calm	
ZT402/466304-002	Millet	
ZT403/466304-003	Sow	
ZT404/466304-004	Beaver	
ZT405/466304-005	Patch	
ZT406/466304-006	Balloon	
ZT407/466304-007	Squad	
ZT408/466304-008	Bale	
ZT409/466304-009	Fecund	
ZT410/466304-010	Aquarium	
ZT411/466304-011	Drink	
ZT412/466304-012	Depth	
ZT413/466304-013	Far	

Vestige - Maharam		
54" wide		
71% polyester		
29% rayon		
ZVT01/466259-001	001	
ZVT02/466259-002	002	
ZVT03/466259-003	003	
ZVT04/466259-004	004	
ZVT05/466259-005	005	
ZVT06/466259-006	006	
ZVT07/466259-007	007	
ZVT08/466259-008	008	
ZVT09/466259-009	009	
ZVT10/466259-010	010	

## Price Category H

Circles — Maharam		
55" wide		
70% cotton		
30% polyester		
ZT01/458310-001	Khaki	
ZT02/458310-002	Fatigue	
ZT03/458310-003	Document	
ZT04/458310-004	Engine	
ZT05/458310-005	Charcoal	

Crosspatch — Maharam		
54" wide		
75% rayon		
25% polyester		
ZS01/458920-001	Song	
ZS02/458920-002	Fresh	
ZS04/458920-004	Document	
ZS06/458920-006	Circus	
ZS08/458920-008	Grounded	

Ditto — Maharam		
54" wide		
77% recycled polyester		
23% solution dyed nylon		
Z2D1/465993-001	Nacre	
Z2D2/465993-002	Shadow	
Z2D3/465993-003	Saddle	
Z2D9/465993-009	Fern	
Z2DA/465993-010	Fountain	
Z2DB/465993-011	Cobalt	
Z2DC/465993-012	Iron	
Z2DD/465993-013	Driftwood	

Dot Pattern — Maharam		
55" wide		
71% cotton		
29% polyester		
ZK01/458300-001	Document	
ZK02/458300-002	Taupe	
ZK04/458300-004	Red	
ZK05/458300-005	Navy	

Hallingdal - Maharam		
51" wide		
70% wool		
30% rayon		
Z2401/460760-100	100	
Z2402/460760-103	103	
Z2403/460760-110	110	
Z2404/460760-113	113	
Z2405/460760-116	116	
Z2406/460760-123	123	
Z2407/460760-126	126	
Z2408/460760-130	130	
Z2409/460760-143	143	
Z2410/460760-153	153	
Z2411/460760-166	166	
Z2412/460760-173	173	
Z2413/460760-180	180	
Z2414/460760-190	190	
Z2415/460760-200	200	
Z2416/460760-220	220	
Z2417/460760-224	224	
Z2418/460760-227	227	
Z2419/460760-270	270	
Z2420/460760-350	350	
Z2421/460760-368	368	
Z2422/460760-370	370	
Z2423/460760-376	376	
Z2424/460760-390	390	
Z2425/460760-407	407	
Z2426/460760-420	420	
Z2427/460760-457	457	
Z2428/460760-526	526	
Z2429/460760-547	547	
Z2430/460760-563	563	
Z2431/460760-573	573	
Z2432/460760-590	590	
Z2433/460760-596	596	
Z2434/460760-600	600	
Z2435/460760-657	657	
Z2436/460760-660	660	
Z2437/460760-674	674	
Z2438/460760-680	680	
Z2439/460760-687	687	

Price category H continued  
on next page

- Maharam textiles are on assigned lead times [A](#) unless otherwise noted.
- Fabric numbers are listed as Herman Miller fabric number/Maharam fabric number.

# Maharam® Colors — Seating

continued

## Price Category H

continued

### Hallingdal continued

Z2440/460760-694	694
Z2441/460760-702	702
Z2442/460760-723	723
Z2443/460760-733	733
Z2444/460760-750	750
Z2445/460760-753	753
Z2446/460760-754	754
Z2447/460760-763	763
Z2448/460760-764	764
Z2449/460760-773	773
Z2450/460760-810	810
Z2451/460760-840	840
Z2452/460760-850	850
Z2453/460760-890	890
Z2454/460760-907	907
Z2455/460760-944	944
Z2456/460760-960	960
Z2457/460760-968	968
Z2458/460760-980	980

### Offset – Maharam

54" wide
40% cotton
36% nylon
24% wool
ZQF01/465951-001 Passage
ZQF02/465951-002 Fieldstone
ZQF03/465951-003 Coast
ZQF04/465951-004 Esplanade
ZQF05/465951-005 Oasis
ZQF06/465951-006 Spice
ZQF07/465951-007 Bloom

### Small Dot Pattern — Maharam

55" wide
71% cotton
29% polyester
ZL01/458320-001 Document
ZL02/458320-002 Sand
ZL03/458320-003 Khaki
ZL04/458320-004 Taupe
ZL05/458320-005 Charcoal
ZL06/458320-006 Document
Reverse
ZL07/458320-007 Red
ZL08/458320-008 Yellow
ZL09/458320-009 Green

### Tonus - Maharam

51" wide
90% wool
10% helanka
ZTN01/460800-100 100
ZTN03/460800-109 109
ZTN05/460800-118 118
ZTN10/460800-125 125
ZTN13/460800-128 128
ZTN14/460800-129 129
ZTN15/460800-130 130
ZTN16/460800-131 131
ZTN17/460800-132 132
ZTN19/460800-135 135
ZTN21/460800-207 207
ZTN23/460800-210 210
ZTN26/460800-216 216
ZTN27/460800-240 240
ZTN29/460800-440 440
ZTN32/460800-508 508

### Tonus continued

ZTN34/460800-605 605
ZTN35/460800-608 608
ZTN36/460800-609 609
ZTN37/460800-610 610
ZTN38/460800-613 613
ZTN40/460800-615 615
ZTN41/460800-619 619
ZTN51/460800-631 631
ZTN54/460800-634 634
ZTN56/460800-636 636
ZTN59/460800-690 690
ZTN62/460800-840 840
ZTN63/460800-940 940
ZTN65/460800-224 224
ZTN66/460800-244 244
ZTN67/460800-364 364
ZTN68/460800-374 374
ZTN69/460800-394 394
ZTN70/460800-424 424
ZTN71/460800-454 454
ZTN72/460800-464 464
ZTN73/460800-474 474
ZTN74/460800-554 554
ZTN75/460800-654 654
ZTN76/460800-664 664
ZTN77/460800-684 684
ZTN78/460800-754 754
ZTN79/460800-764 764
ZTN80/460800-854 854
ZTN81/460800-914 914
ZTN82/460800-934 934
ZTN83/460800-954 954
ZTN84/460800-964 964
ZTN85/460800-974 974

## Price Category I

### Latch - Maharam

55" wide
61% cotton
39% solution-dyed post-industrial recycled nylon
16% rayon
PFOA-Free stain resistant finish
Acrylic backing
ZLC01/466301-001 Rescue
ZLC02/466301-002 Guide
ZLC03/466301-003 Rotary
ZLC04/466301-004 Radar
ZLC05/466301-005 Sphere
ZLC06/466301-006 Solemn

### Teatro - Maharam

55" wide
100% polyester
Polyester/Cotton backing
ZT201/466309-001 Crumb
ZT202/466309-002 Dorper
ZT203/466309-003 Herd
ZT204/466309-004 Deep
ZT205/466309-005 Robe
ZT206/466309-006 Heat
ZT207/466309-007 Caspian
ZT208/466309-008 Misty
ZT209/466309-009 Boulder
ZT210/466309-010 Elixir
ZT211/466309-011 Guard
ZT212/466309-012 Throne

- Maharam textiles are on assigned lead times [A](#) unless otherwise noted.
- Fabric numbers are listed as Herman Miller fabric number/Maharam fabric number.

# Maharam® Colors — Seating

continued

Price Category J	Price Category K	Price Category L	Price Category M
<b>Tokyo - Maharam</b> 59" wide 67% wool 24% polyester 9% nylon ZT101/466247-112 112 ZT102/466247-132 132 ZT103/466247-182 182 ZT104/466247-242 242 ZT105/466247-252 252 ZT106/466247-352 352 ZT107/466247-432 432 ZT108/466247-632 632 ZT109/466247-652 652 ZT110/466247-682 682 ZT111/466247-692 692 ZT112/466247-732 732 ZT113/466247-782 782 ZT114/466247-952 952 ZT115/466247-982 982	<b>Coda by Kvadrat - Maharam</b> 55" wide 90% wool 10% nylon ZC701/464480-100 100 ZC702/464480-103 103 ZC703/464480-116 116 ZC704/464480-182 182 ZC705/464480-222 222 ZC706/464480-232 232 ZC707/464480-242 242 ZC708/464480-362 362 ZC709/464480-382 382 ZC710/464480-410 410 ZC711/464480-422 422 ZC712/464480-442 442 ZC713/464480-610 610 ZC714/464480-632 632 ZC715/464480-642 642 ZC716/464480-722 722 ZC717/464480-762 762 ZC718/464480-962 962	<b>Minicheck - Maharam</b> 55" wide 78% cotton 22% polyester PFOA-Free stain resistant finish ZMK01/466268-001 Black/White  <b>Plait High Performance - Maharam</b> 58" wide 53% post-industrial polyester 32% polyester 15% post-consumer recycled polyester ZPF02/466138-002 Sachet ZPF05/466138-005 Sequoia ZPF08/466138-008 Reef	<b>Fruit - Maharam</b> 54" wide 55% cotton 32% nylon 13% post-consumer recycled polyester PFOA-Free stain resistant finish Acrylic backing ZF201/466262-001 Opal ZF202/466262-002 Lime ZF203/466262-003 Olive ZF204/466262-004 Sky ZF205/466262-005 Kernal ZF206/466262-006 Droplet ZF207/466262-007 Russet

- Maharam textiles are on assigned lead times [A](#) unless otherwise noted.
- Fabric numbers are listed as Herman Miller fabric number/Maharam fabric number.



# Maharam® Colors — Seating

*continued*

---

**Price Category N-Z**

No fabrics available at this time.

• Maharam textiles are on assigned lead times A unless otherwise noted.  
• Fabric numbers are listed as Herman Miller fabric number/Maharam fabric number.

For more information about our products and services or to see a list of dealers, please visit us at [HermanMiller.com](http://HermanMiller.com) or call (800) 851 1196.

© 2018 Herman Miller, Inc., Zeeland, Michigan

® **HermanMiller**, 3D Intelligent, AO, Action Office, Aeron, ArcSpan, Aside, Avall, Avive, Bubble Lamps, Canvas Office Landscape, Caper, Celle, Co/Struc, Daisiyone, Distil, Eames, Eco-Dematerialized, Embody, Envelop, Equa 2, Ergon 3, Ethospace, Exclave, Fine-Tune, FlexFront, Flo, Formcoat, Formwork, Ground Cloth, Herman Miller for the Home, Herman Miller for Healthcare, Intersect, Kinemat, Lapjack, Layout Studio, Lifework, Limerick, Live Unframed, Living Office, Locale, Maharam, Meridian, Mirra, Passage, Pellicle, Perspectives, PostureFit, Public Office Landscape, Resolve, Rodney, Sayl, Setu, Thrive, Tu, Wishbone, and Y-Tower are among the registered trademarks of Herman Miller, Inc., and its owned subsidiaries.

™ 8Z Pellicle, About Face, AireWeave, Albert, Backfit, Bubbletack, Burdick Group, Butterfly Back, Celeste, Cellular Suspension, Clam, Compass, Connect, Cubert, DOT, Duracare, Durawrap, Eames Soft Pad, EnhancedAccess, Everywhere, Flex-Edge, Flute, Harmonic, Herman Miller Select, Hopsak 2, Intent, Iota, Jaw, Keyless Entry, Keyn Chair Group by Herman Miller, Latitude, Locale, Logic Mini, Logic Power Access Solutions, Live OS, Loop, Lyris, Lyris 2, Made-to-Measure Storage, Metaform Portfolio, Mora, Motia, Multiscrim, Nelson, Pari, Pixelated Support, Plex, PostureFit SL, Prospect, Q, Renew, Sense, Soft Pad, Stackable, Stackable Storage, Striad, Swoop, Tone, TriFlex, Twist, Ubi, Verus and Wireframe are among the trademarks of Herman Miller, Inc., and its owned subsidiaries.

SM Herman Miller Options is among the service marks of Herman Miller, Inc.

Alexander Girard® is a registered trademark of The Alexander Girard Estate.

Chemsurf® is a registered trademark of Wilsonart International.

Corian® is a registered trademark of E. I. du Pont de Nemours and Company Corporation.

Crypton® is a registered trademark of Crypton, Inc.

DACRON® is a registered trademark of INVISTA S.a r.l.

Edelman® Leather is a registered trademark of Edelman Leather, Inc.

FENIX NTM® is a registered trademark of Arpa Industriale S.p.A.

FLEXNET™ is a trademark of Milliken & Company.

Floor Saver Glide® is a registered trademark of Carpin Manufacturing, Inc.

Geiger® is a registered trademark, and Bumper™, Saiba™, and Ward Bennett™ are trademarks, of Geiger International.

Goetz™ is a trademark of Mark W. Goetz.

Hang-It-All® is a registered trademark of Lucia Eames Demetrios, d.b.a. Eames Office.

Holophane® is a registered trademark of Holophane.

Ingeo™ is a trademark of Cargill Dow LLC.

iPad® is a registered trademark of Apple, Inc.

LifeSize® is a registered trademark of LifeSize Communications, Inc.

Magis®, Bombo®, and Me Too® are registered trademarks of Magis S.p.A.

Microsoft® and Natural® Keyboard are registered trademarks of Microsoft Corporation.

Noguchi® and the Noguchi table configuration (trade dress) are registered trademarks, and Rudder Table™ is a trademark, of The Isamu Noguchi Foundation and Garden Museum.

Place Textiles® is a registered trademark of Place Textiles.

SuperSeat™ is a trademark of Dahti Seating, a division of ITW.