



Prices effective February 5, 2018

Meridian® Storage Towers

Introduction	page 2
Meridian® Storage Towers	3
Vertical Towers	5
Standard Pull	5
Bar Pull	19
Bevel Pull	38
Sloped Pull	52
Arc Pull	71
Tower Components	90
Tower Accessories	95
Keyless Locks	102
Indices	105
By Name	105
By Number	107
Appendices	
20-Day or Less/Assigned Lead-Time Order Information	
Keyed-Alike Information	
Stain-to-Match Program	
For the latest materials information, refer to the Materials pages on HermanMiller.com.	

Introduction

A Note on the Organization of This Book

There are a few signals that will help you understand the organization of this book. Once you know them, you should be able to find your way around easily.

Like a newspaper, this book is formatted with columns of text and illustrations that run vertically.

Information wraps from one column to the next and continues for as many pages as it needs to.

Black bars are clues.

A black bar at the top of a page signals the start of information about a product.

This information is divided into two sections, each signaled by a black bar. Product Information includes a description, additional notes, and dimensional drawings. Specification Information, which always begins at the top of a column, includes a series of steps. Each step represents a decision you need to make in order to complete your product number. Steps must be followed sequentially. The number of pages needed to complete information on a product varies; some will be complete in one page; others may fill three or four pages. Just continue going through the steps until you run into the next product, signaled by the black bar at the top of the page.

Black tabs running along the outside edge of the page help you locate what section you are in or what section you want to go to. You can thumb forwards or backwards to find a section; tabs and text appear on both sides of the page.

The additional pages in the back of the book include the appendices and indices. They are signaled by a long black bar running along the outside edge of the page.

The index is presented two ways.

The first index is in alphabetical order by product name. It can be helpful if you are new to the products and numbering scheme or if you are looking for a type of product, such as work chair or round table. The second index is by product number. It lists, in alphanumeric order, the base product number, typically a five-digit number.

General Information

This book is effective February 5, 2018, subject to change without notice. Products may be purchased from authorized Herman Miller dealers who will quote prices upon request. For more information about our products and services or to see a list of dealers, visit www.HermanMiller.com.


All prices are list prices. Additional services, such as planning services, design, storage, and installation, are not included and must be added to these prices when the additional services are requested.


Illustrations, specifications, and prices are based on the latest information at the time of publication. The right is reserved to make changes at any time without notice in prices, fabrics, finishes, materials, specifications, and models, and also to discontinue models and finishes.

Dimensions shown in the drawings are engineering drawing dimensions rounded up to the nearest 1/8". Product is shipped set up or knocked down. Products that include "Shipped knocked down" in the description require some assembly. If this statement does not appear in the description, the product is shipped assembled.

Service problems are normally handled by a Herman Miller authorized dealer. Where this cannot be accomplished on a local level, service problems should be referred to the Customer Care Representative for your region, Herman Miller, Inc., Zeeland, Michigan 49464.

20-Day or Less/Assigned Lead-Time Shipments

All products and options in this price book not designated by an Assigned Program icon  will ship in **20 business days or less** after being acknowledged by Herman Miller.

Products and options designated by an  are on the assigned lead-time program and may ship in 20 days, less than 20 days, or more than 20 days from order acknowledgement.

Vertical Towers

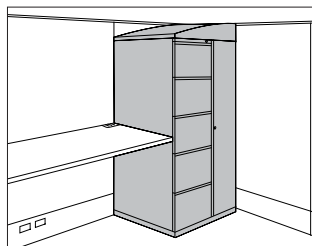
Tower Components

Tower Accessories

Keyless Locks



Vertical Tower with Wardrobe, Standard Pull



MTN16.
MTN26.
MTN36.
MTN46.
MTN56.
MTN66.
MTN76.
MTN86.

Product Information

Description

This 24"-wide freestanding storage tower is available in 4 heights and has a wardrobe on 1 side and drawers on the other side. It is available in smooth or textured steel with a metal or veneer top and standard pulls. 5 base heights are available; all bases include adjustable glides. A counterweight is included in the 24⁵/₈" towers.

The towers have a 9"-wide wardrobe/briefcase storage area and a lock. Letter-width file drawers include a file compressor; box drawers include an adjustable metal divider. 1 lock controls all drawers. The 24"-high tower has a wardrobe area for storage of personal items or a briefcase; the 36"-high tower has a coat hook for shorter-length coats or sweaters; the 48"- and 59"-high towers have a side-to-side coat rod for coats and jackets. All wardrobes include a lock.

Notes

Front-facing filing module is the reference point when specifying location of wardrobe and orientation of full- or half-dome top.

2 box drawers may be specified in place of 1 file drawer in predetermined locations.

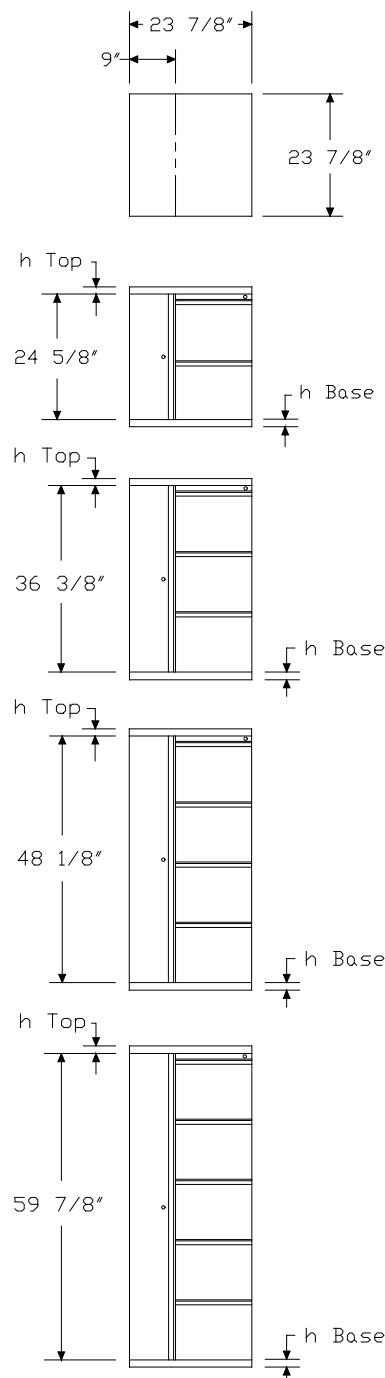
Dimensional illustrations do not include all possible configurations.

Order optional accessories separately:

- Drawer divider (73-1567-D)
- File drawer organizer (73-9874-FDO)
- Pencil tray (73-1516-PT)
- Stationery tray (73-7082-SST)

All locks in unit are factory installed and are keyed alike within unit. For specific numbering choices, specify KA and order lock plugs separately. See Keyed-Alike Information in Appendices.

Dimensions



Vertical Tower with Wardrobe, Standard Pull *continued*

Specification Information			
Step 1.			
MTN			
Step 2. Height/Wardrobe Location			
16.24	24 ⁵ / ₈ " high, wardrobe left		
26.24	24 ⁵ / ₈ " high, wardrobe right		
36.24	36 ³ / ₈ " high, wardrobe left		
46.24	36 ³ / ₈ " high, wardrobe right		
56.24	48 ¹ / ₈ " high, wardrobe left		
66.24	48 ¹ / ₈ " high, wardrobe right		
76.24	59 ⁷ / ₈ " high, wardrobe left		
86.24	59 ⁷ / ₈ " high, wardrobe right		
Step 3. Drawer Configuration/Lock Option			
For 24 ⁵ / ₈ " high, wardrobe left (16.24) or 24 ⁵ / ₈ " high, wardrobe right (26.24)			
R	file/file, 1 lock		
S	box/box/file, 1 lock		
For 36 ³ / ₈ " high, wardrobe left (36.24) or 36 ³ / ₈ " high, wardrobe right (46.24)			
T	file/file/file, 1 lock		
V	box/box/file/file, 1 lock		
For 48 ¹ / ₈ " high, wardrobe left (56.24) or 48 ¹ / ₈ " high, wardrobe right (66.24)			
W	file/file/file/file, 1 lock		
X	file/box/box/file/file, 1 lock		
For 59 ⁷ / ₈ " high, wardrobe left (76.24) or 59 ⁷ / ₈ " high, wardrobe right (86.24)			
Y	file/file/file/file/file, 1 lock		
Z	file/file/box/box/file/file, 1 lock		
Step 4. Paint/Steel Type			
S	smooth paint on smooth steel		
T	smooth paint on textured steel		
X	textured paint on smooth steel		
Prices for Steps 1-4.			
	S	T	X
MTN16.24 R	\$1346	1397	1346
S	\$1399	1451	1399

MTN26.24 R	\$1346	1397	1346
S	\$1399	1451	1399
MTN36.24 T	\$1711	1763	1711
V	\$1765	1816	1765
MTN46.24 T	\$1711	1763	1711
V	\$1765	1816	1765
MTN56.24 W	\$2443	2494	2443
X	\$2496	2548	2496
MTN66.24 W	\$2443	2494	2443
X	\$2496	2548	2496
MTN76.24 Y	\$2809	2861	2809
Z	\$2863	2914	2863
MTN86.24 Y	\$2809	2861	2809
Z	\$2863	2914	2863
Step 5. Surface Finish			
Nonmetallic Paint			
<i>For smooth paint on smooth steel (S) or smooth paint on textured steel (T)</i>			
8Q	folkstone grey		+\$0
91	white		+\$0
98	studio white A		+\$0
9J	sparrow		+\$0
BU	black umber		+\$0
G2	graphite satin		+\$0
HF	inner tone light		+\$0
HT	inner tone		+\$0
LT	light tone		+\$0
LU	soft white		+\$0
MT	medium tone		+\$0
SG	slate grey		+\$0
WA	wheat		+\$0
WL	sandstone		+\$0

Vertical Tower with Wardrobe, Standard Pull *continued*

Metallic Paint

For smooth paint on smooth steel (S) or smooth paint on textured steel (T)

1209	platinum	+\$0
1210	hematite	+\$0
1212	bronzite	+\$0
CN	metallic champagne	+\$0
EH	metallic bronze	+\$0
MS	metallic silver	+\$0

Sand Texture Paint

For textured paint on smooth steel (X)

98	studio white A	+\$0
-----------	-----------------------------	------

Bright Sand Texture Paint

For textured paint on smooth steel (X)

91	white	+\$0
CL	cool grey neutral	+\$0
G1	graphite	+\$0
WN	warm grey neutral	+\$0

Step 6. Top

T1	1"-high squared-edge top	+\$0
T2	1 1/4"-high squared-edge top	+\$0
TF	1 1/4"-high wood veneer top A	+\$210
D1	6 1/2"-high full dome, side-to-side	+\$210
D2	6 1/2"-high full dome, front-to-back	+\$210
H1	6 1/2"-high half dome, sloping left	+\$210
H2	6 1/2"-high half dome, sloping right	+\$210
H3	6 1/2"-high half dome, sloping front	+\$210
H4	6 1/2"-high half dome, sloping back	+\$210
TV1	1 1/8"-high wood veneer top and wood composite edge with oversail front A	+\$315

Step 7. Veneer Top Finish

Wood Veneer

For 1 1/8"-high wood veneer top and wood composite edge with oversail front (TV1)

40	dark brown walnut A	+\$24
ED	aged cherry A	+\$24
EK	medium red walnut A	+\$24
ET	clear on ash A	+\$24
EU	oak on ash A	+\$24
EV	walnut on ash A	+\$24
UL	natural maple A	+\$24
UX	walnut on cherry A	+\$24

Wood Veneer

For 1 1/4"-high wood veneer top (TF)

2U	light brown walnut A	+\$24
40	dark brown walnut A	+\$24
ED	aged cherry A	+\$24
EK	medium red walnut A	+\$24
ET	clear on ash A	+\$24
EU	oak on ash A	+\$24
EV	walnut on ash A	+\$24
UL	natural maple A	+\$24
UX	walnut on cherry A	+\$24

Step 8. Base Height

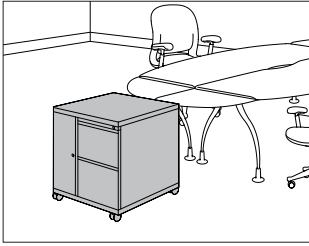
B1	1"-high base	+\$0
B2	1 1/2"-high base	+\$0
B3	2 1/4"-high base	+\$0
B4	3 1/4"-high base	+\$0
B5	4 1/4"-high base	+\$30

Step 9. Lock

For file/file, 1 lock (R), file/file/file, 1 lock (T), file/file/file/file, 1 lock (W), file/file/file/file/file, 1 lock (Y), box/box/file, 1 lock (S), box/box/file/file, 1 lock (V), file/box/box/file/file, 1 lock (X), or file/file/box/box/file/file, 1 lock (Z)

KA	keyed alike	-\$10
KC	keyed differently, chrome	+\$0
KD	keyed differently, black	+\$0

Mobile Vertical Tower with Wardrobe, Standard Pull



MTC16.
MTC26.
MTC36.
MTC46.
MTC56.
MTC66.

Product Information

Description

This 24"-wide mobile storage tower is available in 3 heights and has a wardrobe on 1 side and drawers on the other side. It is available in smooth or textured steel with a metal or veneer top and standard pulls. The 5 1/2"-high caster base includes a 1 1/2"-high metal frame with 4 4"-diameter casters; 2 casters include a brake. A counterweight is included in all towers.

The towers have a 9"-wide wardrobe/briefcase storage area and a lock. Letter-width file drawers include a file compressor; box drawers include an adjustable metal divider. 1 lock controls all drawers. The 24"-high tower has a wardrobe area for storage of personal items or a briefcase; the 36"-high tower has a coat hook for shorter-length coats or sweaters; the 48"-high tower has a side-to-side coat rod for coats and jackets. All wardrobes include a lock.

Notes

Front-facing filing module is the reference point when specifying location of wardrobe and orientation of full- or half-dome top.

Casters must be field installed.

2 box drawers may be specified in place of 1 file drawer in predetermined locations.

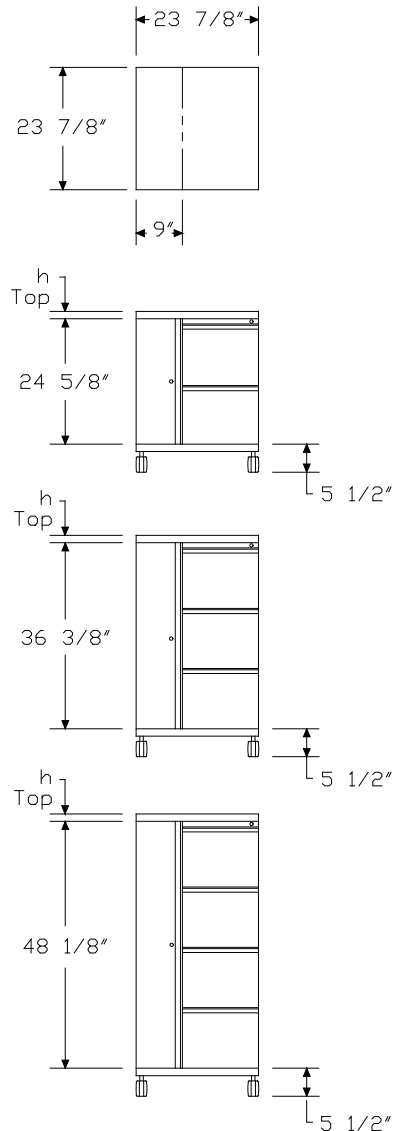
Dimensional illustrations do not include all possible configurations.

Order optional accessories separately:

- Drawer divider (73-1567-D)
- File drawer organizer (73-9874-FDO)
- Pencil tray (73-1516-PT)
- Stationery tray (73-7082-SST)

All locks in unit are factory installed and are keyed alike within unit. For specific numbering choices, specify KA and order lock plugs separately. See Keyed-Alike Information in Appendices.

Dimensions



Mobile Vertical Tower with Wardrobe, Standard Pull *continued*

Specification Information				
Step 1.				
MTC				
Step 2. Height/Wardrobe Location				
16.24	24 ⁵ / ₈ " high, wardrobe left			
26.24	24 ⁵ / ₈ " high, wardrobe right			
36.24	36 ³ / ₈ " high, wardrobe left			
46.24	36 ³ / ₈ " high, wardrobe right			
56.24	48 ¹ / ₈ " high, wardrobe left			
66.24	48 ¹ / ₈ " high, wardrobe right			
Step 3. Drawer Configuration/Lock Option				
For 24 ⁵ / ₈ " high, wardrobe left (16.24) or 24 ⁵ / ₈ " high, wardrobe right (26.24)				
R	file/file, 1 lock			
S	box/box/file, 1 lock			
For 36 ³ / ₈ " high, wardrobe left (36.24) or 36 ³ / ₈ " high, wardrobe right (46.24)				
T	file/file/file, 1 lock			
V	box/box/file/file, 1 lock			
For 48 ¹ / ₈ " high, wardrobe left (56.24) or 48 ¹ / ₈ " high, wardrobe right (66.24)				
W	file/file/file/file, 1 lock			
X	file/box/box/file/file, 1 lock			
Step 4. Paint/Steel Type				
S	smooth paint on smooth steel			
T	smooth paint on textured steel			
X	textured paint on smooth steel			
Prices for Steps 1-4.				
		S	T	X
MTC16.24	R	\$1549	1600	1549
	S	\$1601	1653	1601
MTC26.24	R	\$1549	1600	1549
	S	\$1601	1653	1601
MTC36.24	T	\$1916	1968	1916
	V	\$1969	1969	1969
MTC46.24	T	\$1916	1968	1916
	V	\$1969	1969	1969

MTC56.24 W	\$2647	2647	2647
X	\$2701	2701	2701
MTC66.24 W	\$2647	2647	2647
X	\$2701	2701	2701
Step 5. Surface Finish			
Nonmetallic Paint			
<i>For smooth paint on smooth steel (S) or smooth paint on textured steel (T)</i>			
8Q	folkstone grey		+\$0
91	white		+\$0
98	studio white A		+\$0
9J	sparrow		+\$0
BU	black umber		+\$0
G2	graphite satin		+\$0
HF	inner tone light		+\$0
HT	inner tone		+\$0
LT	light tone		+\$0
LU	soft white		+\$0
MT	medium tone		+\$0
SG	slate grey		+\$0
WA	wheat		+\$0
WL	sandstone		+\$0
Metallic Paint			
<i>For smooth paint on smooth steel (S) or smooth paint on textured steel (T)</i>			
1209	platinum		+\$0
1210	hematite		+\$0
1212	bronzite		+\$0
CN	metallic champagne		+\$0
EH	metallic bronze		+\$0
MS	metallic silver		+\$0
Sand Texture Paint			
<i>For textured paint on smooth steel (X)</i>			
98	studio white A		+\$0
Bright Sand Texture Paint			
<i>For textured paint on smooth steel (X)</i>			
91	white		+\$0
CL	cool grey neutral		+\$0
G1	graphite		+\$0
WN	warm grey neutral		+\$0

Mobile Vertical Tower with Wardrobe, Standard Pull *continued*

Step 6. Top

T1	1"-high squared-edge top	+\$0
T2	1 1/4"-high squared-edge top	+\$0
TF	1 1/4"-high wood veneer top <input type="checkbox"/> A	+\$210
D1	6 1/2"-high full dome, side-to-side	+\$210
D2	6 1/2"-high full dome, front-to-back	+\$210
H1	6 1/2"-high half dome, sloping left	+\$210
H2	6 1/2"-high half dome, sloping right	+\$210
H3	6 1/2"-high half dome, sloping front	+\$210
H4	6 1/2"-high half dome, sloping back	+\$210
TV1	1 1/8"-high wood veneer top and wood composite edge with oversail front <input type="checkbox"/> A	+\$315

Step 7. Veneer Top Finish

Wood Veneer

For 1 1/8"-high wood veneer top and wood composite edge with oversail front (TV1)

40	dark brown walnut <input type="checkbox"/> A	+\$24
ED	aged cherry <input type="checkbox"/> A	+\$24
EK	medium red walnut <input type="checkbox"/> A	+\$24
ET	clear on ash <input type="checkbox"/> A	+\$24
EU	oak on ash <input type="checkbox"/> A	+\$24
EV	walnut on ash <input type="checkbox"/> A	+\$24
UL	natural maple <input type="checkbox"/> A	+\$24
UX	walnut on cherry <input type="checkbox"/> A	+\$24

Wood Veneer

For 1 1/4"-high wood veneer top (TF)

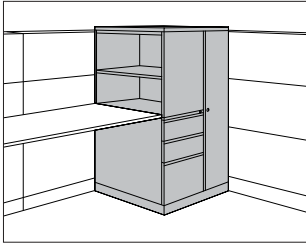
2U	light brown walnut <input type="checkbox"/> A	+\$24
40	dark brown walnut <input type="checkbox"/> A	+\$24
ED	aged cherry <input type="checkbox"/> A	+\$24
EK	medium red walnut <input type="checkbox"/> A	+\$24
ET	clear on ash <input type="checkbox"/> A	+\$24
EU	oak on ash <input type="checkbox"/> A	+\$24
EV	walnut on ash <input type="checkbox"/> A	+\$24
UL	natural maple <input type="checkbox"/> A	+\$24
UX	walnut on cherry <input type="checkbox"/> A	+\$24

Step 8. Lock

For file/file, 1 lock (R), file/file/file, 1 lock (T), file/file/file/file, 1 lock (W), box/box/file, 1 lock (S), box/box/file/file, 1 lock (V), or file/box/box/file/file, 1 lock (X)

KA	keyed alike	-\$10
KC	keyed differently, chrome	+\$0
KD	keyed differently, black	+\$0

Vertical Tower with Wardrobe and Side-Facing Bookcase, Standard Pull



MTB16.
MTB26.
MTB36.
MTB46.
MTB56.
MTB66.

Product Information

Description

This freestanding storage tower has a wardrobe and modules for display materials, binders, filing materials, and personal items. It is available in 3 heights and has a wardrobe on 1 side and a side-facing bookcase and drawers on the other side. The tower is available in smooth or textured steel. The tower has a metal or veneer top and standard pulls. 5 base heights are available; all bases include adjustable glides.

The 24"-wide tower has a 9"-wide wardrobe; the 30"-wide tower has a 15"-wide wardrobe. Both wardrobes include a side-to-side coat rod and lock. Letter-width file drawers include a file compressor; box drawers include an adjustable metal divider. 1 lock controls all drawers.

The 23½"-high bookcase includes 1 adjustable shelf to create openings for 1 row of binders and 1 row of display material. The 26¼"- and 27⅝"-high bookcases include 1 adjustable shelf to create openings for 2 rows of binders or display materials. The 35¼"-high bookcase includes 2 adjustable shelves to create openings for 2 rows of binders and 1 row of display materials. The 39⅜"-high bookcase includes 2 adjustable shelves to create openings for 3 rows of binders. Shelves adjust in 1¼" increments.

Notes

Front-facing filing module is the reference point when specifying location of wardrobe and orientation of full- or half-dome top.

When specifying tower with 2 file drawers (R) and aligning bookcase with standard 29"-high work surface, specify 3¼"-high base (B4).

2 box drawers may be specified in place of 1 file drawer in predetermined locations.

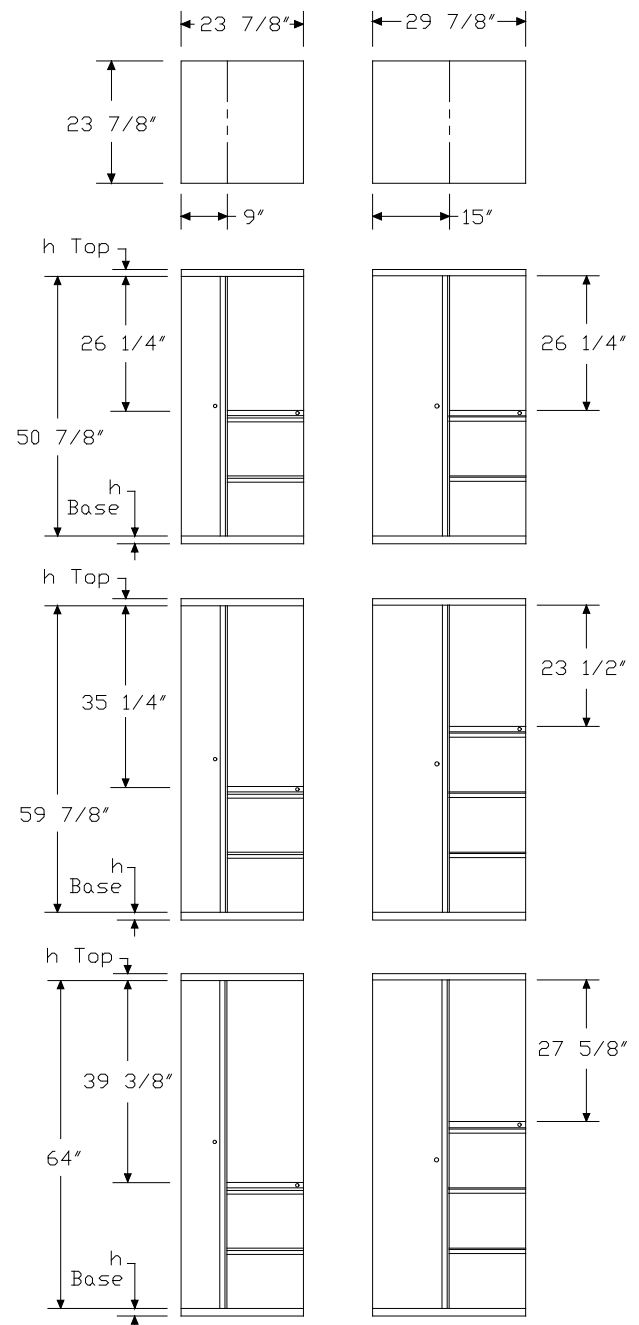
Dimensional illustrations do not include all possible configurations.

Order optional accessories separately:

- Adjustable shelf for side-facing bookcase (MTAS.A)
- Drawer divider (73-1567-D)
- File drawer organizer (73-9874-FDO)
- Pencil tray (73-1516-PT)
- Stationery tray (73-7082-SST)

All locks in unit are factory installed and are keyed alike within unit. For specific numbering choices, specify KA and order lock plugs separately. See Keyed-Alike Information in Appendices.

Dimensions



Vertical Tower with Wardrobe and Side-Facing Bookcase, Standard Pull *continued*

Specification Information			
Step 1.			
MTB			
Step 2. Height/Wardrobe Location			
16.	50 ⁷ / ₈ " high, wardrobe left		
26.	50 ⁷ / ₈ " high, wardrobe right		
36.	59 ⁷ / ₈ " high, wardrobe left		
46.	59 ⁷ / ₈ " high, wardrobe right		
56.	64" high, wardrobe left		
66.	64" high, wardrobe right		
Step 3. Width			
24	24" wide		
30	30" wide		
Step 4. Drawer Configuration			
For 50 ⁷ / ₈ " high, wardrobe left (16.) or 50 ⁷ / ₈ " high, wardrobe right (26.)			
RF	file/file		
SF	box/box/file		
For 59 ⁷ / ₈ " high, wardrobe left (36.), 59 ⁷ / ₈ " high, wardrobe right (46.), 64" high, wardrobe left (56.), or 64" high, wardrobe right (66.)			
RF	file/file		
SF	box/box/file		
TF	file/file/file		
VF	box/box/file/file		
Step 5. Paint/Steel Type			
S	smooth paint on smooth steel		
T	smooth paint on textured steel		
X	textured paint on smooth steel		
Prices for Steps 1-5.			
	S	T	X
MTB16.24 RF	\$2181	2233	2181
SF	\$2236	2287	2236
30 RF	\$2203	2254	2203
SF	\$2255	2307	2255
	S	T	X
MTB26.24 RF	\$2181	2233	2181
SF	\$2236	2287	2236
30 RF	\$2203	2254	2203
SF	\$2255	2307	2255

	S	T	X
MTB36.24 RF	\$2207	2258	2207
SF	\$2261	2313	2261
TF	\$2402	2454	2402
VF	\$2458	2510	2458
30 RF	\$2224	2276	2224
SF	\$2279	2330	2279
TF	\$2424	2476	2424
VF	\$2476	2527	2476
	S	T	X
MTB46.24 RF	\$2207	2258	2207
SF	\$2261	2313	2261
TF	\$2402	2454	2402
VF	\$2458	2510	2458
30 RF	\$2224	2276	2224
SF	\$2279	2330	2279
TF	\$2424	2476	2424
VF	\$2476	2527	2476
	S	T	X
MTB56.24 RF	\$2268	2319	2268
SF	\$2320	2372	2320
TF	\$2464	2516	2464
VF	\$2519	2570	2519
30 RF	\$2286	2338	2286
SF	\$2341	2392	2341
TF	\$2486	2537	2486
VF	\$2538	2590	2538
	S	T	X
MTB66.24 RF	\$2268	2319	2268
SF	\$2320	2372	2320
TF	\$2464	2516	2464
VF	\$2519	2570	2519
30 RF	\$2286	2338	2286
SF	\$2341	2392	2341
TF	\$2486	2537	2486
VF	\$2538	2590	2538

Vertical Tower with Wardrobe and Side-Facing Bookcase, Standard Pull *continued*

Step 6. Surface Finish

Nonmetallic Paint

For smooth paint on smooth steel (S) or smooth paint on textured steel (T)

8Q	folkstone grey	+\$0
91	white	+\$0
98	studio white A	+\$0
9J	sparrow	+\$0
BU	black umber	+\$0
G2	graphite satin	+\$0
HF	inner tone light	+\$0
HT	inner tone	+\$0
LT	light tone	+\$0
LU	soft white	+\$0
MT	medium tone	+\$0
SG	slate grey	+\$0
WA	wheat	+\$0
WL	sandstone	+\$0

Metallic Paint

For smooth paint on smooth steel (S) or smooth paint on textured steel (T)

1209	platinum	+\$0
1210	hematite	+\$0
1212	bronzite	+\$0
CN	metallic champagne	+\$0
EH	metallic bronze	+\$0
MS	metallic silver	+\$0

Sand Texture Paint

For textured paint on smooth steel (X)

98	studio white A	+\$0
-----------	-----------------------	------

Bright Sand Texture Paint

For textured paint on smooth steel (X)

91	white	+\$0
CL	cool grey neutral	+\$0
G1	graphite	+\$0
WN	warm grey neutral	+\$0

Step 7. Top

		24	30
T1	1"-high squared-edge top	+\$0	0
T2	1 $\frac{1}{4}$ "-high squared-edge top	+\$0	0
TF	1 $\frac{1}{4}$ "-high wood veneer top A	+\$210	231
D1	6 $\frac{1}{2}$ "-high full dome, side-to-side	+\$210	231
D2	6 $\frac{1}{2}$ "-high full dome, front-to-back	+\$210	231
H1	6 $\frac{1}{2}$ "-high half dome, sloping left	+\$210	231
H2	6 $\frac{1}{2}$ "-high half dome, sloping right	+\$210	231
H3	6 $\frac{1}{2}$ "-high half dome, sloping front	+\$210	231
H4	6 $\frac{1}{2}$ "-high half dome, sloping back	+\$210	231
TV1	1 $\frac{1}{8}$ "-high wood veneer top and wood composite edge with oversail front A	+\$315	315

Step 8. Veneer Top Finish

Wood Veneer

For 1 $\frac{1}{8}$ "-high wood veneer top and wood composite edge with oversail front (TV1)

40	dark brown walnut A	+\$24
ED	aged cherry A	+\$24
EK	medium red walnut A	+\$24
ET	clear on ash A	+\$24
EU	oak on ash A	+\$24
EV	walnut on ash A	+\$24
UL	natural maple A	+\$24
UX	walnut on cherry A	+\$24

Wood Veneer

For 1 $\frac{1}{4}$ "-high wood veneer top (TF)

2U	light brown walnut A	+\$24
40	dark brown walnut A	+\$24
ED	aged cherry A	+\$24
EK	medium red walnut A	+\$24
ET	clear on ash A	+\$24
EU	oak on ash A	+\$24
EV	walnut on ash A	+\$24
UL	natural maple A	+\$24
UX	walnut on cherry A	+\$24

Step 9. Base Height

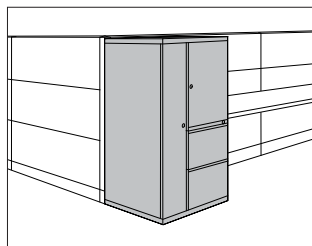
B1	1"-high base	+\$0
B2	1 $\frac{1}{2}$ "-high base	+\$0
B3	2 $\frac{1}{4}$ "-high base	+\$0
B4	3 $\frac{1}{4}$ "-high base	+\$0
B5	4 $\frac{1}{4}$ "-high base	+\$30

Vertical Tower with Wardrobe and
Side-Facing Bookcase, Standard
Pull *continued*

Meridian® Vertical Storage Towers

Step 10. Lock		
KA	keyed alike	-\$10
KC	keyed differently, chrome	+\$0
KD	keyed differently, black	+\$0

Vertical Tower with Wardrobe and Storage Case, Standard Pull



MTV16.
MTV26.
MTV36.
MTV46.
MTV56.
MTV66.

Product Information

Description

This freestanding storage tower has a wardrobe and modules for display materials, binders, filing materials, and personal items. It is available in 3 heights and has a wardrobe on 1 side and a storage case and drawers on the other side. Storage cases have 1 locking metal door or 1 nonlocking translucent door. The translucent door has a painted aluminum frame with a brushed aluminum (U1) sloped pull. Drawers, wardrobe, and metal storage case doors have standard pulls. The tower is available in smooth or textured steel with a metal or veneer top. 5 base heights are available; all bases include adjustable glides.

The 24"-wide tower has a 9"-wide wardrobe; the 30"-wide tower has a 15"-wide wardrobe. Both wardrobes include a side-to-side coat rod and lock. Letter-width file drawers include a file compressor; box drawers include an adjustable metal divider. 1 lock controls all drawers.

The 23½"-high storage case includes 1 adjustable shelf to create openings for 1 row of binders and 1 row of display material. The 26¼"- and 27⅝"-high storage cases include 1 adjustable shelf to create openings for 2 rows of binders or display materials. The 35¼"-high storage case includes 2 adjustable shelves to create openings for 2 rows of binders and 1 row of display materials. The 39⅜"-high storage case includes 2 adjustable shelves to create openings for 3 rows of binders. Shelves adjust in 1¼" increments.

Notes

Front-facing filing module is the reference point when specifying location of wardrobe and orientation of full- or half-dome top.

2 box drawers may be specified in place of 1 file drawer in predetermined locations.

Dimensional illustrations do not include all possible configurations.

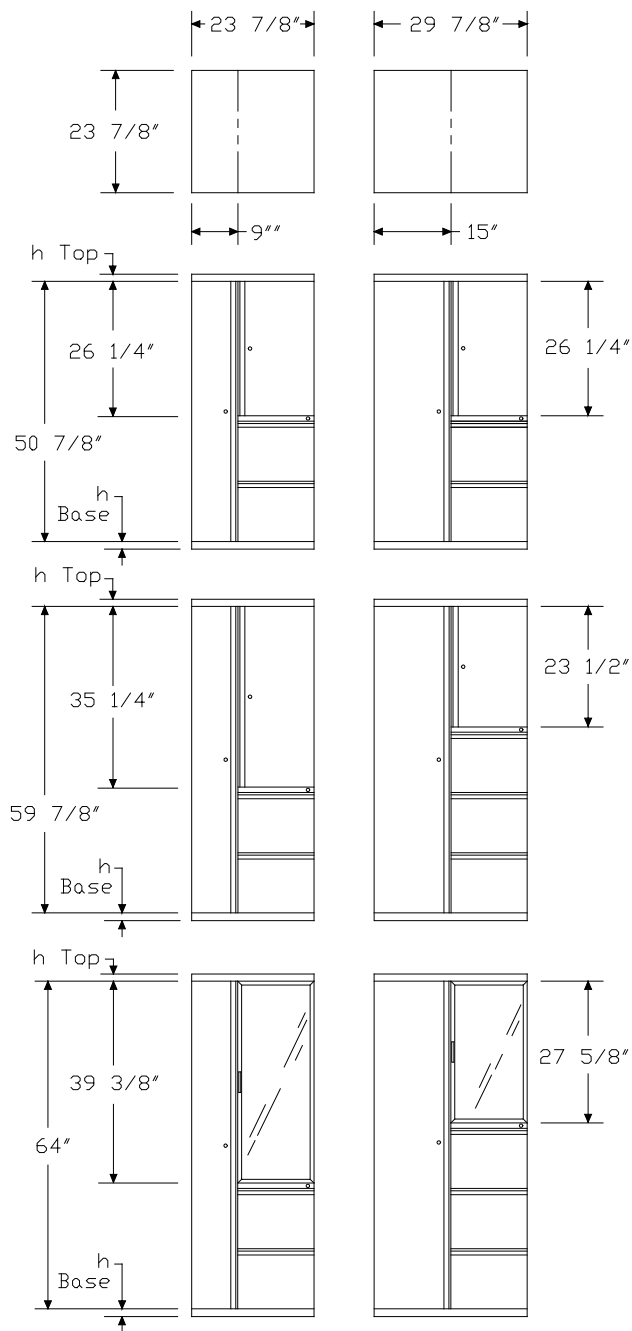
Order optional accessories separately:

- Adjustable shelf for storage case (MTAS.B)
- Drawer divider (73-1567-D)
- File drawer organizer (73-9874-FDO)
- Pencil tray (73-1516-PT)
- Stationery tray (73-7082-SST)

All locks in unit are factory installed and are keyed alike within the unit.

For specific numbering choices, specify KA and order lock plugs separately. See Keyed-Alike Information in Appendices.

Dimensions



Vertical Tower with Wardrobe and Storage Case, Standard Pull

continued

Specification Information	
Step 1.	
MTV	
Step 2. Height/Wardrobe Location	
16.	50 ⁷ / ₈ " high, wardrobe left
26.	50 ⁷ / ₈ " high, wardrobe right
36.	59 ⁷ / ₈ " high, wardrobe left
46.	59 ⁷ / ₈ " high, wardrobe right
56.	64" high, wardrobe left
66.	64" high, wardrobe right
Step 3. Width	
24	24" wide
30	30" wide
Step 4. Drawer Configuration	
<i>For 50⁷/₈" high, wardrobe left (16.) or 50⁷/₈" high, wardrobe right (26.)</i>	
R	file/file
S	box/box/file
<i>For 59⁷/₈" high, wardrobe left (36.) or 59⁷/₈" high, wardrobe right (46.)</i>	
R	file/file
S	box/box/file
T	file/file/file
V	box/box/file/file
<i>For 64" high, wardrobe left (56.) or 64" high, wardrobe right (66.)</i>	
R	file/file
S	box/box/file
T	file/file/file
V	box/box/file/file
Step 5. Storage Case Door	
F	painted metal door
C	clear translucent door <input type="checkbox"/>
D	frosted translucent door <input type="checkbox"/>
Step 6. Paint/Steel Type	
S	smooth paint on smooth steel
T	smooth paint on textured steel
X	textured paint on smooth steel

Prices for Steps 1-6.						
	FS	FT	FX	CS	CT	CX
MTV16.24 R	\$2414	2465	2414	2754	2805	2754
S	\$2468	2520	2468	2808	2860	2808
30 R	\$2433	2485	2433	2772	2824	2772
S	\$2489	2540	2489	2824	2875	2824
				DS	DT	DX
MTV16.24 R				\$2754	2805	2754
S				\$2808	2860	2808
30 R				\$2772	2824	2772
S				\$2824	2875	2824
	FS	FT	FX	CS	CT	CX
MTV26.24 R	\$2414	2465	2414	2754	2805	2754
S	\$2468	2520	2468	2808	2860	2808
30 R	\$2433	2485	2433	2772	2824	2772
S	\$2489	2540	2489	2824	2875	2824
				DS	DT	DX
MTV26.24 R				\$2754	2805	2754
S				\$2808	2860	2808
30 R				\$2772	2824	2772
S				\$2824	2875	2824
	FS	FT	FX	CS	CT	CX
MTV36.24 R	\$2439	2490	2439	2777	2829	2777
S	\$2493	2545	2493	2832	2883	2832
T	\$2608	2490	2608	2946	2829	2946
V	\$2664	2545	2664	3000	2883	3000
30 R	\$2458	2510	2458	2797	2848	2797
S	\$2514	2565	2514	2848	2900	2848
T	\$2627	2678	2627	2964	3015	2964
V	\$2680	2731	2680	3018	3070	3018
				DS	DT	DX
MTV36.24 R				\$2777	2829	2777
S				\$2832	2883	2832
T				\$2946	2829	2946
V				\$3000	2883	3000
30 R				\$2797	2848	2797
S				\$2848	2900	2848
T				\$2964	3015	2964
V				\$3018	3070	3018

Vertical Tower with Wardrobe and Storage Case, Standard Pull

continued

	FS	FT	FX	CS	CT	CX
MTV46.24 R	\$2439	2490	2439	2777	2829	2777
S	\$2493	2545	2493	2832	2883	2832
T	\$2608	2490	2608	2946	2829	2946
V	\$2664	2545	2664	3000	2883	3000
30 R	\$2458	2510	2458	2797	2848	2797
S	\$2514	2565	2514	2848	2900	2848
T	\$2627	2678	2627	2964	3015	2964
V	\$2680	2731	2680	3018	3070	3018

	DS	DT	DX
MTV46.24 R	\$2777	2829	2777
S	\$2832	2883	2832
T	\$2946	2829	2946
V	\$3000	2883	3000
30 R	\$2797	2848	2797
S	\$2848	2900	2848
T	\$2964	3015	2964
V	\$3018	3070	3018

	FS	FT	FX	CS	CT	CX
MTV56.24 R	\$2499	2551	2499	2838	2890	2838
S	\$2555	2606	2555	2893	2944	2893
T	\$2670	2722	2670	3006	3058	3006
V	\$2723	2774	2723	3062	3113	3062
30 R	\$2519	2570	2519	2855	2906	2855
S	\$2571	2623	2571	2910	2962	2910
T	\$2690	2741	2690	3026	3077	3026
V	\$2743	2795	2743	3079	3131	3079

	DS	DT	DX
MTV56.24 R	\$2838	2890	2838
S	\$2893	2944	2893
T	\$3006	3058	3006
V	\$3062	3113	3062
30 R	\$2855	2906	2855
S	\$2910	2962	2910
T	\$3026	3077	3026
V	\$3079	3131	3079

	FS	FT	FX	CS	CT	CX
MTV66.24 R	\$2499	2551	2499	2838	2890	2838
S	\$2555	2606	2555	2893	2944	2893
T	\$2670	2722	2670	3006	3058	3006
V	\$2723	2774	2723	3062	3113	3062

30 R	\$2519	2570	2519	2855	2906	2855
S	\$2571	2623	2571	2910	2962	2910
T	\$2690	2741	2690	3026	3077	3026
V	\$2743	2795	2743	3079	3131	3079

	DS	DT	DX
MTV66.24 R	\$2838	2890	2838
S	\$2893	2944	2893
T	\$3006	3058	3006
V	\$3062	3113	3062

30 R	\$2855	2906	2855
S	\$2910	2962	2910
T	\$3026	3077	3026
V	\$3079	3131	3079

Step 7. Surface Finish

Nonmetallic Paint

For smooth paint on smooth steel (S) or smooth paint on textured steel (T)

CL	cool grey neutral	+\$0
8Q	folkstone grey	+\$0
91	white	+\$0
98	studio white A	+\$0
9J	sparrow	+\$0
BU	black umber	+\$0
G2	graphite satin	+\$0
HF	inner tone light	+\$0
HT	inner tone	+\$0
LT	light tone	+\$0
LU	soft white	+\$0
MT	medium tone	+\$0
SG	slate grey	+\$0
WA	wheat	+\$0
WL	sandstone	+\$0

Metallic Paint

For smooth paint on smooth steel (S) or smooth paint on textured steel (T)

1209	platinum	+\$0
1210	hematite	+\$0
1212	bronzite	+\$0
CN	metallic champagne	+\$0
EH	metallic bronze	+\$0
MS	metallic silver	+\$0

Vertical Tower with Wardrobe and Storage Case, Standard Pull

continued

Sand Texture Paint		
<i>For textured paint on smooth steel (X)</i>		
98	studio white <input type="checkbox"/>	+\$0

Bright Sand Texture Paint		
<i>For textured paint on smooth steel (X)</i>		
91	white	+\$0
CL	cool grey neutral	+\$0
G1	graphite	+\$0
WN	warm grey neutral	+\$0

Step 8. Top			
		24	30
T1	1"-high squared-edge top	+\$0	0
T2	1¼"-high squared-edge top	+\$0	0
TF	1¼"-high wood veneer top <input type="checkbox"/>	+\$210	231
D1	6½"-high full dome, side-to-side	+\$210	231
D2	6½"-high full dome, front-to-back	+\$210	231
H1	6½"-high half dome, sloping left	+\$210	231
H2	6½"-high half dome, sloping right	+\$210	231
H3	6½"-high half dome, sloping front	+\$210	231
H4	6½"-high half dome, sloping back	+\$210	231
TV1	1⅛"-high wood veneer top and wood composite edge with oversail front <input type="checkbox"/>	+\$315	315

Step 9. Veneer Top Finish

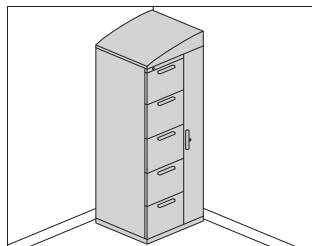
Wood Veneer		
<i>For 1⅛"-high wood veneer top and wood composite edge with oversail front (TV1)</i>		
40	dark brown walnut <input type="checkbox"/>	+\$24
ED	aged cherry <input type="checkbox"/>	+\$24
EK	medium red walnut <input type="checkbox"/>	+\$24
ET	clear on ash <input type="checkbox"/>	+\$24
EU	oak on ash <input type="checkbox"/>	+\$24
EV	walnut on ash <input type="checkbox"/>	+\$24
UL	natural maple <input type="checkbox"/>	+\$24
UX	walnut on cherry <input type="checkbox"/>	+\$24

Wood Veneer		
<i>For 1¼"-high wood veneer top (TF)</i>		
2U	light brown walnut <input type="checkbox"/>	+\$24
40	dark brown walnut <input type="checkbox"/>	+\$24
ED	aged cherry <input type="checkbox"/>	+\$24
EK	medium red walnut <input type="checkbox"/>	+\$24
ET	clear on ash <input type="checkbox"/>	+\$24
EU	oak on ash <input type="checkbox"/>	+\$24
EV	walnut on ash <input type="checkbox"/>	+\$24
UL	natural maple <input type="checkbox"/>	+\$24
UX	walnut on cherry <input type="checkbox"/>	+\$24

Step 10. Base Height		
B1	1"-high base	+\$0
B2	1½"-high base	+\$0
B3	2¼"-high base	+\$0
B4	3¼"-high base	+\$0
B5	4¼"-high base	+\$30

Step 11. Lock		
KA	keyed alike	-\$10
KC	keyed differently, chrome	+\$0
KD	keyed differently, black	+\$0

Vertical Tower with Wardrobe, Bar Pull



MTNKP1 MTNKP2 MTNKP3 MTNKP4 MTNKP5 MTNKP6 MTNKP7 MTNKP8 MTNKP1
MTNKP2 MTNKP3 MTNKP4 MTNKP5 MTNKP6 MTNKP7 MTNKP8 MTNKP1
MTNKP2 MTNKP3 MTNKP4 MTNKP5 MTNKP6 MTNKP7 MTNKP8 MTNKP1
MTNKP2 MTNKP3 MTNKP4 MTNKP5 MTNKP6 MTNKP7 MTNKP8 MTNKP1

Product Information

Description

This 24"-wide freestanding storage tower is available in 4 heights and has a wardrobe on 1 side and drawers on the other side. It is available in smooth or textured steel with a metal or veneer top, bar pulls, and painted metal or veneer fronts. 5 base heights are available; all bases include adjustable glides. A counterweight is included in the 24⁵/₈" towers.

The towers have a 9"-wide wardrobe/briefcase storage area and a lock. Letter-width file drawers include a file compressor; box drawers include an adjustable metal divider. 1 lock controls all drawers. The 24"-high tower has a wardrobe area for storage of personal items or a briefcase; the 36"-high tower has a coat hook for shorter-length coats or sweaters; the 48"- and 59"-high towers have a side-to-side coat rod for coats and jackets. All wardrobes include a lock.

Notes

Front-facing filing module is the reference point when specifying location of wardrobe and orientation of full- or half-dome top.

2 box drawers may be specified in place of 1 file drawer in predetermined locations.

Dimensional illustrations do not include all possible configurations.

For veneer-front tower, fascia strip is also veneer.

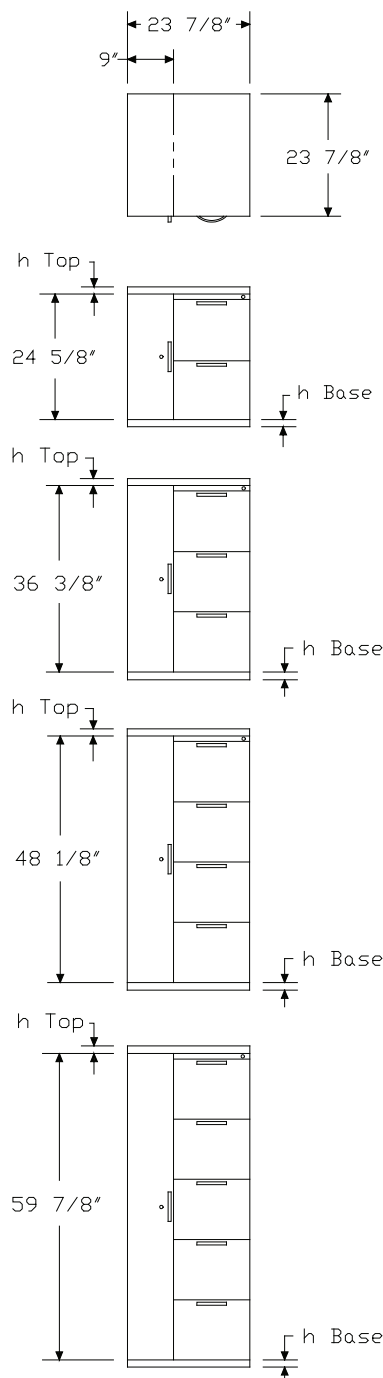
Grain direction is vertical for veneer-front towers.

Order optional accessories separately:

- Drawer divider (73-1567-D)
- File drawer organizer (73-9874-FDO)
- Pencil tray (73-1516-PT)
- Stationery tray (73-7082-SST)

All locks in unit are factory installed and are keyed alike within unit. For specific numbering choices, specify KA and order lock plugs separately. See Keyed-Alike Information in Appendices.

Dimensions



Vertical Tower with Wardrobe, Bar Pull *continued*

Specification Information			
Step 1.			
MTNK			
Step 2. Front Material			
P	painted metal front		
V	veneer front A		
Step 3. Height/Wardrobe Location			
1.24	24 ⁵ / ₈ " high, wardrobe left		
2.24	24 ⁵ / ₈ " high, wardrobe right		
3.24	36 ³ / ₈ " high, wardrobe left		
4.24	36 ³ / ₈ " high, wardrobe right		
5.24	48 ¹ / ₈ " high, wardrobe left		
6.24	48 ¹ / ₈ " high, wardrobe right		
7.24	59 ⁷ / ₈ " high, wardrobe left		
8.24	59 ⁷ / ₈ " high, wardrobe right		
Step 4. Drawer Configuration/Lock Option			
For 24 ⁵ / ₈ " high, wardrobe left (1.24) or 24 ⁵ / ₈ " high, wardrobe right (2.24)			
R	file/file, 1 lock		
S	box/box/file, 1 lock		
For 36 ³ / ₈ " high, wardrobe left (3.24) or 36 ³ / ₈ " high, wardrobe right (4.24)			
T	file/file/file, 1 lock		
V	box/box/file/file, 1 lock		
For 48 ¹ / ₈ " high, wardrobe left (5.24) or 48 ¹ / ₈ " high, wardrobe right (6.24)			
W	file/file/file/file, 1 lock		
X	file/box/box/file/file, 1 lock		
For 59 ⁷ / ₈ " high, wardrobe left (7.24) or 59 ⁷ / ₈ " high, wardrobe right (8.24)			
Y	file/file/file/file/file, 1 lock		
Z	file/file/box/box/file/file, 1 lock		
Step 5. Paint/Steel Type			
S	smooth paint on smooth steel		
T	smooth paint on textured steel		
X	textured paint on smooth steel		
Prices for Steps 1-5.			
	S	T	X
MTNKP1.24 R	\$1387	1438	1387
S	\$1440	1492	1440

MTNKP2.24 R	\$1387	1438	1387
S	\$1440	1492	1440
MTNKP3.24 T	\$1753	1804	1753
V	\$1806	1858	1806
MTNKP4.24 T	\$1753	1804	1753
V	\$1806	1858	1806
MTNKP5.24 W	\$2484	2535	2484
X	\$2537	2589	2537
MTNKP6.24 W	\$2484	2535	2484
X	\$2537	2589	2537
MTNKP7.24 Y	\$2851	2902	2851
Z	\$2904	2956	2904
MTNKP8.24 Y	\$2851	2902	2851
Z	\$2904	2956	2904
MTNKP1.24 R	\$2912	2964	2912
S	\$3020	3072	3020
MTNKP2.24 R	\$2912	2964	2912
S	\$3020	3072	3020
MTNKP3.24 T	\$3615	3666	3615
V	\$3724	3775	3724
MTNKP4.24 T	\$3615	3666	3615
V	\$3724	3775	3724
MTNKP5.24 W	\$4516	4568	4516
X	\$4624	4676	4624
MTNKP6.24 W	\$4516	4568	4516
X	\$4624	4676	4624
MTNKP7.24 Y	\$5017	5068	5017
Z	\$5126	5177	5126
MTNKP8.24 Y	\$5017	5068	5017
Z	\$5126	5177	5126

Vertical Tower with Wardrobe, Bar Pull *continued*

Step 6. Surface Finish

Nonmetallic Paint

For smooth paint on smooth steel (S) or smooth paint on textured steel (T)

8Q	folkstone grey	+\$0
91	white	+\$0
98	studio white A	+\$0
9J	sparrow	+\$0
BU	black umber	+\$0
G2	graphite satin	+\$0
HF	inner tone light	+\$0
HT	inner tone	+\$0
LT	light tone	+\$0
LU	soft white	+\$0
MT	medium tone	+\$0
SG	slate grey	+\$0
WA	wheat	+\$0
WL	sandstone	+\$0

Metallic Paint

For smooth paint on smooth steel (S) or smooth paint on textured steel (T)

1209	platinum	+\$0
1210	hematite	+\$0
1212	bronzite	+\$0
CN	metallic champagne	+\$0
EH	metallic bronze	+\$0
MS	metallic silver	+\$0

Sand Texture Paint

For textured paint on smooth steel (X)

98	studio white A	+\$0
-----------	--------------------------------	------

Bright Sand Texture Paint

For textured paint on smooth steel (X)

91	white	+\$0
CL	cool grey neutral	+\$0
G1	graphite	+\$0
WN	warm grey neutral	+\$0

Step 7. Pull Finish

8Q	folkstone grey	+\$0
91	white	+\$0
G1	graphite A	+\$0
WL	sandstone A	+\$0
CN	metallic champagne A	+\$0
MS	metallic silver	+\$0
79	green apple A	+\$10
MY3	yellow oxide A	+\$10
RO	red A	+\$10
TRQ	turquoise A	+\$10

Step 8. Top

T1	1"-high squared-edge top	+\$0
T2	1¼"-high squared-edge top	+\$0
TF	1¼"-high wood veneer top A	+\$210
D1	6½"-high full dome, side-to-side	+\$210
D2	6½"-high full dome, front-to-back	+\$210
H1	6½"-high half dome, sloping left	+\$210
H2	6½"-high half dome, sloping right	+\$210
H3	6½"-high half dome, sloping front	+\$210
H4	6½"-high half dome, sloping back	+\$210
TV1	1⅞"-high wood veneer top and wood composite edge with oversail front A	+\$315

Step 9.

Veneer Top Finish: Wood Veneer

For painted metal front (P) with 1⅞"-high wood veneer top and wood composite edge with oversail front (TV1)

40	dark brown walnut A	+\$24
ED	aged cherry A	+\$24
EK	medium red walnut A	+\$24
ET	clear on ash A	+\$24
EV	walnut on ash A	+\$24
UL	natural maple A	+\$24
UX	walnut on cherry A	+\$24

Vertical Tower with Wardrobe, Bar Pull *continued*

Veneer Top Finish: Wood Veneer

For painted metal front (P) with 1¼"-high wood veneer top (TF)

2U	light brown walnut <input type="checkbox"/>	+\$24
40	dark brown walnut <input type="checkbox"/>	+\$24
ED	aged cherry <input type="checkbox"/>	+\$24
EK	medium red walnut <input type="checkbox"/>	+\$24
ET	clear on ash <input type="checkbox"/>	+\$24
EV	walnut on ash <input type="checkbox"/>	+\$24
UL	natural maple <input type="checkbox"/>	+\$24
UX	walnut on cherry <input type="checkbox"/>	+\$24

Veneer Front Finish: Wood Veneer

For veneer front (V) with 1"-high squared-edge top (T1), 1¼"-high squared-edge top (T2), 6½"-high full dome, side-to-side (D1), 6½"-high full dome, front-to-back (D2), 6½"-high half dome, sloping left (H1), 6½"-high half dome, sloping right (H2), or 6½"-high half dome, sloping front (H3), or 6½"-high half dome, sloping back (H4)

2U	light brown walnut <input type="checkbox"/>	+\$66
40	dark brown walnut <input type="checkbox"/>	+\$66
ED	aged cherry <input type="checkbox"/>	+\$66
EK	medium red walnut <input type="checkbox"/>	+\$66
ET	clear on ash <input type="checkbox"/>	+\$66
EV	walnut on ash <input type="checkbox"/>	+\$66
UL	natural maple <input type="checkbox"/>	+\$66
UX	walnut on cherry <input type="checkbox"/>	+\$66

Veneer Front/Top Finish: Wood Veneer

For veneer front (V) with 1⅛"-high wood veneer top and wood composite edge with oversail front (TV1)

40	dark brown walnut <input type="checkbox"/>	+\$66
ED	aged cherry <input type="checkbox"/>	+\$66
EK	medium red walnut <input type="checkbox"/>	+\$66
ET	clear on ash <input type="checkbox"/>	+\$66
EV	walnut on ash <input type="checkbox"/>	+\$66
UL	natural maple <input type="checkbox"/>	+\$66
UX	walnut on cherry <input type="checkbox"/>	+\$66

Veneer Front/Top Finish: Wood Veneer

For veneer front (V) with 1¼"-high wood veneer top (TF)

2U	light brown walnut <input type="checkbox"/>	+\$66
40	dark brown walnut <input type="checkbox"/>	+\$66
ED	aged cherry <input type="checkbox"/>	+\$66
EK	medium red walnut <input type="checkbox"/>	+\$66
ET	clear on ash <input type="checkbox"/>	+\$66
EV	walnut on ash <input type="checkbox"/>	+\$66
UL	natural maple <input type="checkbox"/>	+\$66
UX	walnut on cherry <input type="checkbox"/>	+\$66

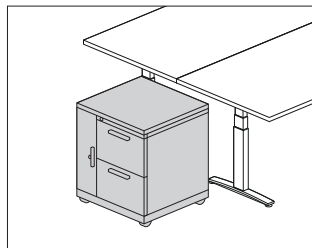
Step 10. Base Height

B1	1"-high base	+\$0
B2	1½"-high base	+\$0
B3	2¼"-high base	+\$0
B4	3¼"-high base	+\$0
B5	4¼"-high base	+\$30

Step 11. Lock

KA	keyed alike	-\$10
KC	keyed differently, chrome	+\$0
KD	keyed differently, black	+\$0

Mobile Vertical Tower with Wardrobe, Bar Pull



MTCKP1 MTCKV4
MTCKP2 MTCKV5
MTCKP3 MTCKV6
MTCKP4
MTCKP5
MTCKP6
MTCKV1
MTCKV2
MTCKV3

Product Information

Description

This 24"-wide mobile storage tower is available in 3 heights and has a wardrobe on 1 side and drawers on the other side. It is available in smooth or textured steel with a metal or veneer top, bar pulls, and painted metal or veneer fronts. The 5½"-high caster base includes a 1½"-high metal frame with 4 4"-diameter casters; 2 casters include a brake. A counterweight is included in all towers.

The towers have a 9"-wide wardrobe/briefcase storage area and a lock. Letter-width file drawers include a file compressor; box drawers include an adjustable metal divider. 1 lock controls all drawers. The 24"-high tower has a wardrobe area for storage of personal items or a briefcase; the 36"-high tower has a coat hook for shorter-length coats or sweaters; the 48"-high tower has a side-to-side coat rod for coats and jackets. All wardrobes include a lock.

Notes

Front-facing filing module is the reference point when specifying location of wardrobe and orientation of full- or half-dome top.

Casters must be field installed.

2 box drawers may be specified in place of 1 file drawer in predetermined locations.

Dimensional illustrations do not include all possible configurations.

For veneer-front tower, fascia strip is also veneer.

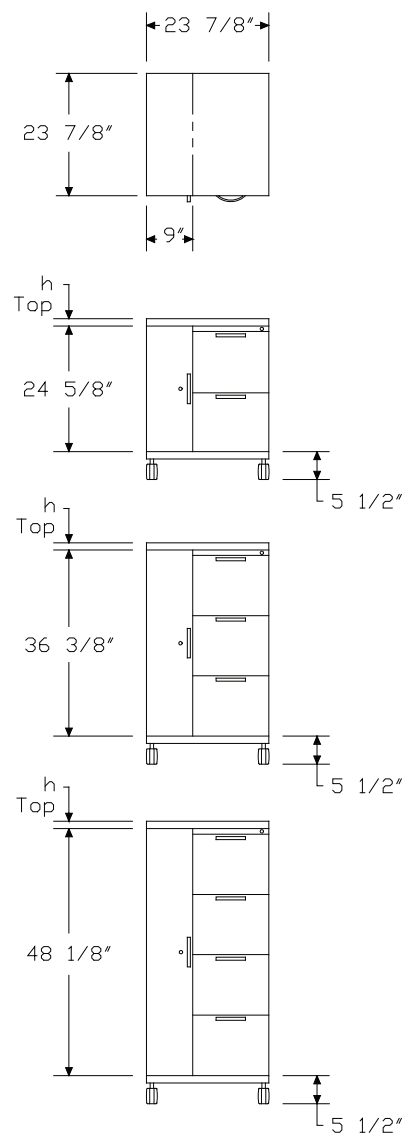
Grain direction is vertical for veneer-front towers.

Order optional accessories separately:

- Drawer divider (73-1567-D)
- File drawer organizer (73-9874-FDO)
- Pencil tray (73-1516-PT)
- Stationery tray (73-7082-SST)

All locks in unit are factory installed and are keyed alike within unit. For specific numbering choices, specify KA and order lock plugs separately. See Keyed-Alike Information in Appendices.

Dimensions



Mobile Vertical Tower with Wardrobe, Bar Pull *continued*

Specification Information			
Step 1.			
MTCK			
Step 2. Front Material			
P	painted metal front		
V	veneer front A		
Step 3. Height/Wardrobe Location			
1.24	24 ⁵ / ₈ " high, wardrobe left		
2.24	24 ⁵ / ₈ " high, wardrobe right		
3.24	36 ³ / ₈ " high, wardrobe left		
4.24	36 ³ / ₈ " high, wardrobe right		
5.24	48 ¹ / ₈ " high, wardrobe left		
6.24	48 ¹ / ₈ " high, wardrobe right		
Step 4. Drawer Configuration/Lock Option			
For 24 ⁵ / ₈ " high, wardrobe left (1.24) or 24 ⁵ / ₈ " high, wardrobe right (2.24)			
R	file/file, 1 lock		
S	box/box/file, 1 lock		
For 36 ³ / ₈ " high, wardrobe left (3.24) or 36 ³ / ₈ " high, wardrobe right (4.24)			
T	file/file/file, 1 lock		
V	box/box/file/file, 1 lock		
For 48 ¹ / ₈ " high, wardrobe left (5.24) or 48 ¹ / ₈ " high, wardrobe right (6.24)			
W	file/file/file/file, 1 lock		
X	file/box/box/file/file, 1 lock		
Step 5. Paint/Steel Type			
S	smooth paint on smooth steel		
T	smooth paint on textured steel		
X	textured paint on smooth steel		
Prices for Steps 1-5.			
	S	T	X
MTCKP1.24 R	\$1590	1641	1590
S	\$1642	1694	1642
MTCKP2.24 R	\$1590	1641	1590
S	\$1642	1694	1642
MTCKP3.24 T	\$1957	2009	1957
V	\$2010	2062	2010

MTCKP4.24 T	\$1957	2009	1957
V	\$2010	2062	2010
MTCKP5.24 W	\$2688	2739	2688
X	\$2742	2794	2742
MTCKP6.24 W	\$2688	2739	2688
X	\$2742	2794	2742
MTCKV1.24 R	\$3113	3165	3113
S	\$3223	3275	3223
MTCKV2.24 R	\$3113	3165	3113
S	\$3223	3275	3223
MTCKV3.24 T	\$3819	3870	3819
V	\$3927	3978	3927
MTCKV4.24 T	\$3819	3870	3819
V	\$3927	3978	3927
MTCKV5.24 W	\$4721	4772	4721
X	\$4829	4881	4829
MTCKV6.24 W	\$4721	4772	4721
X	\$4829	4881	4829
Step 6. Surface Finish			
Nonmetallic Paint			
<i>For smooth paint on smooth steel (S) or smooth paint on textured steel (T)</i>			
8Q	folkstone grey		+\$0
91	white		+\$0
98	studio white A		+\$0
9J	sparrow		+\$0
BU	black umber		+\$0
G2	graphite satin		+\$0
HF	inner tone light		+\$0
HT	inner tone		+\$0
LT	light tone		+\$0
LU	soft white		+\$0
MT	medium tone		+\$0
SG	slate grey		+\$0
WA	wheat		+\$0
WL	sandstone		+\$0

Mobile Vertical Tower with Wardrobe, Bar Pull *continued*

Metallic Paint		
<i>For smooth paint on smooth steel (S) or smooth paint on textured steel (T)</i>		
1209	platinum	+\$0
1210	hematite	+\$0
1212	bronzite	+\$0
CN	metallic champagne	+\$0
EH	metallic bronze	+\$0
MS	metallic silver	+\$0

Sand Texture Paint		
<i>For textured paint on smooth steel (X)</i>		
98	studio white A	+\$0

Bright Sand Texture Paint		
<i>For textured paint on smooth steel (X)</i>		
91	white	+\$0
CL	cool grey neutral	+\$0
G1	graphite	+\$0
WN	warm grey neutral	+\$0

Step 7. Pull Finish		
8Q	folkstone grey	+\$0
91	white	+\$0
G1	graphite A	+\$0
WL	sandstone A	+\$0
CN	metallic champagne A	+\$0
MS	metallic silver	+\$0
79	green apple A	+\$10
MY3	yellow oxide A	+\$10
RO	red A	+\$10
TRQ	turquoise A	+\$10

Step 8. Top		
T1	1"-high squared-edge top	+\$0
T2	1 1/4"-high squared-edge top	+\$0
TF	1 1/4"-high wood veneer top A	+\$210
D1	6 1/2"-high full dome, side-to-side	+\$210
D2	6 1/2"-high full dome, front-to-back	+\$210
H1	6 1/2"-high half dome, sloping left	+\$210
H2	6 1/2"-high half dome, sloping right	+\$210
H3	6 1/2"-high half dome, sloping front	+\$210
H4	6 1/2"-high half dome, sloping back	+\$210
TV1	1 1/8"-high wood veneer top and wood composite edge with oversail front A	+\$315

Step 9.		
Veneer Top Finish: Wood Veneer		
<i>For painted metal front (P) with 1 1/8"-high wood veneer top and wood composite edge with oversail front (TV1)</i>		
40	dark brown walnut A	+\$24
ED	aged cherry A	+\$24
EK	medium red walnut A	+\$24
ET	clear on ash A	+\$24
EV	walnut on ash A	+\$24
UL	natural maple A	+\$24
UX	walnut on cherry A	+\$24

Veneer Top Finish: Wood Veneer		
<i>For painted metal front (P) with 1 1/4"-high wood veneer top (TF)</i>		
2U	light brown walnut A	+\$24
40	dark brown walnut A	+\$24
ED	aged cherry A	+\$24
EK	medium red walnut A	+\$24
ET	clear on ash A	+\$24
EV	walnut on ash A	+\$24
UL	natural maple A	+\$24
UX	walnut on cherry A	+\$24

Veneer Front Finish: Wood Veneer		
<i>For veneer front (V) with 1"-high squared-edge top (T1), 1 1/4"-high squared-edge top (T2), 6 1/2"-high full dome, side-to-side (D1), 6 1/2"-high full dome, front-to-back (D2), 6 1/2"-high half dome, sloping left (H1), 6 1/2"-high half dome, sloping right (H2), or 6 1/2"-high half dome, sloping front (H3), or 6 1/2"-high half dome, sloping back (H4)</i>		
2U	light brown walnut A	+\$66
40	dark brown walnut A	+\$66
ED	aged cherry A	+\$66
EK	medium red walnut A	+\$66
ET	clear on ash A	+\$66
EV	walnut on ash A	+\$66
UL	natural maple A	+\$66
UX	walnut on cherry A	+\$66

Mobile Vertical Tower with Wardrobe, Bar Pull *continued*

Veneer Front/Top Finish: Wood Veneer

For veneer front (V) with 1¹/₈"-high wood veneer top and wood composite edge with oversail front (TV₁)

40	dark brown walnut A	+\$66
ED	aged cherry A	+\$66
EK	medium red walnut A	+\$66
ET	clear on ash A	+\$66
EV	walnut on ash A	+\$66
UL	natural maple A	+\$66
UX	walnut on cherry A	+\$66

Veneer Front/Top Finish: Wood Veneer

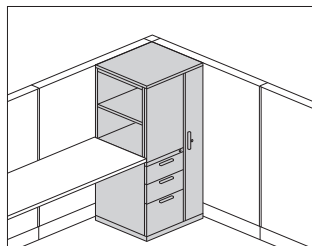
For veneer front (V) with 1¹/₄"-high wood veneer top (TF)

2U	light brown walnut A	+\$66
40	dark brown walnut A	+\$66
ED	aged cherry A	+\$66
EK	medium red walnut A	+\$66
ET	clear on ash A	+\$66
EV	walnut on ash A	+\$66
UL	natural maple A	+\$66
UX	walnut on cherry A	+\$66

Step 10. Lock

KA	keyed alike	-\$10
KC	keyed differently, chrome	+\$0
KD	keyed differently, black	+\$0

Vertical Tower with Wardrobe and Side-Facing Bookcase, Bar Pull



MTBKP1
MTBKP2
MTBKP3
MTBKP4
MTBKP5
MTBKP6
MTBKV1
MTBKV2
MTBKV3

MTBKV4
MTBKV5
MTBKV6

Product Information

Description

This freestanding storage tower has a wardrobe and modules for display materials, binders, filing materials, and personal items. It is available in 3 heights and has a wardrobe on 1 side and a side-facing bookcase and drawers on the other side. The tower is available in smooth or textured steel. The tower has a metal or veneer top, bar pulls, and painted metal or veneer fronts. 5 base heights are available; all bases include adjustable glides.

The 24"-wide tower has a 9"-wide wardrobe; the 30"-wide tower has a 15"-wide wardrobe. Both wardrobes include a side-to-side coat rod and lock. Letter-width file drawers include a file compressor; box drawers include an adjustable metal divider. 1 lock controls all drawers.

The 23½"-high bookcase includes 1 adjustable shelf to create openings for 1 row of binders and 1 row of display material. The 26¼"- and 27⅝"-high bookcases include 1 adjustable shelf to create openings for 2 rows of binders or display materials. The 35¼"-high bookcase includes 2 adjustable shelves to create openings for 2 rows of binders and 1 row of display materials. The 39⅜"-high bookcase includes 2 adjustable shelves to create openings for 3 rows of binders. Shelves adjust in 1¼" increments.

Notes

Front-facing filing module is the reference point when specifying location of wardrobe and orientation of full- or half-dome top.

When specifying tower with 2 file drawers (R) and aligning bookcase with standard 29"-high work surface, specify 3¼"-high base (B4).

2 box drawers may be specified in place of 1 file drawer in predetermined locations.

Dimensional illustrations do not include all possible configurations.

For veneer-front tower, bookcase end panel (which faces front) and fascia are metal. Doors and drawers are veneer.

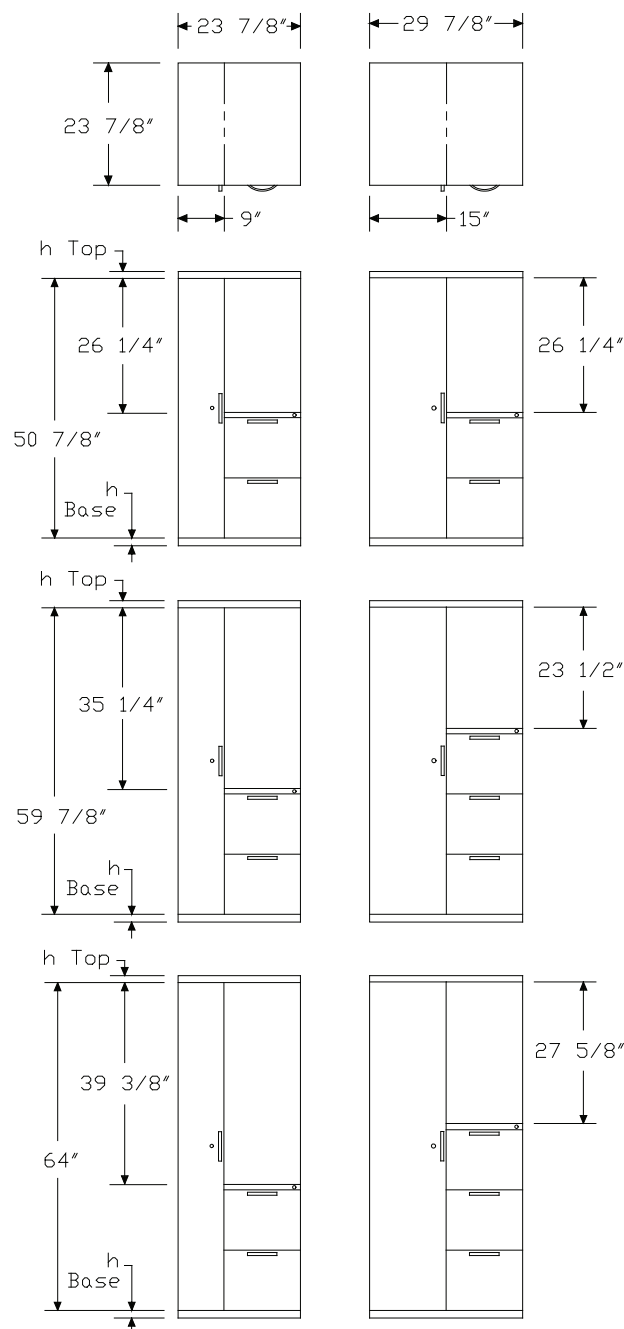
Grain direction is vertical for veneer-front towers.

Order optional accessories separately:

- Adjustable shelf for side-facing bookcase (MTAS.A)
- Drawer divider (73-1567-D)
- File drawer organizer (73-9874-FDO)
- Pencil tray (73-1516-PT)
- Stationery tray (73-7082-SST)

All locks in unit are factory installed and are keyed alike within unit. For specific numbering choices, specify KA and order lock plugs separately. See Keyed-Alike Information in Appendices.

Dimensions



Vertical Tower with Wardrobe and Side-Facing Bookcase, Bar Pull

continued

Specification Information			
Step 1.			
MTBK			
Step 2. Front Material			
P	painted metal front		
V	veneer front A		
Step 3. Height/Wardrobe Location			
1.	50 ⁷ / ₈ " high, wardrobe left		
2.	50 ⁷ / ₈ " high, wardrobe right		
3.	59 ⁷ / ₈ " high, wardrobe left		
4.	59 ⁷ / ₈ " high, wardrobe right		
5.	64" high, wardrobe left		
6.	64" high, wardrobe right		
Step 4. Width			
24	24" wide		
30	30" wide		
Step 5. Drawer Configuration			
For 50 ⁷ / ₈ " high, wardrobe left (1.) or 50 ⁷ / ₈ " high, wardrobe right (2.)			
RF	file/file		
SF	box/box/file		
For 59 ⁷ / ₈ " high, wardrobe left (3.), 59 ⁷ / ₈ " high, wardrobe right (4.), 64" high, wardrobe left (5.), or 64" high, wardrobe right (6.)			
RF	file/file		
SF	box/box/file		
TF	file/file/file		
VF	box/box/file/file		
Step 6. Paint/Steel Type			
S	smooth paint on smooth steel		
T	smooth paint on textured steel		
X	textured paint on smooth steel		
Prices for Steps 1-6.			
	S	T	X
MTBKP1. 24 RF	\$2222	2274	2222
SF	\$2277	2328	2277
30 RF	\$2244	2295	2244
SF	\$2296	2348	2296

	S	T	X
MTBKP2. 24 RF	\$2222	2274	2222
SF	\$2277	2328	2277
30 RF	\$2244	2295	2244
SF	\$2296	2348	2296
	S	T	X
MTBKP3. 24 RF	\$2248	2299	2248
SF	\$2303	2354	2303
TF	\$2444	2495	2444
VF	\$2499	2551	2499
30 RF	\$2265	2317	2265
SF	\$2320	2372	2320
TF	\$2465	2517	2465
VF	\$2517	2569	2517
	S	T	X
MTBKP4. 24 RF	\$2248	2299	2248
SF	\$2303	2354	2303
TF	\$2444	2495	2444
VF	\$2499	2551	2499
30 RF	\$2265	2317	2265
SF	\$2320	2372	2320
TF	\$2465	2517	2465
VF	\$2517	2569	2517
	S	T	X
MTBKP5. 24 RF	\$2309	2360	2309
SF	\$2361	2413	2361
TF	\$2505	2557	2505
VF	\$2560	2612	2560
30 RF	\$2327	2379	2327
SF	\$2382	2433	2382
TF	\$2527	2579	2527
VF	\$2580	2631	2580
	S	T	X
MTBKP6. 24 RF	\$2309	2360	2309
SF	\$2361	2413	2361
TF	\$2505	2557	2505
VF	\$2560	2612	2560
30 RF	\$2327	2379	2327
SF	\$2382	2433	2382
TF	\$2527	2579	2527
VF	\$2580	2631	2580

Vertical Tower with Wardrobe and Side-Facing Bookcase, Bar Pull

continued

	S	T	X
MTBKV1. 24 RF	\$4016	4068	4016
SF	\$4127	4178	4127
30 RF	\$4139	4191	4139
SF	\$4248	4300	4248
	S	T	X
MTBKV2. 24 RF	\$4016	4068	4016
SF	\$4127	4178	4127
30 RF	\$4139	4191	4139
SF	\$4248	4300	4248
	S	T	X
MTBKV3. 24 RF	\$4280	4332	4280
SF	\$4388	4440	4388
TF	\$4681	4732	4681
VF	\$4789	4840	4789
30 RF	\$4399	4450	4399
SF	\$4508	4559	4508
TF	\$4800	4852	4800
VF	\$4909	4961	4909
	S	T	X
MTBKV4. 24 RF	\$4280	4332	4280
SF	\$4388	4440	4388
TF	\$4681	4732	4681
VF	\$4789	4840	4789
30 RF	\$4399	4450	4399
SF	\$4508	4559	4508
TF	\$4800	4852	4800
VF	\$4909	4961	4909
	S	T	X
MTBKV5. 24 RF	\$4477	4528	4477
SF	\$4584	4635	4584
TF	\$4878	4929	4878
VF	\$4986	5037	4986
30 RF	\$4596	4648	4596
SF	\$4705	4756	4705
TF	\$4997	5049	4997
VF	\$5106	5158	5106
	S	T	X
MTBKV6. 24 RF	\$4477	4528	4477
SF	\$4584	4635	4584
TF	\$4878	4929	4878
VF	\$4986	5037	4986

30 RF	\$4596	4648	4596
SF	\$4705	4756	4705
TF	\$4997	5049	4997
VF	\$5106	5158	5106

Step 7. Surface Finish

Nonmetallic Paint

For smooth paint on smooth steel (S) or smooth paint on textured steel (T)

8Q	folkstone grey	+\$0
91	white	+\$0
98	studio white A	+\$0
9J	sparrow	+\$0
BU	black umber	+\$0
G2	graphite satin	+\$0
HF	inner tone light	+\$0
HT	inner tone	+\$0
LT	light tone	+\$0
LU	soft white	+\$0
MT	medium tone	+\$0
SG	slate grey	+\$0
WA	wheat	+\$0
WL	sandstone	+\$0

Metallic Paint

For smooth paint on smooth steel (S) or smooth paint on textured steel (T)

1209	platinum	+\$0
1210	hematite	+\$0
1212	bronzite	+\$0
CN	metallic champagne	+\$0
EH	metallic bronze	+\$0
MS	metallic silver	+\$0

Sand Texture Paint

For textured paint on smooth steel (X)

98	studio white A	+\$0
-----------	-----------------------------	------

Bright Sand Texture Paint

For textured paint on smooth steel (X)

91	white	+\$0
CL	cool grey neutral	+\$0
G1	graphite	+\$0
WN	warm grey neutral	+\$0

Vertical Tower with Wardrobe and Side-Facing Bookcase, Bar Pull

continued

Step 8. Pull Finish		
8Q	folkstone grey	+\$0
91	white	+\$0
G1	graphite A	+\$0
WL	sandstone A	+\$0
CN	metallic champagne A	+\$0
MS	metallic silver	+\$0
79	green apple A	+\$10
MY3	yellow oxide A	+\$10
RO	red A	+\$10
TRQ	turquoise A	+\$10

Step 9. Top		
T1	1"-high squared-edge top	+\$0
T2	1 1/4"-high squared-edge top	+\$0
TF	1 1/4"-high wood veneer top A	+\$210
D1	6 1/2"-high full dome, side-to-side	+\$210
D2	6 1/2"-high full dome, front-to-back	+\$210
H1	6 1/2"-high half dome, sloping left	+\$210
H2	6 1/2"-high half dome, sloping right	+\$210
H3	6 1/2"-high half dome, sloping front	+\$210
H4	6 1/2"-high half dome, sloping back	+\$210
TV1	1 1/8"-high wood veneer top and wood composite edge with oversail front A	+\$315

Step 10.		
Veneer Top Finish: Wood Veneer		
<i>For painted metal front (P) with 1 1/8"-high wood veneer top and wood composite edge with oversail front (TV1)</i>		
40	dark brown walnut A	+\$24
ED	aged cherry A	+\$24
EK	medium red walnut A	+\$24
ET	clear on ash A	+\$24
EV	walnut on ash A	+\$24
UL	natural maple A	+\$24
UX	walnut on cherry A	+\$24

Veneer Top Finish: Wood Veneer		
<i>For painted metal front (P) with 1 1/4"-high wood veneer top (TF)</i>		
2U	light brown walnut A	+\$24
40	dark brown walnut A	+\$24
ED	aged cherry A	+\$24
EK	medium red walnut A	+\$24
ET	clear on ash A	+\$24
EV	walnut on ash A	+\$24
UL	natural maple A	+\$24
UX	walnut on cherry A	+\$24

Veneer Front Finish: Wood Veneer		
<i>For veneer front (V) with 1"-high squared-edge top (T1), 1 1/4"-high squared-edge top (T2), 6 1/2"-high full dome, side-to-side (D1), 6 1/2"-high full dome, front-to-back (D2), 6 1/2"-high half dome, sloping left (H1), 6 1/2"-high half dome, sloping right (H2), or 6 1/2"-high half dome, sloping front (H3), or 6 1/2"-high half dome, sloping back (H4)</i>		
2U	light brown walnut A	+\$106
40	dark brown walnut A	+\$106
ED	aged cherry A	+\$106
EK	medium red walnut A	+\$106
ET	clear on ash A	+\$106
EV	walnut on ash A	+\$106
UL	natural maple A	+\$106
UX	walnut on cherry A	+\$106

Veneer Front/Top Finish: Wood Veneer		
<i>For veneer front (V) with 1 1/8"-high wood veneer top and wood composite edge with oversail front (TV1)</i>		
40	dark brown walnut A	+\$106
ED	aged cherry A	+\$106
EK	medium red walnut A	+\$106
ET	clear on ash A	+\$106
EV	walnut on ash A	+\$106
UL	natural maple A	+\$106
UX	walnut on cherry A	+\$106

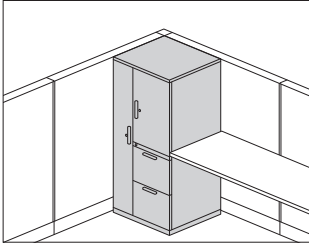
Veneer Front/Top Finish: Wood Veneer		
<i>For veneer front (V) with 1 1/4"-high wood veneer top (TF)</i>		
2U	light brown walnut A	+\$106
40	dark brown walnut A	+\$106
ED	aged cherry A	+\$106
EK	medium red walnut A	+\$106
ET	clear on ash A	+\$106
EV	walnut on ash A	+\$106
UL	natural maple A	+\$106
UX	walnut on cherry A	+\$106

Vertical Tower with Wardrobe and Side-Facing Bookcase, Bar Pull

continued

Step 11. Base Height		
B1	1"-high base	+\$0
B2	1½"-high base	+\$0
B3	2¼"-high base	+\$0
B4	3¼"-high base	+\$0
B5	4¼"-high base	+\$30
Step 12. Lock		
KA	keyed alike	-\$10
KC	keyed differently, chrome	+\$0
KD	keyed differently, black	+\$0

Vertical Tower with Wardrobe and Storage Case, Bar Pull



MTVKP1
MTVKP2
MTVKP3
MTVKP4
MTVKP5
MTVKP6
MTVKV1
MTVKV2
MTVKV3

MTVKV4
MTVKV5
MTVKV6

Product Information

Description

This freestanding storage tower has a wardrobe and modules for display materials, binders, filing materials, and personal items. It is available in 3 heights and has a wardrobe on 1 side and a storage case and drawers on the other side. Storage cases have 1 locking metal door or 1 nonlocking translucent door. The translucent door has a painted aluminum frame. Drawers, wardrobe, and storage case doors have bar pulls and painted metal or veneer fronts. The tower is available in smooth or textured steel with a metal or veneer top. 5 base heights are available; all bases include adjustable glides.

The 24"-wide tower has a 9"-wide wardrobe; the 30"-wide tower has a 15"-wide wardrobe. Both wardrobes include a side-to-side coat rod and lock. Letter-width file drawers include a file compressor; box drawers include an adjustable metal divider.

The 23½"-high storage case includes 1 adjustable shelf to create openings for 1 row of binders and 1 row of display material. The 26¼"- and 27⅝"-high storage cases include 1 adjustable shelf to create openings for 2 rows of binders or display materials. The 35¼"-high storage case includes 2 adjustable shelves to create openings for 2 rows of binders and 1 row of display materials. The 39⅜"-high storage case includes 2 adjustable shelves to create openings for 3 rows of binders. Shelves adjust in 1¼" increments.

Notes

Front-facing filing module is the reference point when specifying location of wardrobe and orientation of full- or half-dome top.

2 box drawers may be specified in place of 1 file drawer in predetermined locations.

Dimensional illustrations do not include all possible configurations.

For veneer-front tower, fascia strip is also veneer.

Grain direction is vertical for veneer-front towers.

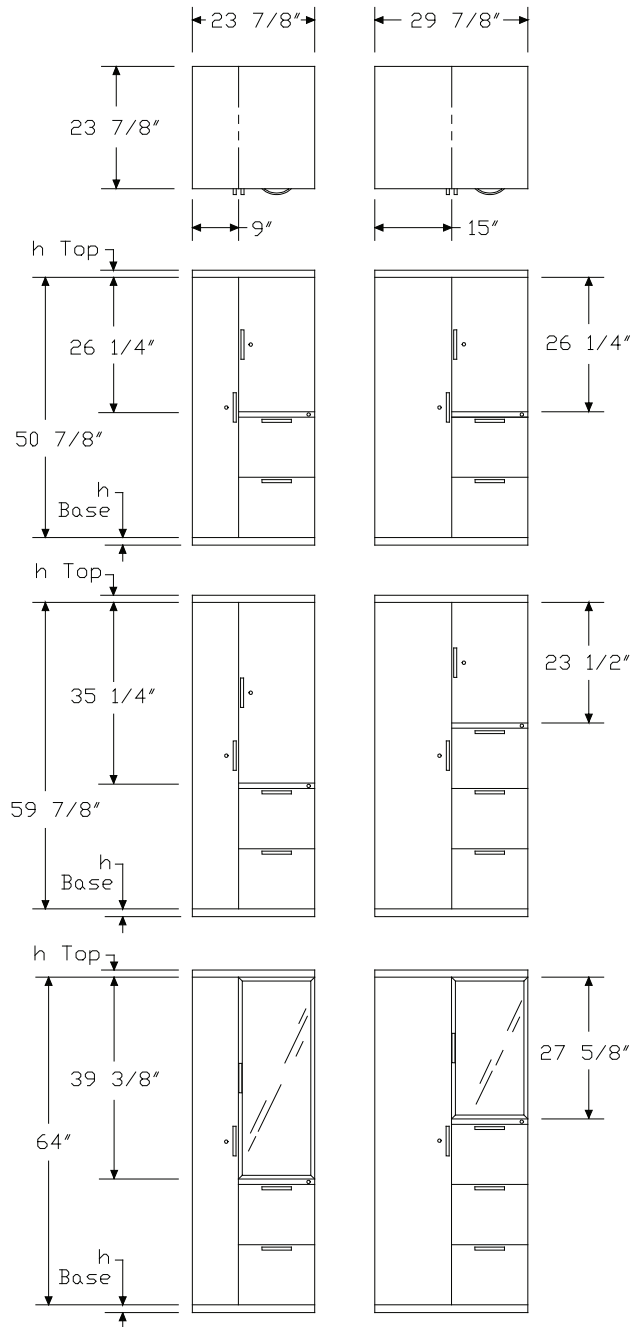
Order optional accessories separately:

- Adjustable shelf for storage case (MTAS.B)
- Drawer divider (73-1567-D)
- File drawer organizer (73-9874-FDO)
- Pencil tray (73-1516-PT)
- Stationery tray (73-7082-SST)

All locks in unit are factory installed and are keyed alike within the unit.

For specific numbering choices, specify KA and order lock plugs separately. See Keyed-Alike Information in Appendices.

Dimensions



Vertical Tower with Wardrobe and Storage Case, Bar Pull *continued*

Specification Information

Step 1.

MTVK

Step 2. Front Material

P painted metal front

V veneer front **A**

Step 3. Height/Wardrobe Location

1. 50⁷/₈" high, wardrobe left
2. 50⁷/₈" high, wardrobe right
3. 59⁷/₈" high, wardrobe left
4. 59⁷/₈" high, wardrobe right
5. 64" high, wardrobe left
6. 64" high, wardrobe right

Step 4. Width

24 24" wide

30 30" wide

Step 5. Drawer Configuration

For 50⁷/₈" high, wardrobe left (1.) or 50⁷/₈" high, wardrobe right (2.)

R file/file

S box/box/file

For 59⁷/₈" high, wardrobe left (3.), 59⁷/₈" high, wardrobe right (4.), 64" high, wardrobe left (5.), or 64" high, wardrobe right (6.)

R file/file

S box/box/file

T file/file/file

V box/box/file/file

Step 6. Storage Case Door

For painted metal front (P)

F painted metal door

C clear translucent door **A**

D frosted translucent door **A**

For veneer front (V)

F veneer door

C clear translucent door **A**

D frosted translucent door **A**

Step 7. Paint/Steel Type

S smooth paint on smooth steel

T smooth paint on textured steel

X textured paint on smooth steel

Prices for Steps 1-7.

		FS	FT	FX	FS	FT	FX
MTVKP1. 24 R	S	\$2455	2506	2455	2455	2506	2455
	S	\$2510	2561	2510	2510	2561	2510
30 R	S	\$2475	2526	2475	2475	2526	2475
	S	\$2530	2582	2530	2530	2582	2530

		CS	CT	CX	DS	DT	DX
MTVKP1. 24 R	S	\$2795	2846	2795	2795	2846	2795
	S	\$2849	2901	2849	2849	2901	2849
30 R	S	\$2813	2865	2813	2813	2865	2813
	S	\$2865	2916	2865	2865	2916	2865

		FS	FT	FX	FS	FT	FX
MTVKP2. 24 R	S	\$2455	2506	2455	2455	2506	2455
	S	\$2510	2561	2510	2510	2561	2510
30 R	S	\$2475	2526	2475	2475	2526	2475
	S	\$2530	2582	2530	2530	2582	2530

		CS	CT	CX	DS	DT	DX
MTVKP2. 24 R	S	\$2795	2846	2795	2795	2846	2795
	S	\$2849	2901	2849	2849	2901	2849
30 R	S	\$2813	2865	2813	2813	2865	2813
	S	\$2865	2916	2865	2865	2916	2865

		FS	FT	FX	FS	FT	FX
MTVKP3. 24 R	S	\$2480	2531	2480	2480	2531	2480
	S	\$2534	2586	2534	2534	2586	2534
30 R	S	\$2499	2551	2499	2499	2551	2499
	S	\$2555	2606	2555	2555	2606	2555
30 R	T	\$2650	2701	2650	2650	2701	2650
	V	\$2705	2757	2705	2705	2757	2705
30 R	T	\$2668	2720	2668	2668	2720	2668
	V	\$2721	2772	2721	2721	2772	2721

		CS	CT	CX	DS	DT	DX
MTVKP3. 24 R	S	\$2819	2870	2819	2819	2870	2819
	S	\$2873	2925	2873	2873	2925	2873
30 R	T	\$2987	3039	2987	2987	3039	2987
	V	\$3041	3093	3041	3041	3093	3041

Vertical Tower with Wardrobe and Storage Case, Bar Pull *continued*

	30 R	\$2838	2890	2838	2838	2890	2838
	S	\$2890	2941	2890	2890	2941	2890
	T	\$3005	3057	3005	3005	3057	3005
	V	\$3060	3111	3060	3060	3111	3060
		FS	FT	FX	FS	FT	FX
MTVKP4. 24 R		\$2480	2531	2480	2480	2531	2480
	S	\$2534	2586	2534	2534	2586	2534
	T	\$2650	2701	2650	2650	2701	2650
	V	\$2705	2757	2705	2705	2757	2705
	30 R	\$2499	2551	2499	2499	2551	2499
	S	\$2555	2606	2555	2555	2606	2555
	T	\$2668	2720	2668	2668	2720	2668
	V	\$2721	2772	2721	2721	2772	2721
		CS	CT	CX	DS	DT	DX
MTVKP4. 24 R		\$2819	2870	2819	2819	2870	2819
	S	\$2873	2925	2873	2873	2925	2873
	T	\$2987	3039	2987	2987	3039	2987
	V	\$3041	3093	3041	3041	3093	3041
	30 R	\$2838	2890	2838	2838	2890	2838
	S	\$2890	2941	2890	2890	2941	2890
	T	\$3005	3057	3005	3005	3057	3005
	V	\$3060	3111	3060	3060	3111	3060
		FS	FT	FX	FS	FT	FX
MTVKP5. 24 R		\$2540	2592	2540	2540	2592	2540
	S	\$2596	2648	2596	2596	2648	2596
	T	\$2711	2763	2711	2711	2763	2711
	V	\$2764	2815	2764	2764	2815	2764
	30 R	\$2560	2612	2560	2560	2612	2560
	S	\$2613	2664	2613	2613	2664	2613
	T	\$2731	2783	2731	2731	2783	2731
	V	\$2785	2836	2785	2785	2836	2785
		CS	CT	CX	DS	DT	DX
MTVKP5. 24 R		\$2879	2931	2879	2879	2931	2879
	S	\$2934	2985	2934	2934	2985	2934
	T	\$3047	3099	3047	3047	3099	3047
	V	\$3101	3152	3101	3101	3152	3101
	30 R	\$2896	2947	2896	2896	2947	2896
	S	\$2951	3006	2951	2951	3006	2951
	T	\$3067	3118	3067	3067	3118	3067
	V	\$3120	3172	3120	3120	3172	3120

		FS	FT	FX	FS	FT	FX
MTVKP6. 24 R		\$2540	2592	2540	2540	2592	2540
	S	\$2596	2648	2596	2596	2648	2596
	T	\$2711	2763	2711	2711	2763	2711
	V	\$2764	2815	2764	2764	2815	2764
	30 R	\$2560	2612	2560	2560	2612	2560
	S	\$2613	2664	2613	2613	2664	2613
	T	\$2731	2783	2731	2731	2783	2731
	V	\$2785	2836	2785	2785	2836	2785
		CS	CT	CX	DS	DT	DX
MTVKP6. 24 R		\$2879	2931	2879	2879	2931	2879
	S	\$2934	2985	2934	2934	2985	2934
	T	\$3047	3099	3047	3047	3099	3047
	V	\$3101	3152	3101	3101	3152	3101
	30 R	\$2896	2947	2896	2896	2947	2896
	S	\$2951	3006	2951	2951	3006	2951
	T	\$3067	3118	3067	3067	3118	3067
	V	\$3120	3172	3120	3120	3172	3120
		FS	FT	FX	FS	FT	FX
MTVKV1. 24 R		\$4252	4304	4252	4252	4304	4252
	S	\$4362	4413	4362	4362	4413	4362
	30 R	\$4371	4422	4371	4371	4422	4371
	S	\$4480	4531	4480	4480	4531	4480
		CS	CT	CX	DS	DT	DX
MTVKV1. 24 R		\$4465	4516	4465	4465	4516	4465
	S	\$4573	4624	4573	4573	4624	4573
	30 R	\$4585	4637	4585	4585	4637	4585
	S	\$4695	4747	4695	4695	4747	4695
		FS	FT	FX	FS	FT	FX
MTVKV2. 24 R		\$4252	4304	4252	4252	4304	4252
	S	\$4362	4413	4362	4362	4413	4362
	30 R	\$4371	4422	4371	4371	4422	4371
	S	\$4480	4531	4480	4480	4531	4480
		CS	CT	CX	DS	DT	DX
MTVKV2. 24 R		\$4465	4516	4465	4465	4516	4465
	S	\$4573	4624	4573	4573	4624	4573
	30 R	\$4585	4637	4585	4585	4637	4585
	S	\$4695	4747	4695	4695	4747	4695

Vertical Tower with Wardrobe and Storage Case, Bar Pull *continued*

	FS	FT	FX	FS	FT	FX
MTVKV3. 24 R	\$4512	4553	4512	4512	4553	4512
S	\$4620	4672	4620	4620	4672	4620
T	\$4885	4936	4885	4885	4936	4885
V	\$4992	5043	4992	4992	5043	4992
30 R	\$4632	4684	4632	4632	4684	4632
S	\$4741	4792	4741	4741	4792	4741
T	\$5007	5059	5007	5007	5059	5007
V	\$5114	5166	5114	5114	5166	5114
	CS	CT	CX	DS	DT	DX
MTVKV3. 24 R	\$4726	4778	4726	4726	4778	4726
S	\$4833	4885	4833	4833	4885	4833
T	\$5097	5148	5097	5097	5148	5097
V	\$5204	5256	5204	5204	5256	5204
30 R	\$4845	4896	4845	4845	4896	4845
S	\$4954	5005	4954	4954	5005	4954
T	\$5216	5268	5216	5216	5268	5216
V	\$5325	5376	5325	5325	5376	5325
	FS	FT	FX	FS	FT	FX
MTVKV4. 24 R	\$4512	4553	4512	4512	4553	4512
S	\$4620	4672	4620	4620	4672	4620
T	\$4885	4936	4885	4885	4936	4885
V	\$4992	5043	4992	4992	5043	4992
30 R	\$4632	4684	4632	4632	4684	4632
S	\$4741	4792	4741	4741	4792	4741
T	\$5007	5059	5007	5007	5059	5007
V	\$5114	5166	5114	5114	5166	5114
	CS	CT	CX	DS	DT	DX
MTVKV4. 24 R	\$4726	4778	4726	4726	4778	4726
S	\$4833	4885	4833	4833	4885	4833
T	\$5097	5148	5097	5097	5148	5097
V	\$5204	5256	5204	5204	5256	5204
30 R	\$4845	4896	4845	4845	4896	4845
S	\$4954	5005	4954	4954	5005	4954
T	\$5216	5268	5216	5216	5268	5216
V	\$5325	5376	5325	5325	5376	5325
	FS	FT	FX	FS	FT	FX
MTVKV5. 24 R	\$4709	4760	4709	4709	4760	4709
S	\$4818	4869	4818	4818	4869	4818
T	\$5080	5132	5080	5080	5132	5080
V	\$5190	5241	5190	5190	5241	5190

30 R	\$4830	4882	4830	4830	4882	4830
S	\$4939	4991	4939	4939	4991	4939
T	\$5202	5253	5202	5202	5253	5202
V	\$5310	5362	5310	5310	5362	5310
	CS	CT	CX	DS	DT	DX
MTVKV5. 24 R	\$4921	4972	4921	4921	4972	4921
S	\$5032	5084	5032	5032	5084	5032
T	\$5293	5344	5293	5293	5344	5293
V	\$5399	5450	5399	5399	5450	5399
30 R	\$5042	5094	5042	5042	5094	5042
S	\$5149	5201	5149	5149	5201	5149
T	\$5413	5465	5413	5413	5465	5413
V	\$5521	5573	5521	5521	5573	5521
	FS	FT	FX	FS	FT	FX
MTVKV6. 24 R	\$4709	4760	4709	4709	4760	4709
S	\$4818	4869	4818	4818	4869	4818
T	\$5080	5132	5080	5080	5132	5080
V	\$5190	5241	5190	5190	5241	5190
30 R	\$4830	4882	4830	4830	4882	4830
S	\$4939	4991	4939	4939	4991	4939
T	\$5202	5253	5202	5202	5253	5202
V	\$5310	5362	5310	5310	5362	5310
	CS	CT	CX	DS	DT	DX
MTVKV6. 24 R	\$4921	4972	4921	4921	4972	4921
S	\$5032	5084	5032	5032	5084	5032
T	\$5293	5344	5293	5293	5344	5293
V	\$5399	5450	5399	5399	5450	5399
30 R	\$5042	5094	5042	5042	5094	5042
S	\$5149	5201	5149	5149	5201	5149
T	\$5413	5465	5413	5413	5465	5413
V	\$5521	5573	5521	5521	5573	5521

Vertical Tower with Wardrobe and Storage Case, Bar Pull *continued*

Step 8. Surface Finish		
Nonmetallic Paint		
<i>For smooth paint on smooth steel (S) or smooth paint on textured steel (T)</i>		
8Q	folkstone grey	+\$0
91	white	+\$0
98	studio white A	+\$0
9J	sparrow	+\$0
BU	black umber	+\$0
G2	graphite satin	+\$0
HF	inner tone light	+\$0
HT	inner tone	+\$0
LT	light tone	+\$0
LU	soft white	+\$0
MT	medium tone	+\$0
SG	slate grey	+\$0
WA	wheat	+\$0
WL	sandstone	+\$0
Metallic Paint		
<i>For smooth paint on smooth steel (S) or smooth paint on textured steel (T)</i>		
1209	platinum	+\$0
1210	hematite	+\$0
1212	bronzite	+\$0
CN	metallic champagne	+\$0
EH	metallic bronze	+\$0
MS	metallic silver	+\$0
Sand Texture Paint		
<i>For textured paint on smooth steel (X)</i>		
98	studio white A	+\$0
Bright Sand Texture Paint		
<i>For textured paint on smooth steel (X)</i>		
91	white	+\$0
CL	cool grey neutral	+\$0
G1	graphite	+\$0
WN	warm grey neutral	+\$0

Step 9. Pull Finish		
79	green apple A	+\$10
8Q	folkstone grey	+\$0
91	white	+\$0
CN	metallic champagne A	+\$0
G1	graphite A	+\$0
MY3	yellow oxide A	+\$10
RO	red A	+\$10
TRQ	turquoise A	+\$10
WL	sandstone A	+\$0
MS	metallic silver	+\$0

Step 10. Top		
T1	1"-high squared-edge top	+\$0
T2	1 1/4"-high squared-edge top	+\$0
TF	1 1/4"-high wood veneer top A	+\$210
D1	6 1/2"-high full dome, side-to-side	+\$210
D2	6 1/2"-high full dome, front-to-back	+\$210
H1	6 1/2"-high half dome, sloping left	+\$210
H2	6 1/2"-high half dome, sloping right	+\$210
H3	6 1/2"-high half dome, sloping front	+\$210
H4	6 1/2"-high half dome, sloping back	+\$210
TV1	1 1/8"-high wood veneer top and wood composite edge with oversail front A	+\$315

Step 11.		
Veneer Top Finish: Wood Veneer		
<i>For painted metal front (P) with 1 1/8"-high wood veneer top and wood composite edge with oversail front (TV1)</i>		
40	dark brown walnut A	+\$24
ED	aged cherry A	+\$24
EK	medium red walnut A	+\$24
ET	clear on ash A	+\$24
EV	walnut on ash A	+\$24
UL	natural maple A	+\$24
UX	walnut on cherry A	+\$24

Vertical Tower with Wardrobe and Storage Case, Bar Pull *continued*

Veneer Top Finish: Wood Veneer

For painted metal front (P) with 1 1/4"-high wood veneer top (TF)

2U	light brown walnut <input type="checkbox"/>	+\$24
40	dark brown walnut <input type="checkbox"/>	+\$24
ED	aged cherry <input type="checkbox"/>	+\$24
EK	medium red walnut <input type="checkbox"/>	+\$24
ET	clear on ash <input type="checkbox"/>	+\$24
EV	walnut on ash <input type="checkbox"/>	+\$24
UL	natural maple <input type="checkbox"/>	+\$24
UX	walnut on cherry <input type="checkbox"/>	+\$24

Veneer Front Finish: Wood Veneer

For veneer front (V) with 1"-high squared-edge top (T1), 1 1/4"-high squared-edge top (T2), 6 1/2"-high full dome, side-to-side (D1), 6 1/2"-high full dome, front-to-back (D2), 6 1/2"-high half dome, sloping left (H1), 6 1/2"-high half dome, sloping right (H2), or 6 1/2"-high half dome, sloping front (H3), or 6 1/2"-high half dome, sloping back (H4)

2U	light brown walnut <input type="checkbox"/>	+\$106
40	dark brown walnut <input type="checkbox"/>	+\$106
ED	aged cherry <input type="checkbox"/>	+\$106
EK	medium red walnut <input type="checkbox"/>	+\$106
ET	clear on ash <input type="checkbox"/>	+\$106
EV	walnut on ash <input type="checkbox"/>	+\$106
UL	natural maple <input type="checkbox"/>	+\$106
UX	walnut on cherry <input type="checkbox"/>	+\$106

Veneer Front/Top Finish: Wood Veneer

For veneer front (V) with 1 1/8"-high wood veneer top and wood composite edge with oversail front (TV1)

40	dark brown walnut <input type="checkbox"/>	+\$106
ED	aged cherry <input type="checkbox"/>	+\$106
EK	medium red walnut <input type="checkbox"/>	+\$106
ET	clear on ash <input type="checkbox"/>	+\$106
EV	walnut on ash <input type="checkbox"/>	+\$106
UL	natural maple <input type="checkbox"/>	+\$106
UX	walnut on cherry <input type="checkbox"/>	+\$106

Veneer Front/Top Finish: Wood Veneer

For veneer front (V) with 1 1/4"-high wood veneer top (TF)

2U	light brown walnut <input type="checkbox"/>	+\$106
40	dark brown walnut <input type="checkbox"/>	+\$106
ED	aged cherry <input type="checkbox"/>	+\$106
EK	medium red walnut <input type="checkbox"/>	+\$106
ET	clear on ash <input type="checkbox"/>	+\$106
EV	walnut on ash <input type="checkbox"/>	+\$106
UL	natural maple <input type="checkbox"/>	+\$106
UX	walnut on cherry <input type="checkbox"/>	+\$106

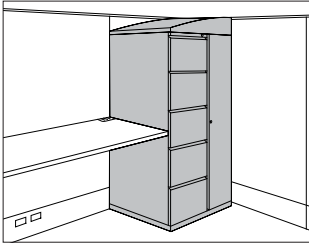
Step 12. Base Height

B1	1"-high base	+\$0
B2	1 1/2"-high base	+\$0
B3	2 1/4"-high base	+\$0
B4	3 1/4"-high base	+\$0
B5	4 1/4"-high base	+\$30

Step 13. Lock

KA	keyed alike	-\$10
KC	keyed differently, chrome	+\$0
KD	keyed differently, black	+\$0

Vertical Tower with Wardrobe, Bevel Pull



MTN14.
MTN24.
MTN34.
MTN44.
MTN54.
MTN64.
MTN74.
MTN84.

Product Information

Description

This 24"-wide freestanding storage tower is available in 4 heights and has a wardrobe on 1 side and drawers on the other side. It is available in smooth or textured steel with a metal or veneer top and bevel pulls. 5 base heights are available; all bases include adjustable glides. A counterweight is included in the 24⁵/₈" towers.

The towers have a 9"-wide wardrobe/briefcase storage area and a lock. Letter-width file drawers include a file compressor; box drawers include an adjustable metal divider. 1 lock controls all drawers. The 24"-high tower has a wardrobe area for storage of personal items or a briefcase; the 36"-high tower has a coat hook for shorter-length coats or sweaters; the 48"- and 59"-high towers have a side-to-side coat rod for coats and jackets. All wardrobes include a lock.

Notes

Front-facing filing module is the reference point when specifying location of wardrobe and orientation of full- or half-dome top.

2 box drawers may be specified in place of 1 file drawer in predetermined locations.

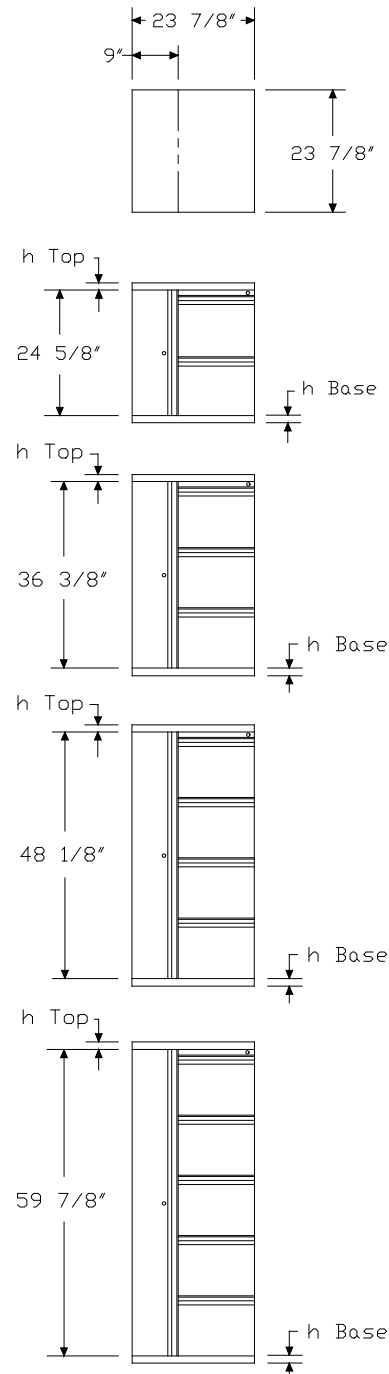
Dimensional illustrations do not include all possible configurations.

Order optional accessories separately:

- Drawer divider (73-1567-D)
- File drawer organizer (73-9874-FDO)
- Pencil tray (73-1516-PT)
- Stationery tray (73-7082-SST)

All locks in unit are factory installed and are keyed alike within unit. For specific numbering choices, specify KA and order lock plugs separately. See Keyed-Alike Information in Appendices.

Dimensions



Vertical Tower with Wardrobe, Bevel Pull *continued*

Specification Information			
Step 1.			
MTN			
Step 2. Height/Wardrobe Location			
14.24	24 ⁵ / ₈ " high, wardrobe left		
24.24	24 ⁵ / ₈ " high, wardrobe right		
34.24	36 ³ / ₈ " high, wardrobe left		
44.24	36 ³ / ₈ " high, wardrobe right		
54.24	48 ¹ / ₈ " high, wardrobe left		
64.24	48 ¹ / ₈ " high, wardrobe right		
74.24	59 ⁷ / ₈ " high, wardrobe left		
84.24	59 ⁷ / ₈ " high, wardrobe right		
Step 3. Drawer Configuration/Lock Option			
For 24 ⁵ / ₈ " high, wardrobe left (14.24) or 24 ⁵ / ₈ " high, wardrobe right (24.24)			
R	file/file, 1 lock		
S	box/box/file, 1 lock		
For 36 ³ / ₈ " high, wardrobe left (34.24) or 36 ³ / ₈ " high, wardrobe right (44.24)			
T	file/file/file, 1 lock		
V	box/box/file/file, 1 lock		
For 48 ¹ / ₈ " high, wardrobe left (54.24) or 48 ¹ / ₈ " high, wardrobe right (64.24)			
W	file/file/file/file, 1 lock		
X	file/box/box/file/file, 1 lock		
For 59 ⁷ / ₈ " high, wardrobe left (74.24) or 59 ⁷ / ₈ " high, wardrobe right (84.24)			
Y	file/file/file/file/file, 1 lock		
Z	file/file/box/box/file/file, 1 lock		
Step 4. Paint/Steel Type			
S	smooth paint on smooth steel		
T	smooth paint on textured steel		
X	textured paint on smooth steel		
Prices for Steps 1-4.			
	S	T	X
MTN14.24 R	\$1346	1397	1346
S	\$1399	1451	1399

MTN24.24 R	\$1346	1397	1346
S	\$1399	1451	1399
MTN34.24 T	\$1711	1763	1711
V	\$1765	1816	1765
MTN44.24 T	\$1711	1763	1711
V	\$1765	1816	1765
MTN54.24 W	\$2443	2494	2443
X	\$2496	2548	2496
MTN64.24 W	\$2443	2494	2443
X	\$2496	2548	2496
MTN74.24 Y	\$2809	2861	2809
Z	\$2863	2914	2863
MTN84.24 Y	\$2809	2861	2809
Z	\$2863	2914	2863
Step 5. Surface Finish			
Nonmetallic Paint			
<i>For smooth paint on smooth steel (S) or smooth paint on textured steel (T)</i>			
8Q	folkstone grey		+\$0
91	white		+\$0
98	studio white A		+\$0
9J	sparrow		+\$0
BU	black umber		+\$0
G2	graphite satin		+\$0
HF	inner tone light		+\$0
HT	inner tone		+\$0
LT	light tone		+\$0
LU	soft white		+\$0
MT	medium tone		+\$0
SG	slate grey		+\$0
WA	wheat		+\$0
WL	sandstone		+\$0

Vertical Tower with Wardrobe, Bevel Pull *continued*

Metallic Paint		
<i>For smooth paint on smooth steel (S) or smooth paint on textured steel (T)</i>		
1209	platinum	+\$0
1210	hematite	+\$0
1212	bronzite	+\$0
CN	metallic champagne	+\$0
EH	metallic bronze	+\$0
MS	metallic silver	+\$0

Sand Texture Paint		
<i>For textured paint on smooth steel (X)</i>		
98	studio white A	+\$0

Bright Sand Texture Paint		
<i>For textured paint on smooth steel (X)</i>		
91	white	+\$0
CL	cool grey neutral	+\$0
G1	graphite	+\$0
WN	warm grey neutral	+\$0

Step 6. Top		
T1	1"-high squared-edge top	+\$0
T2	1¼"-high squared-edge top	+\$0
TF	1¼"-high wood veneer top A	+\$210
D1	6½"-high full dome, side-to-side	+\$210
D2	6½"-high full dome, front-to-back	+\$210
H1	6½"-high half dome, sloping left	+\$210
H2	6½"-high half dome, sloping right	+\$210
H3	6½"-high half dome, sloping front	+\$210
H4	6½"-high half dome, sloping back	+\$210
TV1	1⅛"-high wood veneer top and wood composite edge with oversail front A	+\$315

Step 7. Veneer Top Finish

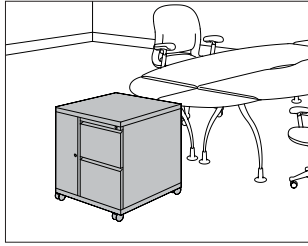
Wood Veneer		
<i>For 1⅛"-high wood veneer top and wood composite edge with oversail front (TV1)</i>		
40	dark brown walnut A	+\$24
ED	aged cherry A	+\$24
EK	medium red walnut A	+\$24
ET	clear on ash A	+\$24
EU	oak on ash A	+\$24
EV	walnut on ash A	+\$24
UL	natural maple A	+\$24
UX	walnut on cherry A	+\$24

Wood Veneer		
<i>For 1¼"-high wood veneer top (TF)</i>		
2U	light brown walnut A	+\$24
40	dark brown walnut A	+\$24
ED	aged cherry A	+\$24
EK	medium red walnut A	+\$24
ET	clear on ash A	+\$24
EU	oak on ash A	+\$24
EV	walnut on ash A	+\$24
UL	natural maple A	+\$24
UX	walnut on cherry A	+\$24

Step 8. Base Height		
B1	1"-high base	+\$0
B2	1½"-high base	+\$0
B3	2¼"-high base	+\$0
B4	3¼"-high base	+\$0
B5	4¼"-high base	+\$30

Step 9. Lock		
<i>For file/file, 1 lock (R), file/file/file, 1 lock (T), file/file/file/file, 1 lock (W), file/file/file/file/file, 1 lock (Y), box/box/file, 1 lock (S), box/box/file/file, 1 lock (V), file/box/box/file/file, 1 lock (X), or file/file/box/box/file/file, 1 lock (Z)</i>		
KA	keyed alike	-\$10
KC	keyed differently, chrome	+\$0
KD	keyed differently, black	+\$0

Mobile Vertical Tower with Wardrobe, Bevel Pull



MTC14.
MTC24.
MTC34.
MTC44.
MTC54.
MTC64.

Product Information

Description

This 24"-wide mobile storage tower is available in 3 heights and has a wardrobe on 1 side and drawers on the other side. It is available in smooth or textured steel with a metal or veneer top and bevel pulls. The 5½"-high caster base includes a 1½"-high metal frame with 4 4"-diameter casters; 2 casters include a brake. A counterweight is included in all towers.

The towers have a 9"-wide wardrobe/briefcase storage area and a lock. Letter-width file drawers include a file compressor; box drawers include an adjustable metal divider. 1 lock controls all drawers. The 24"-high tower has a wardrobe area for storage of personal items or a briefcase; the 36"-high tower has a coat hook for shorter-length coats or sweaters; the 48"-high tower has a side-to-side coat rod for coats and jackets. All wardrobes include a lock.

Notes

Front-facing filing module is the reference point when specifying location of wardrobe and orientation of full- or half-dome top.

Casters must be field installed.

2 box drawers may be specified in place of 1 file drawer in predetermined locations.

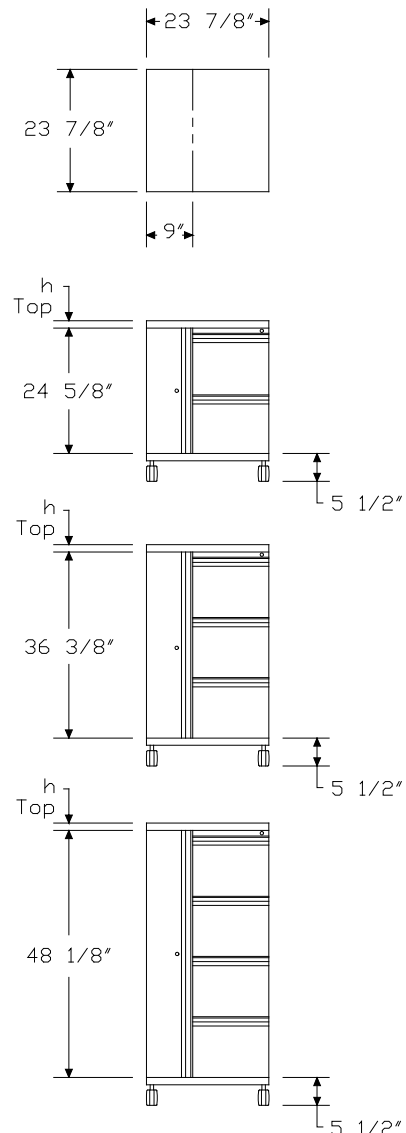
Dimensional illustrations do not include all possible configurations.

Order optional accessories separately:

- Drawer divider (73-1567-D)
- File drawer organizer (73-9874-FDO)
- Pencil tray (73-1516-PT)
- Stationery tray (73-7082-SST)

All locks in unit are factory installed and are keyed alike within unit. For specific numbering choices, specify KA and order lock plugs separately. See Keyed-Alike Information in Appendices.

Dimensions



Mobile Vertical Tower with Wardrobe, Bevel Pull *continued*

Specification Information				
Step 1.				
MTC				
Step 2. Height/Wardrobe Location				
14.24	24 ⁵ / ₈ " high, wardrobe left			
24.24	24 ⁵ / ₈ " high, wardrobe right			
34.24	36 ³ / ₈ " high, wardrobe left			
44.24	36 ³ / ₈ " high, wardrobe right			
54.24	48 ¹ / ₈ " high, wardrobe left			
64.24	48 ¹ / ₈ " high, wardrobe right			
Step 3. Drawer Configuration/Lock Option				
For 24 ⁵ / ₈ " high, wardrobe left (14.24) or 24 ⁵ / ₈ " high, wardrobe right (24.24)				
R	file/file, 1 lock			
S	box/box/file, 1 lock			
For 36 ³ / ₈ " high, wardrobe left (34.24) or 36 ³ / ₈ " high, wardrobe right (44.24)				
T	file/file/file, 1 lock			
V	box/box/file/file, 1 lock			
For 48 ¹ / ₈ " high, wardrobe left (54.24) or 48 ¹ / ₈ " high, wardrobe right (64.24)				
W	file/file/file/file, 1 lock			
X	file/box/box/file/file, 1 lock			
Step 4. Paint/Steel Type				
S	smooth paint on smooth steel			
T	smooth paint on textured steel			
X	textured paint on smooth steel			
Prices for Steps 1-4.				
		S	T	X
MTC14.24	R	\$1549	1600	1549
	S	\$1601	1653	1601
MTC24.24	R	\$1549	1600	1549
	S	\$1601	1653	1601
MTC34.24	T	\$1916	1968	1916
	V	\$1969	1969	1969
MTC44.24	T	\$1916	1968	1916
	V	\$1969	1969	1969

MTC54.24	W	\$2647	2647	2647
	X	\$2701	2701	2701
MTC64.24	W	\$2647	2647	2647
	X	\$2701	2701	2701

Step 5. Surface Finish

Nonmetallic Paint

For smooth paint on smooth steel (S) or smooth paint on textured steel (T)

8Q	folkstone grey	+\$0
91	white	+\$0
98	studio white A	+\$0
9J	sparrow	+\$0
BU	black umber	+\$0
G2	graphite satin	+\$0
HF	inner tone light	+\$0
HT	inner tone	+\$0
LT	light tone	+\$0
LU	soft white	+\$0
MT	medium tone	+\$0
SG	slate grey	+\$0
WA	wheat	+\$0
WL	sandstone	+\$0

Metallic Paint

For smooth paint on smooth steel (S) or smooth paint on textured steel (T)

1209	platinum	+\$0
1210	hematite	+\$0
1212	bronzite	+\$0
CN	metallic champagne	+\$0
EH	metallic bronze	+\$0
MS	metallic silver	+\$0

Sand Texture Paint

For textured paint on smooth steel (X)

98	studio white A	+\$0
-----------	-----------------------	------

Bright Sand Texture Paint

For textured paint on smooth steel (X)

91	white	+\$0
CL	cool grey neutral	+\$0
G1	graphite	+\$0
WN	warm grey neutral	+\$0

Mobile Vertical Tower with Wardrobe, Bevel Pull *continued*

Step 6. Top

T1	1"-high squared-edge top	+\$0
T2	1 $\frac{1}{4}$ "-high squared-edge top	+\$0
TF	1 $\frac{1}{4}$ "-high wood veneer top A	+\$210
D1	6 $\frac{1}{2}$ "-high full dome, side-to-side	+\$210
D2	6 $\frac{1}{2}$ "-high full dome, front-to-back	+\$210
H1	6 $\frac{1}{2}$ "-high half dome, sloping left	+\$210
H2	6 $\frac{1}{2}$ "-high half dome, sloping right	+\$210
H3	6 $\frac{1}{2}$ "-high half dome, sloping front	+\$210
H4	6 $\frac{1}{2}$ "-high half dome, sloping back	+\$210
TV1	1 $\frac{1}{8}$ "-high wood veneer top and wood composite edge with oversail front A	+\$315

Step 7. Veneer Top Finish

Wood Veneer

For 1 $\frac{1}{8}$ "-high wood veneer top and wood composite edge with oversail front (TV1)

40	dark brown walnut A	+\$24
ED	aged cherry A	+\$24
EK	medium red walnut A	+\$24
ET	clear on ash A	+\$24
EU	oak on ash A	+\$24
EV	walnut on ash A	+\$24
UL	natural maple A	+\$24
UX	walnut on cherry A	+\$24

Wood Veneer

For 1 $\frac{1}{4}$ "-high wood veneer top (TF)

2U	light brown walnut A	+\$24
40	dark brown walnut A	+\$24
ED	aged cherry A	+\$24
EK	medium red walnut A	+\$24
ET	clear on ash A	+\$24
EU	oak on ash A	+\$24
EV	walnut on ash A	+\$24
UL	natural maple A	+\$24
UX	walnut on cherry A	+\$24

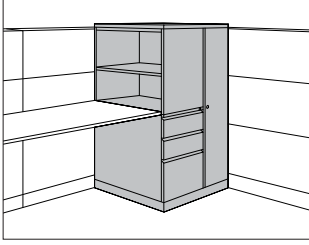
Step 8. Lock

For file/file, 1 lock (R), file/file/file, 1 lock (T), file/file/file/file, 1 lock (W), box/box/file, 1 lock (S), box/box/file/file, 1 lock (V), or file/box/box/file/file, 1 lock (X)

KA	keyed alike	-\$10
KC	keyed differently, chrome	+\$0
KD	keyed differently, black	+\$0

Vertical Tower with Wardrobe and Side-Facing Bookcase, Bevel Pull

MTB14.
MTB24.
MTB34.
MTB44.
MTB54.
MTB64.



Product Information

Description

This freestanding storage tower has a wardrobe and modules for display materials, binders, filing materials, and personal items. It is available in 3 heights and has a wardrobe on 1 side and a side-facing bookcase and drawers on the other side. The tower is available in smooth or textured steel. The tower has a metal or veneer top and bevel pulls. 5 base heights are available; all bases include adjustable glides.

The 24"-wide tower has a 9"-wide wardrobe; the 30"-wide tower has a 15"-wide wardrobe. Both wardrobes include a side-to-side coat rod and lock. Letter-width file drawers include a file compressor; box drawers include an adjustable metal divider. 1 lock controls all drawers.

The 23½"-high bookcase includes 1 adjustable shelf to create openings for 1 row of binders and 1 row of display material. The 26¼"- and 27⅝"-high bookcases include 1 adjustable shelf to create openings for 2 rows of binders or display materials. The 35¼"-high bookcase includes 2 adjustable shelves to create openings for 2 rows of binders and 1 row of display materials. The 39⅜"-high bookcase includes 2 adjustable shelves to create openings for 3 rows of binders. Shelves adjust in 1¼" increments.

Notes

Front-facing filing module is the reference point when specifying location of wardrobe and orientation of full- or half-dome top.

When specifying tower with 2 file drawers (R) and aligning bookcase with standard 29"-high work surface, specify 3¼"-high base (B4).

2 box drawers may be specified in place of 1 file drawer in predetermined locations.

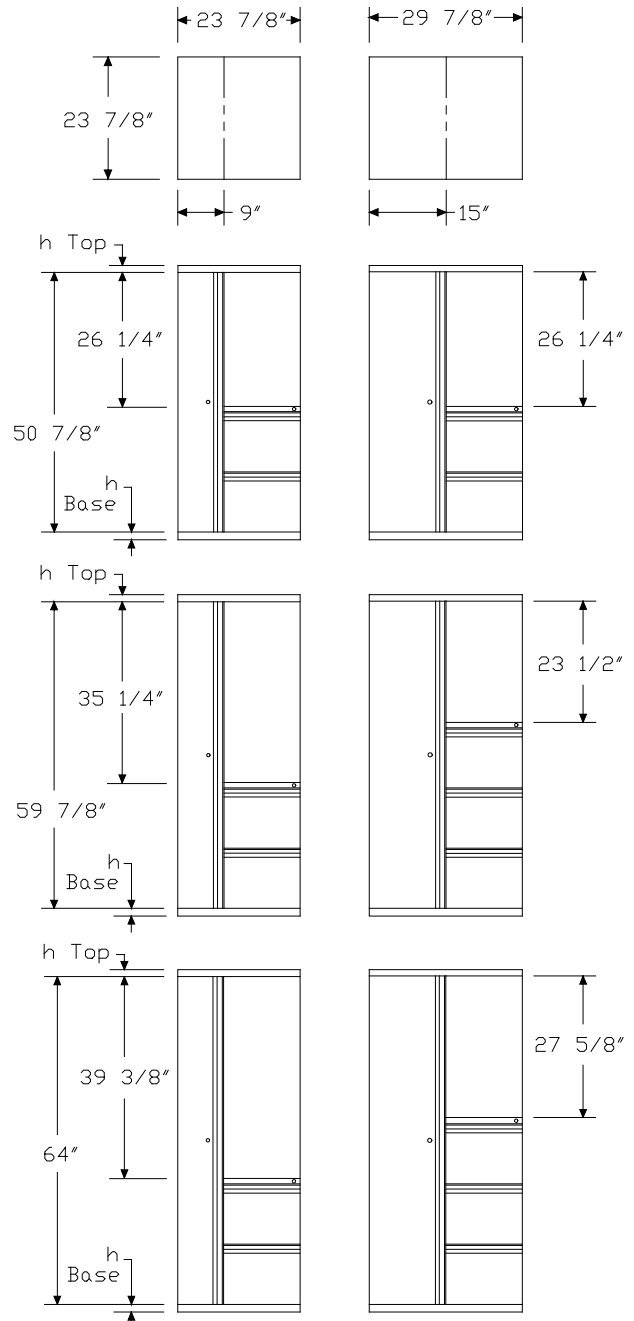
Dimensional illustrations do not include all possible configurations.

Order optional accessories separately:

- Adjustable shelf for side-facing bookcase (MTAS.A)
- Drawer divider (73-1567-D)
- File drawer organizer (73-9874-FDO)
- Pencil tray (73-1516-PT)
- Stationery tray (73-7082-SST)

All locks in unit are factory installed and are keyed alike within unit. For specific numbering choices, specify KA and order lock plugs separately. See Keyed-Alike Information in Appendices.

Dimensions



Vertical Tower with Wardrobe and Side-Facing Bookcase, Bevel Pull

continued

Specification Information			
Step 1.			
MTB			
Step 2. Height/Wardrobe Location			
14.	50 ⁷ / ₈ " high, wardrobe left		
24.	50 ⁷ / ₈ " high, wardrobe right		
34.	59 ⁷ / ₈ " high, wardrobe left		
44.	59 ⁷ / ₈ " high, wardrobe right		
54.	64" high, wardrobe left		
64.	64" high, wardrobe right		
Step 3. Width			
24	24" wide		
30	30" wide		
Step 4. Drawer Configuration			
For 50 ⁷ / ₈ " high, wardrobe left (14.) or 50 ⁷ / ₈ " high, wardrobe right (24.)			
RF	file/file		
SF	box/box/file		
For 59 ⁷ / ₈ " high, wardrobe left (34.), 59 ⁷ / ₈ " high, wardrobe right (44.), 64" high, wardrobe left (54.), or 64" high, wardrobe right (64.)			
RF	file/file		
SF	box/box/file		
TF	file/file/file		
VF	box/box/file/file		
Step 5. Paint/Steel Type			
S	smooth paint on smooth steel		
T	smooth paint on textured steel		
X	textured paint on smooth steel		
Prices for Steps 1-5.			
	S	T	X
MTB14.24 RF	\$2181	2233	2181
SF	\$2236	2287	2236
30 RF	\$2203	2254	2203
SF	\$2255	2307	2255
	S	T	X
MTB24.24 RF	\$2181	2233	2181
SF	\$2236	2287	2236
30 RF	\$2203	2254	2203
SF	\$2255	2307	2255

	S	T	X
MTB34.24 RF	\$2207	2258	2207
SF	\$2261	2313	2261
TF	\$2402	2454	2402
VF	\$2458	2510	2458
30 RF	\$2224	2276	2224
SF	\$2279	2330	2279
TF	\$2424	2476	2424
VF	\$2476	2527	2476
	S	T	X
MTB44.24 RF	\$2207	2258	2207
SF	\$2261	2313	2261
TF	\$2402	2454	2402
VF	\$2458	2510	2458
30 RF	\$2224	2276	2224
SF	\$2279	2330	2279
TF	\$2424	2476	2424
VF	\$2476	2527	2476
	S	T	X
MTB54.24 RF	\$2268	2319	2268
SF	\$2320	2372	2320
TF	\$2464	2516	2464
VF	\$2519	2570	2519
30 RF	\$2286	2338	2286
SF	\$2341	2392	2341
TF	\$2486	2537	2486
VF	\$2538	2590	2538
	S	T	X
MTB64.24 RF	\$2268	2319	2268
SF	\$2320	2372	2320
TF	\$2464	2516	2464
VF	\$2519	2570	2519
30 RF	\$2286	2338	2286
SF	\$2341	2392	2341
TF	\$2486	2537	2486
VF	\$2538	2590	2538

Vertical Tower with Wardrobe and Side-Facing Bookcase, Bevel Pull

continued

Step 6. Surface Finish

Nonmetallic Paint

For smooth paint on smooth steel (S) or smooth paint on textured steel (T)

8Q	folkstone grey	+\$0
91	white	+\$0
98	studio white A	+\$0
9J	sparrow	+\$0
BU	black umber	+\$0
G2	graphite satin	+\$0
HF	inner tone light	+\$0
HT	inner tone	+\$0
LT	light tone	+\$0
LU	soft white	+\$0
MT	medium tone	+\$0
SG	slate grey	+\$0
WA	wheat	+\$0
WL	sandstone	+\$0

Metallic Paint

For smooth paint on smooth steel (S) or smooth paint on textured steel (T)

1209	platinum	+\$0
1210	hematite	+\$0
1212	bronzite	+\$0
CN	metallic champagne	+\$0
EH	metallic bronze	+\$0
MS	metallic silver	+\$0

Sand Texture Paint

For textured paint on smooth steel (X)

98	studio white A	+\$0
-----------	--------------------------------	------

Bright Sand Texture Paint

For textured paint on smooth steel (X)

91	white	+\$0
CL	cool grey neutral	+\$0
G1	graphite	+\$0
WN	warm grey neutral	+\$0

Step 7. Top

		24	30
T1	1"-high squared-edge top	+\$0	0
T2	1 1/4"-high squared-edge top	+\$0	0
TF	1 1/4"-high wood veneer top A	+\$210	231
D1	6 1/2"-high full dome, side-to-side	+\$210	231
D2	6 1/2"-high full dome, front-to-back	+\$210	231
H1	6 1/2"-high half dome, sloping left	+\$210	231
H2	6 1/2"-high half dome, sloping right	+\$210	231
H3	6 1/2"-high half dome, sloping front	+\$210	231
H4	6 1/2"-high half dome, sloping back	+\$210	231
TV1	1 1/8"-high wood veneer top and wood composite edge with oversail front A	+\$315	315

Step 8. Veneer Top Finish

Wood Veneer

For 1 1/8"-high wood veneer top and wood composite edge with oversail front (TV1)

40	dark brown walnut A	+\$24
ED	aged cherry A	+\$24
EK	medium red walnut A	+\$24
ET	clear on ash A	+\$24
EU	oak on ash A	+\$24
EV	walnut on ash A	+\$24
UL	natural maple A	+\$24
UX	walnut on cherry A	+\$24

Wood Veneer

For 1 1/4"-high wood veneer top (TF)

2U	light brown walnut A	+\$24
40	dark brown walnut A	+\$24
ED	aged cherry A	+\$24
EK	medium red walnut A	+\$24
ET	clear on ash A	+\$24
EU	oak on ash A	+\$24
EV	walnut on ash A	+\$24
UL	natural maple A	+\$24
UX	walnut on cherry A	+\$24

Step 9. Base Height

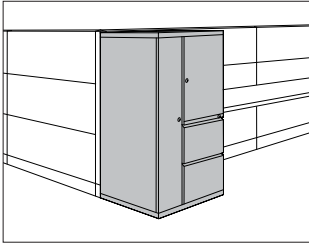
B1	1"-high base	+\$0
B2	1 1/2"-high base	+\$0
B3	2 1/4"-high base	+\$0
B4	3 1/4"-high base	+\$0
B5	4 1/4"-high base	+\$30

Vertical Tower with Wardrobe and Side-Facing Bookcase, Bevel Pull

continued

Step 10. Lock		
KA	keyed alike	-\$10
KC	keyed differently, chrome	+\$0
KD	keyed differently, black	+\$0

Vertical Tower with Wardrobe and Storage Case, Bevel Pull



MTV14.
MTV24.
MTV34.
MTV44.
MTV54.
MTV64.

Product Information

Description

This freestanding storage tower has a wardrobe and modules for display materials, binders, filing materials, and personal items. It is available in 3 heights and has a wardrobe on 1 side and a storage case and drawers on the other side. Storage cases have 1 locking metal door or 1 nonlocking translucent door. The translucent door has a painted aluminum frame with a brushed aluminum (U1) sloped pull. Drawers, wardrobe, and metal storage case doors have bevel pulls. The tower is available in smooth or textured steel with a metal or veneer top. 5 base heights are available; all bases include adjustable glides.

The 24"-wide tower has a 9"-wide wardrobe; the 30"-wide tower has a 15"-wide wardrobe. Both wardrobes include a side-to-side coat rod and lock. Letter-width file drawers include a file compressor; box drawers include an adjustable metal divider. 1 lock controls all drawers.

The 23½"-high storage case includes 1 adjustable shelf to create openings for 1 row of binders and 1 row of display material. The 26¼"- and 27⅝"-high storage cases include 1 adjustable shelf to create openings for 2 rows of binders or display materials. The 35¼"-high storage case includes 2 adjustable shelves to create openings for 2 rows of binders and 1 row of display materials. The 39⅜"-high storage case includes 2 adjustable shelves to create openings for 3 rows of binders. Shelves adjust in 1¼" increments.

Notes

Front-facing filing module is the reference point when specifying location of wardrobe and orientation of full- or half-dome top.

2 box drawers may be specified in place of 1 file drawer in predetermined locations.

Dimensional illustrations do not include all possible configurations.

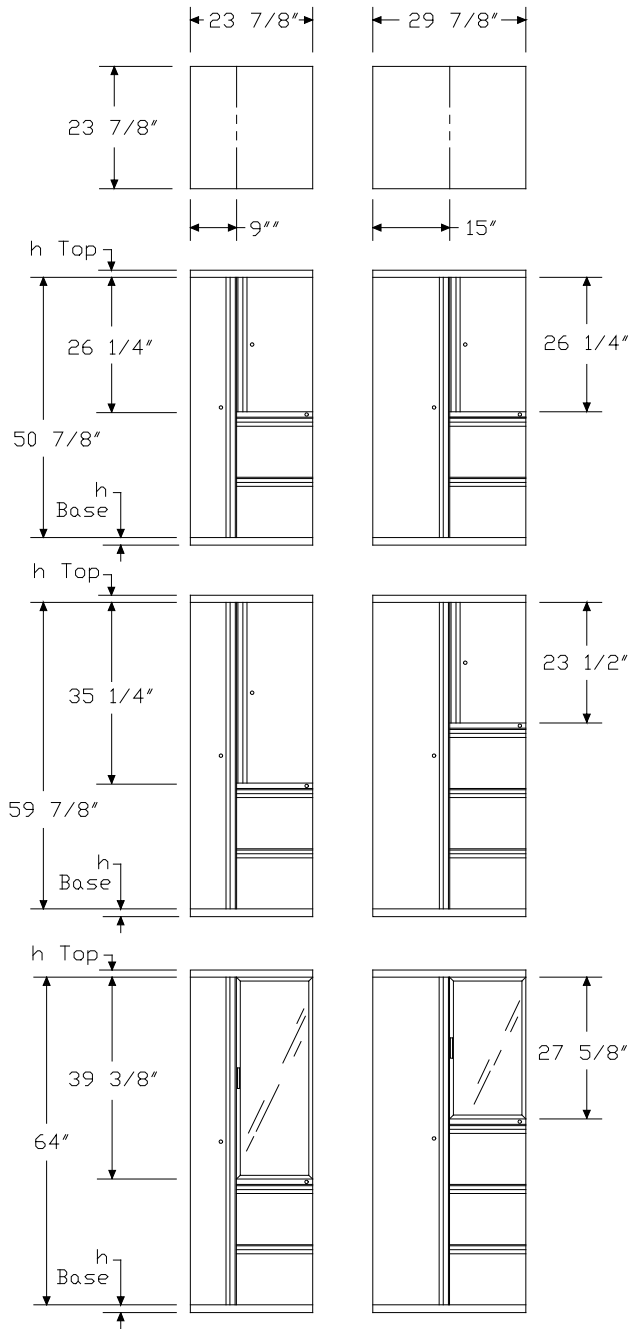
Order optional accessories separately:

- Adjustable shelf for storage case (MTAS.B)
- Drawer divider (73-1567-D)
- File drawer organizer (73-9874-FDO)
- Pencil tray (73-1516-PT)
- Stationery tray (73-7082-SST)

All locks in unit are factory installed and are keyed alike within the unit.

For specific numbering choices, specify KA and order lock plugs separately. See Keyed-Alike Information in Appendices.

Dimensions



Vertical Tower with Wardrobe and Storage Case, Bevel Pull *continued*

Specification Information						
Step 1.						
MTV						
Step 2. Height/Wardrobe Location						
14.	50 ⁷ / ₈ " high, wardrobe left					
24.	50 ⁷ / ₈ " high, wardrobe right					
34.	59 ⁷ / ₈ " high, wardrobe left					
44.	59 ⁷ / ₈ " high, wardrobe right					
54.	64" high, wardrobe left					
64.	64" high, wardrobe right					
Step 3. Width						
24	24" wide					
30	30" wide					
Step 4. Drawer Configuration						
For 50 ⁷ / ₈ " high, wardrobe left (14.) or 50 ⁷ / ₈ " high, wardrobe right (24.)						
R	file/file					
S	box/box/file					
For 59 ⁷ / ₈ " high, wardrobe left (34.), 59 ⁷ / ₈ " high, wardrobe right (44.), 64" high, wardrobe left (54.), or 64" high, wardrobe right (64.)						
R	file/file					
S	box/box/file					
T	file/file/file					
V	box/box/file/file					
Step 5. Storage Case Door						
F	painted metal door					
C	clear translucent door <input type="checkbox"/>					
D	frosted translucent door <input type="checkbox"/>					
Step 6. Paint/Steel Type						
S	smooth paint on smooth steel					
T	smooth paint on textured steel					
X	textured paint on smooth steel					
Prices for Steps 1-6.						
	FS	FT	FX	CS	CT	CX
MTV14.24 R	\$2414	2465	2414	2754	2805	2754
S	\$2468	2520	2468	2808	2860	2808
30 R	\$2433	2485	2433	2772	2824	2772
S	\$2489	2540	2489	2824	2875	2824

				DS	DT	DX	
MTV14.24	R			\$2754	2805	2754	
	S			\$2808	2860	2808	
30	R			\$2772	2824	2772	
	S			\$2824	2875	2824	
		FS	FT	FX	CS	CT	CX
MTV24.24	R	\$2414	2465	2414	2754	2805	2754
	S	\$2468	2520	2468	2808	2860	2808
30	R	\$2433	2485	2433	2772	2824	2772
	S	\$2489	2540	2489	2824	2875	2824
				DS	DT	DX	
MTV24.24	R			\$2754	2805	2754	
	S			\$2808	2860	2808	
30	R			\$2772	2824	2772	
	S			\$2824	2875	2824	
		FS	FT	FX	CS	CT	CX
MTV34.24	R	\$2439	2490	2439	2777	2829	2777
	S	\$2493	2545	2493	2832	2883	2832
	T	\$2608	2490	2608	2946	2829	2946
	V	\$2664	2545	2664	3000	2883	3000
30	R	\$2458	2510	2458	2797	2848	2797
	S	\$2514	2565	2514	2848	2900	2848
	T	\$2627	2678	2627	2964	3015	2964
	V	\$2680	2731	2680	3018	3070	3018
				DS	DT	DX	
MTV34.24	R			\$2777	2829	2777	
	S			\$2832	2883	2832	
	T			\$2946	2829	2946	
	V			\$3000	2883	3000	
30	R			\$2797	2848	2797	
	S			\$2848	2900	2848	
	T			\$2964	3015	2964	
	V			\$3018	3070	3018	
		FS	FT	FX	CS	CT	CX
MTV44.24	R	\$2439	2490	2439	2777	2829	2777
	S	\$2493	2545	2493	2832	2883	2832
	T	\$2608	2490	2608	2946	2829	2946
	V	\$2664	2545	2664	3000	2883	3000
30	R	\$2458	2510	2458	2797	2848	2797
	S	\$2514	2565	2514	2848	2900	2848
	T	\$2627	2678	2627	2964	3015	2964
	V	\$2680	2731	2680	3018	3070	3018

Vertical Tower with Wardrobe and Storage Case, Bevel Pull *continued*

		DS	DT	DX
MTV44.24	R	\$2777	2829	2777
	S	\$2832	2883	2832
	T	\$2946	2829	2946
	V	\$3000	2883	3000
30	R	\$2797	2848	2797
	S	\$2848	2900	2848
	T	\$2964	3015	2964
	V	\$3018	3070	3018

		FS	FT	FX	CS	CT	CX
MTV54.24	R	\$2499	2551	2499	2838	2890	2838
	S	\$2555	2606	2555	2893	2944	2893
	T	\$2670	2722	2670	3006	3058	3006
	V	\$2723	2774	2723	3062	3113	3062
30	R	\$2519	2570	2519	2855	2906	2855
	S	\$2571	2623	2571	2910	2962	2910
	T	\$2690	2741	2690	3026	3077	3026
	V	\$2743	2795	2743	3079	3131	3079

		DS	DT	DX
MTV54.24	R	\$2838	2890	2838
	S	\$2893	2944	2893
	T	\$3006	3058	3006
	V	\$3062	3113	3062
30	R	\$2855	2906	2855
	S	\$2910	2962	2910
	T	\$3026	3077	3026
	V	\$3079	3131	3079

		FS	FT	FX	CS	CT	CX
MTV64.24	R	\$2499	2551	2499	2838	2890	2838
	S	\$2555	2606	2555	2893	2944	2893
	T	\$2670	2722	2670	3006	3058	3006
	V	\$2723	2774	2723	3062	3113	3062
30	R	\$2519	2570	2519	2855	2906	2855
	S	\$2571	2623	2571	2910	2962	2910
	T	\$2690	2741	2690	3026	3077	3026
	V	\$2743	2795	2743	3079	3131	3079

		DS	DT	DX
MTV64.24	R	\$2838	2890	2838
	S	\$2893	2944	2893
	T	\$3006	3058	3006
	V	\$3062	3113	3062

30	R	\$2855	2906	2855
	S	\$2910	2962	2910
	T	\$3026	3077	3026
	V	\$3079	3131	3079

Step 7. Surface Finish

Nonmetallic Paint

For smooth paint on smooth steel (S) or smooth paint on textured steel (T)

CL	cool grey neutral	+\$0
8Q	folkstone grey	+\$0
91	white	+\$0
98	studio white A	+\$0
9J	sparrow	+\$0
BU	black umber	+\$0
G2	graphite satin	+\$0
HF	inner tone light	+\$0
HT	inner tone	+\$0
LT	light tone	+\$0
LU	soft white	+\$0
MT	medium tone	+\$0
SG	slate grey	+\$0
WA	wheat	+\$0
WL	sandstone	+\$0

Metallic Paint

For smooth paint on smooth steel (S) or smooth paint on textured steel (T)

1209	platinum	+\$0
1210	hematite	+\$0
1212	bronzite	+\$0
CN	metallic champagne	+\$0
EH	metallic bronze	+\$0
MS	metallic silver	+\$0

Sand Texture Paint

For textured paint on smooth steel (X)

98	studio white A	+\$0
----	--------------------------------	------

Bright Sand Texture Paint

For textured paint on smooth steel (X)

91	white	+\$0
CL	cool grey neutral	+\$0
G1	graphite	+\$0
WN	warm grey neutral	+\$0

Vertical Tower with Wardrobe and Storage Case, Bevel Pull *continued*

Step 8. Top			
		24	30
T1	1"-high squared-edge top	+\$0	0
T2	1 1/4"-high squared-edge top	+\$0	0
TF	1 1/4"-high wood veneer top <input type="checkbox"/>	+\$210	231
D1	6 1/2"-high full dome, side-to-side	+\$210	231
D2	6 1/2"-high full dome, front-to-back	+\$210	231
H1	6 1/2"-high half dome, sloping left	+\$210	231
H2	6 1/2"-high half dome, sloping right	+\$210	231
H3	6 1/2"-high half dome, sloping front	+\$210	231
H4	6 1/2"-high half dome, sloping back	+\$210	231
TV1	1 1/8"-high wood veneer top and wood composite edge with oversail front <input type="checkbox"/>	+\$315	315

Step 9. Veneer Top Finish

Wood Veneer

For 1 1/8"-high wood veneer top and wood composite edge with oversail front (TV1)

40	dark brown walnut <input type="checkbox"/>	+\$24
ED	aged cherry <input type="checkbox"/>	+\$24
EK	medium red walnut <input type="checkbox"/>	+\$24
ET	clear on ash <input type="checkbox"/>	+\$24
EU	oak on ash <input type="checkbox"/>	+\$24
EV	walnut on ash <input type="checkbox"/>	+\$24
UL	natural maple <input type="checkbox"/>	+\$24
UX	walnut on cherry <input type="checkbox"/>	+\$24

Wood Veneer

For 1 1/4"-high wood veneer top (TF)

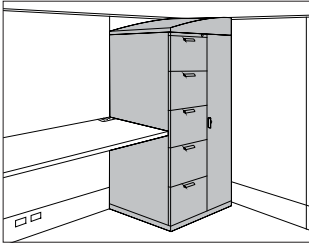
2U	light brown walnut <input type="checkbox"/>	+\$24
40	dark brown walnut <input type="checkbox"/>	+\$24
ED	aged cherry <input type="checkbox"/>	+\$24
EK	medium red walnut <input type="checkbox"/>	+\$24
ET	clear on ash <input type="checkbox"/>	+\$24
EU	oak on ash <input type="checkbox"/>	+\$24
EV	walnut on ash <input type="checkbox"/>	+\$24
UL	natural maple <input type="checkbox"/>	+\$24
UX	walnut on cherry <input type="checkbox"/>	+\$24

Step 10. Base Height

B1	1"-high base	+\$0
B2	1 1/2"-high base	+\$0
B3	2 1/4"-high base	+\$0
B4	3 1/4"-high base	+\$0
B5	4 1/4"-high base	+\$30

Step 11. Lock		
KA	keyed alike	-\$10
KC	keyed differently, chrome	+\$0
KD	keyed differently, black	+\$0

Vertical Tower with Wardrobe, Sloped Pull



MTN1P. MTN5V.
 MTN1V. MTN6P.
 MTN2P. MTN6V.
 MTN2V. MTN7P.
 MTN3P. MTN7V.
 MTN3V. MTN8P.
 MTN4P. MTN8V.
 MTN4V.
 MTN5P.

Product Information

Description

This 24"-wide freestanding storage tower is available in 4 heights and has a wardrobe on 1 side and drawers on the other side. It is available in smooth or textured steel with a metal or veneer top, sloped pulls, and painted metal or veneer fronts. 5 base heights are available; all bases include adjustable glides. A counterweight is included in the 24^{5/8}" towers.

The towers have a 9"-wide wardrobe/briefcase storage area and a lock. Letter-width file drawers include a file compressor; box drawers include an adjustable metal divider. 1 lock controls all drawers. The 24"-high tower has a wardrobe area for storage of personal items or a briefcase; the 36"-high tower has a coat hook for shorter-length coats or sweaters; the 48"- and 59"-high towers have a side-to-side coat rod for coats and jackets. All wardrobes include a lock.

Notes

Front-facing filing module is the reference point when specifying location of wardrobe and orientation of full- or half-dome top.

2 box drawers may be specified in place of 1 file drawer in predetermined locations.

Dimensional illustrations do not include all possible configurations.

For veneer-front tower, fascia strip is also veneer.

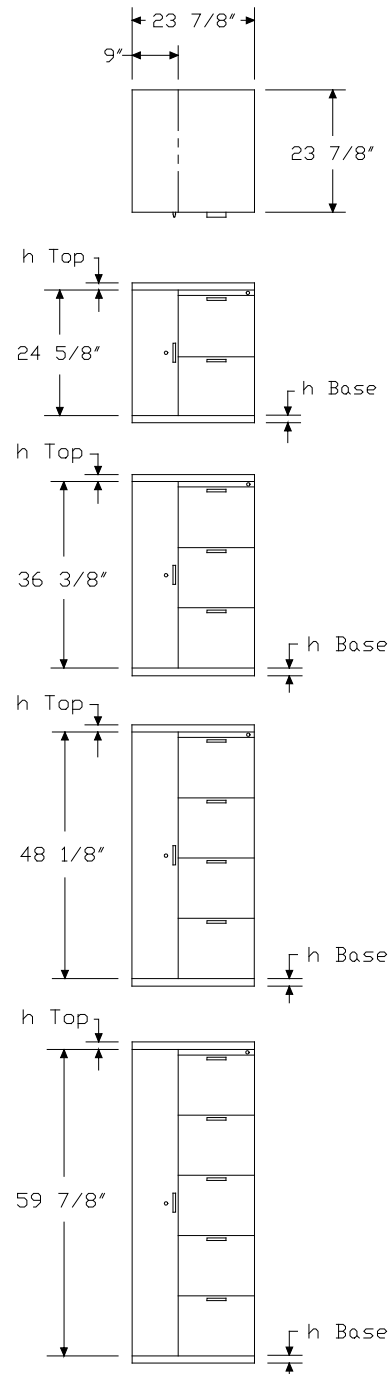
Grain direction is vertical for veneer-front towers.

Order optional accessories separately:

- Drawer divider (73-1567-D)
- File drawer organizer (73-9874-FDO)
- Pencil tray (73-1516-PT)
- Stationery tray (73-7082-SST)

All locks in unit are factory installed and are keyed alike within unit. For specific numbering choices, specify KA and order lock plugs separately. See Keyed-Alike Information in Appendices.

Dimensions



Vertical Tower with Wardrobe, Sloped Pull *continued*

Specification Information			
Step 1.			
MTN			
Step 2. Height/Wardrobe Location			
1	24 ⁵ / ₈ " high, wardrobe left		
2	24 ⁵ / ₈ " high, wardrobe right		
3	36 ³ / ₈ " high, wardrobe left		
4	36 ³ / ₈ " high, wardrobe right		
5	48 ¹ / ₈ " high, wardrobe left		
6	48 ¹ / ₈ " high, wardrobe right		
7	59 ⁷ / ₈ " high, wardrobe left		
8	59 ⁷ / ₈ " high, wardrobe right		
Step 3. Front Material			
P.24	painted metal front		
V.24	veneer front A		
Step 4. Drawer Configuration/Lock Option			
For 24 ⁵ / ₈ " high, wardrobe left (1) or 24 ⁵ / ₈ " high, wardrobe right (2)			
R	file/file, 1 lock		
S	box/box/file, 1 lock		
For 36 ³ / ₈ " high, wardrobe left (3) or 36 ³ / ₈ " high, wardrobe right (4)			
T	file/file/file, 1 lock		
V	box/box/file/file, 1 lock		
For 48 ¹ / ₈ " high, wardrobe left (5) or 48 ¹ / ₈ " high, wardrobe right (6)			
W	file/file/file/file, 1 lock		
X	file/box/box/file/file, 1 lock		
For 59 ⁷ / ₈ " high, wardrobe left (7) or 59 ⁷ / ₈ " high, wardrobe right (8)			
Y	file/file/file/file/file, 1 lock		
Z	file/file/box/box/file/file, 1 lock		
Step 5. Paint/Steel Type			
S	smooth paint on smooth steel		
T	smooth paint on textured steel		
X	textured paint on smooth steel		
Prices for Steps 1-5.			
	S	T	X
MTN1P.24 R	\$1387	1438	1387
S	\$1440	1492	1440

MTN1V.24 R	\$2912	2964	2912
S	\$3020	3072	3020
MTN2P.24 R	\$1387	1438	1387
S	\$1440	1492	1440
MTN2V.24 R	\$2912	2964	2912
S	\$3020	3072	3020
MTN3P.24 T	\$1753	1804	1753
V	\$1806	1858	1806
MTN3V.24 T	\$3615	3666	3615
V	\$3724	3775	3724
MTN4P.24 T	\$1753	1804	1753
V	\$1806	1858	1806
MTN4V.24 T	\$3615	3666	3615
V	\$3724	3775	3724
MTN5P.24 W	\$2484	2535	2484
X	\$2537	2589	2537
MTN5V.24 W	\$4516	4568	4516
X	\$4624	4676	4624
MTN6P.24 W	\$2484	2535	2484
X	\$2537	2589	2537
MTN6V.24 W	\$4516	4568	4516
X	\$4624	4676	4624
MTN7P.24 Y	\$2851	2902	2851
Z	\$2904	2956	2904
MTN7V.24 Y	\$5017	5068	5017
Z	\$5126	5177	5126
MTN8P.24 Y	\$2851	2902	2851
Z	\$2904	2956	2904
MTN8V.24 Y	\$5017	5068	5017
Z	\$5126	5177	5126

Vertical Tower with Wardrobe, Sloped Pull *continued*

Step 6. Surface Finish

Nonmetallic Paint

For smooth paint on smooth steel (S) or smooth paint on textured steel (T)

8Q	folkstone grey	+\$0
91	white	+\$0
98	studio white A	+\$0
9J	sparrow	+\$0
BU	black umber	+\$0
G2	graphite satin	+\$0
HF	inner tone light	+\$0
HT	inner tone	+\$0
LT	light tone	+\$0
LU	soft white	+\$0
MT	medium tone	+\$0
SG	slate grey	+\$0
WA	wheat	+\$0
WL	sandstone	+\$0

Metallic Paint

For smooth paint on smooth steel (S) or smooth paint on textured steel (T)

1209	platinum	+\$0
1210	hematite	+\$0
1212	bronzite	+\$0
CN	metallic champagne	+\$0
EH	metallic bronze	+\$0
MS	metallic silver	+\$0

Sand Texture Paint

For textured paint on smooth steel (X)

98	studio white A	+\$0
-----------	--------------------------------	------

Bright Sand Texture Paint

For textured paint on smooth steel (X)

91	white	+\$0
CL	cool grey neutral	+\$0
G1	graphite	+\$0
WN	warm grey neutral	+\$0

Step 7. Pull Finish

G2	graphite satin	+\$0
U1	brushed aluminum	+\$0

Step 8. Top

T1	1"-high squared-edge top	+\$0
T2	1 1/4"-high squared-edge top	+\$0
TF	1 1/4"-high wood veneer top A	+\$210
D1	6 1/2"-high full dome, side-to-side	+\$210
D2	6 1/2"-high full dome, front-to-back	+\$210
H1	6 1/2"-high half dome, sloping left	+\$210
H2	6 1/2"-high half dome, sloping right	+\$210
H3	6 1/2"-high half dome, sloping front	+\$210
H4	6 1/2"-high half dome, sloping back	+\$210
TV1	1 1/8"-high wood veneer top and wood composite edge with oversail front A	+\$315

Step 9.

Veneer Front Finish: Wood Veneer

For 1"-high squared-edge top (T1), 1 1/4"-high squared-edge top (T2), 6 1/2"-high full dome, side-to-side (D1), 6 1/2"-high full dome, front-to-back (D2), 6 1/2"-high half dome, sloping left (H1), 6 1/2"-high half dome, sloping right (H2), 6 1/2"-high half dome, sloping front (H3), or 6 1/2"-high half dome, sloping back (H4)

2U	light brown walnut A	+\$66
40	dark brown walnut A	+\$66
ED	aged cherry A	+\$66
EK	medium red walnut A	+\$66
ET	clear on ash A	+\$66
EU	oak on ash A	+\$66
EV	walnut on ash A	+\$66
UL	natural maple A	+\$66
UX	walnut on cherry A	+\$66

Veneer Front/Top Finish: Wood Veneer

For 1 1/8"-high wood veneer top and wood composite edge with oversail front (TV1)

40	dark brown walnut A	+\$66
ED	aged cherry A	+\$66
EK	medium red walnut A	+\$66
ET	clear on ash A	+\$66
EU	oak on ash A	+\$66
EV	walnut on ash A	+\$66
UL	natural maple A	+\$66
UX	walnut on cherry A	+\$66

Vertical Tower with Wardrobe, Sloped Pull *continued*

Veneer Top Finish: Wood Veneer

For 1 1/4"-high wood veneer top (TF)

2U	light brown walnut <input type="checkbox"/>	+\$24
40	dark brown walnut <input type="checkbox"/>	+\$24
ED	aged cherry <input type="checkbox"/>	+\$24
EK	medium red walnut <input type="checkbox"/>	+\$24
ET	clear on ash <input type="checkbox"/>	+\$24
EU	oak on ash <input type="checkbox"/>	+\$24
EV	walnut on ash <input type="checkbox"/>	+\$24
UL	natural maple <input type="checkbox"/>	+\$24
UX	walnut on cherry <input type="checkbox"/>	+\$24

Veneer Top Finish: Wood Veneer

For 1 1/8"-high wood veneer top and wood composite edge with oversail front (TV1)

40	dark brown walnut <input type="checkbox"/>	+\$24
ED	aged cherry <input type="checkbox"/>	+\$24
EK	medium red walnut <input type="checkbox"/>	+\$24
ET	clear on ash <input type="checkbox"/>	+\$24
EU	oak on ash <input type="checkbox"/>	+\$24
EV	walnut on ash <input type="checkbox"/>	+\$24
UL	natural maple <input type="checkbox"/>	+\$24
UX	walnut on cherry <input type="checkbox"/>	+\$24

Veneer Front/Top Finish: Wood Veneer

For 1 1/4"-high wood veneer top (TF)

2U	light brown walnut <input type="checkbox"/>	+\$66
40	dark brown walnut <input type="checkbox"/>	+\$66
ED	aged cherry <input type="checkbox"/>	+\$66
EK	medium red walnut <input type="checkbox"/>	+\$66
ET	clear on ash <input type="checkbox"/>	+\$66
EU	oak on ash <input type="checkbox"/>	+\$66
EV	walnut on ash <input type="checkbox"/>	+\$66
UL	natural maple <input type="checkbox"/>	+\$66
UX	walnut on cherry <input type="checkbox"/>	+\$66

Step 10. Base Height

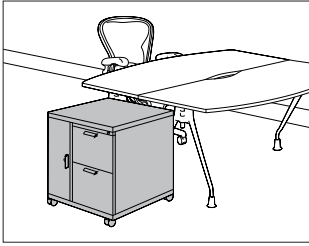
B1	1"-high base	+\$0
B2	1 1/2"-high base	+\$0
B3	2 1/4"-high base	+\$0
B4	3 1/4"-high base	+\$0
B5	4 1/4"-high base	+\$30

Step 11. Lock

For file/file, 1 lock (R), file/file/file, 1 lock (T), file/file/file/file, 1 lock (W), file/file/file/file/file, 1 lock (Y), box/box/file, 1 lock (S), box/box/file/file, 1 lock (V), file/box/box/file/file, 1 lock (X), or file/file/box/box/file/file, 1 lock (Z)

KA	keyed alike	-\$10
KC	keyed differently, chrome	+\$0
KD	keyed differently, black	+\$0

Mobile Vertical Tower with Wardrobe, Sloped Pull



MTC1P.
MTC1V.
MTC2P.
MTC2V.
MTC3P.
MTC3V.
MTC4P.
MTC4V.
MTC5P.

MTC5V.
MTC6P.
MTC6V.

Product Information

Description

This 24"-wide mobile storage tower is available in 3 heights and has a wardrobe on 1 side and drawers on the other side. It is available in smooth or textured steel with a metal or veneer top, sloped pulls, and painted metal or veneer fronts. The 5½"-high caster base includes a 1½"-high metal frame with 4 4"-diameter casters; 2 casters include a brake. A counterweight is included in all towers.

The towers have a 9"-wide wardrobe/briefcase storage area and a lock. Letter-width file drawers include a file compressor; box drawers include an adjustable metal divider. 1 lock controls all drawers. The 24"-high tower has a wardrobe area for storage of personal items or a briefcase; the 36"-high tower has a coat hook for shorter-length coats or sweaters; the 48"-high tower has a side-to-side coat rod for coats and jackets. All wardrobes include a lock.

Notes

Front-facing filing module is the reference point when specifying location of wardrobe and orientation of full- or half-dome top.

Casters must be field installed.

2 box drawers may be specified in place of 1 file drawer in predetermined locations.

Dimensional illustrations do not include all possible configurations.

For veneer-front tower, fascia strip is also veneer.

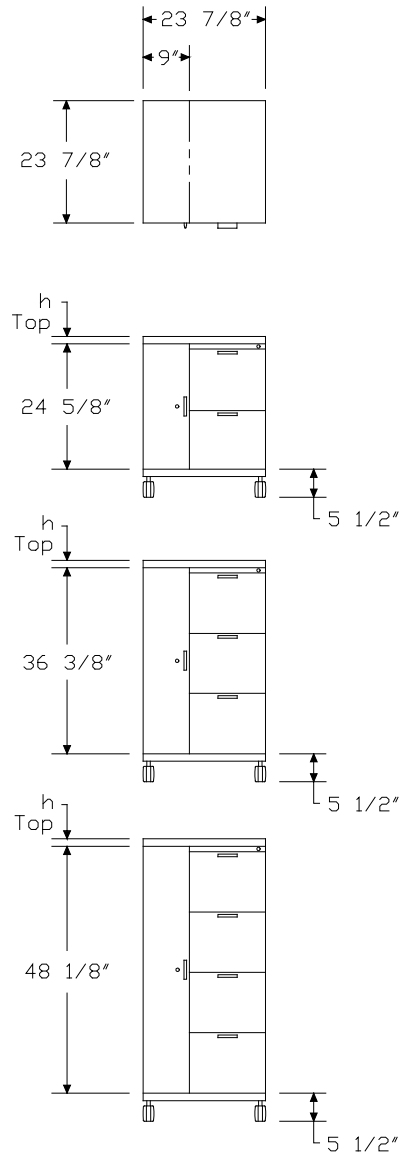
Grain direction is vertical for veneer-front towers.

Order optional accessories separately:

- Drawer divider (73-1567-D)
- File drawer organizer (73-9874-FDO)
- Pencil tray (73-1516-PT)
- Stationery tray (73-7082-SST)

All locks in unit are factory installed and are keyed alike within unit. For specific numbering choices, specify KA and order lock plugs separately. See Keyed-Alike Information in Appendices.

Dimensions



Mobile Vertical Tower with Wardrobe, Sloped Pull *continued*

Specification Information

Step 1.

MTC

Step 2. Height/Wardrobe Location

1	24 ⁵ / ₈ " high, wardrobe left
2	24 ⁵ / ₈ " high, wardrobe right
3	36 ³ / ₈ " high, wardrobe left
4	36 ³ / ₈ " high, wardrobe right
5	48 ¹ / ₈ " high, wardrobe left
6	48 ¹ / ₈ " high, wardrobe right

Step 3. Front Material

P.24 painted metal front

V.24 veneer front A

Step 4. Drawer Configuration/Lock Option

For 24⁵/₈" high, wardrobe left (1) or 24⁵/₈" high, wardrobe right (2)

R file/file, 1 lock

S box/box/file, 1 lock

For 36³/₈" high, wardrobe left (3) or 36³/₈" high, wardrobe right (4)

T file/file/file, 1 lock

V box/box/file/file, 1 lock

For 48¹/₈" high, wardrobe left (5) or 48¹/₈" high, wardrobe right (6)

W file/file/file/file, 1 lock

X file/box/box/file/file, 1 lock

Step 5. Paint/Steel Type

S smooth paint on smooth steel

T smooth paint on textured steel

X textured paint on smooth steel

Prices for Steps 1-5.

	S	T	X
MTC1P.24 R	\$1590	1641	1590
S	\$1642	1694	1642
MTC1V.24 R	\$3113	3165	3113
S	\$3223	3275	3223
MTC2P.24 R	\$1590	1641	1590
S	\$1642	1694	1642

MTC2V.24 R	\$3113	3165	3113
S	\$3223	3275	3223

MTC3P.24 T	\$1957	2009	1957
V	\$2010	2062	2010

MTC3V.24 T	\$3819	3870	3819
V	\$3927	3978	3927

MTC4P.24 T	\$1957	2009	1957
V	\$2010	2062	2010

MTC4V.24 T	\$3819	3870	3819
V	\$3927	3978	3927

MTC5P.24 W	\$2688	2739	2688
X	\$2742	2794	2742

MTC5V.24 W	\$4721	4772	4721
X	\$4829	4881	4829

MTC6P.24 W	\$2688	2739	2688
X	\$2742	2794	2742

MTC6V.24 W	\$4721	4772	4721
X	\$4829	4881	4829

Step 6. Surface Finish

Nonmetallic Paint

For smooth paint on smooth steel (S) or smooth paint on textured steel (T)

8Q	folkstone grey	+\$0
91	white	+\$0
98	studio white A	+\$0
9J	sparrow	+\$0
BU	black umber	+\$0
G2	graphite satin	+\$0
HF	inner tone light	+\$0
HT	inner tone	+\$0
LT	light tone	+\$0
LU	soft white	+\$0
MT	medium tone	+\$0
SG	slate grey	+\$0
WA	wheat	+\$0
WL	sandstone	+\$0

Mobile Vertical Tower with Wardrobe, Sloped Pull *continued*

Metallic Paint For smooth paint on smooth steel (S) or smooth paint on textured steel (T)

1209	platinum	+\$0
1210	hematite	+\$0
1212	bronzite	+\$0
CN	metallic champagne	+\$0
EH	metallic bronze	+\$0
MS	metallic silver	+\$0

Sand Texture Paint For textured paint on smooth steel (X)

98	studio white A	+\$0
-----------	--------------------------------	------

Bright Sand Texture Paint For textured paint on smooth steel (X)

91	white	+\$0
CL	cool grey neutral	+\$0
G1	graphite	+\$0
WN	warm grey neutral	+\$0

Step 7. Pull Finish

G2	graphite satin	+\$0
U1	brushed aluminum	+\$0

Step 8. Top

T1	1"-high squared-edge top	+\$0
T2	1 1/4"-high squared-edge top	+\$0
TF	1 1/4"-high wood veneer top A	+\$210
D1	6 1/2"-high full dome, side-to-side	+\$210
D2	6 1/2"-high full dome, front-to-back	+\$210
H1	6 1/2"-high half dome, sloping left	+\$210
H2	6 1/2"-high half dome, sloping right	+\$210
H3	6 1/2"-high half dome, sloping front	+\$210
H4	6 1/2"-high half dome, sloping back	+\$210
TV1	1 1/8"-high wood veneer top and wood composite edge with oversail front A	+\$315

Step 9.

Veneer Front Finish: Wood Veneer

For 1"-high squared-edge top (T1), 1 1/4"-high squared-edge top (T2), 6 1/2"-high full dome, side-to-side (D1), 6 1/2"-high full dome, front-to-back (D2), 6 1/2"-high half dome, sloping left (H1), 6 1/2"-high half dome, sloping right (H2), 6 1/2"-high half dome, sloping front (H3), or 6 1/2"-high half dome, sloping back (H4)

2U	light brown walnut A	+\$66
40	dark brown walnut A	+\$66
ED	aged cherry A	+\$66
EK	medium red walnut A	+\$66
ET	clear on ash A	+\$66
EU	oak on ash A	+\$66
EV	walnut on ash A	+\$66
UL	natural maple A	+\$66
UX	walnut on cherry A	+\$66

Veneer Front/Top Finish: Wood Veneer

For 1 1/8"-high wood veneer top and wood composite edge with oversail front (TV1)

40	dark brown walnut A	+\$66
ED	aged cherry A	+\$66
EK	medium red walnut A	+\$66
ET	clear on ash A	+\$66
EU	oak on ash A	+\$66
EV	walnut on ash A	+\$66
UL	natural maple A	+\$66
UX	walnut on cherry A	+\$66

Veneer Top Finish: Wood Veneer

For 1 1/8"-high wood veneer top and wood composite edge with oversail front (TV1)

40	dark brown walnut A	+\$24
ED	aged cherry A	+\$24
EK	medium red walnut A	+\$24
ET	clear on ash A	+\$24
EU	oak on ash A	+\$24
EV	walnut on ash A	+\$24
UL	natural maple A	+\$24
UX	walnut on cherry A	+\$24

Mobile Vertical Tower with Wardrobe, Sloped Pull *continued*

Veneer Top Finish: Wood Veneer

For 1 1/4"-high wood veneer top (TF)

2U	light brown walnut <input type="checkbox"/>	+\$24
40	dark brown walnut <input type="checkbox"/>	+\$24
ED	aged cherry <input type="checkbox"/>	+\$24
EK	medium red walnut <input type="checkbox"/>	+\$24
ET	clear on ash <input type="checkbox"/>	+\$24
EU	oak on ash <input type="checkbox"/>	+\$24
EV	walnut on ash <input type="checkbox"/>	+\$24
UL	natural maple <input type="checkbox"/>	+\$24
UX	walnut on cherry <input type="checkbox"/>	+\$24

Veneer Front/Top Finish: Wood Veneer

For 1 1/4"-high wood veneer top (TF)

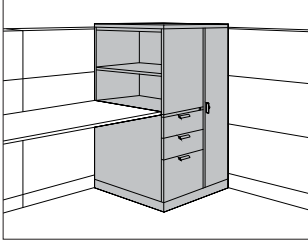
2U	light brown walnut <input type="checkbox"/>	+\$66
40	dark brown walnut <input type="checkbox"/>	+\$66
ED	aged cherry <input type="checkbox"/>	+\$66
EK	medium red walnut <input type="checkbox"/>	+\$66
ET	clear on ash <input type="checkbox"/>	+\$66
EU	oak on ash <input type="checkbox"/>	+\$66
EV	walnut on ash <input type="checkbox"/>	+\$66
UL	natural maple <input type="checkbox"/>	+\$66
UX	walnut on cherry <input type="checkbox"/>	+\$66

Step 10. Lock

For file/file, 1 lock (R), file/file/file, 1 lock (T), file/file/file/file, 1 lock (W), box/box/file, 1 lock (S), box/box/file/file, 1 lock (V), or file/box/box/file/file, 1 lock (X)

KA	keyed alike	-\$10
KC	keyed differently, chrome	+\$0
KD	keyed differently, black	+\$0

Vertical Tower with Wardrobe and Side-Facing Bookcase, Sloped Pull



MTB1P.
MTB1V.
MTB2P.
MTB2V.
MTB3P.
MTB3V.
MTB4P.
MTB4V.
MTB5P.

MTB5V.
MTB6P.
MTB6V.

Product Information

Description

This freestanding storage tower has a wardrobe and modules for display materials, binders, filing materials, and personal items. It is available in 3 heights and has a wardrobe on 1 side and a side-facing bookcase and drawers on the other side. The tower is available in smooth or textured steel. The tower has a metal or veneer top, sloped pulls, and painted metal or veneer fronts. 5 base heights are available; all bases include adjustable glides.

The 24"-wide tower has a 9"-wide wardrobe; the 30"-wide tower has a 15"-wide wardrobe. Both wardrobes include a side-to-side coat rod and lock. Letter-width file drawers include a file compressor; box drawers include an adjustable metal divider. 1 lock controls all drawers.

The 23½"-high bookcase includes 1 adjustable shelf to create openings for 1 row of binders and 1 row of display material. The 26¼"- and 27⅝"-high bookcases include 1 adjustable shelf to create openings for 2 rows of binders or display materials. The 35¼"-high bookcase includes 2 adjustable shelves to create openings for 2 rows of binders and 1 row of display materials. The 39⅜"-high bookcase includes 2 adjustable shelves to create openings for 3 rows of binders. Shelves adjust in 1¼" increments.

Notes

Front-facing filing module is the reference point when specifying location of wardrobe and orientation of full- or half-dome top.

When specifying tower with 2 file drawers (R) and aligning bookcase with standard 29"-high work surface, specify 3¼"-high base (B4).

2 box drawers may be specified in place of 1 file drawer in predetermined locations.

Dimensional illustrations do not include all possible configurations.

For veneer-front tower, bookcase end panel (which faces front) and fascia are metal. Doors and drawers are veneer.

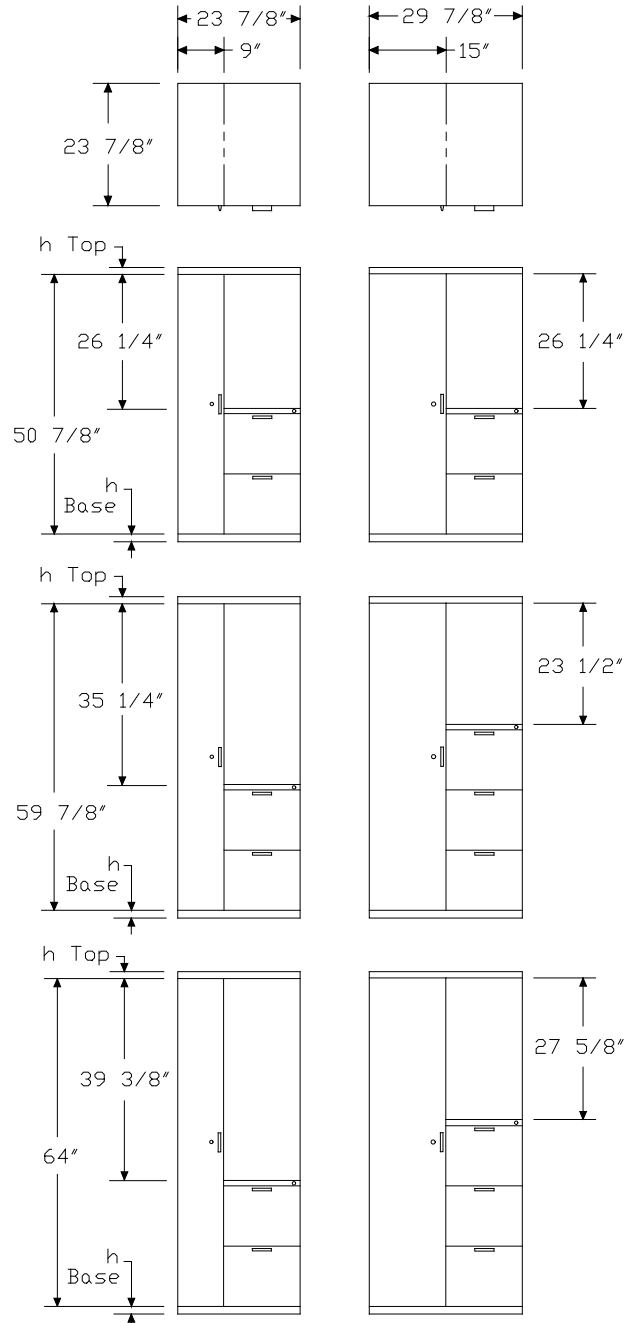
Grain direction is vertical for veneer-front towers.

Order optional accessories separately:

- Adjustable shelf for side-facing bookcase (MTAS.A)
- Drawer divider (73-1567-D)
- File drawer organizer (73-9874-FDO)
- Pencil tray (73-1516-PT)
- Stationery tray (73-7082-SST)

All locks in unit are factory installed and are keyed alike within unit. For specific numbering choices, specify KA and order lock plugs separately. See Keyed-Alike Information in Appendices.

Dimensions



Vertical Tower with Wardrobe and Side-Facing Bookcase, Sloped Pull *continued*

Specification Information			
Step 1.			
MTB			
Step 2. Height/Wardrobe Location			
1	50 ⁷ / ₈ " high, wardrobe left		
2	50 ⁷ / ₈ " high, wardrobe right		
3	59 ⁷ / ₈ " high, wardrobe left		
4	59 ⁷ / ₈ " high, wardrobe right		
5	64" high, wardrobe left		
6	64" high, wardrobe right		
Step 3. Front Material			
P.	painted metal front		
V.	veneer front A		
Step 4. Width			
24	24" wide		
30	30" wide		
Step 5. Drawer Configuration			
For 50 ⁷ / ₈ " high, wardrobe left (1) or 50 ⁷ / ₈ " high, wardrobe right (2)			
RF	file/file		
SF	box/box/file		
For 59 ⁷ / ₈ " high, wardrobe left (3), 59 ⁷ / ₈ " high, wardrobe right (4), 64" high, wardrobe left (5), or 64" high, wardrobe right (6)			
RF	file/file		
SF	box/box/file		
TF	file/file/file		
VF	box/box/file/file		
Step 6. Paint/Steel Type			
S	smooth paint on smooth steel		
T	smooth paint on textured steel		
X	textured paint on smooth steel		
Prices for Steps 1-6.			
	S	T	X
MTB1P.24 RF	\$2222	2274	2222
SF	\$2277	2328	2277
30 RF	\$2244	2295	2244
SF	\$2296	2348	2296

	S	T	X
MTB1V.24 RF	\$4016	4068	4016
SF	\$4127	4178	4127
30 RF	\$4139	4191	4139
SF	\$4248	4300	4248
	S	T	X
MTB2P.24 RF	\$2222	2274	2222
SF	\$2277	2328	2277
30 RF	\$2244	2295	2244
SF	\$2296	2348	2296
	S	T	X
MTB2V.24 RF	\$4016	4068	4016
SF	\$4127	4178	4127
30 RF	\$4139	4191	4139
SF	\$4248	4300	4248
	S	T	X
MTB3P.24 RF	\$2248	2299	2248
SF	\$2303	2354	2303
TF	\$2444	2495	2444
VF	\$2499	2551	2499
30 RF	\$2265	2317	2265
SF	\$2320	2372	2320
TF	\$2465	2517	2465
VF	\$2517	2569	2517
	S	T	X
MTB3V.24 RF	\$4280	4332	4280
SF	\$4388	4440	4388
TF	\$4681	4732	4681
VF	\$4789	4840	4789
30 RF	\$4399	4450	4399
SF	\$4508	4559	4508
TF	\$4800	4852	4800
VF	\$4909	4961	4909
	S	T	X
MTB4P.24 RF	\$2248	2299	2248
SF	\$2303	2354	2303
TF	\$2444	2495	2444
VF	\$2499	2551	2499
30 RF	\$2265	2317	2265
SF	\$2320	2372	2320
TF	\$2465	2517	2465
VF	\$2517	2569	2517

Vertical Tower with Wardrobe and Side-Facing Bookcase, Sloped Pull *continued*

Meridian® Vertical Storage Towers

		S	T	X
MTB4V.24	RF	\$4280	4332	4280
	SF	\$4388	4440	4388
	TF	\$4681	4732	4681
	VF	\$4789	4840	4789
	30 RF	\$4399	4450	4399
	SF	\$4508	4559	4508
	TF	\$4800	4852	4800
	VF	\$4909	4961	4909
		S	T	X
	MTB5P.24 RF	\$2309	2360	2309
	SF	\$2361	2413	2361
	TF	\$2505	2557	2505
	VF	\$2560	2612	2560
	30 RF	\$2327	2379	2327
	SF	\$2382	2433	2382
	TF	\$2527	2579	2527
	VF	\$2580	2631	2580
		S	T	X
MTB5V.24	RF	\$4477	4528	4477
	SF	\$4584	4635	4584
	TF	\$4878	4929	4878
	VF	\$4986	5037	4986
	30 RF	\$4596	4648	4596
	SF	\$4705	4756	4705
	TF	\$4997	5049	4997
	VF	\$5106	5158	5106
		S	T	X
	MTB6P.24 RF	\$2309	2360	2309
	SF	\$2361	2413	2361
	TF	\$2505	2557	2505
	VF	\$2560	2612	2560
	30 RF	\$2327	2379	2327
	SF	\$2382	2433	2382
	TF	\$2527	2579	2527
	VF	\$2580	2631	2580
		S	T	X
MTB6V.24	RF	\$4477	4528	4477
	SF	\$4584	4635	4584
	TF	\$4878	4929	4878
	VF	\$4986	5037	4986
		S	T	X

30 RF	\$4596	4648	4596
SF	\$4705	4756	4705
TF	\$4997	5049	4997
VF	\$5106	5158	5106

Step 7. Surface Finish

Nonmetallic Paint

For smooth paint on smooth steel (S) or smooth paint on textured steel (T)

8Q	folkstone grey	+\$0
91	white	+\$0
98	studio white A	+\$0
9J	sparrow	+\$0
BU	black umber	+\$0
G2	graphite satin	+\$0
HF	inner tone light	+\$0
HT	inner tone	+\$0
LT	light tone	+\$0
LU	soft white	+\$0
MT	medium tone	+\$0
SG	slate grey	+\$0
WA	wheat	+\$0
WL	sandstone	+\$0

Metallic Paint

For smooth paint on smooth steel (S) or smooth paint on textured steel (T)

1209	platinum	+\$0
1210	hematite	+\$0
1212	bronzite	+\$0
CN	metallic champagne	+\$0
EH	metallic bronze	+\$0
MS	metallic silver	+\$0

Sand Texture Paint

For textured paint on smooth steel (X)

98	studio white A	+\$0
----	--------------------------------	------

Bright Sand Texture Paint

For textured paint on smooth steel (X)

91	white	+\$0
CL	cool grey neutral	+\$0
G1	graphite	+\$0
WN	warm grey neutral	+\$0

Vertical Tower with Wardrobe and Side-Facing Bookcase, Sloped Pull *continued*

Step 8. Pull Finish		
G2	graphite satin	+\$0
U1	brushed aluminum	+\$0

Step 9. Top					
		P.24	V.24	P.30	V.30
T1	1"-high squared-edge top	+\$0	0	0	0
T2	1 1/4"-high squared-edge top	+\$0	0	0	0
TF	1 1/4"-high wood veneer top A	+\$210	210	231	231
D1	6 1/2"-high full dome, side-to-side	+\$210	210	231	231
D2	6 1/2"-high full dome, front-to-back	+\$210	210	231	231
H1	6 1/2"-high half dome, sloping left	+\$210	210	231	231
H2	6 1/2"-high half dome, sloping right	+\$210	210	231	231
H3	6 1/2"-high half dome, sloping front	+\$210	210	231	231
H4	6 1/2"-high half dome, sloping back	+\$210	210	231	231
TV1	1 1/8"-high wood veneer top and wood composite edge with oversail front A	+\$315	315	315	315

Step 10.

Veneer Front Finish: Wood Veneer

For 1"-high squared-edge top (T1), 1 1/4"-high squared-edge top (T2), 6 1/2"-high full dome, side-to-side (D1), 6 1/2"-high full dome, front-to-back (D2), 6 1/2"-high half dome, sloping left (H1), 6 1/2"-high half dome, sloping right (H2), 6 1/2"-high half dome, sloping front (H3), or 6 1/2"-high half dome, sloping back (H4)

2U	light brown walnut A	+\$106
40	dark brown walnut A	+\$106
ED	aged cherry A	+\$106
EK	medium red walnut A	+\$106
ET	clear on ash A	+\$106
EU	oak on ash A	+\$106
EV	walnut on ash A	+\$106
UL	natural maple A	+\$106
UX	walnut on cherry A	+\$106

Veneer Front/Top Finish: Wood Veneer

For 1 1/8"-high wood veneer top and wood composite edge with oversail front (TV1)

40	dark brown walnut A	+\$106
ED	aged cherry A	+\$106
EK	medium red walnut A	+\$106
ET	clear on ash A	+\$106
EU	oak on ash A	+\$106
EV	walnut on ash A	+\$106
UL	natural maple A	+\$106
UX	walnut on cherry A	+\$106

Veneer Top Finish: Wood Veneer

For 1 1/4"-high wood veneer top (TF)

2U	light brown walnut A	+\$24
40	dark brown walnut A	+\$24
ED	aged cherry A	+\$24
EK	medium red walnut A	+\$24
ET	clear on ash A	+\$24
EU	oak on ash A	+\$24
EV	walnut on ash A	+\$24
UL	natural maple A	+\$24
UX	walnut on cherry A	+\$24

Veneer Top Finish: Wood Veneer

For 1 1/8"-high wood veneer top and wood composite edge with oversail front (TV1)

40	dark brown walnut A	+\$24
ED	aged cherry A	+\$24
EK	medium red walnut A	+\$24
ET	clear on ash A	+\$24
EU	oak on ash A	+\$24
EV	walnut on ash A	+\$24
UL	natural maple A	+\$24
UX	walnut on cherry A	+\$24

Veneer Front/Top Finish: Wood Veneer

For 1 1/4"-high wood veneer top (TF)

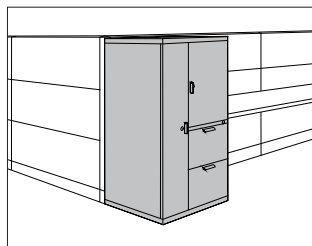
2U	light brown walnut A	+\$106
40	dark brown walnut A	+\$106
ED	aged cherry A	+\$106
EK	medium red walnut A	+\$106
ET	clear on ash A	+\$106
EU	oak on ash A	+\$106
EV	walnut on ash A	+\$106
UL	natural maple A	+\$106
UX	walnut on cherry A	+\$106

Vertical Tower with Wardrobe and
Side-Facing Bookcase, Sloped
Pull *continued*

Meridian® Vertical Storage Towers

Step 11. Base Height		
B1	1"-high base	+\$0
B2	1½"-high base	+\$0
B3	2¼"-high base	+\$0
B4	3¼"-high base	+\$0
B5	4¼"-high base	+\$30
Step 12. Lock		
KA	keyed alike	-\$10
KC	keyed differently, chrome	+\$0
KD	keyed differently, black	+\$0

Vertical Tower with Wardrobe and Storage Case, Sloped Pull



MTV1P.
MTV1V.
MTV2P.
MTV2V.
MTV3P.
MTV3V.
MTV4P.
MTV4V.
MTV5P.

MTV5V.
MTV6P.
MTV6V.

Product Information

Description

This freestanding storage tower has a wardrobe and modules for display materials, binders, filing materials, and personal items. It is available in 3 heights and has a wardrobe on 1 side and a storage case and drawers on the other side. Storage cases have 1 locking metal door or 1 nonlocking translucent door. The translucent door has a painted aluminum frame with a brushed aluminum (U1) sloped pull. Drawers, wardrobe, and storage case doors have sloped pulls and painted metal or veneer fronts. The tower is available in smooth or textured steel with a metal or veneer top. 5 base heights are available; all bases include adjustable glides.

The 24"-wide tower has a 9"-wide wardrobe; the 30"-wide tower has a 15"-wide wardrobe. Both wardrobes include a side-to-side coat rod and lock. Letter-width file drawers include a file compressor; box drawers include an adjustable metal divider. 1 lock controls all drawers.

The 23½"-high storage case includes 1 adjustable shelf to create openings for 1 row of binders and 1 row of display material. The 26¼"- and 27⅝"-high storage cases include 1 adjustable shelf to create openings for 2 rows of binders or display materials. The 35¼"-high storage case includes 2 adjustable shelves to create openings for 2 rows of binders and 1 row of display materials. The 39⅜"-high storage case includes 2 adjustable shelves to create openings for 3 rows of binders. Shelves adjust in 1¼" increments.

Notes

Front-facing filing module is the reference point when specifying location of wardrobe and orientation of full- or half-dome top.

2 box drawers may be specified in place of 1 file drawer in predetermined locations.

Dimensional illustrations do not include all possible configurations.

For veneer-front tower, fascia strip is also veneer.

Grain direction is vertical for veneer-front towers.

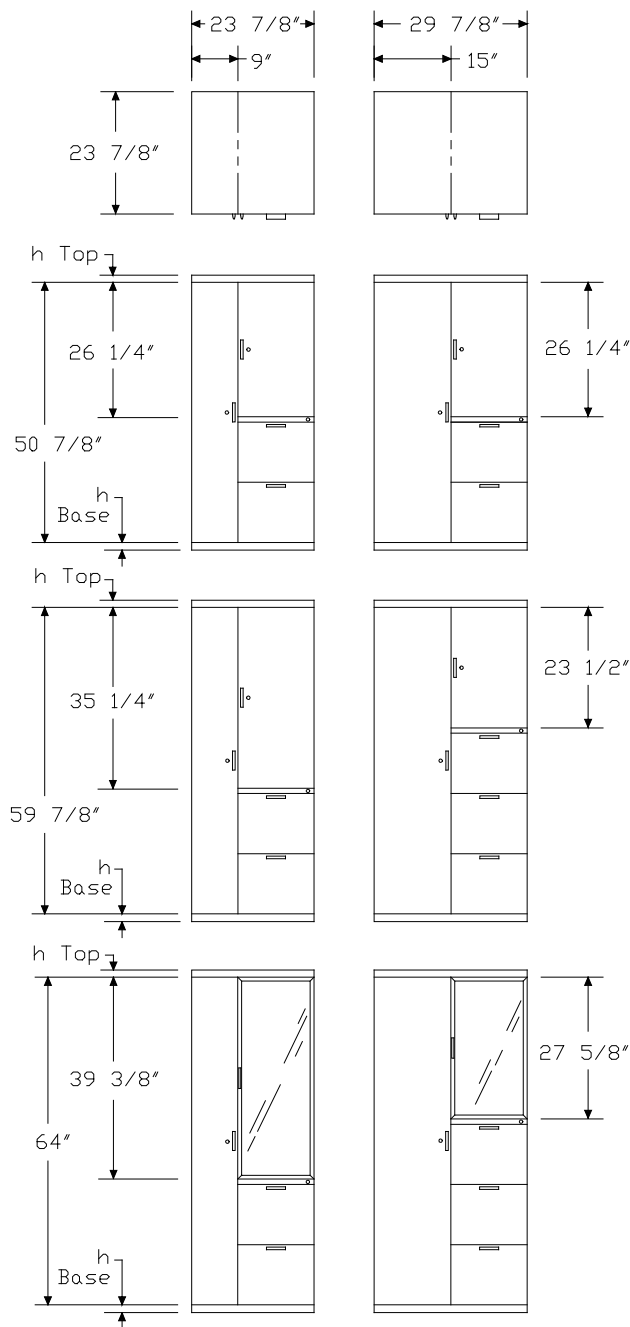
Order optional accessories separately:

- Adjustable shelf for storage case (MTAS.B)
- Drawer divider (73-1567-D)
- File drawer organizer (73-9874-FDO)
- Pencil tray (73-1516-PT)
- Stationery tray (73-7082-SST)

All locks in unit are factory installed and are keyed alike within the unit.

For specific numbering choices, specify KA and order lock plugs separately. See Keyed-Alike Information in Appendices.

Dimensions



Vertical Tower with Wardrobe and Storage Case, Sloped Pull *continued*

Specification Information	
Step 1.	
MTV	
Step 2. Height/Wardrobe Location	
1	50 ⁷ / ₈ " high, wardrobe left
2	50 ⁷ / ₈ " high, wardrobe right
3	59 ⁷ / ₈ " high, wardrobe left
4	59 ⁷ / ₈ " high, wardrobe right
5	64" high, wardrobe left
6	64" high, wardrobe right
Step 3. Front Material	
P.	painting metal front
V.	veneer front A
Step 4. Width	
24	24" wide
30	30" wide
Step 5. Drawer Configuration	
<i>For 50⁷/₈" high, wardrobe left (1) or 50⁷/₈" high, wardrobe right (2)</i>	
R	file/file
S	box/box/file
<i>For 59⁷/₈" high, wardrobe left (3), 59⁷/₈" high, wardrobe right (4), 64" high, wardrobe left (5), or 64" high, wardrobe right (6)</i>	
R	file/file
S	box/box/file
T	file/file/file
V	box/box/file/file
Step 6. Storage Case Door	
<i>For painting metal front (P.)</i>	
F	painting metal door
C	clear translucent door A
D	frosted translucent door A
<i>For veneer front (V.)</i>	
F	veneer door
C	clear translucent door A
D	frosted translucent door A

Step 7. Paint/Steel Type							
S	smooth paint on smooth steel						
T	smooth paint on textured steel						
X	textured paint on smooth steel						
Prices for Steps 1-7.							
		FS	FT	FX	FS	FT	FX
MTV1P.24 R		\$2455	2506	2455	2455	2506	2455
S		\$2510	2561	2510	2510	2561	2510
30 R		\$2475	2526	2475	2475	2526	2475
S		\$2530	2582	2530	2530	2582	2530
		CS	CT	CX	DS	DT	DX
MTV1P.24 R		\$2795	2846	2795	2795	2846	2795
S		\$2849	2901	2849	2849	2901	2849
30 R		\$2813	2865	2813	2813	2865	2813
S		\$2865	2916	2865	2865	2916	2865
		FS	FT	FX	FS	FT	FX
MTV1V.24 R		\$4252	4252	4252	4252	4252	4252
S		\$4362	4362	4362	4362	4362	4362
30 R		\$4371	4422	4371	4371	4422	4371
S		\$4480	4531	4480	4480	4531	4480
		CS	CT	CX	DS	DT	DX
MTV1V.24 R		\$4465	4465	4465	4465	4465	4465
S		\$4573	4573	4573	4573	4573	4573
30 R		\$4585	4637	4585	4585	4637	4585
S		\$4695	4747	4695	4695	4747	4695
		FS	FT	FX	FS	FT	FX
MTV2P.24 R		\$2455	2506	2455	2455	2506	2455
S		\$2510	2561	2510	2510	2561	2510
30 R		\$2475	2526	2475	2475	2526	2475
S		\$2530	2582	2530	2530	2582	2530
		CS	CT	CX	DS	DT	DX
MTV2P.24 R		\$2795	2846	2795	2795	2846	2795
S		\$2849	2901	2849	2849	2901	2849
30 R		\$2813	2865	2813	2813	2865	2813
S		\$2865	2916	2865	2865	2916	2865
		FS	FT	FX	FS	FT	FX
MTV2V.24 R		\$4252	4252	4252	4252	4252	4252
S		\$4362	4362	4362	4362	4362	4362
30 R		\$4371	4422	4371	4371	4422	4371
S		\$4480	4531	4480	4480	4531	4480

Vertical Tower with Wardrobe and Storage Case, Sloped Pull *continued*

	CS	CT	CX	DS	DT	DX
MTV2V.24 R	\$4465	4465	4465	4465	4465	4465
S	\$4573	4573	4573	4573	4573	4573
30 R	\$4585	4637	4585	4585	4637	4585
S	\$4695	4747	4695	4695	4747	4695
	FS	FT	FX	FS	FT	FX
MTV3P.24 R	\$2480	2531	2480	2480	2531	2480
S	\$2534	2586	2534	2534	2586	2534
T	\$2650	2701	2650	2650	2701	2650
V	\$2705	2757	2705	2705	2757	2705
30 R	\$2499	2551	2499	2499	2551	2499
S	\$2555	2606	2555	2555	2606	2555
T	\$2668	2720	2668	2668	2720	2668
V	\$2721	2772	2721	2721	2772	2721
	CS	CT	CX	DS	DT	DX
MTV3P.24 R	\$2819	2870	2819	2819	2870	2819
S	\$2873	2925	2873	2873	2925	2873
T	\$2987	3039	2987	2987	3039	2987
V	\$3041	3093	3041	3041	3093	3041
30 R	\$2838	2890	2838	2838	2890	2838
S	\$2890	2941	2890	2890	2941	2890
T	\$3005	3057	3005	3005	3057	3005
V	\$3060	3111	3060	3060	3111	3060
	FS	FT	FX	FS	FT	FX
MTV3V.24 R	\$4512	4512	4512	4512	4512	4512
S	\$4620	4620	4620	4620	4620	4620
T	\$4885	4885	4885	4885	4885	4885
V	\$4992	4992	4992	4992	4992	4992
30 R	\$4632	4684	4632	4632	4684	4632
S	\$4741	4792	4741	4741	4792	4741
T	\$5007	5059	5007	5007	5059	5007
V	\$5114	5166	5114	5114	5166	5114
	CS	CT	CX	DS	DT	DX
MTV3V.24 R	\$4726	4726	4726	4726	4726	4726
S	\$4833	4833	4833	4833	4833	4833
T	\$5097	5097	5097	5097	5097	5097
V	\$5204	5204	5204	5204	5204	5204
30 R	\$4845	4896	4845	4845	4896	4845
S	\$4954	5005	4954	4954	5005	4954
T	\$5216	5268	5216	5216	5268	5216
V	\$5325	5376	5325	5325	5376	5325

	FS	FT	FX	FS	FT	FX
MTV4P.24 R	\$2480	2531	2480	2480	2531	2480
S	\$2534	2586	2534	2534	2586	2534
T	\$2650	2701	2650	2650	2701	2650
V	\$2705	2757	2705	2705	2757	2705
30 R	\$2499	2551	2499	2499	2551	2499
S	\$2555	2606	2555	2555	2606	2555
T	\$2668	2720	2668	2668	2720	2668
V	\$2721	2772	2721	2721	2772	2721
	CS	CT	CX	DS	DT	DX
MTV4P.24 R	\$2819	2870	2819	2819	2870	2819
S	\$2873	2925	2873	2873	2925	2873
T	\$2987	3039	2987	2987	3039	2987
V	\$3041	3093	3041	3041	3093	3041
30 R	\$2838	2890	2838	2838	2890	2838
S	\$2890	2941	2890	2890	2941	2890
T	\$3005	3057	3005	3005	3057	3005
V	\$3060	3111	3060	3060	3111	3060
	FS	FT	FX	FS	FT	FX
MTV4V.24 R	\$4512	4512	4512	4512	4512	4512
S	\$4620	4620	4620	4620	4620	4620
T	\$4885	4885	4885	4885	4885	4885
V	\$4992	4992	4992	4992	4992	4992
30 R	\$4632	4684	4632	4632	4684	4632
S	\$4741	4792	4741	4741	4792	4741
T	\$5007	5059	5007	5007	5059	5007
V	\$5114	5166	5114	5114	5166	5114
	CS	CT	CX	DS	DT	DX
MTV4V.24 R	\$4726	4726	4726	4726	4726	4726
S	\$4833	4833	4833	4833	4833	4833
T	\$5097	5097	5097	5097	5097	5097
V	\$5204	5204	5204	5204	5204	5204
30 R	\$4845	4896	4845	4845	4896	4845
S	\$4954	5005	4954	4954	5005	4954
T	\$5216	5268	5216	5216	5268	5216
V	\$5325	5376	5325	5325	5376	5325
	FS	FT	FX	FS	FT	FX
MTV5P.24 R	\$2540	2592	2540	2540	2592	2540
S	\$2596	2648	2596	2596	2648	2596
T	\$2711	2763	2711	2711	2763	2711
V	\$2764	2815	2764	2764	2815	2764

Vertical Tower with Wardrobe and Storage Case, Sloped Pull *continued*

Meridian® Vertical Storage Towers

30 R	\$2560	2612	2560	2560	2612	2560
S	\$2613	2664	2613	2613	2664	2613
T	\$2731	2783	2731	2731	2783	2731
V	\$2785	2836	2785	2785	2836	2785
	CS	CT	CX	DS	DT	DX
MTV5P.24 R	\$2879	2931	2879	2879	2931	2879
S	\$2934	2985	2934	2934	2985	2934
T	\$3047	3099	3047	3047	3099	3047
V	\$3101	3152	3101	3101	3152	3101
30 R	\$2896	2947	2896	2896	2947	2896
S	\$2951	3006	2951	2951	3003	2951
T	\$3067	3118	3067	3067	3118	3067
V	\$3120	3172	3120	3120	3172	3120
	FS	FT	FX	FS	FT	FX
MTV5V.24 R	\$4709	4709	4709	4709	4709	4709
S	\$4818	4818	4818	4818	4818	4818
T	\$5080	5080	5080	5080	5080	5080
V	\$5190	5190	5190	5190	5190	5190
30 R	\$4830	4882	4830	4830	4882	4830
S	\$4939	4991	4939	4939	4991	4939
T	\$5202	5253	5202	5202	5253	5202
V	\$5310	5362	5310	5310	5362	5310
	CS	CT	CX	DS	DT	DX
MTV5V.24 R	\$4921	4921	4921	4921	4921	4921
S	\$5032	5032	5032	5032	5032	5032
T	\$5293	5293	5293	5293	5293	5293
V	\$5399	5399	5399	5399	5399	5399
30 R	\$5042	5094	5042	5042	5094	5042
S	\$5149	5201	5149	5149	5201	5149
T	\$5413	5465	5413	5413	5465	5413
V	\$5521	5573	5521	5521	5573	5521
	FS	FT	FX	FS	FT	FX
MTV6P.24 R	\$2540	2592	2540	2540	2592	2540
S	\$2596	2648	2596	2596	2648	2596
T	\$2711	2763	2711	2711	2763	2711
V	\$2764	2815	2764	2764	2815	2764
30 R	\$2560	2612	2560	2560	2612	2560
S	\$2613	2664	2613	2613	2664	2613
T	\$2731	2783	2731	2731	2783	2731
V	\$2785	2836	2785	2785	2836	2785

	CS	CT	CX	DS	DT	DX
MTV6P.24 R	\$2879	2931	2879	2879	2931	2879
S	\$2934	2985	2934	2934	2985	2934
T	\$3047	3099	3047	3047	3099	3047
V	\$3101	3152	3101	3101	3152	3101
30 R	\$2896	2947	2896	2896	2947	2896
S	\$2951	3006	2951	2951	3003	2951
T	\$3067	3118	3067	3067	3118	3067
V	\$3120	3172	3120	3120	3172	3120
	FS	FT	FX	FS	FT	FX
MTV6V.24 R	\$4709	4709	4709	4709	4709	4709
S	\$4818	4818	4818	4818	4818	4818
T	\$5080	5080	5080	5080	5080	5080
V	\$5190	5190	5190	5190	5190	5190
30 R	\$4830	4882	4830	4830	4882	4830
S	\$4939	4991	4939	4939	4991	4939
T	\$5202	5253	5202	5202	5253	5202
V	\$5310	5362	5310	5310	5362	5310
	CS	CT	CX	DS	DT	DX
MTV6V.24 R	\$4921	4921	4921	4921	4921	4921
S	\$5032	5032	5032	5032	5032	5032
T	\$5293	5293	5293	5293	5293	5293
V	\$5399	5399	5399	5399	5399	5399
30 R	\$5042	5094	5042	5042	5094	5042
S	\$5149	5201	5149	5149	5201	5149
T	\$5413	5465	5413	5413	5465	5413
V	\$5521	5573	5521	5521	5573	5521

Vertical Tower with Wardrobe and Storage Case, Sloped Pull *continued*

Step 8. Surface Finish

Nonmetallic Paint

For smooth paint on smooth steel (S) or smooth paint on textured steel (T)

8Q	folkstone grey	+\$0
91	white	+\$0
98	studio white A	+\$0
9J	sparrow	+\$0
BU	black umber	+\$0
G2	graphite satin	+\$0
HF	inner tone light	+\$0
HT	inner tone	+\$0
LT	light tone	+\$0
LU	soft white	+\$0
MT	medium tone	+\$0
SG	slate grey	+\$0
WA	wheat	+\$0
WL	sandstone	+\$0

Metallic Paint

For smooth paint on smooth steel (S) or smooth paint on textured steel (T)

1209	platinum	+\$0
1210	hematite	+\$0
1212	bronzite	+\$0
CN	metallic champagne	+\$0
EH	metallic bronze	+\$0
MS	metallic silver	+\$0

Sand Texture Paint

For textured paint on smooth steel (X)

98	studio white A	+\$0
-----------	-----------------------	------

Bright Sand Texture Paint

For textured paint on smooth steel (X)

91	white	+\$0
CL	cool grey neutral	+\$0
G1	graphite	+\$0
WN	warm grey neutral	+\$0

Step 9. Pull Finish

G2	graphite satin	+\$0
U1	brushed aluminum	+\$0

Step 10. Top

		P.24	V.24	P.30	V.30
T1	1"-high squared-edge top	+\$0	0	0	0
T2	1¼"-high squared-edge top	+\$0	0	0	0
TF	1¼"-high wood veneer top A	+\$210	210	231	231
D1	6½"-high full dome, side-to-side	+\$210	210	231	231
D2	6½"-high full dome, front-to-back	+\$210	210	231	231
H1	6½"-high half dome, sloping left	+\$210	210	231	231
H2	6½"-high half dome, sloping right	+\$210	210	231	231
H3	6½"-high half dome, sloping front	+\$210	210	231	231
H4	6½"-high half dome, sloping back	+\$210	210	231	231
TV1	1⅛"-high wood veneer top and wood composite edge with oversail front A	+\$315	315	315	315

Step 11.

Veneer Front Finish: Wood Veneer

For 1"-high squared-edge top (T1), 1¼"-high squared-edge top (T2), 6½"-high full dome, side-to-side (D1), 6½"-high full dome, front-to-back (D2), 6½"-high half dome, sloping left (H1), 6½"-high half dome, sloping right (H2), 6½"-high half dome, sloping front (H3), or 6½"-high half dome, sloping back (H4)

2U	light brown walnut A	+\$106
40	dark brown walnut A	+\$106
ED	aged cherry A	+\$106
EK	medium red walnut A	+\$106
ET	clear on ash A	+\$106
EU	oak on ash A	+\$106
EV	walnut on ash A	+\$106
UL	natural maple A	+\$106
UX	walnut on cherry A	+\$106

Vertical Tower with Wardrobe and Storage Case, Sloped Pull *continued*

Veneer Top Finish: Wood Veneer

For 1 $\frac{1}{4}$ "-high wood veneer top (TF)

2U	light brown walnut A	+\$24
40	dark brown walnut A	+\$24
ED	aged cherry A	+\$24
EK	medium red walnut A	+\$24
ET	clear on ash A	+\$24
EU	oak on ash A	+\$24
EV	walnut on ash A	+\$24
UL	natural maple A	+\$24
UX	walnut on cherry A	+\$24

Veneer Front/Top Finish: Wood Veneer

For 1 $\frac{1}{8}$ "-high wood veneer top and wood composite edge with oversail front (TV1)

40	dark brown walnut A	+\$106
ED	aged cherry A	+\$106
EK	medium red walnut A	+\$106
ET	clear on ash A	+\$106
EU	oak on ash A	+\$106
EV	walnut on ash A	+\$106
UL	natural maple A	+\$106
UX	walnut on cherry A	+\$106

Veneer Top Finish: Wood Veneer

For 1 $\frac{1}{8}$ "-high wood veneer top and wood composite edge with oversail front (TV1)

40	dark brown walnut A	+\$24
ED	aged cherry A	+\$24
EK	medium red walnut A	+\$24
ET	clear on ash A	+\$24
EU	oak on ash A	+\$24
EV	walnut on ash A	+\$24
UL	natural maple A	+\$24
UX	walnut on cherry A	+\$24

Veneer Front/Top Finish: Wood Veneer

For 1 $\frac{1}{4}$ "-high wood veneer top (TF)

2U	light brown walnut A	+\$106
40	dark brown walnut A	+\$106
ED	aged cherry A	+\$106
EK	medium red walnut A	+\$106
ET	clear on ash A	+\$106
EU	oak on ash A	+\$106
EV	walnut on ash A	+\$106
UL	natural maple A	+\$106
UX	walnut on cherry A	+\$106

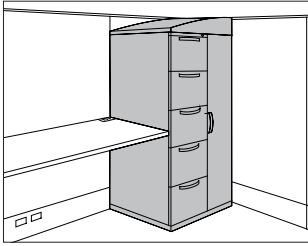
Step 12. Base Height

B1	1"-high base	+\$0
B2	1 $\frac{1}{2}$ "-high base	+\$0
B3	2 $\frac{1}{4}$ "-high base	+\$0
B4	3 $\frac{1}{4}$ "-high base	+\$0
B5	4 $\frac{1}{4}$ "-high base	+\$30

Step 13. Lock

KA	keyed alike	-\$10
KC	keyed differently, chrome	+\$0
KD	keyed differently, black	+\$0

Vertical Tower with Wardrobe, Arc Pull



MTN1A. MTN1D. MTN2A. MTN2D. MTN3A. MTN3D. MTN4A. MTN4D. MTN5A. MTN5D. MTN6A. MTN6D. MTN7A. MTN7D. MTN8A. MTN8D.

Product Information

Description

This 24"-wide freestanding storage tower is available in 4 heights and has a wardrobe on 1 side and drawers on the other side. It is available in smooth or textured steel with a metal or veneer top, arc pulls, and painted metal or veneer fronts. 5 base heights are available; all bases include adjustable glides. A counterweight is included in the 24^{5/8}" towers.

The towers have a 9"-wide wardrobe/briefcase storage area and a lock. Letter-width file drawers include a file compressor; box drawers include an adjustable metal divider. 1 lock controls all drawers. The 24"-high tower has a wardrobe area for storage of personal items or a briefcase; the 36"-high tower has a coat hook for shorter-length coats or sweaters; the 48"- and 59"-high towers have a side-to-side coat rod for coats and jackets. All wardrobes include a lock.

Notes

Front-facing filing module is the reference point when specifying location of wardrobe and orientation of full- or half-dome top.

2 box drawers may be specified in place of 1 file drawer in predetermined locations.

Dimensional illustrations do not include all possible configurations.

For veneer-front tower, fascia strip is also veneer.

Grain direction is vertical for veneer-front towers.

Order optional accessories separately:

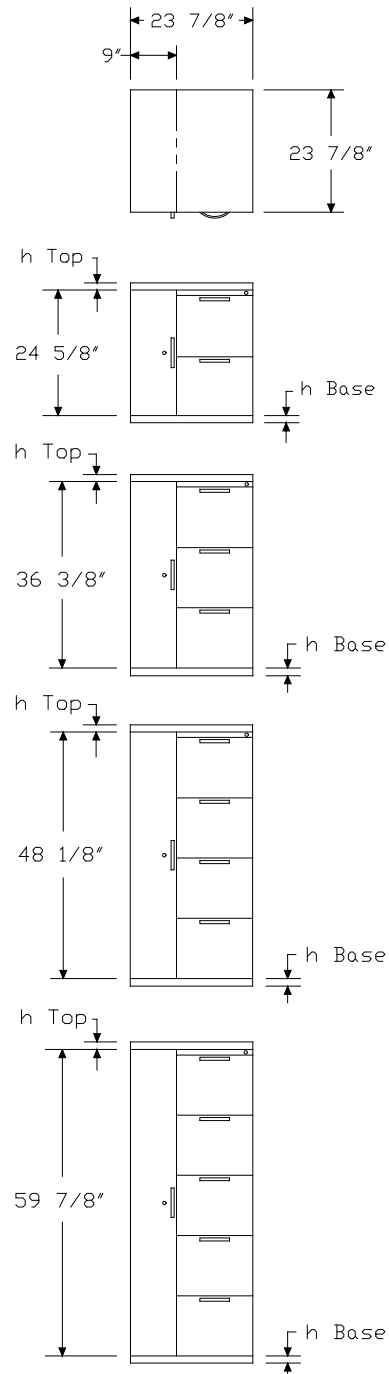
- Drawer divider (73-1567-D)
- File drawer organizer (73-9874-FDO)
- Pencil tray (73-1516-PT)
- Stationery tray (73-7082-SST)

All locks in unit are factory installed and are keyed alike within unit. For specific numbering choices, specify KA and order lock plugs separately.

See Keyed-Alike Information in Appendices.

The arc pull conforms to guidelines of the Americans with Disabilities Act (ADA).

Dimensions



Vertical Tower with Wardrobe, Arc

Pull *continued*

Specification Information			
Step 1.			
MTN			
Step 2. Height/Wardrobe Location			
1	24 ⁵ / ₈ " high, wardrobe left		
2	24 ⁵ / ₈ " high, wardrobe right		
3	36 ³ / ₈ " high, wardrobe left		
4	36 ³ / ₈ " high, wardrobe right		
5	48 ¹ / ₈ " high, wardrobe left		
6	48 ¹ / ₈ " high, wardrobe right		
7	59 ⁷ / ₈ " high, wardrobe left		
8	59 ⁷ / ₈ " high, wardrobe right		
Step 3. Front Material			
D.24	painted metal front		
A.24	veneer front A		
Step 4. Drawer Configuration/Lock Option			
For 24 ⁵ / ₈ " high, wardrobe left (1) or 24 ⁵ / ₈ " high, wardrobe right (2)			
R	file/file, 1 lock		
S	box/box/file, 1 lock		
For 36 ³ / ₈ " high, wardrobe left (3) or 36 ³ / ₈ " high, wardrobe right (4)			
T	file/file/file, 1 lock		
V	box/box/file/file, 1 lock		
For 48 ¹ / ₈ " high, wardrobe left (5) or 48 ¹ / ₈ " high, wardrobe right (6)			
W	file/file/file/file, 1 lock		
X	file/box/box/file/file, 1 lock		
For 59 ⁷ / ₈ " high, wardrobe left (7) or 59 ⁷ / ₈ " high, wardrobe right (8)			
Y	file/file/file/file/file, 1 lock		
Z	file/file/box/box/file/file, 1 lock		
Step 5. Paint/Steel Type			
S	smooth paint on smooth steel		
T	smooth paint on textured steel		
X	textured paint on smooth steel		
Prices for Steps 1-5.			
	S	T	X
MTN1D.24 R	\$1387	1438	1387
S	\$1440	1492	1440

MTN1A.24 R	\$2912	2964	2912
S	\$3020	3072	3020
MTN2D.24 R	\$1387	1438	1387
S	\$1440	1492	1440
MTN2A.24 R	\$2912	2964	2912
S	\$3020	3072	3020
MTN3D.24 T	\$1753	1804	1753
V	\$1806	1858	1806
MTN3A.24 T	\$3615	3666	3615
V	\$3724	3775	3724
MTN4D.24 T	\$1753	1804	1753
V	\$1806	1858	1806
MTN4A.24 T	\$3615	3666	3615
V	\$3724	3775	3724
MTN5D.24 W	\$2484	2535	2484
X	\$2537	2589	2537
MTN5A.24 W	\$4516	4568	4516
X	\$4624	4676	4624
MTN6D.24 W	\$2484	2535	2484
X	\$2537	2589	2537
MTN6A.24 W	\$4516	4568	4516
X	\$4624	4676	4624
MTN7D.24 Y	\$2851	2902	2851
Z	\$2904	2956	2904
MTN7A.24 Y	\$5017	5068	5017
Z	\$5126	5177	5126
MTN8D.24 Y	\$2851	2902	2851
Z	\$2904	2956	2904
MTN8A.24 Y	\$5017	5068	5017
Z	\$5126	5177	5126

Vertical Tower with Wardrobe, Arc Pull *continued*

Step 6. Surface Finish

Nonmetallic Paint

For smooth paint on smooth steel (S) or smooth paint on textured steel (T)

8Q	folkstone grey	+\$0
91	white	+\$0
98	studio white A	+\$0
9J	sparrow	+\$0
BU	black umber	+\$0
G2	graphite satin	+\$0
HF	inner tone light	+\$0
HT	inner tone	+\$0
LT	light tone	+\$0
LU	soft white	+\$0
MT	medium tone	+\$0
SG	slate grey	+\$0
WA	wheat	+\$0
WL	sandstone	+\$0

Metallic Paint

For smooth paint on smooth steel (S) or smooth paint on textured steel (T)

1209	platinum	+\$0
1210	hematite	+\$0
1212	bronzite	+\$0
CN	metallic champagne	+\$0
EH	metallic bronze	+\$0
MS	metallic silver	+\$0

Sand Texture Paint

For textured paint on smooth steel (X)

98	studio white A	+\$0
-----------	--------------------------------	------

Bright Sand Texture Paint

For textured paint on smooth steel (X)

91	white	+\$0
CL	cool grey neutral	+\$0
G1	graphite	+\$0
WN	warm grey neutral	+\$0

Step 7. Pull Finish

NH	brushed nickel	+\$0
NK	black nickel	+\$0

Step 8. Top

T1	1"-high squared-edge top	+\$0
T2	1 1/4"-high squared-edge top	+\$0
TF	1 1/4"-high wood veneer top A	+\$210
D1	6 1/2"-high full dome, side-to-side	+\$210
D2	6 1/2"-high full dome, front-to-back	+\$210
H1	6 1/2"-high half dome, sloping left	+\$210
H2	6 1/2"-high half dome, sloping right	+\$210
H3	6 1/2"-high half dome, sloping front	+\$210
H4	6 1/2"-high half dome, sloping back	+\$210
TV1	1 1/8"-high wood veneer top and wood composite edge with oversail front A	+\$315

Step 9.

Veneer Front Finish: Wood Veneer

For veneer front (A.24) with 1"-high squared-edge top (T1), 1 1/4"-high squared-edge top (T2), 6 1/2"-high full dome, side-to-side (D1), 6 1/2"-high full dome, front-to-back (D2), 6 1/2"-high half dome, sloping left (H1), 6 1/2"-high half dome, sloping right (H2), or 6 1/2"-high half dome, sloping front (H3), or 6 1/2"-high half dome, sloping back (H4)

2U	light brown walnut A	+\$66
40	dark brown walnut A	+\$66
ED	aged cherry A	+\$66
EK	medium red walnut A	+\$66
ET	clear on ash A	+\$66
EU	oak on ash A	+\$66
EV	walnut on ash A	+\$66
UL	natural maple A	+\$66
UX	walnut on cherry A	+\$66

Veneer Front/Top Finish: Wood Veneer

For veneer front (A.24) with 1 1/8"-high wood veneer top and wood composite edge with oversail front (TV1)

40	dark brown walnut A	+\$66
ED	aged cherry A	+\$66
EK	medium red walnut A	+\$66
ET	clear on ash A	+\$66
EU	oak on ash A	+\$66
EV	walnut on ash A	+\$66
UL	natural maple A	+\$66
UX	walnut on cherry A	+\$66

Vertical Tower with Wardrobe, Arc

Pull *continued*

Veneer Top Finish: Wood Veneer

For painted metal front (D.24) with 1¼"-high wood veneer top (TF)

2U	light brown walnut A	+\$24
40	dark brown walnut A	+\$24
ED	aged cherry A	+\$24
EK	medium red walnut A	+\$24
ET	clear on ash A	+\$24
EU	oak on ash A	+\$24
EV	walnut on ash A	+\$24
UL	natural maple A	+\$24
UX	walnut on cherry A	+\$24

Veneer Top Finish: Wood Veneer

For painted metal front (D.24) with 1⅛"-high wood veneer top and wood composite edge with oversail front (TV₁)

40	dark brown walnut A	+\$24
ED	aged cherry A	+\$24
EK	medium red walnut A	+\$24
ET	clear on ash A	+\$24
EU	oak on ash A	+\$24
EV	walnut on ash A	+\$24
UL	natural maple A	+\$24
UX	walnut on cherry A	+\$24

Veneer Front/Top Finish: Wood Veneer

For veneer front (A.24) with 1¼"-high wood veneer top (TF)

ET	clear on ash A	+\$66
EU	oak on ash A	+\$66
EV	walnut on ash A	+\$66
2U	light brown walnut A	+\$66
40	dark brown walnut A	+\$66
ED	aged cherry A	+\$66
EK	medium red walnut A	+\$66
UL	natural maple A	+\$66
UX	walnut on cherry A	+\$66

Step 10. Base Height

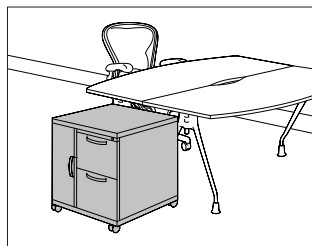
B1	1"-high base	+\$0
B2	1½"-high base	+\$0
B3	2¼"-high base	+\$0
B4	3¼"-high base	+\$0
B5	4¼"-high base	+\$30

Step 11. Lock

For file/file, 1 lock (R), file/file/file, 1 lock (T), file/file/file/file, 1 lock (W), file/file/file/file/file, 1 lock (Y), box/box/file, 1 lock (S), box/box/file/file, 1 lock (V), file/box/box/file/file, 1 lock (X), or file/file/box/box/file/file, 1 lock (Z)

KA	keyed alike	-\$10
KC	keyed differently, chrome	+\$0
KD	keyed differently, black	+\$0

Mobile Vertical Tower with Wardrobe, Arc Pull



MTC1A.
MTC1D.
MTC2A.
MTC2D.
MTC3A.
MTC3D.
MTC4A.
MTC4D.
MTC5A.

MTC5D.
MTC6A.
MTC6D.

Product Information

Description

This 24"-wide mobile storage tower is available in 3 heights and has a wardrobe on 1 side and drawers on the other side. It is available in smooth or textured steel with a metal or veneer top, arc pulls, and painted metal or veneer fronts. The 5½"-high caster base includes a 1½"-high metal frame with 4 4"-diameter casters; 2 casters include a brake. A counterweight is included in all towers.

The towers have a 9"-wide wardrobe/briefcase storage area and a lock. Letter-width file drawers include a file compressor; box drawers include an adjustable metal divider. 1 lock controls all drawers. The 24"-high tower has a wardrobe area for storage of personal items or a briefcase; the 36"-high tower has a coat hook for shorter-length coats or sweaters; the 48"-high tower has a side-to-side coat rod for coats and jackets. All wardrobes include a lock.

Notes

Front-facing filing module is the reference point when specifying location of wardrobe and orientation of full- or half-dome top.

Casters must be field installed.

2 box drawers may be specified in place of 1 file drawer in predetermined locations.

Dimensional illustrations do not include all possible configurations.

For veneer-front tower, fascia strip is also veneer.

Grain direction is vertical for veneer-front towers.

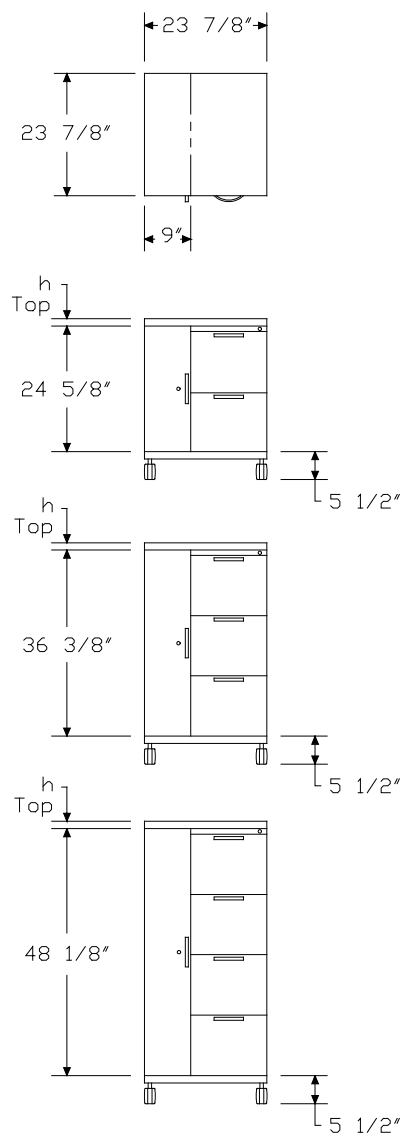
Order optional accessories separately:

- Drawer divider (73-1567-D)
- File drawer organizer (73-9874-FDO)
- Pencil tray (73-1516-PT)
- Stationery tray (73-7082-SST)

All locks in unit are factory installed and are keyed alike within unit. For specific numbering choices, specify KA and order lock plugs separately. See Keyed-Alike Information in Appendices.

The arc pull conforms to guidelines of the Americans with Disabilities Act (ADA).

Dimensions



Mobile Vertical Tower with Wardrobe, Arc Pull *continued*

Specification Information	
Step 1.	
MTC	
Step 2. Height/Wardrobe Location	
1	24 ⁵ / ₈ " high, wardrobe left
2	24 ⁵ / ₈ " high, wardrobe right
3	36 ³ / ₈ " high, wardrobe left
4	36 ³ / ₈ " high, wardrobe right
5	48 ¹ / ₈ " high, wardrobe left
6	48 ¹ / ₈ " high, wardrobe right
Step 3. Front Material	
D.24	painted metal front
A.24	veneer front A
Step 4. Drawer Configuration/Lock Option	
For 24 ⁵ / ₈ " high, wardrobe left (1) or 24 ⁵ / ₈ " high, wardrobe right (2)	
R	file/file, 1 lock
S	box/box/file, 1 lock
For 36 ³ / ₈ " high, wardrobe left (3) or 36 ³ / ₈ " high, wardrobe right (4)	
T	file/file/file, 1 lock
V	box/box/file/file, 1 lock
For 48 ¹ / ₈ " high, wardrobe left (5) or 48 ¹ / ₈ " high, wardrobe right (6)	
W	file/file/file/file, 1 lock
X	file/box/box/file/file, 1 lock
Step 5. Paint/Steel Type	
S	smooth paint on smooth steel
T	smooth paint on textured steel
X	textured paint on smooth steel

Prices for Steps 1-5.

	S	T	X
MTC1D.24 R	\$1590	1641	1590
S	\$1642	1694	1642
MTC1A.24 R	\$3113	3165	3113
S	\$3223	3275	3223
MTC2D.24 R	\$1590	1641	1590
S	\$1642	1694	1642

MTC2A.24 R	\$3113	3165	3113
S	\$3223	3275	3223
MTC3D.24 T	\$1957	2009	1957
V	\$2010	2062	2010
MTC3A.24 T	\$3819	3870	3819
V	\$3927	3978	3927
MTC4D.24 T	\$1957	2009	1957
V	\$2010	2062	2010
MTC4A.24 T	\$3819	3870	3819
V	\$3927	3978	3927
MTC5D.24 W	\$2688	2739	2688
X	\$2742	2794	2742
MTC5A.24 W	\$4721	4772	4721
X	\$4829	4881	4829
MTC6D.24 W	\$2688	2739	2688
X	\$2742	2794	2742
MTC6A.24 W	\$4721	4772	4721
X	\$4829	4881	4829

Step 6. Surface Finish

Nonmetallic Paint

For smooth paint on smooth steel (S) or smooth paint on textured steel (T)

8Q	folkstone grey	+\$0
91	white	+\$0
98	studio white A	+\$0
9J	sparrow	+\$0
BU	black umber	+\$0
G2	graphite satin	+\$0
HF	inner tone light	+\$0
HT	inner tone	+\$0
LT	light tone	+\$0
LU	soft white	+\$0
MT	medium tone	+\$0
SG	slate grey	+\$0
WA	wheat	+\$0
WL	sandstone	+\$0

Mobile Vertical Tower with Wardrobe, Arc Pull *continued*

Metallic Paint

For smooth paint on smooth steel (S) or smooth paint on textured steel (T)

1209	platinum	+\$0
1210	hematite	+\$0
1212	bronzite	+\$0
CN	metallic champagne	+\$0
EH	metallic bronze	+\$0
MS	metallic silver	+\$0

Sand Texture Paint

For textured paint on smooth steel (X)

98	studio white A	+\$0
-----------	--	------

Bright Sand Texture Paint

For textured paint on smooth steel (X)

91	white	+\$0
CL	cool grey neutral	+\$0
G1	graphite	+\$0
WN	warm grey neutral	+\$0

Step 7. Pull Finish

NH	brushed nickel	+\$0
NK	black nickel	+\$0

Step 8. Top

T1	1"-high squared-edge top	+\$0
T2	1 $\frac{1}{4}$ "-high squared-edge top	+\$0
TF	1 $\frac{1}{4}$ "-high wood veneer top A	+\$210
D1	6 $\frac{1}{2}$ "-high full dome, side-to-side	+\$210
D2	6 $\frac{1}{2}$ "-high full dome, front-to-back	+\$210
H1	6 $\frac{1}{2}$ "-high half dome, sloping left	+\$210
H2	6 $\frac{1}{2}$ "-high half dome, sloping right	+\$210
H3	6 $\frac{1}{2}$ "-high half dome, sloping front	+\$210
H4	6 $\frac{1}{2}$ "-high half dome, sloping back	+\$210
TV1	1 $\frac{1}{8}$ "-high wood veneer top and wood composite edge with oversail front A	+\$315

Step 9.

Veneer Front Finish: Wood Veneer

For 1"-high squared-edge top (T1), 1 $\frac{1}{4}$ "-high squared-edge top (T2), 6 $\frac{1}{2}$ "-high full dome, side-to-side (D1), 6 $\frac{1}{2}$ "-high full dome, front-to-back (D2), 6 $\frac{1}{2}$ "-high half dome, sloping left (H1), 6 $\frac{1}{2}$ "-high half dome, sloping right (H2), 6 $\frac{1}{2}$ "-high half dome, sloping front (H3), or 6 $\frac{1}{2}$ "-high half dome, sloping back (H4)

2U	light brown walnut A	+\$66
40	dark brown walnut A	+\$66
ED	aged cherry A	+\$66
EK	medium red walnut A	+\$66
ET	clear on ash A	+\$66
EU	oak on ash A	+\$66
EV	walnut on ash A	+\$66
UL	natural maple A	+\$66
UX	walnut on cherry A	+\$66

Veneer Front/Top Finish: Wood Veneer

For 1 $\frac{1}{8}$ "-high wood veneer top and wood composite edge with oversail front (TV1)

40	dark brown walnut	+\$66
ED	aged cherry	+\$66
EK	medium red walnut	+\$66
ET	clear on ash A	+\$66
EU	oak on ash A	+\$66
EV	walnut on ash A	+\$66
UL	natural maple	+\$66
UX	walnut on cherry	+\$66

Veneer Top Finish: Wood Veneer

For 1 $\frac{1}{8}$ "-high wood veneer top and wood composite edge with oversail front (TV1)

40	dark brown walnut A	+\$24
ED	aged cherry A	+\$24
EK	medium red walnut A	+\$24
ET	clear on ash A	+\$24
EU	oak on ash A	+\$24
EV	walnut on ash A	+\$24
UL	natural maple A	+\$24
UX	walnut on cherry A	+\$24

Mobile Vertical Tower with Wardrobe, Arc Pull *continued*

Veneer Top Finish: Wood Veneer

For 1 $\frac{1}{4}$ "-high wood veneer top (TF)

2U	light brown walnut <input type="checkbox"/>	+\$24
40	dark brown walnut <input type="checkbox"/>	+\$24
ED	aged cherry <input type="checkbox"/>	+\$24
EK	medium red walnut <input type="checkbox"/>	+\$24
ET	clear on ash <input type="checkbox"/>	+\$24
EU	oak on ash <input type="checkbox"/>	+\$24
EV	walnut on ash <input type="checkbox"/>	+\$24
UL	natural maple <input type="checkbox"/>	+\$24
UX	walnut on cherry <input type="checkbox"/>	+\$24

Veneer Top Finish: Wood Veneer

For 1 $\frac{1}{4}$ "-high wood veneer top (TF)

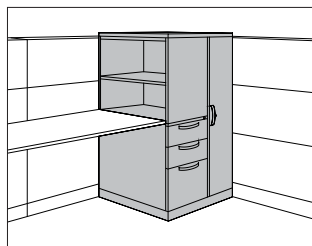
2U	light brown walnut <input type="checkbox"/>	+\$66
40	dark brown walnut <input type="checkbox"/>	+\$66
ED	aged cherry <input type="checkbox"/>	+\$66
EK	medium red walnut <input type="checkbox"/>	+\$66
ET	clear on ash <input type="checkbox"/>	+\$66
EU	oak on ash <input type="checkbox"/>	+\$66
EV	walnut on ash <input type="checkbox"/>	+\$66
UL	natural maple <input type="checkbox"/>	+\$66
UX	walnut on cherry <input type="checkbox"/>	+\$66

Step 10. Lock

For file/file, 1 lock (R), file/file/file, 1 lock (T), file/file/file/file, 1 lock (W),
box/box/file, 1 lock (S), box/box/file/file, 1 lock (V), or
file/box/box/file/file, 1 lock (X)

KA	keyed alike	-\$10
KC	keyed differently, chrome	+\$0
KD	keyed differently, black	+\$0
KA	keyed alike	-\$10

Vertical Tower with Wardrobe and Side-Facing Bookcase, Arc Pull



MTB1A.
MTB1D.
MTB2A.
MTB2D.
MTB3A.
MTB3D.
MTB4A.
MTB4D.
MTB5A.

MTB5D.
MTB6A.
MTB6D.

Product Information

Description

This freestanding storage tower has a wardrobe and modules for display materials, binders, filing materials, and personal items. It is available in 3 heights and has a wardrobe on 1 side and a side-facing bookcase and drawers on the other side. The tower is available in smooth or textured steel. The tower has a metal or veneer top, arc pulls, and painted metal or veneer fronts. 5 base heights are available; all bases include adjustable glides.

The 24"-wide tower has a 9"-wide wardrobe; the 30"-wide tower has a 15"-wide wardrobe. Both wardrobes include a side-to-side coat rod and lock. Letter-width file drawers include a file compressor; box drawers include an adjustable metal divider. 1 lock controls all drawers.

The 23½"-high bookcase includes 1 adjustable shelf to create openings for 1 row of binders and 1 row of display material. The 26¼"- and 27⅝"-high bookcases include 1 adjustable shelf to create openings for 2 rows of binders or display materials. The 35¼"-high bookcase includes 2 adjustable shelves to create openings for 2 rows of binders and 1 row of display materials. The 39⅜"-high bookcase includes 2 adjustable shelves to create openings for 3 rows of binders. Shelves adjust in 1¼" increments.

Notes

Front-facing filing module is the reference point when specifying location of wardrobe and orientation of full- or half-dome top.

When specifying tower with 2 file drawers (R) and aligning bookcase with standard 29"-high work surface, specify 3¼"-high base (B4).

2 box drawers may be specified in place of 1 file drawer in predetermined locations.

Dimensional illustrations do not include all possible configurations.

For veneer-front tower, bookcase end panel (which faces front) and fascia are metal. Doors and drawers are veneer.

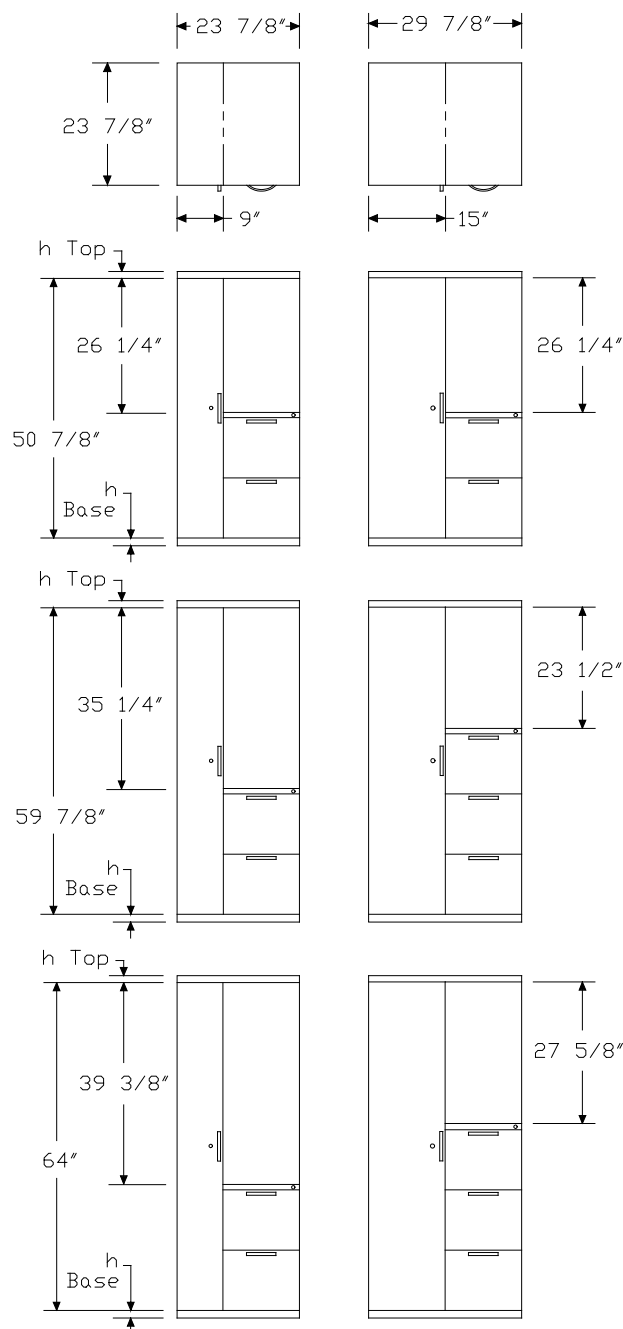
Grain direction is vertical for veneer-front towers.

Order optional accessories separately:

- Adjustable shelf for side-facing bookcase (MTAS.A)
- Drawer divider (73-1567-D)
- File drawer organizer (73-9874-FDO)
- Pencil tray (73-1516-PT)
- Stationery tray (73-7082-SST)

All locks in unit are factory installed and are keyed alike within unit. For specific numbering choices, specify KA and order lock plugs separately. See Keyed-Alike Information in Appendices.

Dimensions



Vertical Tower with Wardrobe and Side-Facing Bookcase, Arc Pull

continued

Specification Information			
Step 1.			
MTB			
Step 2. Height/Wardrobe Location			
1	50 ⁷ / ₈ " high, wardrobe left		
2	50 ⁷ / ₈ " high, wardrobe right		
3	59 ⁷ / ₈ " high, wardrobe left		
4	59 ⁷ / ₈ " high, wardrobe right		
5	64" high, wardrobe left		
6	64" high, wardrobe right		
Step 3. Front Material			
D.	painted metal front		
A.	veneer front A		
Step 4. Width			
24	24" wide		
30	30" wide		
Step 5. Drawer Configuration			
For 50 ⁷ / ₈ " high, wardrobe left (1) or 50 ⁷ / ₈ " high, wardrobe right (2)			
RF	file/file		
SF	box/box/file		
For 59 ⁷ / ₈ " high, wardrobe left (3), 59 ⁷ / ₈ " high, wardrobe right (4), 64" high, wardrobe left (5), or 64" high, wardrobe right (6)			
RF	file/file		
SF	box/box/file		
TF	file/file/file		
VF	box/box/file/file		
Step 6. Paint/Steel Type			
S	smooth paint on smooth steel		
T	smooth paint on textured steel		
X	textured paint on smooth steel		
Prices for Steps 1-6.			
	S	T	X
MTB1D.24 RF	\$2222	2274	2222
SF	\$2277	2328	2277
30 RF	\$2244	2295	2244
SF	\$2296	2348	2296

	S	T	X
MTB1A.24 RF	\$4016	4068	4016
SF	\$4127	4178	4127
30 RF	\$4139	4191	4139
SF	\$4248	4300	4248
	S	T	X
MTB2D.24 RF	\$2222	2274	2222
SF	\$2277	2328	2277
30 RF	\$2244	2295	2244
SF	\$2296	2348	2296
	S	T	X
MTB2A.24 RF	\$4016	4068	4016
SF	\$4127	4178	4127
30 RF	\$4139	4191	4139
SF	\$4248	4300	4248
	S	T	X
MTB3D.24 RF	\$2248	2299	2248
SF	\$2303	2354	2303
TF	\$2444	2495	2444
VF	\$2499	2551	2499
30 RF	\$2265	2317	2265
SF	\$2320	2372	2320
TF	\$2465	2517	2465
VF	\$2517	2569	2517
	S	T	X
MTB3A.24 RF	\$4280	4332	4280
SF	\$4388	4440	4388
TF	\$4681	4732	4681
VF	\$4789	4840	4789
30 RF	\$4399	4450	4399
SF	\$4508	4559	4508
TF	\$4800	4852	4800
VF	\$4909	4961	4909
	S	T	X
MTB4D.24 RF	\$2248	2299	2248
SF	\$2303	2354	2303
TF	\$2444	2495	2444
VF	\$2499	2551	2499
30 RF	\$2265	2317	2265
SF	\$2320	2372	2320
TF	\$2465	2517	2465
VF	\$2517	2569	2517

Vertical Tower with Wardrobe and Side-Facing Bookcase, Arc Pull

continued

	S	T	X
MTB4A.24 RF	\$4280	4332	4280
SF	\$4388	4440	4388
TF	\$4681	4732	4681
VF	\$4789	4840	4789
30 RF	\$4399	4450	4399
SF	\$4508	4559	4508
TF	\$4800	4852	4800
VF	\$4909	4961	4909
	S	T	X
MTB5D.24 RF	\$2309	2360	2309
SF	\$2361	2413	2361
TF	\$2505	2557	2505
VF	\$2560	2612	2560
30 RF	\$2327	2379	2327
SF	\$2382	2433	2382
TF	\$2527	2579	2527
VF	\$2580	2631	2580
	S	T	X
MTB5A.24 RF	\$4477	4528	4477
SF	\$4584	4635	4584
TF	\$4878	4929	4878
VF	\$4986	5037	4986
30 RF	\$4596	4648	4596
SF	\$4705	4756	4705
TF	\$4997	5049	4997
VF	\$5106	5158	5106
	S	T	X
MTB6D.24 RF	\$2309	2360	2309
SF	\$2361	2413	2361
TF	\$2505	2557	2505
VF	\$2560	2612	2560
30 RF	\$2327	2379	2327
SF	\$2382	2433	2382
TF	\$2527	2579	2527
VF	\$2580	2631	2580
	S	T	X
MTB6A.24 RF	\$4477	4528	4477
SF	\$4584	4635	4584
TF	\$4878	4929	4878
VF	\$4986	5037	4986

30 RF	\$4596	4648	4596
SF	\$4705	4756	4705
TF	\$4997	5049	4997
VF	\$5106	5158	5106

Step 7. Surface Finish

Nonmetallic Paint

For smooth paint on smooth steel (S) or smooth paint on textured steel (T)

8Q	folkstone grey	+\$0
91	white	+\$0
98	studio white A	+\$0
9J	sparrow	+\$0
BU	black umber	+\$0
G2	graphite satin	+\$0
HF	inner tone light	+\$0
HT	inner tone	+\$0
LT	light tone	+\$0
LU	soft white	+\$0
MT	medium tone	+\$0
SG	slate grey	+\$0
WA	wheat	+\$0
WL	sandstone	+\$0

Metallic Paint

For smooth paint on smooth steel (S) or smooth paint on textured steel (T)

1209	platinum	+\$0
1210	hematite	+\$0
1212	bronzite	+\$0
CN	metallic champagne	+\$0
EH	metallic bronze	+\$0
MS	metallic silver	+\$0

Sand Texture Paint

For textured paint on smooth steel (X)

98	studio white A	+\$0
-----------	-----------------------------	------

Bright Sand Texture Paint

For textured paint on smooth steel (X)

91	white	+\$0
CL	cool grey neutral	+\$0
G1	graphite	+\$0
WN	warm grey neutral	+\$0

Vertical Tower with Wardrobe and Side-Facing Bookcase, Arc Pull

continued

Step 8. Pull Finish			
NH	brushed nickel		+\$0
NK	black nickel		+\$0

Step 9. Top					
		D.24	A.24	D.30	A.30
T1	1"-high squared-edge top	+\$0	0	0	0
T2	1 1/4"-high squared-edge top	+\$0	0	0	0
TF	1 1/4"-high wood veneer top A	+\$210	210	231	231
D1	6 1/2"-high full dome, side-to-side	+\$210	210	231	231
D2	6 1/2"-high full dome, front-to-back	+\$210	210	231	231
H1	6 1/2"-high half dome, sloping left	+\$210	210	231	231
H2	6 1/2"-high half dome, sloping right	+\$210	210	231	231
H3	6 1/2"-high half dome, sloping front	+\$210	210	231	231
H4	6 1/2"-high half dome, sloping back	+\$210	210	231	231
TV1	1 1/8"-high wood veneer top and wood composite edge with oversail front A	+\$315	315	315	315

Step 10.

Veneer Front Finish: Wood Veneer			
<i>For 1"-high squared-edge top (T1), 1 1/4"-high squared-edge top (T2), 6 1/2"-high full dome, side-to-side (D1), 6 1/2"-high full dome, front-to-back (D2), 6 1/2"-high half dome, sloping left (H1), 6 1/2"-high half dome, sloping right (H2), 6 1/2"-high half dome, sloping front (H3), or 6 1/2"-high half dome, sloping back (H4)</i>			
2U	light brown walnut A		+\$106
40	dark brown walnut A		+\$106
ED	aged cherry A		+\$106
EK	medium red walnut A		+\$106
ET	clear on ash A		+\$106
EU	oak on ash A		+\$106
EV	walnut on ash A		+\$106
UL	natural maple A		+\$106
UX	walnut on cherry A		+\$106

Veneer Front/Top Finish: Wood Veneer			
<i>For 1 1/8"-high wood veneer top and wood composite edge with oversail front (TV1)</i>			
40	dark brown walnut A		+\$106
ED	aged cherry A		+\$106
EK	medium red walnut A		+\$106
ET	clear on ash A		+\$106
EU	oak on ash A		+\$106
EV	walnut on ash A		+\$106
UL	natural maple A		+\$106
UX	walnut on cherry A		+\$106

Veneer Top Finish: Wood Veneer			
<i>For 1 1/4"-high wood veneer top (TF)</i>			
2U	light brown walnut A		+\$24
40	dark brown walnut A		+\$24
ED	aged cherry A		+\$24
EK	medium red walnut A		+\$24
ET	clear on ash A		+\$24
EU	oak on ash A		+\$24
EV	walnut on ash A		+\$24
UL	natural maple A		+\$24
UX	walnut on cherry A		+\$24

Veneer Top Finish: Wood Veneer			
<i>For 1 1/8"-high wood veneer top and wood composite edge with oversail front (TV1)</i>			
40	dark brown walnut A		+\$24
ED	aged cherry A		+\$24
EK	medium red walnut A		+\$24
ET	clear on ash A		+\$24
EU	oak on ash A		+\$24
EV	walnut on ash A		+\$24
UL	natural maple A		+\$24
UX	walnut on cherry A		+\$24

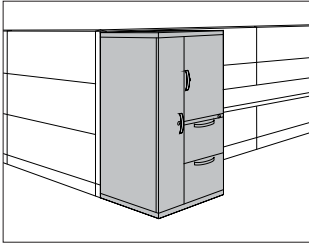
Veneer Front/Top Finish: Wood Veneer			
<i>For 1 1/4"-high wood veneer top (TF)</i>			
2U	light brown walnut A		+\$106
40	dark brown walnut A		+\$106
ED	aged cherry A		+\$106
EK	medium red walnut A		+\$106
ET	clear on ash A		+\$106
EU	oak on ash A		+\$106
EV	walnut on ash A		+\$106
UL	natural maple A		+\$106
UX	walnut on cherry A		+\$106

Vertical Tower with Wardrobe and Side-Facing Bookcase, Arc Pull

continued

Step 11. Base Height		
B1	1"-high base	+\$0
B2	1½"-high base	+\$0
B3	2¼"-high base	+\$0
B4	3¼"-high base	+\$0
B5	4¼"-high base	+\$30
Step 12. Lock		
KA	keyed alike	-\$10
KC	keyed differently, chrome	+\$0
KD	keyed differently, black	+\$0

Vertical Tower with Wardrobe and Storage Case, Arc Pull



MTV1A.
MTV1D.
MTV2A.
MTV2D.
MTV3A.
MTV3D.
MTV4A.
MTV4D.
MTV5A.

MTV5D.
MTV6A.
MTV6D.

Product Information

Description

This freestanding storage tower has a wardrobe and modules for display materials, binders, filing materials, and personal items. It is available in 3 heights and has a wardrobe on 1 side and a storage case and drawers on the other side. Storage cases have 1 locking metal door or 1 nonlocking translucent door. The translucent door has a painted aluminum frame. Drawers, wardrobe, and storage case doors have arc pulls and painted metal or veneer fronts. The tower is available in smooth or textured steel with a metal or veneer top. 5 base heights are available; all bases include adjustable glides.

The 24"-wide tower has a 9"-wide wardrobe; the 30"-wide tower has a 15"-wide wardrobe. Both wardrobes include a side-to-side coat rod and lock. Letter-width file drawers include a file compressor; box drawers include an adjustable metal divider.

The 23½"-high storage case includes 1 adjustable shelf to create openings for 1 row of binders and 1 row of display material. The 26¼"- and 27⅝"-high storage cases include 1 adjustable shelf to create openings for 2 rows of binders or display materials. The 35¼"-high storage case includes 2 adjustable shelves to create openings for 2 rows of binders and 1 row of display materials. The 39⅜"-high storage case includes 2 adjustable shelves to create openings for 3 rows of binders. Shelves adjust in 1¼" increments.

Notes

Front-facing filing module is the reference point when specifying location of wardrobe and orientation of full- or half-dome top.

2 box drawers may be specified in place of 1 file drawer in predetermined locations.

Dimensional illustrations do not include all possible configurations.

For veneer-front tower, fascia strip is also veneer.

Grain direction is vertical for veneer-front towers.

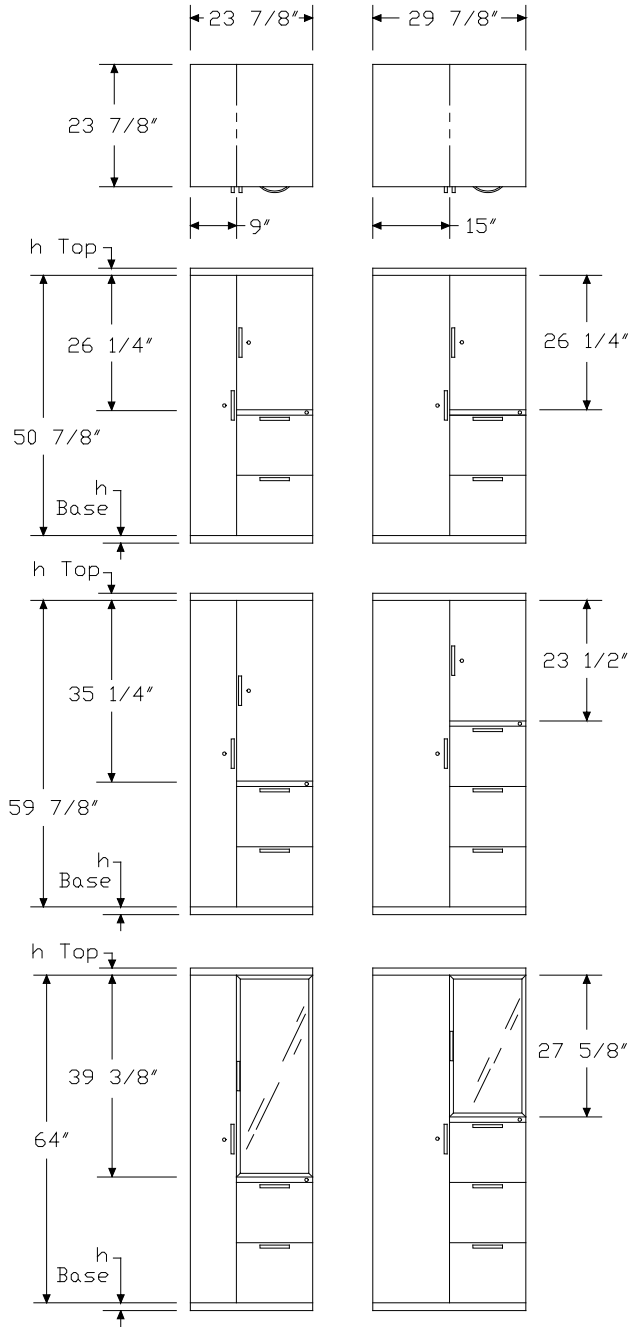
Order optional accessories separately:

- Adjustable shelf for storage case (MTAS.B)
- Drawer divider (73-1567-D)
- File drawer organizer (73-9874-FDO)
- Pencil tray (73-1516-PT)
- Stationery tray (73-7082-SST)

All locks in unit are factory installed and are keyed alike within the unit.

For specific numbering choices, specify KA and order lock plugs separately. See Keyed-Alike Information in Appendices.

Dimensions



Vertical Tower with Wardrobe and Storage Case, Arc Pull *continued*

Specification Information	
Step 1.	
MTV	
Step 2. Height/Wardrobe Location	
1	50 ⁷ / ₈ " high, wardrobe left
2	50 ⁷ / ₈ " high, wardrobe right
3	59 ⁷ / ₈ " high, wardrobe left
4	59 ⁷ / ₈ " high, wardrobe right
5	64" high, wardrobe left
6	64" high, wardrobe right
Step 3. Front Material	
D.	painted metal front
A.	veneer front A
Step 4. Width	
24	24" wide
30	30" wide
Step 5. Drawer Configuration	
<i>For 50⁷/₈" high, wardrobe left (1) or 50⁷/₈" high, wardrobe right (2)</i>	
R	file/file
S	box/box/file
<i>For 59⁷/₈" high, wardrobe left (3), 59⁷/₈" high, wardrobe right (4), 64" high, wardrobe left (5), or 64" high, wardrobe right (6)</i>	
R	file/file
S	box/box/file
T	file/file/file
V	box/box/file/file
Step 6. Storage Case Door	
<i>For painted metal front (D.)</i>	
F	painted metal door
C	clear translucent door A
D	frosted translucent door A
<i>For veneer front (A.)</i>	
F	veneer door
C	clear translucent door A
D	frosted translucent door A

Step 7. Paint/Steel Type							
S	smooth paint on smooth steel						
T	smooth paint on textured steel						
X	textured paint on smooth steel						
Prices for Steps 1-7.							
		FS	FT	FX	FS	FT	FX
MTV1D.24	R	\$2455	2506	2455	2455	2506	2455
	S	\$2510	2561	2510	2510	2561	2510
	30 R	\$2475	2526	2475	2475	2526	2475
	S	\$2530	2582	2530	2530	2582	2530
		CS	CT	CX	DS	DT	DX
MTV1D.24	R	\$2795	2846	2795	2795	2846	2795
	S	\$2849	2901	2849	2849	2901	2849
	30 R	\$2813	2865	2813	2813	2865	2813
	S	\$2865	2916	2865	2865	2916	2865
		FS	FT	FX	FS	FT	FX
MTV1A.24	R	\$4252	4252	4252	4252	4252	4252
	S	\$4362	4362	4362	4362	4362	4362
	30 R	\$4371	4422	4371	4371	4422	4371
	S	\$4480	4531	4480	4480	4531	4480
		CS	CT	CX	DS	DT	DX
MTV1A.24	R	\$4465	4465	4465	4465	4465	4465
	S	\$4573	4573	4573	4573	4573	4573
	30 R	\$4585	4637	4585	4585	4637	4585
	S	\$4695	4747	4695	4695	4747	4695
		FS	FT	FX	FS	FT	FX
MTV2D.24	R	\$2455	2506	2455	2455	2506	2455
	S	\$2510	2561	2510	2510	2561	2510
	30 R	\$2475	2526	2475	2475	2526	2475
	S	\$2530	2582	2530	2530	2582	2530
		CS	CT	CX	DS	DT	DX
MTV2D.24	R	\$2795	2846	2795	2795	2846	2795
	S	\$2849	2901	2849	2849	2901	2849
	30 R	\$2813	2865	2813	2813	2865	2813
	S	\$2865	2916	2865	2865	2916	2865
		FS	FT	FX	FS	FT	FX
MTV2A.24	R	\$4252	4252	4252	4252	4252	4252
	S	\$4362	4362	4362	4362	4362	4362
	30 R	\$4371	4422	4371	4371	4422	4371
	S	\$4480	4531	4480	4480	4531	4480

Vertical Tower with Wardrobe and Storage Case, Arc Pull *continued*

Meridian® Vertical Storage Towers

		CS	CT	CX	DS	DT	DX
MTV2A.24	R	\$4465	4465	4465	4465	4465	4465
	S	\$4573	4573	4573	4573	4573	4573
30	R	\$4585	4637	4585	4585	4637	4585
	S	\$4695	4747	4695	4695	4747	4695
		FS	FT	FX	FS	FT	FX
MTV3D.24	R	\$2480	2531	2480	2480	2531	2480
	S	\$2534	2586	2534	2534	2586	2534
	T	\$2650	2701	2650	2650	2701	2650
	V	\$2705	2757	2705	2705	2757	2705
30	R	\$2499	2551	2499	2499	2551	2499
	S	\$2555	2606	2555	2555	2606	2555
	T	\$2668	2720	2668	2668	2720	2668
	V	\$2721	2772	2721	2721	2772	2721
		CS	CT	CX	DS	DT	DX
MTV3D.24	R	\$2819	2870	2819	2819	2870	2819
	S	\$2873	2925	2873	2873	2925	2873
	T	\$2987	3039	2987	2987	3039	2987
	V	\$3041	3093	3041	3041	3093	3041
30	R	\$2838	2890	2838	2838	2890	2838
	S	\$2890	2941	2890	2890	2941	2890
	T	\$3005	3057	3005	3005	3057	3005
	V	\$3060	3111	3060	3060	3111	3060
		FS	FT	FX	FS	FT	FX
MTV3A.24	R	\$4512	4512	4512	4512	4512	4512
	S	\$4620	4620	4620	4620	4620	4620
	T	\$4885	4885	4885	4885	4885	4885
	V	\$4992	4992	4992	4992	4992	4992
30	R	\$4632	4684	4632	4632	4684	4632
	S	\$4741	4792	4741	4741	4792	4741
	T	\$5007	5059	5007	5007	5059	5007
	V	\$5114	5166	5114	5114	5166	5114
		CS	CT	CX	DS	DT	DX
MTV3A.24	R	\$4726	4726	4726	4726	4726	4726
	S	\$4833	4833	4833	4833	4833	4833
	T	\$5097	5097	5097	5097	5097	5097
	V	\$5204	5204	5204	5204	5204	5204
30	R	\$4845	4896	4845	4845	4896	4845
	S	\$4954	5005	4954	4954	5005	4954
	T	\$5216	5268	5216	5216	5268	5216
	V	\$5325	5376	5325	5325	5376	5325

		FS	FT	FX	FS	FT	FX
MTV4D.24	R	\$2480	2531	2480	2480	2531	2480
	S	\$2534	2586	2534	2534	2586	2534
30	R	\$2499	2551	2499	2499	2551	2499
	S	\$2555	2606	2555	2555	2606	2555
MTV4D.24	R	\$2819	2870	2819	2819	2870	2819
	S	\$2873	2925	2873	2873	2925	2873
30	R	\$2838	2890	2838	2838	2890	2838
	S	\$2890	2941	2890	2890	2941	2890
		FS	FT	FX	FS	FT	FX
MTV4A.24	R	\$4512	4512	4512	4512	4512	4512
	S	\$4620	4620	4620	4620	4620	4620
	T	\$4885	4885	4885	4885	4885	4885
	V	\$4992	4992	4992	4992	4992	4992
30	R	\$4632	4684	4632	4632	4684	4632
	S	\$4741	4792	4741	4741	4792	4741
	T	\$5007	5059	5007	5007	5059	5007
	V	\$5114	5166	5114	5114	5166	5114
		CS	CT	CX	DS	DT	DX
MTV4A.24	R	\$4726	4726	4726	4726	4726	4726
	S	\$4833	4833	4833	4833	4833	4833
	T	\$5097	5097	5097	5097	5097	5097
	V	\$5204	5204	5204	5204	5204	5204
30	R	\$4845	4896	4845	4845	4896	4845
	S	\$4954	5005	4954	4954	5005	4954
	T	\$5216	5268	5216	5216	5268	5216
	V	\$5325	5376	5325	5325	5376	5325
		FS	FT	FX	FS	FT	FX
MTV5D.24	R	\$2540	2592	2540	2540	2592	2540
	S	\$2596	2648	2596	2596	2648	2596
	T	\$2711	2763	2711	2711	2763	2711
	V	\$2764	2815	2764	2764	2815	2764

Vertical Tower with Wardrobe and Storage Case, Arc Pull *continued*

30 R	\$2560	2612	2560	2560	2612	2560
S	\$2613	2664	2613	2613	2664	2613
T	\$2731	2783	2731	2731	2783	2731
V	\$2785	2836	2785	2785	2836	2785
	CS	CT	CX	DS	DT	DX
MTV5D.24 R	\$2879	2931	2879	2879	2931	2879
S	\$2934	2985	2934	2934	2985	2934
T	\$3047	3099	3047	3047	3099	3047
V	\$3101	3152	3101	3101	3152	3101
30 R	\$2896	2947	2896	2896	2947	2896
S	\$2951	3006	2951	2951	3003	2951
T	\$3067	3118	3067	3067	3118	3067
V	\$3120	3172	3120	3120	3172	3120
	FS	FT	FX	FS	FT	FX
MTV5A.24 R	\$4709	4709	4709	4709	4709	4709
S	\$4818	4818	4818	4818	4818	4818
T	\$5080	5080	5080	5080	5080	5080
V	\$5190	5190	5190	5190	5190	5190
30 R	\$4830	4882	4830	4830	4882	4830
S	\$4939	4991	4939	4939	4991	4939
T	\$5202	5253	5202	5202	5253	5202
V	\$5310	5362	5310	5310	5362	5310
	CS	CT	CX	DS	DT	DX
MTV5A.24 R	\$4921	4921	4921	4921	4921	4921
S	\$5032	5032	5032	5032	5032	5032
T	\$5293	5293	5293	5293	5293	5293
V	\$5399	5399	5399	5399	5399	5399
30 R	\$5042	5094	5042	5042	5094	5042
S	\$5149	5201	5149	5149	5201	5149
T	\$5413	5465	5413	5413	5465	5413
V	\$5521	5573	5521	5521	5573	5521
	FS	FT	FX	FS	FT	FX
MTV6D.24 R	\$2540	2592	2540	2540	2592	2540
S	\$2596	2648	2596	2596	2648	2596
T	\$2711	2763	2711	2711	2763	2711
V	\$2764	2815	2764	2764	2815	2764
30 R	\$2560	2612	2560	2560	2612	2560
S	\$2613	2664	2613	2613	2664	2613
T	\$2731	2783	2731	2731	2783	2731
V	\$2785	2836	2785	2785	2836	2785

	CS	CT	CX	DS	DT	DX
MTV6D.24 R	\$2879	2931	2879	2879	2931	2879
S	\$2934	2985	2934	2934	2985	2934
T	\$3047	3099	3047	3047	3099	3047
V	\$3101	3152	3101	3101	3152	3101
30 R	\$2896	2947	2896	2896	2947	2896
S	\$2951	3006	2951	2951	3003	2951
T	\$3067	3118	3067	3067	3118	3067
V	\$3120	3172	3120	3120	3172	3120
	FS	FT	FX	FS	FT	FX
MTV6A.24 R	\$4709	4709	4709	4709	4709	4709
S	\$4818	4818	4818	4818	4818	4818
T	\$5080	5080	5080	5080	5080	5080
V	\$5190	5190	5190	5190	5190	5190
30 R	\$4830	4882	4830	4830	4882	4830
S	\$4939	4991	4939	4939	4991	4939
T	\$5202	5253	5202	5202	5253	5202
V	\$5310	5362	5310	5310	5362	5310
	CS	CT	CX	DS	DT	DX
MTV6A.24 R	\$4921	4921	4921	4921	4921	4921
S	\$5032	5032	5032	5032	5032	5032
T	\$5293	5293	5293	5293	5293	5293
V	\$5399	5399	5399	5399	5399	5399
30 R	\$5042	5094	5042	5042	5094	5042
S	\$5149	5201	5149	5149	5201	5149
T	\$5413	5465	5413	5413	5465	5413
V	\$5521	5573	5521	5521	5573	5521

Vertical Tower with Wardrobe and Storage Case, Arc Pull *continued*

Step 8. Surface Finish

Nonmetallic Paint

For smooth paint on smooth steel (S) or smooth paint on textured steel (T)

8Q	folkstone grey	+\$0
98	studio white A	+\$0
91	white	+\$0
9J	sparrow	+\$0
BU	black umber	+\$0
G2	graphite satin	+\$0
HF	inner tone light	+\$0
HT	inner tone	+\$0
LT	light tone	+\$0
LU	soft white	+\$0
MT	medium tone	+\$0
SG	slate grey	+\$0
WA	wheat	+\$0
WL	sandstone	+\$0

Metallic Paint

For smooth paint on smooth steel (S) or smooth paint on textured steel (T)

1209	platinum	+\$0
1210	hematite	+\$0
1212	bronzite	+\$0
CN	metallic champagne	+\$0
EH	metallic bronze	+\$0
MS	metallic silver	+\$0

Sand Texture Paint

For textured paint on smooth steel (X)

98	studio white A	+\$0
-----------	--------------------------------	------

Bright Sand Texture Paint

For textured paint on smooth steel (X)

91	white	+\$0
CL	cool grey neutral	+\$0
G1	graphite	+\$0
WN	warm grey neutral	+\$0

Step 9. Pull Finish

NH	brushed nickel	+\$0
NK	black nickel	+\$0

Step 10. Top

		D.24	D.30	A.24	A.30
T1	1"-high squared-edge top	+\$0	0	0	0
T2	1 1/4"-high squared-edge top	+\$0	0	0	0
TF	1 1/4"-high wood veneer top A	+\$210	210	231	231
D1	6 1/2"-high full dome, side-to-side	+\$210	210	231	231
D2	6 1/2"-high full dome, front-to-back	+\$210	210	231	231
H1	6 1/2"-high half dome, sloping left	+\$210	210	231	231
H2	6 1/2"-high half dome, sloping right	+\$210	210	231	231
H3	6 1/2"-high half dome, sloping front	+\$210	210	231	231
H4	6 1/2"-high half dome, sloping back	+\$210	210	231	231
TV1	1 1/8"-high wood veneer top and wood composite edge with oversail front A	+\$315	315	315	315

Step 11.

Veneer Front Finish: Wood Veneer

For 1"-high squared-edge top (T1), 1 1/4"-high squared-edge top (T2), 6 1/2"-high full dome, side-to-side (D1), 6 1/2"-high full dome, front-to-back (D2), 6 1/2"-high half dome, sloping left (H1), 6 1/2"-high half dome, sloping right (H2), 6 1/2"-high half dome, sloping front (H3), or 6 1/2"-high half dome, sloping back (H4)

2U	light brown walnut A	+\$106
40	dark brown walnut A	+\$106
ED	aged cherry A	+\$106
EK	medium red walnut A	+\$106
ET	clear on ash A	+\$106
EU	oak on ash A	+\$106
EV	walnut on ash A	+\$106
UL	natural maple A	+\$106
UX	walnut on cherry A	+\$106

Vertical Tower with Wardrobe and Storage Case, Arc Pull *continued*

Veneer Top Finish: Wood Veneer

For 1 1/4"-high wood veneer top (TF)

2U	light brown walnut <input type="checkbox"/>	+\$24
40	dark brown walnut <input type="checkbox"/>	+\$24
ED	aged cherry <input type="checkbox"/>	+\$24
EK	medium red walnut <input type="checkbox"/>	+\$24
ET	clear on ash <input type="checkbox"/>	+\$24
EU	oak on ash <input type="checkbox"/>	+\$24
EV	walnut on ash <input type="checkbox"/>	+\$24
UL	natural maple <input type="checkbox"/>	+\$24
UX	walnut on cherry <input type="checkbox"/>	+\$24

Veneer Front/Top Finish: Wood Veneer

For 1 1/8"-high wood veneer top and wood composite edge with oversail front (TV1)

40	dark brown walnut <input type="checkbox"/>	+\$106
ED	aged cherry <input type="checkbox"/>	+\$106
EK	medium red walnut <input type="checkbox"/>	+\$106
ET	clear on ash <input type="checkbox"/>	+\$106
EU	oak on ash <input type="checkbox"/>	+\$106
EV	walnut on ash <input type="checkbox"/>	+\$106
UL	natural maple <input type="checkbox"/>	+\$106
UX	walnut on cherry <input type="checkbox"/>	+\$106

Veneer Top Finish: Wood Veneer

For 1 1/8"-high wood veneer top and wood composite edge with oversail front (TV1)

40	dark brown walnut <input type="checkbox"/>	+\$24
ED	aged cherry <input type="checkbox"/>	+\$24
EK	medium red walnut <input type="checkbox"/>	+\$24
ET	clear on ash <input type="checkbox"/>	+\$24
EU	oak on ash <input type="checkbox"/>	+\$24
EV	walnut on ash <input type="checkbox"/>	+\$24
UL	natural maple <input type="checkbox"/>	+\$24
UX	walnut on cherry <input type="checkbox"/>	+\$24

Veneer Front/Top Finish: Wood Veneer

For 1 1/4"-high wood veneer top (TF)

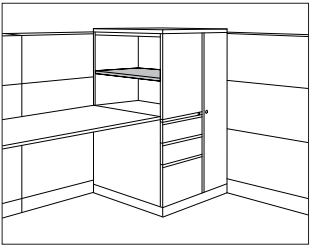
2U	light brown walnut <input type="checkbox"/>	+\$106
40	dark brown walnut <input type="checkbox"/>	+\$106
ED	aged cherry <input type="checkbox"/>	+\$106
EK	medium red walnut <input type="checkbox"/>	+\$106
ET	clear on ash <input type="checkbox"/>	+\$106
EU	oak on ash <input type="checkbox"/>	+\$106
EV	walnut on ash <input type="checkbox"/>	+\$106
UL	natural maple <input type="checkbox"/>	+\$106
UX	walnut on cherry <input type="checkbox"/>	+\$106

Step 12. Base Height

B1	1"-high base	+\$0
B2	1 1/2"-high base	+\$0
B3	2 1/4"-high base	+\$0
B4	3 1/4"-high base	+\$0
B5	4 1/4"-high base	+\$30

Step 13. Lock

KA	keyed alike	-\$10
KC	keyed differently, chrome	+\$0
KD	keyed differently, black	+\$0



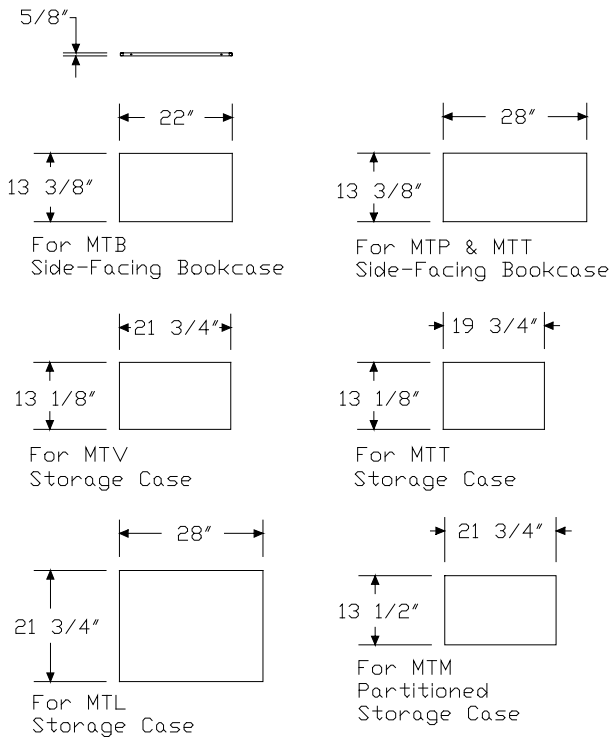
Meridian® Storage Tower Components

Product Information

Description

This shelf fits into a vertical or lateral tower to store books, binders, and other items. It adjusts in 1 1/4" increments.

Dimensions



Specification Information

Step 1.

MTAS.

Step 2. Usage

- A for MTB side-facing bookcase
- B for MTV storage case
- C for MTL storage case
- D for MTP or MTT side-facing bookcase
- E for MTT storage case
- F for MTM partitioned storage case

Prices for Steps 1-2.

MTAS. A	\$71
B	\$71
C	\$71
D	\$71
E	\$71
F	\$71

Step 3. Paint/Steel Type

SS	smooth paint on smooth steel	+\$0
XS	textured paint on smooth steel	+\$0

Step 4. Surface Finish

Nonmetallic Paint

For smooth paint on smooth steel (SS)

8Q	folkstone grey	+\$0
91	white	+\$0
98	studio white A	+\$0
9J	sparrow	+\$0
BU	black umber	+\$0
G2	graphite satin	+\$0
HF	inner tone light	+\$0
HT	inner tone	+\$0
LT	light tone	+\$0
LU	soft white	+\$0
MT	medium tone	+\$0
SG	slate grey	+\$0
WA	wheat	+\$0
WL	sandstone	+\$0

Adjustable Shelf *continued*

Metallic Paint

For smooth paint on smooth steel (SS)

1209	platinum	+\$0
1210	hematite	+\$0
1212	bronzite	+\$0
CN	metallic champagne	+\$0
EH	metallic bronze	+\$0
MS	metallic silver	+\$0

Sand Texture Paint

For textured paint on smooth steel (XS)

98	studio white A	+\$0
-----------	--	------

Bright Sand Texture Paint

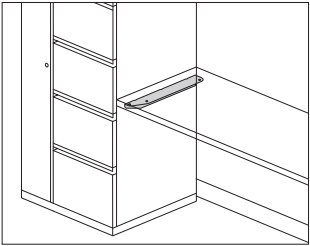
For textured paint on smooth steel (XS)

91	white	+\$0
CL	cool grey neutral	+\$0
G1	graphite	+\$0
WN	warm grey neutral	+\$0

Meridian® Vertical Tower

MTAB.

Attachment Bracket



Product Information

Description

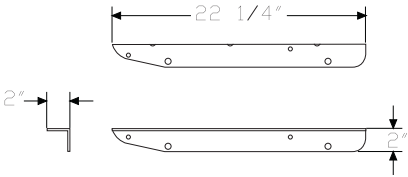
This bracket attaches to the side of a Meridian vertical storage tower to support 1 end of a 24" deep surface, eliminating the need for a support leg or cantilever. Finish is black. Attachment hardware included.

Notes

Bracket must attach to the pedestal side of storage tower.

Bracket does not provide support for a panel or frame.

Dimensions



Specification Information

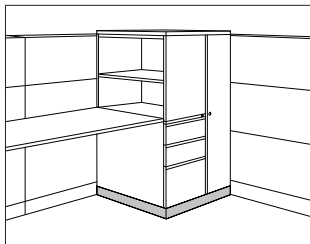
Step 1.

MTAB. \$41

Meridian® Storage Tower Components

Tower Base

MTB1.
MTB2.
MTB3.
MTB4.
MTB5.

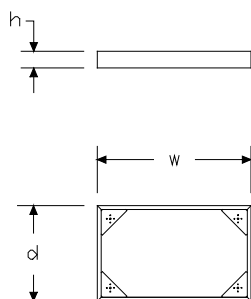


Product Information

Description

This metal base is retrofit to a vertical or lateral tower and provides a different height base. Attachment hardware is included.

Dimensions



Specification Information

Step 1.

MTB

Step 2. Height

1. 1" high
2. 1½" high
3. 2¼" high
4. 3¼" high
5. 4¼" high

Step 3. Width/Depth

- 2424** 24" wide x 24" deep
3024 30" wide x 24" deep
3030 30" wide x 30" deep
3624 36" wide x 24" deep
4224 42" wide x 24" deep

Prices for Steps 1-3.

MTB1.	2424	\$91
	3024	\$91
	3030	\$102
	3624	\$102
	4224	\$118
<hr/>		
MTB2.	2424	\$91
	3024	\$91
	3030	\$102
	3624	\$102
	4224	\$118
<hr/>		
MTB3.	2424	\$91
	3024	\$91
	3030	\$102
	3624	\$102
	4224	\$118
<hr/>		
MTB4.	2424	\$91
	3024	\$91
	3030	\$102
	3624	\$102
	4224	\$118

MTB5.	2424	\$129
	3024	\$129
	3030	\$144
	3624	\$144
	4224	\$157

Step 4. Paint/Steel Type

SS	smooth paint on smooth steel	+\$0
XS	textured paint on smooth steel	+\$0

Step 5. Surface Finish

Nonmetallic Paint

For smooth paint on smooth steel (SS)

8Q	folkstone grey	+\$0
91	white	+\$0
98	studio white <input type="checkbox"/>	+\$0
9J	sparrow	+\$0
BU	black umber	+\$0
G2	graphite satin	+\$0
HF	inner tone light	+\$0
HT	inner tone	+\$0
LT	light tone	+\$0
LU	soft white	+\$0
MT	medium tone	+\$0
SG	slate grey	+\$0
WA	wheat	+\$0
WL	sandstone	+\$0

Metallic Paint

For smooth paint on smooth steel (SS)

1209	platinum	+\$0
1210	hematite	+\$0
1212	bronzite	+\$0
CN	metallic champagne	+\$0
EH	metallic bronze	+\$0
MS	metallic silver	+\$0

Sand Texture Paint

For textured paint on smooth steel (XS)

98	studio white <input type="checkbox"/>	+\$0
-----------	---------------------------------------	------

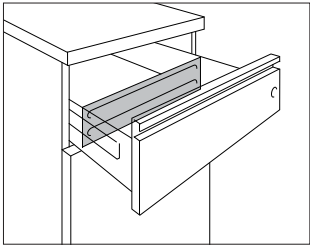
Bright Sand Texture Paint

For textured paint on smooth steel (XS)

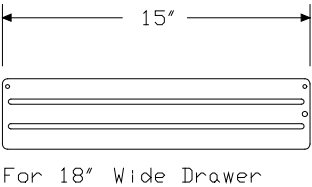
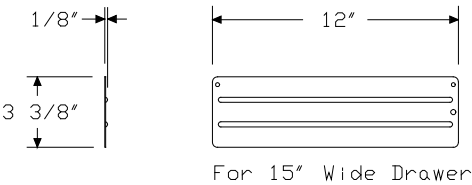
91	white	+\$0
CL	cool grey neutral	+\$0
G1	graphite	+\$0
WN	warm grey neutral	+\$0

Drawer Divider for Box Drawer,
Meridian® Pedestal

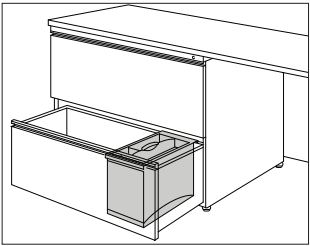
73-15
73-18



Product Information
<p>Description</p> <p>This adjustable divider is used in a box drawer. The 12"-wide divider fits in a 15"-wide box drawer; the 15"-wide divider fits in an 18"-wide box drawer. Finish is black umber.</p>
<p>Notes</p> <p>Drawer divider cannot be used in Tu® pedestals or Quadrant® pedestals. For 5000 Series furniture, drawer divider can be used in standard-, bevel-, or contour-pull pedestals.</p>
Dimensions



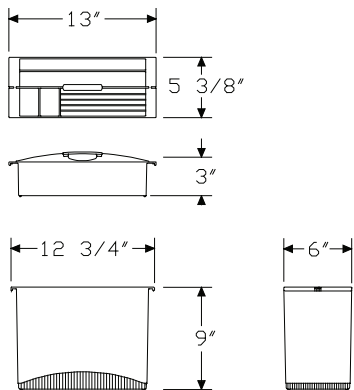
Specification Information
<p>Step 1.</p> <p>73-</p>
<p>Step 2. Width</p> <p>1567-D for 15"-wide drawer (for Meridian® pedestals and 5000 Series furniture)</p> <p>1867-D for 18"-wide drawer (for Meridian® pedestals)</p>
<p>Prices for Steps 1-2.</p> <p>73-1567-D \$15</p> <p>73-1867-D \$18</p>



Product Information

Description
This 2-sectioned organizer fits into any file drawer arranged for letter-size filing. The removable top section stores computer disks and other small items. The bottom section stores larger items or can be divided into 3 compartments; it includes 2 vertical dividers. Finish is black umber.

Dimensions

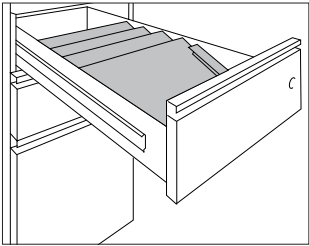


Specification Information

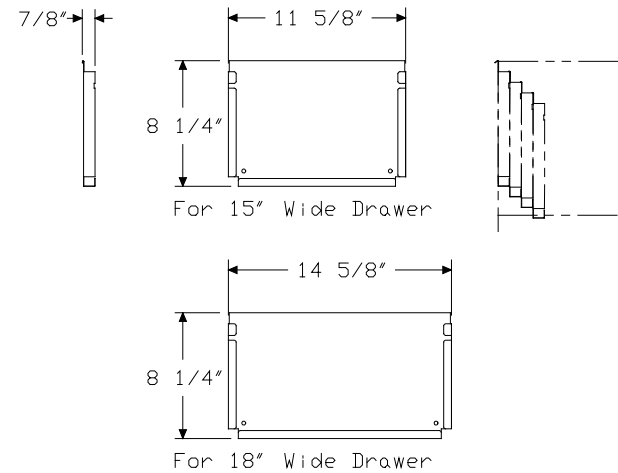
Step 1.
LG901 \$79

Stationery Tray for Box Drawer,
Meridian® Pedestal

73-70



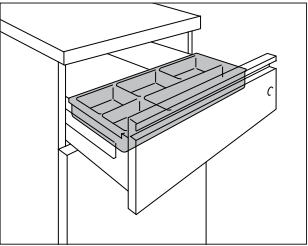
Product Information
<p>Description</p> <p>This sectioned tray stores envelopes, stationery, and forms in a box drawer. The 12"-wide tray fits in a 15"-wide box drawer; the 15"-wide tray fits in an 18"-wide box drawer. Finish is black umber.</p>
<p>Notes</p> <p>Stationery tray cannot be used in Tu® pedestals or Quadrant® pedestals. For 5000 Series furniture, stationery tray can be used in standard-, bevel-, or contour-pull pedestals.</p>
Dimensions



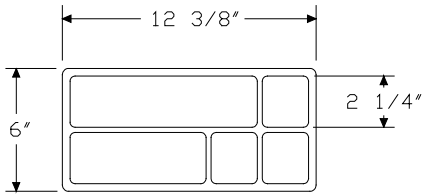

Specification Information	
Step 1.	
73-7082-	
Step 2. Width	
SST	for 15"-wide drawer (for Meridian® pedestals and 5000 Series furniture)
SST-SP	for 18"-wide drawer (for Meridian® pedestals)
Prices for Steps 1-2.	
73-7082- SST	\$107
SST-SP	\$119

Pencil Tray for Box Drawer,
Meridian® Pedestal

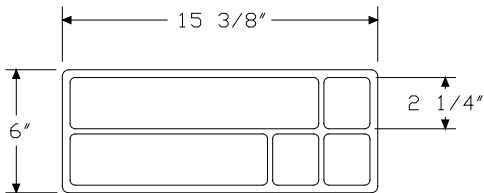
73-15
73-18



Product Information
Description
This plastic drawer stores pencils and other small items in a box drawer. The 12"-wide pencil tray fits in a 15"-wide box drawer; the 15"-wide pencil tray fits in an 18"-wide box drawer. Finish is black amber.
Notes
Pencil tray cannot be used in Tu® pedestals or Quadrant® pedestals. For 5000 Series furniture, pencil tray can be used in standard-, bevel-, or contour-pull pedestals.
Dimensions



For 15" Wide Drawers

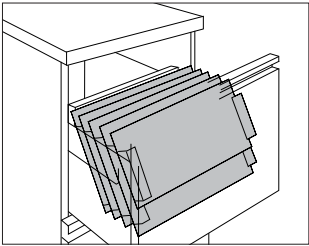


For 18" Wide Drawers

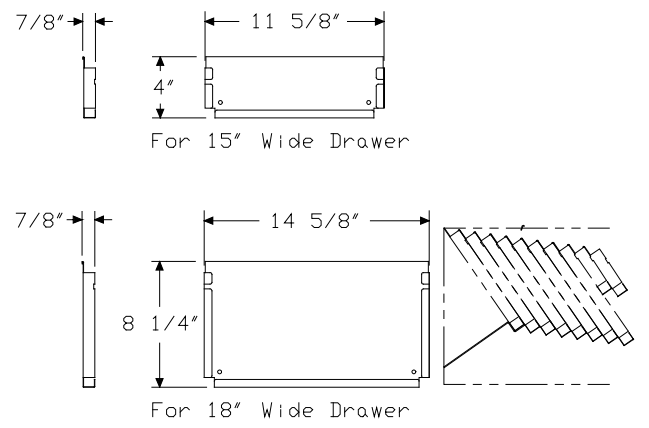
Specification Information	
Step 1.	
73-	
Step 2. Width	
1516-PT	for 15"-wide drawer (for Meridian® pedestals and 5000 Series furniture)
1816-PT	for 18"-wide drawer (for Meridian® pedestals)
Prices for Steps 1-2.	
73-1516-PT	\$21
73-1816-PT	\$24

File Drawer Organizer, Meridian®
Pedestal

73-98



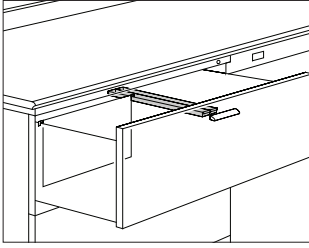
Product Information
<p>Description</p> <p>This sectioned organizer stores letter-size stationery and papers in a file drawer. The 12"-wide organizer fits in a 15"-wide file drawer; the 15"-wide organizer fits in an 18"-wide file drawer. Finish is black umber.</p>
<p>Notes</p> <p>File drawer organizer cannot be used in Tu® pedestals or Quadrant® pedestals.</p> <p>For 5000 Series furniture, file drawer organizer can be used in standard-, bevel-, or contour-pull pedestals.</p>
Dimensions



Specification Information	
Step 1.	
73-9874-	
Step 2. Width	
FDO	for 15"-wide drawer (for Meridian® pedestals and 5000 Series furniture)
FDO-SP	for 18"-wide drawer (for Meridian® pedestals)
Prices for Steps 1-2.	
73-9874- FDO	\$189
FDO-SP	\$227

Front-to-Back Filing Rail, Meridian® Stackable™ Lateral File

9P001
9P002
9P361
9P362



Product Information

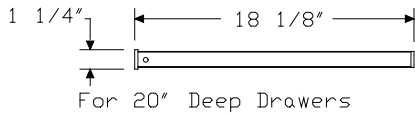
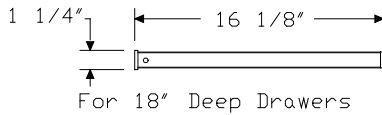

Description

This filing rail holds letter-size hanging folders for front-to-back filing. The 16" rail is used in an 18"-deep Meridian® lateral file drawer. The 18" rail is used in the file drawer of a Meridian Stackable Storage™ cabinet bottom module, 20"-deep Meridian lateral file, or Meridian lateral storage tower.

Notes

Front-to-back filing rail cannot be used in Tu® or Quadrant® lateral file drawers.

Dimensions



Specification Information

Step 1.

9P

Step 2. Width

00 for 30"- or 42"-wide drawers
36 for 36"-wide drawers

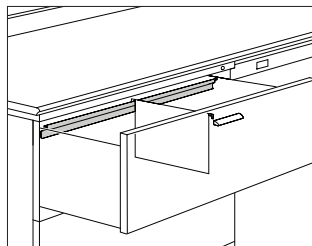
Step 3. Depth

18	18" deep
20	20" deep

Prices for Steps 1-3.

9P0018	\$28
9P0020	\$28
9P3618	\$28
9P3620	\$28

Side-to-Side Filing Rail, Meridian® Stackable™ Lateral File



9R124
9R130
9R136
9R142
9R224
9R230
9R236
9R242

Product Information

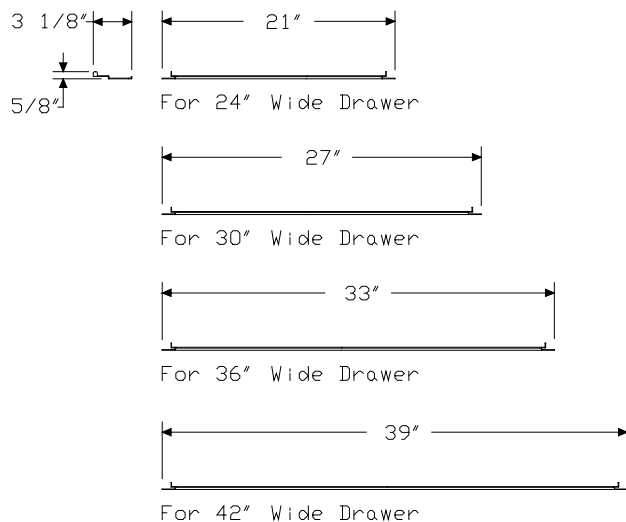
Description

This filing rail holds letter- or legal-size hanging folders for side-to-side filing. The 21"-wide rail is used in the file drawer of a 24"-wide Meridian® Stackable Storage™ cabinet bottom module. The 27"-wide rail is used in the file drawer of a 30"-wide Meridian Stackable Storage cabinet bottom module, Meridian lateral file, or Meridian lateral storage tower. The 33"-wide rail is used in the file drawer of a 36"-wide Meridian lateral file. The 39"-wide rail is used in the file drawer of a 42"-wide Meridian lateral file.

Notes

Side-to-side filing rail cannot be used in Tu® or Quadrant® lateral file drawers.

Dimensions



Specification Information

Step 1.

9R

Step 2. Quantity

1	1 filing rail
2	2 filing rails

Step 3. Width

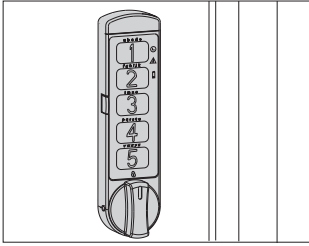
2400	for 24"-wide drawers
3000	for 30"-wide drawers
3600	for 36"-wide drawers
4200	for 42"-wide drawers

Prices for Steps 1-3.

9R12400	\$21
9R13000	\$21
9R13600	\$21
9R14200	\$21
9R22400	\$41
9R23000	\$41
9R23600	\$41
9R24200	\$41

Keyless Lock

MKL-H
MKL-V
MKS-H
MKS-V



Product Information

Description

This keyless lock replaces an existing cam lock and is available in 2 mode options. Locker mode allows for a temporary code to be entered for each use, and station mode allows for repeated use with the same code. Multiple orientation options allow the keyless lock to be used with a variety of products.

Notes

Replacement battery is a 3-volt lithium CR2032 battery.

Actual lock dimensions are 3.86"W×1.00"H×0.39"D.

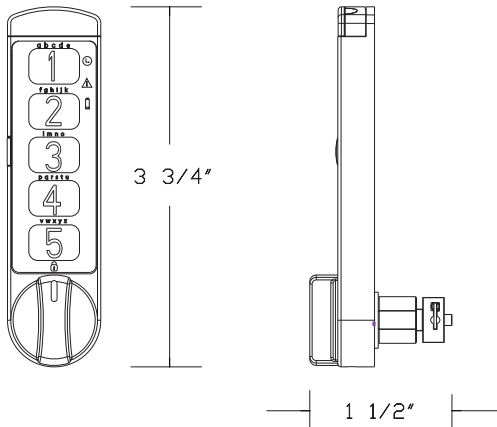
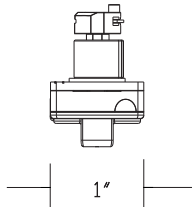
Meridian® standard pull 2600 series, the Tu® metal pedestal, and some Tu metal lateral files will not accommodate the width of the keyless lock.

Order the following products separately:

- Control key fob (MKL-CKF)
- User key fob (MKL-UKF)

This keyless lock can be found under the Meridian® product line code of MS.

Dimensions



Specification Information

Step 1.

MK ☐

Step 2. Mode

L- locker mode ☐

S- station mode ☐

Step 3. Orientation

HL horizontal, keypad facing left ☐

HR horizontal, keypad facing right ☐

VU vertical, keypad facing up ☐

VD vertical, keypad facing down ☐

Prices for Steps 1-3.

MKL-HL	\$203
MKL-HR	\$203
MKL-VU	\$203
MKL-VD	\$203
MKS-HL	\$203
MKS-HR	\$203
MKS-VU	\$203
MKS-VD	\$203

Step 4. Finish

OI silver <input type="checkbox"/>	+\$0
BK black <input type="checkbox"/>	+\$0

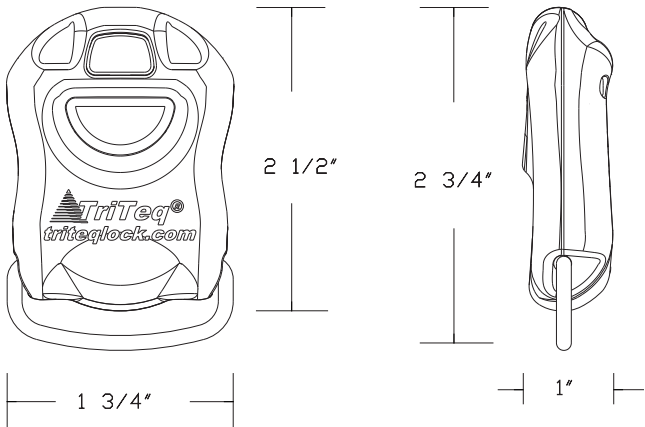
Keyless Lock, Control Key Fob

MKL-C



Product Information
Description
This key fob opens the keyless lock without using the numeric keypad.
Notes
Order the following products separately:
<ul style="list-style-type: none">• Keyless lock (MK)• User key fob (MKL-UKF)
This keyless lock, control key fob can be found under the Meridian® product line code of MS.
Dimensions

Specification Information
Step 1.
MKL-CKF A
\$173

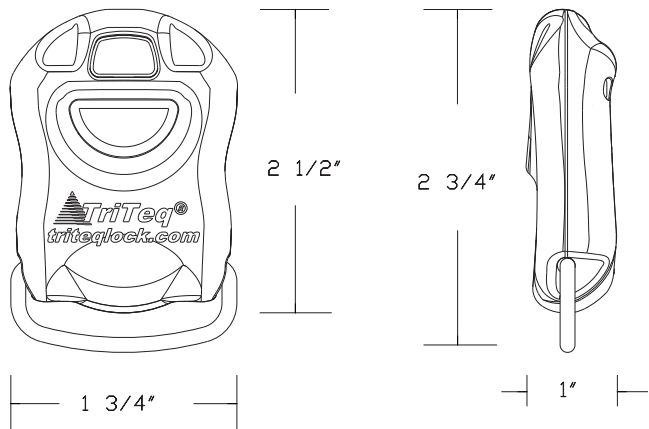




Product Information
Description
This key fob opens the keyless lock without using the numeric keypad.

Notes
Order the following products separately:
• Keyless lock (MK)
• Control key fob (MKL-CKF)
This keyless lock, user key fob can be found under the Meridian® product line code of MS.

Dimensions



Specification Information
Step 1.
MKL-UKF A
\$173

Index by Product Name

Meridian® Storage Towers	
Adjustable Shelf	page(s) 90
Drawer Divider for Box Drawer, Meridian® Pedestal	95
File Drawer Organizer	96
File Drawer Organizer, Meridian® Pedestal	99
Front-to-Back Filing Rail, Meridian® Stackable™ Lateral File	100
Keyless Lock	102
Keyless Lock, Control Key Fob	103
Keyless Lock, User Key Fob	104
Meridian® Vertical Tower Attachment Bracket	92
Mobile Vertical Tower with Wardrobe, Arc Pull	75
Mobile Vertical Tower with Wardrobe, Bar Pull	23
Mobile Vertical Tower with Wardrobe, Bevel Pull	41
Mobile Vertical Tower with Wardrobe, Sloped Pull	56
Mobile Vertical Tower with Wardrobe, Standard Pull	8
Pencil Tray for Box Drawer, Meridian® Pedestal	98
Side-to-Side Filing Rail, Meridian® Stackable™ Lateral File	101
Stationery Tray for Box Drawer, Meridian® Pedestal	97
Tower Base	93
Vertical Tower with Wardrobe and Side-Facing Bookcase, Arc Pull	79
Vertical Tower with Wardrobe and Side-Facing Bookcase, Bar Pull	27
Vertical Tower with Wardrobe and Side-Facing Bookcase, Bevel Pull	44
Vertical Tower with Wardrobe and Side-Facing Bookcase, Sloped Pull	60
Vertical Tower with Wardrobe and Side-Facing Bookcase, Standard Pull	11
Vertical Tower with Wardrobe and Storage Case, Arc Pull	84
Vertical Tower with Wardrobe and Storage Case, Bar Pull	32
Vertical Tower with Wardrobe and Storage Case, Bevel Pull	48
Vertical Tower with Wardrobe and Storage Case, Sloped Pull	65
Vertical Tower with Wardrobe and Storage Case, Standard Pull	15
Vertical Tower with Wardrobe, Arc Pull	71
Vertical Tower with Wardrobe, Bar Pull	19
Vertical Tower with Wardrobe, Bevel Pull	38
Vertical Tower with Wardrobe, Sloped Pull	52
Vertical Tower with Wardrobe, Standard Pull	5

Index by Product Number

73-15	Drawer Divider for Box Drawer, Meridian® Pedestal	page(s) 95
73-15	Pencil Tray for Box Drawer, Meridian® Pedestal	98
73-18	Drawer Divider for Box Drawer, Meridian® Pedestal	95
73-18	Pencil Tray for Box Drawer, Meridian® Pedestal	98
73-70	Stationery Tray for Box Drawer, Meridian® Pedestal	97
73-98	File Drawer Organizer, Meridian® Pedestal	99
9P001	Front-to-Back Filing Rail, Meridian® Stackable™ Lateral File	100
9P002		
9P361		
9P362		
9R124	Side-to-Side Filing Rail, Meridian® Stackable™ Lateral File	101
9R130		
9R136		
9R142		
9R224		
9R230		
9R236		
9R242		
LG901	File Drawer Organizer	96
MKL-C	Keyless Lock, Control Key Fob	103
MKL-H	Keyless Lock	102
MKL-U	Keyless Lock, User Key Fob	104
MKL-V	Keyless Lock	102
MKS-H		
MKS-V		
MTAB.	Meridian® Vertical Tower Attachment Bracket	92
MTAS.	Adjustable Shelf	90
MTB1.	Tower Base	93
MTB14.	Vertical Tower with Wardrobe and Side-Facing Bookcase, Bevel Pull	44
MTB16.	Vertical Tower with Wardrobe and Side-Facing Bookcase, Standard Pull	11
MTB1A.	Vertical Tower with Wardrobe and Side-Facing Bookcase, Arc Pull	79
MTB1D.		
MTB1P.	Vertical Tower with Wardrobe and Side-Facing Bookcase, Sloped Pull	60
MTB1V.		
MTB2.	Tower Base	93
MTB24.	Vertical Tower with Wardrobe and Side-Facing Bookcase, Bevel Pull	44
MTB26.	Vertical Tower with Wardrobe and Side-Facing Bookcase, Standard Pull	11
MTB2A.	Vertical Tower with Wardrobe and Side-Facing Bookcase, Arc Pull	79
MTB2D.		

MTB2P.	Vertical Tower with Wardrobe and Side-Facing Bookcase, Sloped Pull	60
MTB2V.		
MTB3.	Tower Base	93
MTB34.	Vertical Tower with Wardrobe and Side-Facing Bookcase, Bevel Pull	44
MTB36.	Vertical Tower with Wardrobe and Side-Facing Bookcase, Standard Pull	11
MTB3A.	Vertical Tower with Wardrobe and Side-Facing Bookcase, Arc Pull	79
MTB3D.		
MTB3P.	Vertical Tower with Wardrobe and Side-Facing Bookcase, Sloped Pull	60
MTB3V.		
MTB4.	Tower Base	93
MTB44.	Vertical Tower with Wardrobe and Side-Facing Bookcase, Bevel Pull	44
MTB46.	Vertical Tower with Wardrobe and Side-Facing Bookcase, Standard Pull	11
MTB4A.	Vertical Tower with Wardrobe and Side-Facing Bookcase, Arc Pull	79
MTB4D.		
MTB4P.	Vertical Tower with Wardrobe and Side-Facing Bookcase, Sloped Pull	60
MTB4V.		
MTB5.	Tower Base	93
MTB54.	Vertical Tower with Wardrobe and Side-Facing Bookcase, Bevel Pull	44
MTB56.	Vertical Tower with Wardrobe and Side-Facing Bookcase, Standard Pull	11
MTB5A.	Vertical Tower with Wardrobe and Side-Facing Bookcase, Arc Pull	79
MTB5D.		
MTB5P.	Vertical Tower with Wardrobe and Side-Facing Bookcase, Sloped Pull	60
MTB5V.		
MTB64.	Vertical Tower with Wardrobe and Side-Facing Bookcase, Bevel Pull	44
MTB66.	Vertical Tower with Wardrobe and Side-Facing Bookcase, Standard Pull	11
MTB6A.	Vertical Tower with Wardrobe and Side-Facing Bookcase, Arc Pull	79
MTB6D.		
MTB6P.	Vertical Tower with Wardrobe and Side-Facing Bookcase, Sloped Pull	60
MTB6V.		

Index by Product Number *continued*

MTBKP1 Vertical Tower with Wardrobe and Side-Facing Bookcase, Bar Pull	27
MTBKP2	
MTBKP3	
MTBKP4	
MTBKP5	
MTBKP6	
MTBKV1	
MTBKV2	
MTBKV3	
MTBKV4	
MTBKV5	
MTBKV6	
MTC14. Mobile Vertical Tower with Wardrobe, Bevel Pull	41
MTC16. Mobile Vertical Tower with Wardrobe, Standard Pull	8
MTC1A. Mobile Vertical Tower with Wardrobe, Arc Pull	75
MTC1D.	
MTC1P. Mobile Vertical Tower with Wardrobe, Sloped Pull	56
MTC1V.	
MTC24. Mobile Vertical Tower with Wardrobe, Bevel Pull	41
MTC26. Mobile Vertical Tower with Wardrobe, Standard Pull	8
MTC2A. Mobile Vertical Tower with Wardrobe, Arc Pull	75
MTC2D.	
MTC2P. Mobile Vertical Tower with Wardrobe, Sloped Pull	56
MTC2V.	
MTC34. Mobile Vertical Tower with Wardrobe, Bevel Pull	41
MTC36. Mobile Vertical Tower with Wardrobe, Standard Pull	8
MTC3A. Mobile Vertical Tower with Wardrobe, Arc Pull	75
MTC3D.	
MTC3P. Mobile Vertical Tower with Wardrobe, Sloped Pull	56
MTC3V.	
MTC44. Mobile Vertical Tower with Wardrobe, Bevel Pull	41
MTC46. Mobile Vertical Tower with Wardrobe, Standard Pull	8
MTC4A. Mobile Vertical Tower with Wardrobe, Arc Pull	75
MTC4D.	
MTC4P. Mobile Vertical Tower with Wardrobe, Sloped Pull	56
MTC4V.	
MTC54. Mobile Vertical Tower with Wardrobe, Bevel Pull	41
MTC56. Mobile Vertical Tower with Wardrobe, Standard Pull	8
MTC5A. Mobile Vertical Tower with Wardrobe, Arc Pull	75
MTC5D.	
MTC5P. Mobile Vertical Tower with Wardrobe, Sloped Pull	56
MTC5V.	
MTC64. Mobile Vertical Tower with Wardrobe, Bevel Pull	41
MTC66. Mobile Vertical Tower with Wardrobe, Standard Pull	8

MTC6A. Mobile Vertical Tower with Wardrobe, Arc Pull	75
MTC6D.	
MTC6P. Mobile Vertical Tower with Wardrobe, Sloped Pull	56
MTC6V.	
MTCKP1 Mobile Vertical Tower with Wardrobe, Bar Pull	23
MTCKP2	
MTCKP3	
MTCKP4	
MTCKP5	
MTCKP6	
MTCKV1	
MTCKV2	
MTCKV3	
MTCKV4	
MTCKV5	
MTCKV6	
MTN14. Vertical Tower with Wardrobe, Bevel Pull	38
MTN16. Vertical Tower with Wardrobe, Standard Pull	5
MTN1A. Vertical Tower with Wardrobe, Arc Pull	71
MTN1D.	
MTN1P. Vertical Tower with Wardrobe, Sloped Pull	52
MTN1V.	
MTN24. Vertical Tower with Wardrobe, Bevel Pull	38
MTN26. Vertical Tower with Wardrobe, Standard Pull	5
MTN2A. Vertical Tower with Wardrobe, Arc Pull	71
MTN2D.	
MTN2P. Vertical Tower with Wardrobe, Sloped Pull	52
MTN2V.	
MTN34. Vertical Tower with Wardrobe, Bevel Pull	38
MTN36. Vertical Tower with Wardrobe, Standard Pull	5
MTN3A. Vertical Tower with Wardrobe, Arc Pull	71
MTN3D.	
MTN3P. Vertical Tower with Wardrobe, Sloped Pull	52
MTN3V.	
MTN44. Vertical Tower with Wardrobe, Bevel Pull	38
MTN46. Vertical Tower with Wardrobe, Standard Pull	5
MTN4A. Vertical Tower with Wardrobe, Arc Pull	71
MTN4D.	
MTN4P. Vertical Tower with Wardrobe, Sloped Pull	52
MTN4V.	
MTN54. Vertical Tower with Wardrobe, Bevel Pull	38
MTN56. Vertical Tower with Wardrobe, Standard Pull	5
MTN5A. Vertical Tower with Wardrobe, Arc Pull	71
MTN5D.	
MTN5P. Vertical Tower with Wardrobe, Sloped Pull	52
MTN5V.	

Index by Product Number *continued*

MTN64. Vertical Tower with Wardrobe, Bevel Pull	38
MTN66. Vertical Tower with Wardrobe, Standard Pull	5
MTN6A. Vertical Tower with Wardrobe, Arc Pull	71
MTN6D.	
MTN6P. Vertical Tower with Wardrobe, Sloped Pull	52
MTN6V.	
MTN74. Vertical Tower with Wardrobe, Bevel Pull	38
MTN76. Vertical Tower with Wardrobe, Standard Pull	5
MTN7A. Vertical Tower with Wardrobe, Arc Pull	71
MTN7D.	
MTN7P. Vertical Tower with Wardrobe, Sloped Pull	52
MTN7V.	
MTN84. Vertical Tower with Wardrobe, Bevel Pull	38
MTN86. Vertical Tower with Wardrobe, Standard Pull	5
MTN8A. Vertical Tower with Wardrobe, Arc Pull	71
MTN8D.	
MTN8P. Vertical Tower with Wardrobe, Sloped Pull	52
MTN8V.	
MTNKP1 Vertical Tower with Wardrobe, Bar Pull	19
MTNKP2	
MTNKP3	
MTNKP4	
MTNKP5	
MTNKP6	
MTNKP7	
MTNKP8	
MTNKV1	
MTNKV2	
MTNKV3	
MTNKV4	
MTNKV5	
MTNKV6	
MTNKV7	
MTNKV8	
MTV14. Vertical Tower with Wardrobe and Storage Case, Bevel Pull	48
MTV16. Vertical Tower with Wardrobe and Storage Case, Standard Pull	15
MTV1A. Vertical Tower with Wardrobe and Storage Case, Arc Pull	84
MTV1D.	
MTV1P. Vertical Tower with Wardrobe and Storage Case, Sloped Pull	65
MTV1V.	
MTV24. Vertical Tower with Wardrobe and Storage Case, Bevel Pull	48
MTV26. Vertical Tower with Wardrobe and Storage Case, Standard Pull	15

MTV2A. Vertical Tower with Wardrobe and Storage Case, Arc Pull	84
MTV2D.	
MTV2P. Vertical Tower with Wardrobe and Storage Case, Sloped Pull	65
MTV2V.	
MTV34. Vertical Tower with Wardrobe and Storage Case, Bevel Pull	48
MTV36. Vertical Tower with Wardrobe and Storage Case, Standard Pull	15
MTV3A. Vertical Tower with Wardrobe and Storage Case, Arc Pull	84
MTV3D.	
MTV3P. Vertical Tower with Wardrobe and Storage Case, Sloped Pull	65
MTV3V.	
MTV44. Vertical Tower with Wardrobe and Storage Case, Bevel Pull	48
MTV46. Vertical Tower with Wardrobe and Storage Case, Standard Pull	15
MTV4A. Vertical Tower with Wardrobe and Storage Case, Arc Pull	84
MTV4D.	
MTV4P. Vertical Tower with Wardrobe and Storage Case, Sloped Pull	65
MTV4V.	
MTV54. Vertical Tower with Wardrobe and Storage Case, Bevel Pull	48
MTV56. Vertical Tower with Wardrobe and Storage Case, Standard Pull	15
MTV5A. Vertical Tower with Wardrobe and Storage Case, Arc Pull	84
MTV5D.	
MTV5P. Vertical Tower with Wardrobe and Storage Case, Sloped Pull	65
MTV5V.	
MTV64. Vertical Tower with Wardrobe and Storage Case, Bevel Pull	48
MTV66. Vertical Tower with Wardrobe and Storage Case, Standard Pull	15
MTV6A. Vertical Tower with Wardrobe and Storage Case, Arc Pull	84
MTV6D.	
MTV6P. Vertical Tower with Wardrobe and Storage Case, Sloped Pull	65
MTV6V.	

Index: Product Number



Index: Product Number

MTVKP1 Vertical Tower with Wardrobe and Storage Case, Bar Pull	32
MTVKP2	
MTVKP3	
MTVKP4	
MTVKP5	
MTVKP6	
MTVKV1	
MTVKV2	
MTVKV3	
MTVKV4	
MTVKV5	
MTVKV6	

20-Day or Less/Assigned Lead-Time Order Information

20-Day or Less and Assigned Lead-Time Programs

20-day or less and assigned lead-time products are designed for established Herman Miller dealers with pre-approved credit.

Products are distributed from multiple manufacturing facilities across the United States. All products and options not designated by an Assigned Lead-Time icon  will ship in 20 business days or less after being acknowledged by Herman Miller. Products and options designated by an  are on the assigned lead-time program and will ship in 20 days, less than 20 days, or more than 20 days from order acknowledgement.

Ordering Procedure

Please place orders through Order Manager. If this is not available to you, place orders through mail or fax. Verbal purchase orders will not be accepted.

Order Entry fax number for Passage®, 5000 Series, and Meridian® Filing and Storage: (616) 846 9236.

Order Entry fax number for all other products:
(616) 654 3085.

For more information, contact your Customer Care representative at:
(866) 854 3048 EXT 3400.

Shipments and Delivery

Per Herman Miller Terms and Conditions.

Changes and Cancellation

Per Herman Miller Terms and Conditions.



Keyed-Alike Information

Keyed-Alike Locks

All components with locks may be specified keyed alike. Products with keyed-alike locks will be shipped with lock chassis installed.

Installation of lock cylinders will be on-site according to instructions provided. Herman Miller, Inc., will not be responsible for lock cylinder installation.

When specifying product keyed-alike, include separate lines on your order for the lock cylinders.

For Action Office®, Ethospace®, Passage®, Quadrant®, Resolve®, and Supplemental products, list cylinder part number and key number (232092-XXX); select a key number (or numbers) between 226 and 427, excluding numbers 408 and 412.

The following products require a different lock cylinder part number. Specify UKY001-XXX for these products only; select a key number (or numbers) between 226 and 427, excluding numbers 408 and 412.

A3013.

A3053.

G5180.

G5181.

G5280.

The keys provided in 232092-XXX and UKY001-XXX kits work with either cylinder type, provided the key numbers match.

For Tu® Storage, Canvas Office Landscape®, 5000 Series, and Meridian® Storage, see the following charts.

Keyed-alike locks are field installed.

To order keyed-alike locks for Action Office® Series 1 and 2 door panels, please contact Customer Care.

A master key can be used to open any lock on an attached or freestanding component. In addition, a removal key or lock change tool is required to remove lock plugs. Customers interested in ordering master keys, removal keys, or lock change tools should contact Customer Care.

For Canvas overhead and lower storage units, specify as follows:

Specification Code	Part Number	Color	Lock Series
KA	1B2JK7-XXX ¹	chrome	UM series 226-427

For Canvas Metal Storage, Meridian Storage, Tu Storage, and 5000 Series desk components with pedestals, specify as follows:

Specification Code	Key Number	Color	Lock Series
KA	232092-XXX ¹	black	UM series 226-427
KA	1B2JK7-XXX ¹	chrome	UM series 226-427

For 5000 Series flipper door unit with bezel or credenza storage cabinet with bezel, specify as follows:

Specification Code	Key Number	Color	Lock Series
KA	232092-XXX ¹	black	UM series 226-427

Key Number:

XXX¹ = a key number between 226 and 427 (excluding 408 and 412)

Stain-to-Match Program

Stain-to-Match Program

Program Overview

The Stain-to-Match program gives you the option of using veneer finishes that are not listed in the standard offering. The program allows Herman Miller to match a customer's existing recut or natural veneer, or create a new finish that is unique to an installation.

Specific information on approval, ordering, pricing, and warranty for the Stain-to-Match program is listed below. Questions and requests for assistance may be directed to Herman Miller Options at:
(800) 654 3910

Stain-to-Match Process

1. Fill out the Options Stain-to-Match Request Form and send along with a color sample (2" x 3" minimum) to the Herman Miller Options Applications Team at the address provided on the form. The form can be found on Omni.
2. Within 7-10 working days, Herman Miller Options will send a sample of the color-matched stain on Herman Miller veneer to the requester for the customer's signed approval.
3. If the sample meets the customer's approval, sign the reverse side of the sample, scan and email the approval to:
options@hermanmiller.com.
4. After the stain has been approved, a formal quotation with special number and pricing can be provided, or the product can be specified through the Vary Easy program, if available. Work with the Options team on final product needs and how to specify.
5. A purchase order can then be placed.

Stain-to-Match Warranty

Herman Miller warrants its products to be free from defects in craftsmanship from the date of delivery for the applicable warranty period. Herman Miller is responsible for the physical properties of the veneers available through the Stain-to-Match program, which include:

- STA: Stain-to-Match on Recut Ash
- STB: Stain-to-Match on Beech
- STC: Stain-to-Match on Cherry
- STD: Stain-to-Match on Oak
- STK: Stain-to-Match on Reltech Anigre (Geiger)
- STM: Stain-to-Match on Recut Mahogany
- STP: Stain-to-Match on Maple
- STU: Stain-to-Match on Walnut (Geiger)

See your specification tool for product specific finish offering limitations.

For more information about our products and services or to see a list of dealers, please visit us at HermanMiller.com or call (800) 851 1196.

© 2018 Herman Miller, Inc., Zeeland, Michigan

® **HermanMiller**, 3D Intelligent, AO, Action Office, Aeron, ArcSpan, Aside, Avall, Avive, Bubble Lamps, Canvas Office Landscape, Caper, Celle, Co/Struc, Daisiyone, Distil, Eames, Eco-Dematerialized, Embody, Envelop, Equa 2, Ergon 3, Ethospace, Exclave, Fine-Tune, FlexFront, Flo, Formcoat, Formwork, Ground Cloth, Herman Miller for the Home, Herman Miller for Healthcare, Intersect, Kinemat, Lapjack, Layout Studio, Lifework, Limerick, Live Unframed, Living Office, Locale, Maharam, Meridian, Mirra, Passage, Pellicle, Perspectives, PostureFit, Public Office Landscape, Resolve, Rodney, Sayl, Setu, Thrive, Tu, Wishbone, and Y-Tower are among the registered trademarks of Herman Miller, Inc., and its owned subsidiaries.

™ 8Z Pellicle, About Face, AireWeave, Albert, Backfit, Bubbletack, Burdick Group, Butterfly Back, Celeste, Cellular Suspension, Clam, Compass, Connect, Cubert, DOT, Duracare, Durawrap, Eames Soft Pad, EnhancedAccess, Everywhere, Flex-Edge, Flute, Harmonic, Herman Miller Select, Hopsak 2, Intent, Iota, Jaw, Keyless Entry, Keyn Chair Group by Herman Miller, Latitude, Locale, Logic Mini, Logic Power Access Solutions, Live OS, Loop, Lyris, Lyris 2, Made-to-Measure Storage, Metaform Portfolio, Mora, Motia, Multiscrim, Nelson, Pari, Pixelated Support, Plex, PostureFit SL, Prospect, Q, Renew, Sense, Soft Pad, Stackable, Stackable Storage, Striad, Swoop, Tone, TriFlex, Twist, Ubi, Verus and Wireframe are among the trademarks of Herman Miller, Inc., and its owned subsidiaries.

SM Herman Miller Options is among the service marks of Herman Miller, Inc.

Alexander Girard® is a registered trademark of The Alexander Girard Estate.

Chemsurf® is a registered trademark of Wilsonart International.

Corian® is a registered trademark of E. I. du Pont de Nemours and Company Corporation.

Crypton® is a registered trademark of Crypton, Inc.

DACRON® is a registered trademark of INVISTA S.a r.l.

Edelman® Leather is a registered trademark of Edelman Leather, Inc.

FENIX NTM® is a registered trademark of Arpa Industriale S.p.A.

FLEXNET™ is a trademark of Milliken & Company.

Floor Saver Glide® is a registered trademark of Carpin Manufacturing, Inc.

Geiger® is a registered trademark, and Bumper™, Saiba™, and Ward Bennett™ are trademarks, of Geiger International.

Goetz™ is a trademark of Mark W. Goetz.

Hang-It-All® is a registered trademark of Lucia Eames Demetrios, d.b.a. Eames Office.

Holophane® is a registered trademark of Holophane.

Ingeo™ is a trademark of Cargill Dow LLC.

iPad® is a registered trademark of Apple, Inc.

LifeSize® is a registered trademark of LifeSize Communications, Inc.

Magis®, Bombo®, and Me Too® are registered trademarks of Magis S.p.A.

Microsoft® and Natural® Keyboard are registered trademarks of Microsoft Corporation.

Noguchi® and the Noguchi table configuration (trade dress) are registered trademarks, and Rudder Table™ is a trademark, of The Isamu Noguchi Foundation and Garden Museum.

Place Textiles® is a registered trademark of Place Textiles.

SuperSeat™ is a trademark of Dahti Seating, a division of ITW.