

State of Mississippi - Panel Systems Contract

9-26-2022

TABLE OF CONTENTS

INTRODUCTION

Terms and Conditions	2
Standard Fabrics	5
Pattern Direction	6
Standard Finishes	7
Combining with Interra	8
Grommet Locations	9
Power Grommets	15
Pull Options, Dash Storage	16
Supporting Pedestals	17
How to Order Hutches	19
How to Align Towers with Hutches	20
How to Specify My-Hite 2 Piece Extended Corner or Rectangular Tops	21
Modesty Panel Guide	22

MY-HITE WORKSURFACES

Rectangular	24
Corner	26
90° Extended Curved Corner	27
Rectangular Extension	30
D-Shaped	31
Wedge	32
120° Corner 90° Ends	33
120° Corner 120° Ends	34

ELECTRICAL DISTRIBUTION

Table Power Components	35
------------------------	----

STORAGE

Supporting Pedestals	37
Hutch Overheads	39
Hutch Overhead Support	43
Wall Mounted Overheads	44

INTERRA CONNECTORS

Panel Mount Kit	48
Credenza Bracket	48
Corner Bracket	48

COMPONENTS

Modesty Panel	50
Wall Mounted Tackboard	51
Privacy Screen, Fabric	54
Privacy Screen, Marker Board	55
Privacy Screen, Laminate	56

ACCESSORIES

Power Grommet	58
Mesh Wire Manager	59
Desk Mounted Power Unit	59
Monitor Arms	60
Tabletop Shelf	61
LED Tasklight	61
File Bars	61
Pulls	62
Keyed Alike	64

Terms and Conditions

PRICES

All Prices are F.O.B. point (Continental U.S.). We reserve the right to change prices without prior notice.

ORDERING

Purchase Orders should be sent to Friant & Associates, LLC at orders@friant.com, or faxed to (510) 535-6895. If your specifications were created with CAP, GIZA, or Project Matrix please send the worksheet (SP4) with your Purchase Order.

TERMS

Net 30 days from date of invoice. Invoices are delinquent if not paid 30 days from date of invoice. In the event timely payment is not made, interest will be charged at the rate of 1.5% per month on delinquent accounts. Buyers will also be liable for normal collection costs and attorney's fee. 50% deposit is required with every order, unless prior arrangements have been made.

ORDERS

Orders are only accepted by issuance of our formal acknowledgment, and are subject to the terms set forth herein and on our order acknowledgment. It is the responsibility of the buyer to review our acknowledgment for accuracy.

LEAD TIME

Lead times are subject to availability.

SHIPPING

Friant generally palletizes, boxes and/or shrink-wraps its products. If buyer requests additional packaging or special shipping, then it is responsible for any extra costs that result. Buyer obtains title to products and assumes the risk of loss for them upon shipment from Friant's plant.

CLAIMS

We are not responsible for damage suffered in transit. Merchandise should be inspected for possible freight damage upon delivery. The consignee should file for damage or shortages with the carrier within 5 days of delivery. You are also protected for "concealed damage" if you file claim with the carrier within 5 days of delivery. Buyer must make all claims against Friant for defects, errors or shortages in writing within 10 days after delivery. Failure to make such a claim shall constitute full acceptance.

RETURNS

No merchandise may be returned without our written consent and shipping instructions. Unauthorized returns will not be accepted and will be returned freight collect.

PARTIAL SHIPMENTS

We will make every attempt to ship orders complete and on schedule. However, we reserve the right to make partial shipments, as merchandise is ready. Invoices covering these shipments are to be paid as they become due.

ORDER CHANGE — CANCELLATIONS

Our order confirmation is final and binding. Any order change or cancellation is subject to our ability to conform. For the most up to date information, always review the order change/cancellation policy online. Allowable changes within the posted policy must be made in writing.

SHIPMENT AND PREPAID FREIGHT

Unless otherwise instructed, we reserve the option to ship by what is, in our opinion, the best possible way. Upon request, we will prepay and add freight for accounts with established credit.

DELIVERY

We are not liable for delay or failure of delivery due to strikes and/or differences with workmen, war, riot, fire, compliance with government regulations, acts of nature, failure or delays of sources of supply, or any other causes beyond our control.

STORAGE

If buyer cannot accept delivery when merchandise is ready, we reserve the right to transfer goods to storage. Costs of transfer and storage will be charged to the buyer's account, and we will deem such transfer as constituting shipment for all purposes, including invoicing, as of the date the transfer is made.

Terms and Conditions continued..

CONSTRUCTION — SPECIFICATIONS

All items are produced to price list specifications unless otherwise advised. All dimensions shown are approximate. Manufacturer reserves the right to make modifications and/or improvements without prior notice.

FABRIC APPLICATION

Standard fabric application is non-directional. Friant & Associates is not responsible for charges associated with replacement of products due to incorrect specifications. Certain product construction and sizes require fabric to be applied only Directionally or Non-Directionally. See individual pricebook specifications for details.

Friant & Associates is not responsible for charges associated with replacement of products due to incorrect specifications.

CUSTOMER'S OWN MATERIAL

Yardage requirement is based on 66" wide plain covering material, and must be increased if less than 66" wide. Special instructions for handling material (pattern, directional fabric, right side of reversible fabric, etc.) must be submitted in writing before fabric is delivered. In the absence of special instructions, we reserve the right to use our own judgment. We reserve the right to reject any covering, which in our opinion, is unsuitable for our upholstery purposes. However, in no instance shall we be held responsible for unsatisfactory results due to use of covering unsuitable for our upholstery methods.

We will not be responsible for errors caused by buyers not supplying us with sample cuttings attached to their order giving full identification of covering material, (name of supplier, covering name, number and color) for identification purposes and advising us of model number and quantity to which each cover is to be applied.

Customer's own material that is shipped freight collect will be refused. A service charge will be applied for the return of unusable C.O.M. Contact factory.

RIGHTS AND WARRANTIES — LIMITED LIFETIME WARRANTY

This warranty is given to the initial purchaser and is valid from the date of purchase, for as long as the initial purchaser owns the product. This warranty covers defects in material and craftsmanship found during normal usage of the product during the warranty period. Normal usage is defined by 8 hour shifts in the product's intended application and in an indoor environment that conforms to the ANSI/ASHRAE Standard 55: Thermal Environmental Conditions for Human Occupancy (relating to air temperature, mean radiant temperature, air velocity, clothing insulation, metabolic rate, and humidity). Friant's warranty does not cover usage other than normal usage as defined in the previous sentence. If the product is defective, and if written notice of the defect is given to Friant & Associates within the applicable warranty period, Friant & Associates, at its option, will either repair or replace the defective product with a comparable component or product. This warranty applies to all products except as noted below.

High wear parts, such as wood veneer, fabrics, laminates and other covering material/finishes, foam, glides, etc. are warranted for one (1) year. This warranty does not apply to damage caused by a carrier, alteration to the product not expressly authorized by Friant & Associates, nor to product considered to be of a consumable nature such as bulbs, light ballasts, etc. It also does not apply to "Customer's Own Material" (i.e. material specified by the customer that is not a standard Friant & Associates offering) used in the manufacture of Friant & Associates products.

Our warranty for LED lights is 2 years.

Friant & Associates does not warrant the matching of colors, grain or texture, except to within commercially acceptable standards. This includes normal variations between dye lots (fabrics).

A product will not be considered defective, and Friant & Associates will not be obligated to replace it, if it is not installed in a proper manner (i.e. product not leveled, not secured properly, etc.) or if it is not used in a manner and/or in an environment that constitutes normal usage, as defined above.

Except as noted above, Friant & Associates makes no express or implied warranties to any product, and in particular makes no warranty of fitness for any particular use. At Friant & Associates' option, product repair and replacement is the customer's exclusive remedy for any and all product defects.

Friant & Associates shall not be liable for consequential, economic, or incidental damages arising from any product defect.

continued...

Terms and Conditions continued..

CALIFORNIA PROP 65 WARNING

Products in this catalog can expose you to chemicals including wood dust, which is known to the State of California to cause cancer or birth defects or other reproductive harm. For more information go to <https://www.p65warnings.ca.gov/products/furniture-products>."

CARB

Friant products are CARB 93120 compliant for formaldehyde (phase 2)

TSCA TITLE VI

Friant products are TSCA Title VI Compliant

MAS

Accredited Compliance Designation - ANSI/BIFMA x71 & e3-2014 7.6.1, 7.6.2, 7.6.3

California Dept. Of Public Health Standard Method v1.2

Conforms With: LEED v4

Criteria of MAS Certified Green ® Program

Standard Fabrics

JOURNEY		TERRAIN		SLIDE		SILKY		SKY	
PF801-1	Quest	PF701-1	Cloud	PF101-1	Caramel	PF401-1	Natural	PF301-1	Terra
PF801-2	Voyage	PF701-2	Dusk	PF101-2	Slate	PF401-2	Parids	PF301-2	Birch
PF801-3	Transit	PF701-3	Wave	PF101-3	Pewter	PF401-3	Overcast	PF301-3	Moss
PF801-4	Amble	PF701-4	Earth	PF101-7	Java	PF401-5	Graphite		
PF801-5	Odyssey			PF101-9	Sterling				
PF801-6	Caravan			PF101-10	Crema				
PF801-7	Expedition			PF101-13	Mustard				
PF801-8	Wayfare			PF101-14	Avocado				
				PF101-15	Pumpkin				
				PF101-16	Ocean				
				PF101-17	Blueberry				
				PF101-18	Cardinal				
				PF101-19	Flamingo				
				PF101-20	Serenity				
				PF101-21	Azure				
				PF101-22	Orchid				
				PF101-23	Plum				
				PF101-24	Raven				

LIMITED AVAILABILITY

SLIDE		SILKY		STICKS		PASSAGE	
PF101-4	Verde	PF401-4	Field	PF501-3	Sage	PF601-5	Leaf
PF101-6	Vintage					PF601-7	Trail
PF101-8	Latte					PF601-8	Amber
PF101-12	Stem						

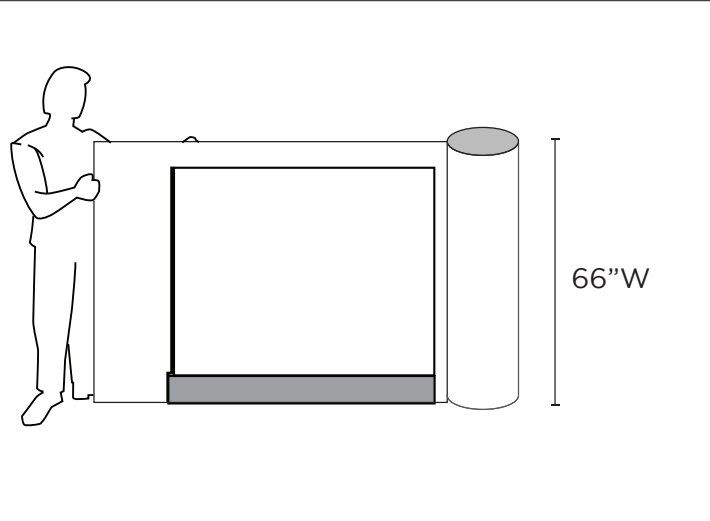
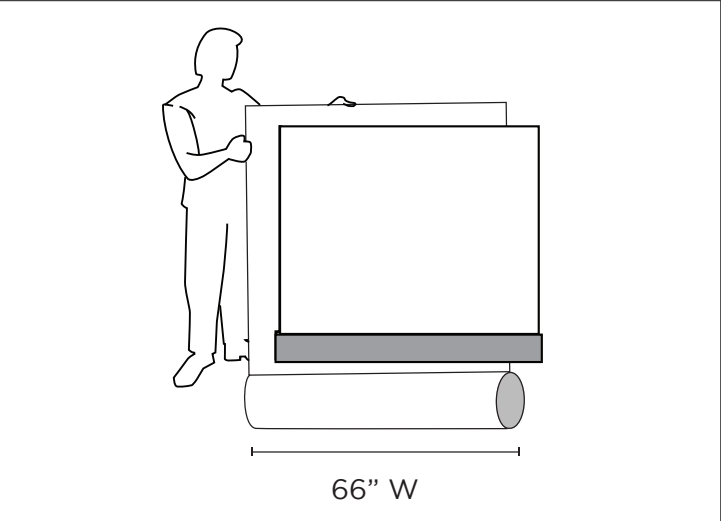
Fabric is scheduled for discontinuation when inventory is exhausted. Please contact Customer Service for current stock levels. After discontinuation fabric will be available with extended lead time, subject to minimum yardage requirements.

NOTES:

- Passage and Terrain are not available on acoustical panels, pedestal cushions, tackboards or fabric screens.
- Please refer to the Fabric Direction Section in the Materials Reference Guide on the Dealer Resource Center for more details: <http://dealers.friant.com/dealers/product-literature/>
- Order fabric / finish sample online at www.friant.com
- Colors may vary slightly between dye lots.

Pattern Direction

- Fabric direction is not always determined by the way the pattern is shown on memo sample.
- Certain product construction and sizes require fabric to be applied only Directionally or Non-Directionally.
- Some products have fabric applied either Directionally or Non-Directionally. (Upcharges may apply on some products, see price books for details).
- Please refer to our Materials Reference Guide on the Dealer Resource Center for specific pattern application defaults on all of our products : <http://dealers.friant.com/dealers/product-literature/>
- Our Customer Service Team is happy to answer any questions regarding fabric direction.

Non - Directional Application Shown	Directional Application Shown
	

Standard Finishes

LAMINATE FINISHES

M1	Light Maple
M2	Light Cherry
M3	Medium Cherry
M4	Dark Mahogany
M5	Light Mahogany [△]
M6	Light Gray
M7	Off White [△]
M8	Gray Specks [△]
M9	Cloud White
M10	Espresso
M11	Light Walnut
M12	Medium Walnut
M13	Licorice
M14	Carob
M15	Mousse [△]
M16	Tundra
M18	Capitan
M19	Fog
M20	Sandstone
M23	Bark
M25	Winter
M26	Storm
M27	Medium Ash
M28	Arctic
M29	Raven

METAL FINISHES

BU Black Umber

CW Cloud White

SV Silver

GROMMET COLORS

BU Black Umber

CW Cloud White

SV Silver

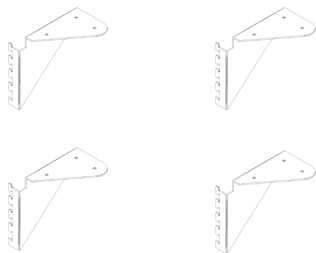
[△] Laminate is scheduled for discontinuation when inventory is exhausted.
Please contact Customer Service for current stock levels.

Order samples at www.friant.com

Please Note: Images are printed simulations and are not exact matches of finished product. Please request an actual sample from Friant or your sales consultant before specifying finishes.

Combining with Interra

DASH can easily be combined with Interra. See page 49.



panel mount kit (Set of 4 brackets)
Supports shared overhead hutch on top of Interra
Panel



credenza bracket (pair)
anchors Interra panels to DASH storage



corner bracket for worksurfaces ties DASH tabletops
to Interra panels

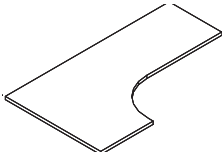
Grommet Locations

My-Hite Tabletops

1 Select a My-Hite worksurface

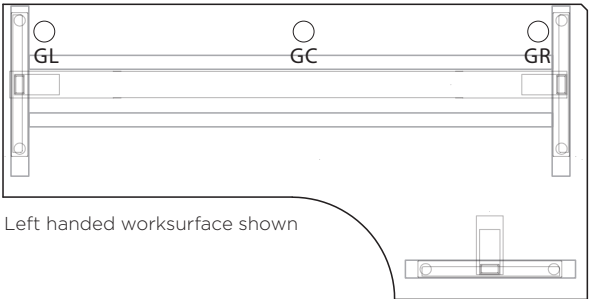
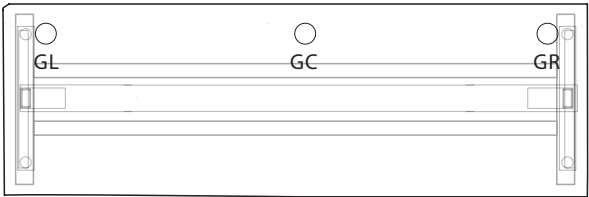
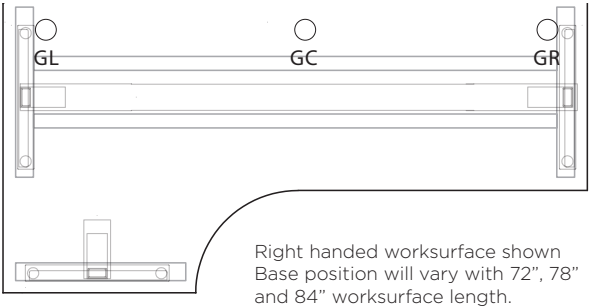
My-Hite tops have optional grommets. Please use the two letter codes shown here when specifying location of grommets.

Grommets are 3" round with cover standard.

Choose	Specify Part #	Specify Finish
	FDECCWS.23345823R	Bark

2a Select a grommet location

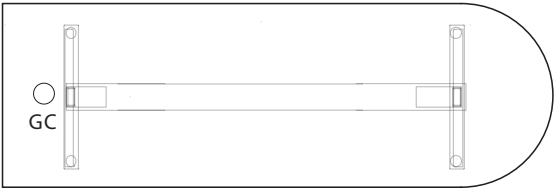
Specify positioning by using the two letter location.



CODE	POSITION
GL	4" from left side - 4" from rear
GR	4" from right side - 4" from rear
GC	Centered from side to side - 4" from rear

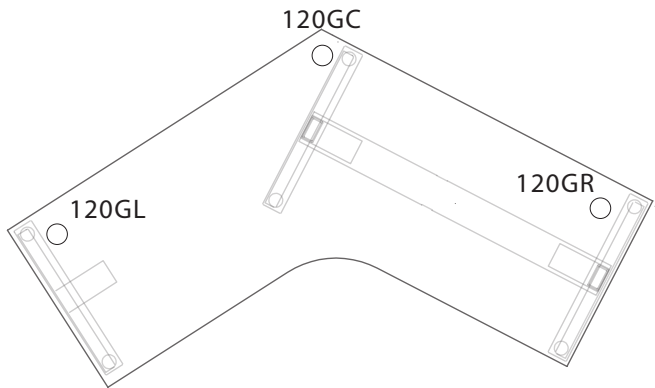
Dimensions are measured from grommet center to top edge
For other grommet locations, please call Friant customer service.

Please Note: Only the GC location is available on the D-Shaped worksurface.



Grommet Locations

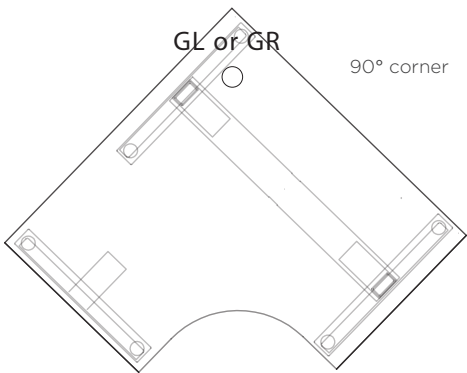
2b Select a grommet location, 120° Tops



CODE	POSITION
120GL	4" from left side - 4" from rear
120GR	4" from right side - 4" from rear
120GC	Centered from side to side - 4" from rear

Dimensions are measured from grommet center
For other grommet locations, please call Friant customer service.
Grommets are 3" round with cover standard

2c Select a grommet location, 90° Equal Corners



CODE	POSITION
GL or GR	4" from from corner

Dimensions are measured from grommet center
For other grommet locations, please call Friant customer service.
Grommets are 3" round with cover standard

Power Grommet Locations - Notch Cutouts, My-Hite Worksurfaces

FRIANT Power Grommet notch cutouts are required when specifying a Power Grommet on a worksurface supported by a My-Hite C-Leg adjustable height table base. Choose the size of power grommet (5x8 only) and cutout location (left, center or right). Specify Power Grommets on page 15. An upcharge of \$75 applies for cutouts.

NOTE: Notch cutouts only available with 5x8 Power grommets and C-leg bases.

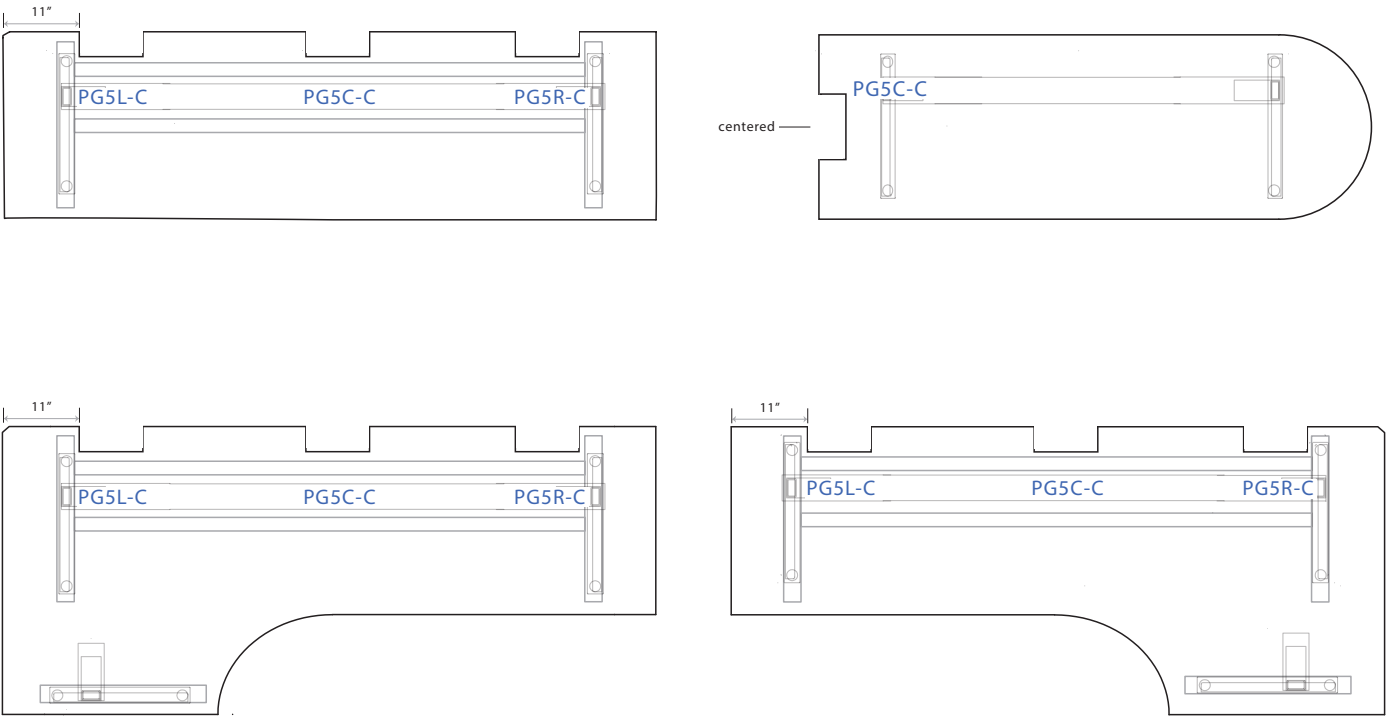
- 1

Select a My-Hite worksurface

My-Hite worksurfaces (starting on page 26)
- 2

Select a power grommet notch cutout location

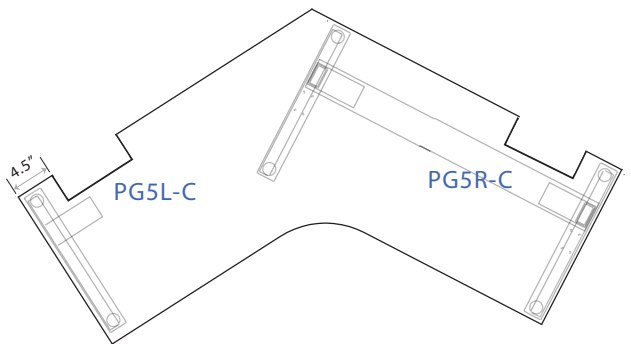
CODE	POSITION
PG5L-C	11" from left side
PG5C-C	Centered
PG5R-C	11" from right side



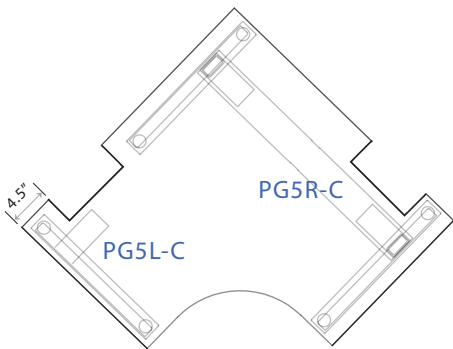
120° and 90° worksurfaces

CODE	POSITION (Specific to 120° and 90°)
PG5L-C	4.5" from left side
PG5R-C	4.5" from right side

Positions for 120° worksurfaces:



Positions for 90° equal corner worksurfaces:



Power Grommet Locations - Interior Cutouts, My-Hite Worksurfaces

FRIANT Power Grommet interior cutouts are used when specifying a Power Grommet on a worksurface supported by a My-Hite T-Leg adjustable height table base. Choose the size of power grommet (5x8 or 6x8) and cutout location (left, center or right). Specify Power Grommets on page 15. An upcharge of \$75 applies for cutouts.

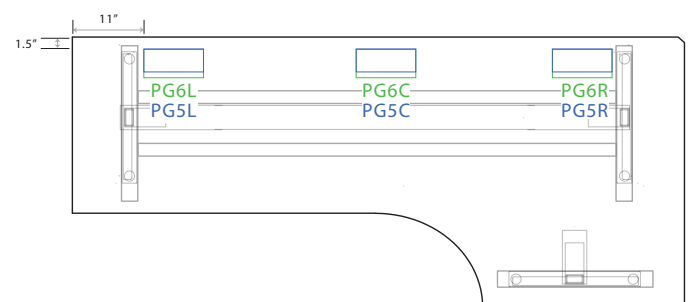
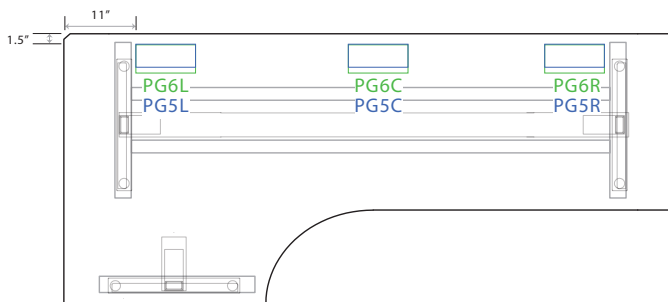


NOTE: Standard position Interior cutouts are not compatible with C-leg bases.

1 Select a My-Hite worksurface

My-Hite worksurfaces (starting on page 26)

2 Select a power grommet interior cutout location

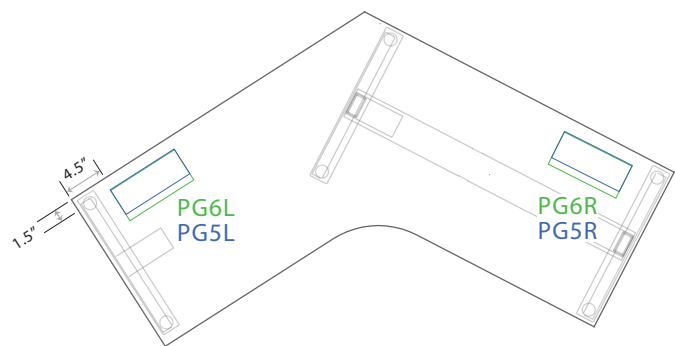
CODE	POSITION
PG6L	11" from left side, 1.5" from back
PG6C	Centered, 1.5" from back
PG6R	11" from right side, 1.5" from back
PG5L	11" from left side, 1.5" from back
PG5C	Centered, 1.5" from back
PG5R	11" from right side, 1.5" from back



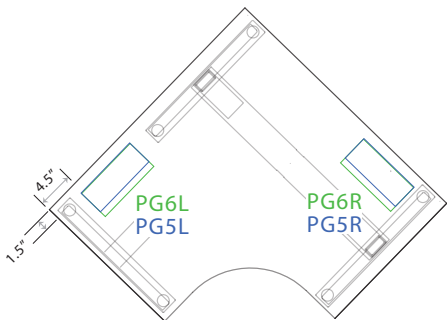
120° and 90° worksurfaces

CODE	POSITION (Specific to 120° and 90°)
PG6L	4.5" from left side, 1.5" from back
PG6R	4.5" from right side, 1.5" from back
PG5L	4.5" from left side, 1.5" from back
PG5R	4.5" from right side, 1.5" from back

Positions for 120° worksurfaces:



Positions for 90° equal corner worksurfaces:

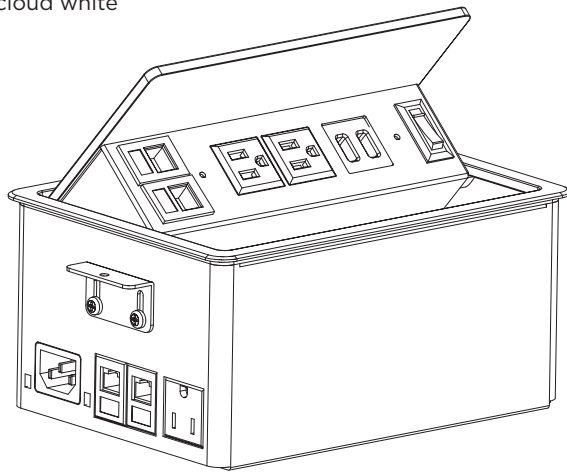


Power Grommet

FRIANT power grommets are available to meet different worksurface power and data needs. Choose the color of the power grommet (brushed aluminum, brushed charcoal, or cloud white). Specify power grommets on page 58.


3 FINISHES AVAILABLE

Brushed aluminum, brushed charcoal and cloud white



INCLUDES SPRING CORD

(Not shown) For connection to power source



POWER GROMMETS

6x8

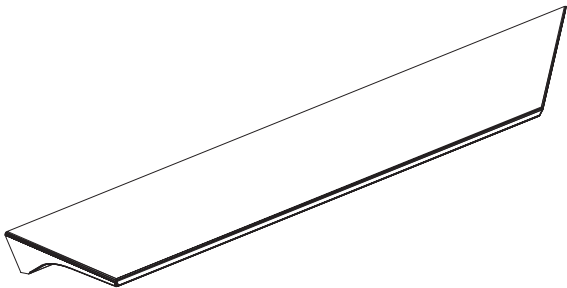
- (2) CAT6 Data Ports
- (4) Power Outlets
- (2) USB Ports

5x8

- (2) CAT6 Data Ports
- (3) Power Outlets
- (2) USB Ports

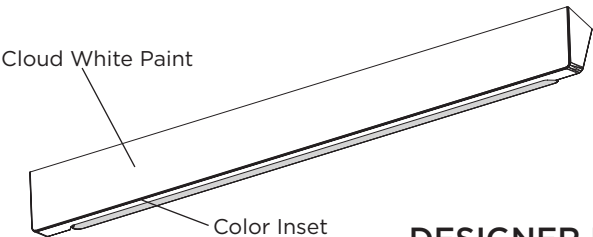
Pull Options, Dash Storage

You have multiple pull options. Please specify type when ordering. If you have any questions, please contact Friant Customer Service or your local sales rep.



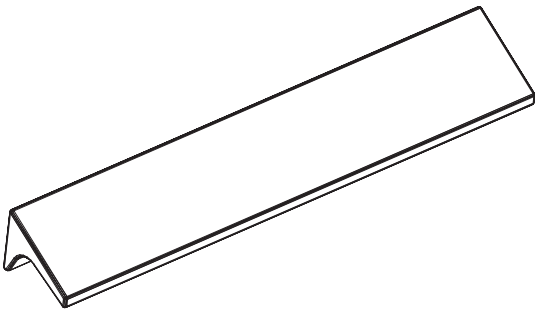
WEDGE PULL

Brushed Aluminum (default pull)
Black Umber



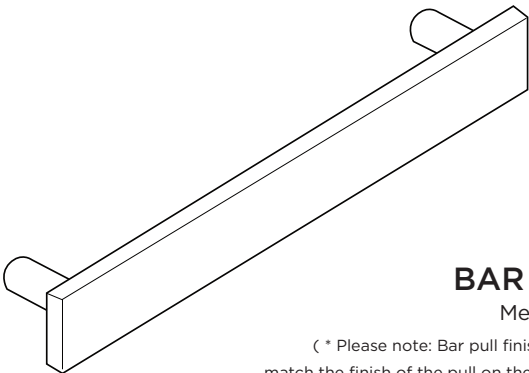
DESIGNER PULL

Cloud White/Red,
Cloud White/Green,
Cloud White/Grey



SLANT PULL


Brushed Aluminum
Black Umber



BAR PULL

Metal finish

(* Please note: Bar pull finish does not match the finish of the pull on the DASH wall mounted overheads.)



Supporting Pedestals

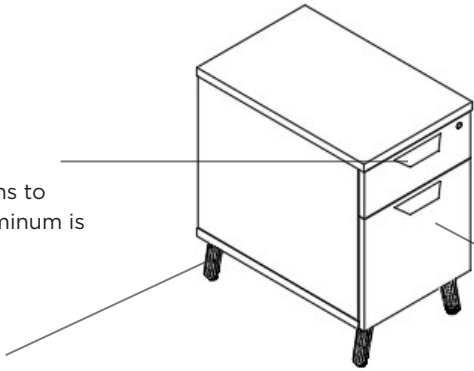
FRIANT pedestals are laminate (pg 37 onwards) and available in a variety of options to meet different storage needs. Choose the color (casing, top, and front) and pull that you prefer.

PULLS

FRIANT offers 3 different pull options to choose from. (Wedge, Brushed Aluminum is default pull)

FOOT OPTIONS

Available with Taper or Inset feet or with base.



LOCKING

Keyed alike option is available.

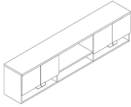
FRONT TO BACK FILE BAR
Front to Back file bar is included. Order side to side file bar separately for all pedestals.

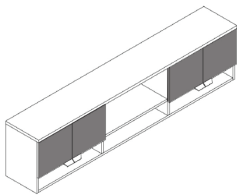
SUPPORTING
Able to support resting tops

Overhead - Top, Front and Casing Finish Selection

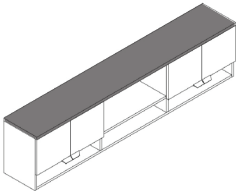
To specify top, front and casing laminate finish see (standard finishes) page 7

Overhead with doors

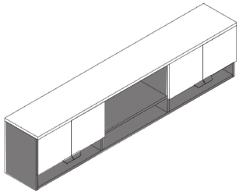
Choose	Specify Part #	Specify Finish for Top, Casing & Front
	product #: FD-OS-2060-J	top: M13 Licorice casing: M13 Licorice front: M13 Licorice



Front

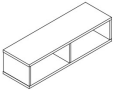


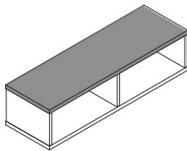
Top



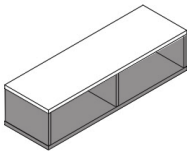
Casing

Overhead with no doors

Choose	Specify Part #	Specify Finish for Top, Casing & Front
	product #: FD-OS-1236-C	top: M13 Licorice casing: M13 Licorice



Top

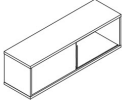


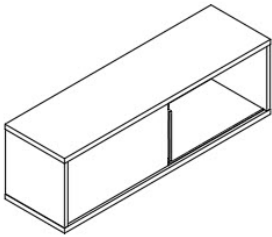
Casing

How to Order Hutches

1 Select a hutch



Options include single sided and shared.
Available in 12" and 15" high.

Choose	Specify Part #	Specify Finish
	FD-OS-6015-E	top: light maple casing: white front: light maple



2 Select a hutch support

Available 9" high, 12 " high and 15" high
Hutch supports are sold in pairs
Shared hutches can be mounted on Interra Panels using a panel mount kit (page 43)

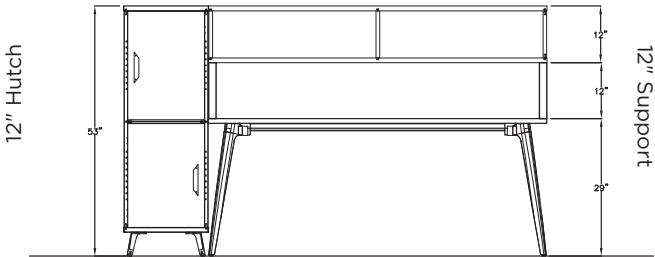
Choose	Specify Part #	Specify Finish
 	FCHS.1412	SV Silver

3 How to align hutches with 53" high storage towers

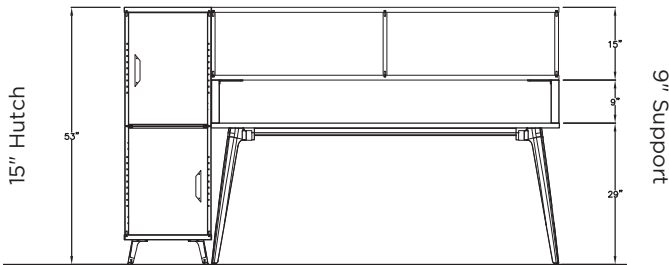
Hutches can be mounted so the top will align with 53" high storage
See chart below to determine which size hutch support to order

	Mounted on Worksurface
12" hutch	FCHS.1412
15" hutch	FCHS.1409

12" hutch on desk



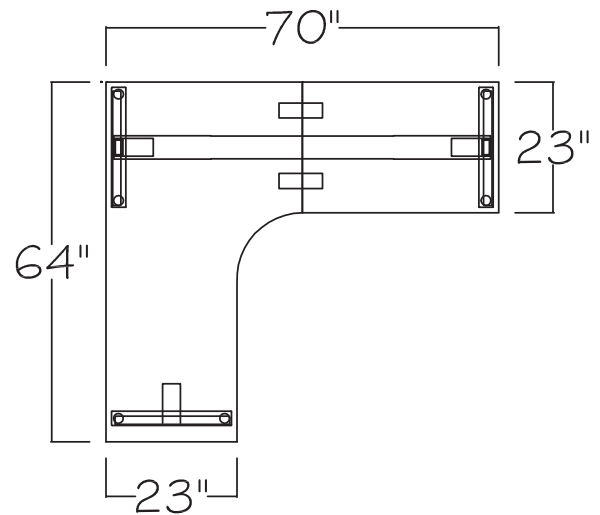
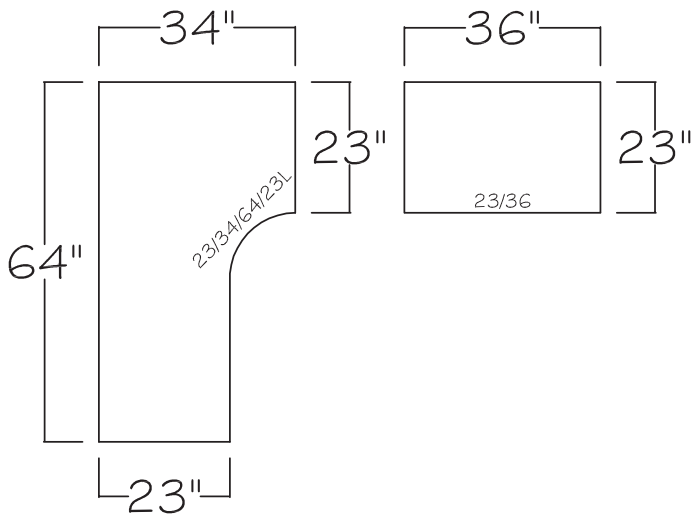
15" hutch on desk



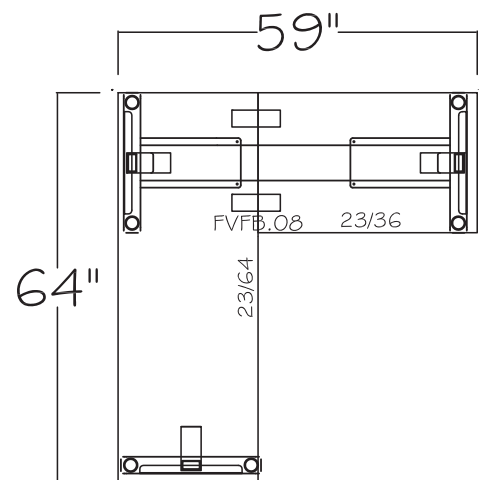
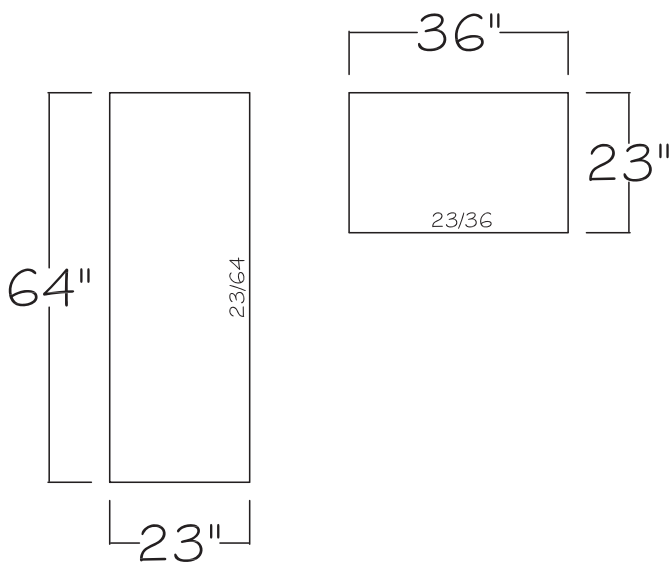
How To Specify My-Hite 2-Piece Extended Corner or Rectangular Tops

Use a FVFB.08 Flat Bracket pair to attach the two surfaces, making sure the seam is oriented so that it is supported by the continuous part of the My-Hite Corner Base. Maximum width combined: 84x84" (All My-Hite bases) or 72x96" (3 Stage base only). Specify the Rectangular Extension on page 30.

To create an extended corner My-Hite station, specify an Extended Curved Corner with a Rectangular Extension.



To create a two piece rectangular corner top, specify two rectangular tops, or a rectangular top and one rectangular extension.



Modesty Panel Guide

Guide for determining Modesty Panel Size based on Leg Type:
12" less for Post Legs
18" less for concave support bars (inset and taper)
6" less for straight support legs (inset and taper)

POST LEGS

60"



48"

Order modesty panel 12" less than surface width.

CONCAVE BAR
Inset/Taper legs

60"



42"

Order modesty panel 18" less than surface width.

STRAIGHT BAR
Inset/Taper legs

60"



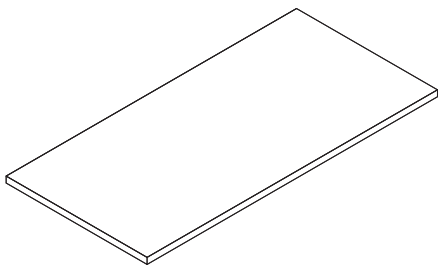
54"

Order modesty panel 6" less than surface width.

Note: for Resting Tabletops, the size of the modesty panel will depend on several factors, including the depth and type of supporting storage. We recommend drawing and measuring the specific configuration. Please contact us for assistance with any questions.

MY-HITE WORKSURFACES

Rectangular Worksurfaces for use with My-Hite bases



DESCRIPTION		
Worksurface top only, for use with height adjustable base.		
SPECIFICATION OPTIONS		ORDER EXAMPLE
product #: See charts below		product #: FDRWS.2460
worksurface: See page 10		worksurface: M22 Harbor
grommet location: See page 9		grommet location: GC Rear Center
grommet color: CW, BU, SV		grommet color: Cloud White

Options/Notes
Standard Includes
• Add circular grommet (add \$75 list) Specify GL, GC, GR
Order Separately
• Order base separately from MY-HITE pricebook

RECTANGULAR, 24" DEEP

PART #	WIDTH	DEPTH	PRICE	NOTES
FDRWS.2442	42"	24"	\$343	• Sizes are actual for example FDRWS.2448 is 23 ^{7/8} " x 47 ^{7/8} "
FDRWS.2448	48"	24"	\$391	
FDRWS.2454	54"	24"	\$435	
FDRWS.2460	60"	24"	\$481	
FDRWS.2466	66"	24"	\$531	
FDRWS.2472	72"	24"	\$575	
FDRWS.2478	78"	24"	\$624	
FDRWS.2484	84"	24"	\$654	

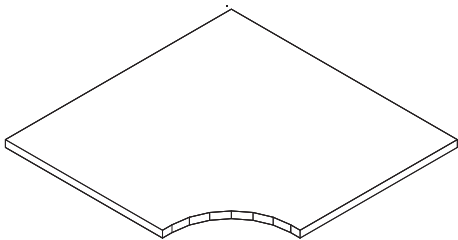
RECTANGULAR, 30" DEEP

PART #	WIDTH	DEPTH	PRICE	NOTES
FDRWS.3042	42"	30"	\$419	• Sizes are actual for example FDRWS.2448 is 23 ^{7/8} " x 47 ^{7/8} "
FDRWS.3048	48"	30"	\$473	
FDRWS.3054	54"	30"	\$528	
FDRWS.3060	60"	30"	\$584	
FDRWS.3066	66"	30"	\$599	
FDRWS.3072	72"	30"	\$699	
FDRWS.3078	78"	30"	\$755	
FDRWS.3084	84"	30"	\$793	

RECTANGULAR, 36" DEEP

PART #	WIDTH	DEPTH	PRICE	NOTES
FDRWS.3642	42"	36"	\$422	• Sizes are actual for example FDRWS.2448 is 23 ^{7/8"} x 47 ^{7/8"}
FDRWS.3648	48"	36"	\$429	
FDRWS.3654	54"	36"	\$753	
FDRWS.3660	60"	36"	\$761	
FDRWS.3666	66"	36"	\$770	
FDRWS.3672	72"	36"	\$778	
FDRWS.3678	78"	36"	\$785	

Corner Worksurfaces for use with My-Hite bases



DESCRIPTION

Corner worksurface top only, for use with height adjustable base.

SPECIFICATION OPTIONS

product #: See charts below
worksurface: See page 7
grommet location: See page 9
grommet color: CW, BU, SV

ORDER EXAMPLE

product #: FDCWT.3048
worksurface: M1 Light Maple
grommet location: PG5L-C

Options/Notes

Standard Includes

- Worksurface top only, for use with height adjustable base
- Add circular grommet (add \$75 list) Specify GL or GR

Order Separately

- Order base separately from MY-HITE pricebook

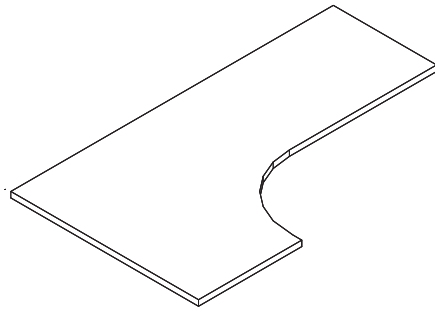
CORNER WORKSURFACE, 24" DEEP

PART #	WIDTH	DEPTH	PRICE	NOTES
FDCWT.2442	42"	24"	\$730	• Sizes are actual for example FDCWT.3042 is 29 ⁷ / ₈ " x 41 ⁷ / ₈ "
FDCWT.2448	48"	24"	\$774	

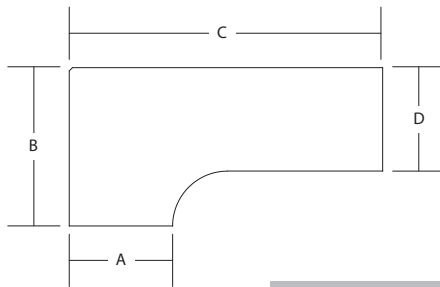
CORNER WORKSURFACE, 30" DEEP

PART #	WIDTH	DEPTH	PRICE	NOTES
FDCWT.3042	42"	30"	\$795	• Sizes are actual for example FDCWT.3042 is 29 ⁷ / ₈ " x 41 ⁷ / ₈ "
FDCWT.3048	48"	30"	\$837	

90° Extended Curved Corner Worksurfaces for use with My-Hite bases



Right Extended shown



DESCRIPTION

Laminate worksurface with 3mm PVC edge

SPECIFICATION OPTIONS

product #: See charts below
 worksurface: See page 7
 grommet location: See page 9
 grommet color: CW, BU, SV

ORDER EXAMPLE

product #: FDECCWS.23345823L
 worksurface: M11 Light Walnut
 grommet location: GC Rear Center
 grommet color: Cloud White

Options/Notes

Standard Includes

- Worksurface top only, for use with height adjustable base within workstation application
- See My-Hite pricebook for use inside a freestanding application
- Add circular grommet (add \$75 list)
Specify grommet placement GL, GC, GR
- Top size reduced 1" in depth and 2" in width to fit within system workstation and prevent pinch points.
- We do not recommend using full size worktop in paneled workstation applications
- L for Left, R for Right

Order Separately

- Order base separately from MY-HITE pricebook

23" D CONNECTING SIDE, 23" D EXTENSION, 34" D

PART #	A	B	C	D	PRICE
FDECCWS.23345823L	23"	34"	58"	23"	\$751
FDECCWS.23345823R	23"	34"	58"	23"	\$751
FDECCWS.23346423L	23"	34"	64"	23"	\$837
FDECCWS.23346423R	23"	34"	64"	23"	\$837
FDECCWS.23347023L	23"	34"	70"	23"	\$851
FDECCWS.23347023R	23"	34"	70"	23"	\$851
FDECCWS.23347623L	23"	34"	76"	23"	\$1,019
FDECCWS.23347623R	23"	34"	76"	23"	\$1,019
FDECCWS.23348223L	23"	34"	82"	23"	\$1,128
FDECCWS.23348223R	23"	34"	82"	23"	\$1,128

29" D CONNECTING SIDE, 29" D EXTENSION, 34" D

PART #	A	B	C	D	PRICE
FDECCWS.29345829L	29"	34"	58"	29"	\$821
FDECCWS.29345829R	29"	34"	58"	29"	\$821
FDECCWS.29346429L	29"	34"	64"	29"	\$906
FDECCWS.29346429R	29"	34"	64"	29"	\$906
FDECCWS.29347029L	29"	34"	70"	29"	\$920
FDECCWS.29347029R	29"	34"	70"	29"	\$920
FDECCWS.29347629L	29"	34"	76"	29"	\$1,089
FDECCWS.29347629R	29"	34"	76"	29"	\$1,089
FDECCWS.29348229L	29"	34"	82"	29"	\$1,195
FDECCWS.29348229R	29"	34"	82"	29"	\$1,195

23" D CONNECTING SIDE, 23" D EXTENSION, 40" D

PART #	A	B	C	D	PRICE
FDECCWS.23405823L	23"	40"	58"	23"	\$903
FDECCWS.23405823R	23"	40"	58"	23"	\$903
FDECCWS.23406423L	23"	40"	64"	23"	\$1,016
FDECCWS.23406423R	23"	40"	64"	23"	\$1,016
FDECCWS.23407023L	23"	40"	70"	23"	\$1,030
FDECCWS.23407023R	23"	40"	70"	23"	\$1,030
FDECCWS.23407623L	23"	40"	76"	23"	\$1,250
FDECCWS.23407623R	23"	40"	76"	23"	\$1,250
FDECCWS.23408223L	23"	40"	82"	23"	\$1,397
FDECCWS.23408223R	23"	40"	82"	23"	\$1,397

29" D CONNECTING SIDE, 29" D EXTENSION, 40" D

PART #	A	B	C	D	PRICE
FDECCWS.29405829L	29"	40"	58"	29"	\$972
FDECCWS.29405829R	29"	40"	58"	29"	\$972
FDECCWS.29406429L	29"	40"	64"	29"	\$1,086
FDECCWS.29406429R	29"	40"	64"	29"	\$1,086
FDECCWS.29407029L	29"	40"	70"	29"	\$1,099
FDECCWS.29407029R	29"	40"	70"	29"	\$1,099
FDECCWS.29407629L	29"	40"	76"	29"	\$1,320
FDECCWS.29407629R	29"	40"	76"	29"	\$1,320
FDECCWS.29408229L	29"	40"	82"	29"	\$1,463
FDECCWS.29408229R	29"	40"	82"	29"	\$1,463

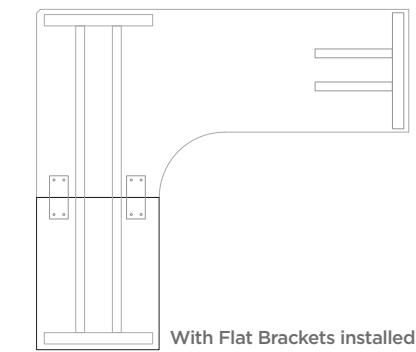
23" D CONNECTING SIDE, 23" D EXTENSION, 46" D

PART #	A	B	C	D	PRICE
FDECCWS.23465823L	23"	46"	58"	23"	\$918
FDECCWS.23465823R	23"	46"	58"	23"	\$918
FDECCWS.23466423L	23"	46"	64"	23"	\$1,030
FDECCWS.23466423R	23"	46"	64"	23"	\$1,030
FDECCWS.23467023L	23"	46"	70"	23"	\$1,054
FDECCWS.23467023R	23"	46"	70"	23"	\$1,054
FDECCWS.23467623L	23"	46"	76"	23"	\$1,284
FDECCWS.23467623R	23"	46"	76"	23"	\$1,284
FDECCWS.23468223L	23"	46"	82"	23"	\$1,440
FDECCWS.23468223R	23"	46"	82"	23"	\$1,440

29" D CONNECTING SIDE, 29" D EXTENSION, 46" D

PART #	A	B	C	D	PRICE
FDECCWS.29465829L	29"	46"	58"	29"	\$988
FDECCWS.29465829R	29"	46"	58"	29"	\$988
FDECCWS.29466429L	29"	46"	64"	29"	\$1,099
FDECCWS.29466429R	29"	46"	64"	29"	\$1,099
FDECCWS.29467029L	29"	46"	70"	29"	\$1,124
FDECCWS.29467029R	29"	46"	70"	29"	\$1,124
FDECCWS.29467629L	29"	46"	76"	29"	\$1,353
FDECCWS.29467629R	29"	46"	76"	29"	\$1,353
FDECCWS.29468229L	29"	46"	82"	29"	\$1,505
FDECCWS.29468229R	29"	46"	82"	29"	\$1,505

Rectangular Extension

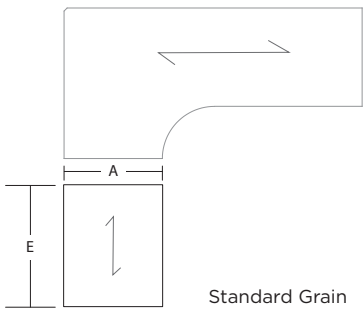


DESCRIPTION
Laminate worksurface, for use with extended curved corner worksurfaces, not for use alone.

SPECIFICATION OPTIONS	ORDER EXAMPLE
product #: See charts below worksurface finish: See page 7	product #: FDRWS.2324 worksurface: Light Maple, M1

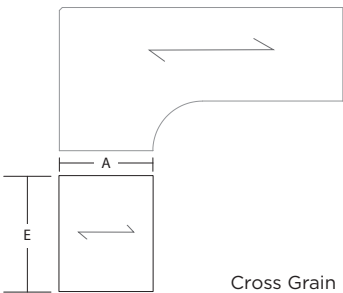
Options/Notes
<ul style="list-style-type: none">For use in combination with Extended Corner Worksurfaces and Corner My-Hite Bases onlyNot for use alone, nor with straight basesMaximum width combined: 72x96" or 84x84"

RECTANGULAR WORKSURFACE



PART #	DEPTH "A"	WIDTH "E"	LIST	NOTES
FDRWS.2324	23"	24"	\$267	<ul style="list-style-type: none">Standard default grain direction is left to right (See left)
FDRWS.2330	23"	30"	\$305	
FDRWS.2336	23"	36"	\$315	

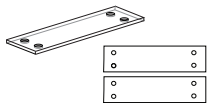
FDRWS.2924	29"	24"	\$354
FDRWS.2930	29"	30"	\$403
FDRWS.2936	29"	36"	\$414



PART #	DEPTH "A"	WIDTH "E"	LIST	NOTES
FDRWS.2324-CG	23"	24"	\$319	<ul style="list-style-type: none">Cross grain direction is front to back (See left)
FDRWS.2330-CG	23"	30"	\$365	
FDRWS.2336-CG	23"	36"	\$378	

FDRWS.2924-CG	29"	24"	\$424
FDRWS.2930-CG	29"	30"	\$484
FDRWS.2936-CG	29"	36"	\$497

FLAT BRACKET



PART #	WIDTH	DEPTH	PRICE	NOTES
FVFB.08	8"	2"	\$30	<ul style="list-style-type: none">Used to unite two worksurfaces supported by one baseBlack finishSold in pairs

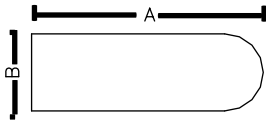
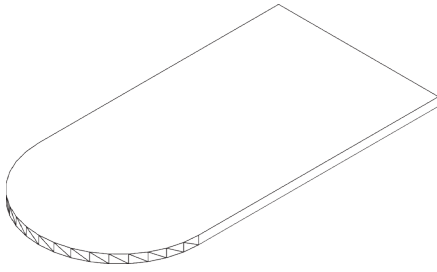
ANTI-SAG BARS



30

PART #	WIDTH	LIST	NOTES
FWASB.42	42"	\$110	<ul style="list-style-type: none">Anti-Sag bar, 42" wide with (8) screws. For use with 48 & 54" worktops
FWASB.54	54"	\$140	<ul style="list-style-type: none">Anti-Sag bar, 54" wide with (10) screws. For use with 60 & 66" worktops
FWASB.66	66"	\$169	<ul style="list-style-type: none">Anti-Sag bar, 66" wide with (12) screws. For use with 72 & 78" worktops

D-Shaped Worksurfaces for use with My-Hite bases



DESCRIPTION

Worksurface top only, for use with height adjustable base within workstation application

SPECIFICATION OPTIONS

product #: See charts below
 worksurface: See page 7
 grommet location: See page 9
 grommet color: CW, BU, SV

ORDER EXAMPLE

product #: FDEDSP.2346
worksurface: M10 Espresso
grommet location: GC Rear Center
grommet color: Cloud White

Options/Notes

Standard Includes

- Worksurface top only, for use with height adjustable base
- Add circular grommet (add \$75 list) Specify GC only. See page 9
- Size reduced 1" in depth and 2" in width to fit within system workstation and prevent pinch points.
 We do not recommend using full size worktop in paneled workstation applications.

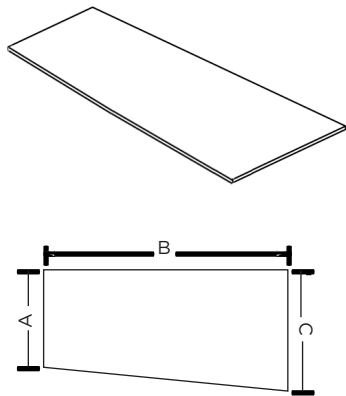
Order Separately

- Order base separately from MY-HITE pricebook.

SQUARE EDGE D-SHAPED

PART #	A	B	PRICE
FDEDSP.2346	46"	23"	\$671
FDEDSP.2358	58"	23"	\$747
FDEDSP.2946	46"	29"	\$735
FDEDSP.2958	58"	29"	\$814
FDEDSP.2970	70"	29"	\$889
FDEDSP.3570	70"	35"	\$981

Wedge Worksurfaces for use with My-Hite bases



DESCRIPTION		
Worksurface top only, for use with height adjustable base within workstation application		
SPECIFICATION OPTIONS		ORDER EXAMPLE
product #: See charts below		product #: FDWDWS.234029
worksurface: See page 7		worksurface: M10 Espresso
grommet location: See page 9		grommet location: PG5L-C
grommet color: CW, BU, SV		

Options/Notes

Standard Includes

- Worksurface top only, for use with height adjustable base
- Add circular grommet (add \$75 list) Specify GL, GC, GR Top
- Size reduced 1" in depth and 2" in width to fit within system workstation and prevent pinch points.
We do not recommend using full size worktop in paneled workstation applications.

Order Separately

- Order base separately from MY-HITE pricebook.

23"D LEFT, 29"D RIGHT

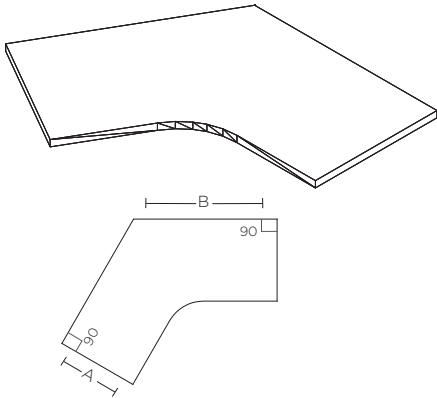
PART #	A	B	C	PRICE
FDWDWS.234029	23"	40"	29"	\$544
FDWDWS.234629	23"	46"	29"	\$555
FDWDWS.235229	23"	52"	29"	\$630
FDWDWS.235829	23"	58"	29"	\$676
FDWDWS.236429	23"	64"	29"	\$753
FDWDWS.237029	23"	70"	29"	\$770
FDWDWS.237629	23"	76"	29"	\$897

29"D LEFT, 23"D RIGHT

PART #	A	B	C	PRICE
FDWDWS.294023	29"	40"	23"	\$544
FDWDWS.294623	29"	46"	23"	\$555
FDWDWS.295223	29"	52"	23"	\$630
FDWDWS.295823	29"	58"	23"	\$676
FDWDWS.296423	29"	64"	23"	\$753
FDWDWS.297023	29"	70"	23"	\$770
FDWDWS.297623	29"	76"	23"	\$897

120° Corner, 90° Ends

90° Ends. Worksurfaces for use with My-Hite bases



DESCRIPTION
Worksurface top only, for use with height adjustable base.

<p>SPECIFICATION OPTIONS</p> <p>product #: See charts below worksurface: See page 7 grommet location: See page 9 grommet color: CW, BU, SV</p>	<p>ORDER EXAMPLE</p> <p>product #: FD120-90WS.2340 worksurface: M10 Espresso grommet location: 120GC Rear Center grommet color: Cloud White</p>
--	---

Options/Notes

Standard Includes

- Add grommet (add \$75 list) Specify 120GL, 120GC, 120GR

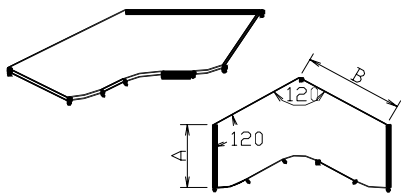
Order Separately

- Order base separately from MY-HITE pricebook.

120° CORNER, 90° ENDS

PART #	A	B	PRICE
FD120-90WS.2334	23"	34"	\$891
FD120-90WS.2340	23"	40"	\$1,069
FD120-90WS.2346	23"	46"	\$1,300

120° Corner, 120° Ends Worksurfaces for use with My-Hite bases



DESCRIPTION

Worksurface top only, for use with height adjustable base

SPECIFICATION OPTIONS

product #: See charts below
worksurface: See page 7
grommet location: See page 9
grommet color: CW, BU, SV

ORDER EXAMPLE

product #: FD120-120WS.2340
worksurface: M10 Espresso
grommet location: 120GC Rear Center
grommet color: Cloud White

Options/Notes

Standard Includes

- Add grommet (add \$75 list) Specify 120GL, 120GC, 120GR

Order Separately

- Order base separately from MY-HITE pricebook.

120° CORNER, 120° ENDS

PART #	A	B	PRICE
FD120-120WS.2334	23"	34"	\$903
FD120-120WS.2340	23	40"	\$1,080
FD120-120WS.2346	23"	46"	\$1,313

Table Power Components

DESCRIPTION

Parts for distributing and managing power for tables

SPECIFICATION OPTIONS

product #: See charts below

ORDER EXAMPLE

product #: FD-SFC-306-4A

Options/Notes

- For use with Dash and My-Hite Worksurfaces
- Single Circuit

TABLE POWER DISTRIBUTION



PART #	PRICE	NOTES
FD-SFC-306-4A	\$90	<ul style="list-style-type: none"> • Use with single circuit infeed (FD-BPI.1CIR) • Optional power strip to attach to the underside of tabletops.

SINGLE CIRCUIT INFEED



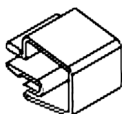
PART #	LENGTH	PRICE	NOTES
FD-BPI.1CIR	96"	\$103	<ul style="list-style-type: none"> • Plug-in power infeed for use with one (1) circuit power distribution. • First connection must be plugged into the wall. Additional connections can be daisy chained. • 8' cord

DAISY CHAIN POWER CONNECTOR



PART #	LENGTH	PRICE	NOTES
FD-DCI.1CIR	96"	\$103	<ul style="list-style-type: none"> • Connects adjacent table power distribution • 8' cord

WIRE MANAGER SECTIONS



PART #	PRICE	NOTES
DA-DT-08	\$23	<ul style="list-style-type: none"> • For managing wires up the table legs. • For use with Dash post leg only • Package of 10.

STORAGE

Supporting Pedestal

26" high with feet



DESCRIPTION

Supporting pedestals with feet

SPECIFICATION OPTIONS

product #: See charts below
top: See page 7
casing: See page 7
front: See page 7
pull: See page 16
foot: taper or inset
support finish: CW, BU, SV

ORDER EXAMPLE

product #: FD-BFS-24-F
top: Espresso
casing: Espresso
front: Espresso
pull: Wedge
foot: Inset
support finish: CW, Cloud White

Options/Notes

Standard Includes

- Supporting Pedestal, 26" high with feet
- Includes pencil tray in top drawer.
- Locking drawers
- Key alike available, see page 64

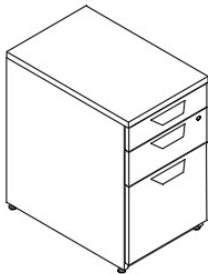
BOX/FILE with Feet, 26" High



PART #	HEIGHT	WIDTH	DEPTH	PRICE
FD-BFS-24-F	26"	15.5"	24"	\$1,511
FD-BFS-30-F	26"	15.5"	30"	\$1,610
FD-BFS-36-F	26"	15.5"	36"	\$1,728

Supporting Pedestal

26" high with base



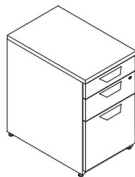
DESCRIPTION
Supporting pedestals with base

SPECIFICATION OPTIONS	ORDER EXAMPLE
product #: See charts below top: See page 7 casing: See page 7 front: See page 7 pull : See page 16	product #: FD-BFS-24-F top : Espresso casing : Espresso front : Espresso pull : Wedge

Options/Notes

- Standard Includes**
- Supporting Pedestal, 26" high with base
 - Includes pencil tray in top drawer.
 - Locking drawers
 - Key alike available, see page 64

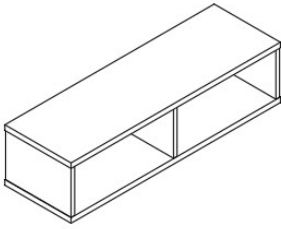
PENCIL/BOX/FILE with Base, 26" High



PART #	HEIGHT	WIDTH	DEPTH	PRICE
FD-PBFS-24-B	26"	15.5"	24"	\$1,540
FD-PBFS-30-B	26"	15.5"	30"	\$1,852
FD-PBFS-36-B	26"	15.5"	36"	\$1,950

Hutch Overhead, Open Shelf

Single-sided



DESCRIPTION

Hutch overhead with open shelf, single-sided, full backpanel

SPECIFICATION OPTIONS

product #: See charts below
top: See page 7
casing: See page 7

ORDER EXAMPLE

product #: FD-OS-3612-C
top: Espresso
casing: Espresso

Options/Notes

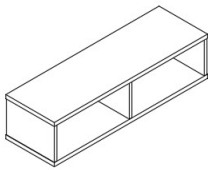
Standard Includes

- To align with 53" high towers, see guide on page 20

Order Separately

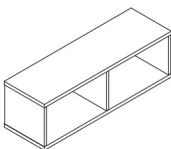
- Hutch supports, see page 43

OPEN SHELF, SINGLE-SIDED, 12" HIGH



PART #	HEIGHT	WIDTH	DEPTH	PRICE
FD-OS-1236-C	12"	36"	13.75"	\$610
FD-OS-1242-C	12"	42"	13.75"	\$671
FD-OS-1248-C	12"	48"	13.75"	\$730
FD-OS-1254-C	12"	54"	13.75"	\$790
FD-OS-1260-C	12"	60"	13.75"	\$850
FD-OS-1266-C	12"	66"	13.75"	\$910
FD-OS-1272-C	12"	72"	13.75"	\$970

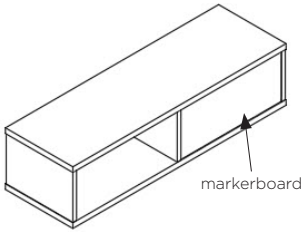
OPEN SHELF, SINGLE-SIDED, 15" HIGH



PART #	HEIGHT	WIDTH	DEPTH	PRICE
FD-OS-1536-C	15"	36"	13.75"	\$655
FD-OS-1542-C	15"	42"	13.75"	\$719
FD-OS-1548-C	15"	48"	13.75"	\$781
FD-OS-1554-C	15"	54"	13.75"	\$844
FD-OS-1560-C	15"	60"	13.75"	\$907
FD-OS-1566-C	15"	66"	13.75"	\$970
FD-OS-1572-C	15"	72"	13.75"	\$1,032

Hutch Overhead, Open Shelf

Shared



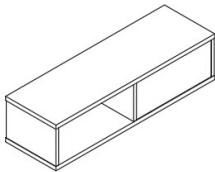
DESCRIPTION
Hutch overhead with open shelf, markerboard, shared

SPECIFICATION OPTIONS	ORDER EXAMPLE
product #: See charts below top: See page 7 casing: See page 7	product #: FD-OS-4812-D top: Espresso casing: Espresso

Options/Notes

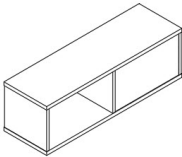
- Standard Includes**
- To align with 53" high towers, see guide on page 20
- Order Separately**
- Hutch supports, see page 43

OPEN SHELF, SHARED, 12" HIGH



PART #	HEIGHT	WIDTH	DEPTH	PRICE
FD-OS-1236-D	12"	36"	13.75"	\$772
FD-OS-1242-D	12"	42"	13.75"	\$858
FD-OS-1248-D	12"	48"	13.75"	\$943
FD-OS-1254-D	12"	54"	13.75"	\$1,028
FD-OS-1260-D	12"	60"	13.75"	\$1,114
FD-OS-1266-D	12"	66"	13.75"	\$1,200
FD-OS-1272-D	12"	72"	13.75"	\$1,284

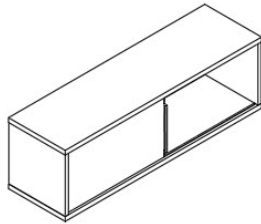
OPEN SHELF, SHARED, 15" HIGH



PART #	HEIGHT	WIDTH	DEPTH	PRICE
FD-OS-1536-D	15"	36"	13.75"	\$857
FD-OS-1542-D	15"	42"	13.75"	\$952
FD-OS-1548-D	15"	48"	13.75"	\$1,045
FD-OS-1554-D	15"	54"	13.75"	\$1,140
FD-OS-1560-D	15"	60"	13.75"	\$1,235
FD-OS-1566-D	15"	66"	13.75"	\$1,330
FD-OS-1572-D	15"	72"	13.75"	\$1,424

Hutch Overhead, Sliding Door

Single-sided



right shown

DESCRIPTION

Hutch overhead with sliding door, single-sided

SPECIFICATION OPTIONS

product #: See charts below
top: See page 7
casing: See page 7
front: See page 7
pulls: See page 16

ORDER EXAMPLE

product #: FD-OS-4812-E
top: Espresso
casing: Espresso
front: Espresso
pull: Wedge, brushed aluminum

Options/Notes

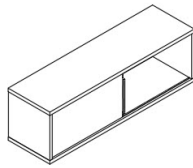
Standard Includes

- To align with 53" high towers, see guide on page 20

Order Separately

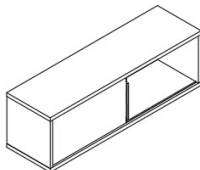
- Hutch supports, see page 43

SLIDING DOOR, SINGLE-SIDED, 12" HIGH



PART #	HEIGHT	WIDTH	DEPTH	PRICE	NOTES
FD-OS-1248L-E	12"	48"	13.75"	\$853	• Specify L for left or R for right indicating door pull location.
FD-OS-1248R-E	12"	48"	13.75"	\$853	
FD-OS-1254L-E	12"	54"	13.75"	\$920	
FD-OS-1254R-E	12"	54"	13.75"	\$920	
FD-OS-1260L-E	12"	60"	13.75"	\$986	
FD-OS-1260R-E	12"	60"	13.75"	\$986	
FD-OS-1266L-E	12"	66"	13.75"	\$1,054	
FD-OS-1266R-E	12"	66"	13.75"	\$1,054	
FD-OS-1272L-E	12"	72"	13.75"	\$1,121	
FD-OS-1272R-E	12"	72"	13.75"	\$1,121	

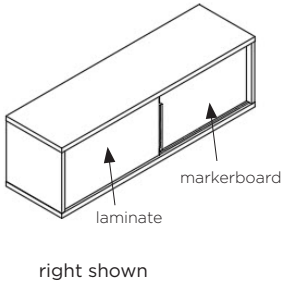
SLIDING DOOR, SINGLE-SIDED, 15" HIGH



PART #	HEIGHT	WIDTH	DEPTH	PRICE	NOTES
FD-OS-1548L-E	15"	48"	13.75"	\$905	• Specify L for left or R for right indicating door pull location.
FD-OS-1548R-E	15"	48"	13.75"	\$905	
FD-OS-1554L-E	15"	54"	13.75"	\$973	
FD-OS-1554R-E	15"	54"	13.75"	\$973	
FD-OS-1560L-E	15"	60"	13.75"	\$1,044	
FD-OS-1560R-E	15"	60"	13.75"	\$1,044	
FD-OS-1566L-E	15"	66"	13.75"	\$1,114	
FD-OS-1566R-E	15"	66"	13.75"	\$1,114	
FD-OS-1572L-E	15"	72"	13.75"	\$1,183	
FD-OS-1572R-E	15"	72"	13.75"	\$1,183	

Hutch Overhead, Sliding Door

Shared



DESCRIPTION	
Hutch overhead with sliding laminate door and markerboard, shared	
SPECIFICATION OPTIONS	ORDER EXAMPLE
product #: See charts below top: See page 7 casing: See page 7 front: See page 7 pulls: See page 16	product #: FD-OS-4812-F top: Espresso casing: Espresso front: Espresso pull: Wedge, brushed aluminum

Options/Notes

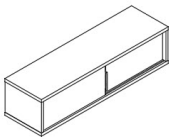
Standard Includes

- To align with 53" high towers, see guide on page 20

Order Separately

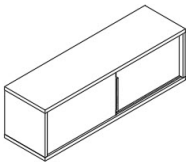
- Hutch supports, see page 43

SLIDING DOOR, SHARED, 12" HIGH



PART #	HEIGHT	WIDTH	DEPTH	PRICE	NOTES
FD-OS-1248L-F	12"	48"	13.75	\$1,354	• Specify L for left or R for right indicating door pull location.
FD-OS-1248R-F	12"	48"	13.75	\$1,354	
FD-OS-1254L-F	12"	54"	13.75	\$1,470	
FD-OS-1254R-F	12"	54"	13.75	\$1,470	
FD-OS-1260L-F	12"	60"	13.75	\$1,588	
FD-OS-1260R-F	12"	60"	13.75	\$1,588	
FD-OS-1266L-F	12"	66"	13.75	\$1,704	
FD-OS-1266R-F	12"	66"	13.75	\$1,704	
FD-OS-1272L-F	12"	72"	13.75	\$1,822	
FD-OS-1272R-F	12"	72"	13.75	\$1,822	

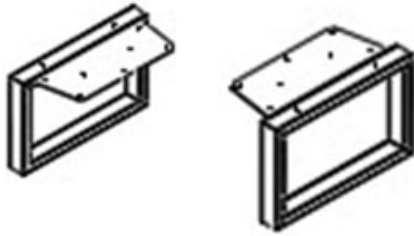
SLIDING DOOR, SHARED, 15" HIGH



PART #	HEIGHT	WIDTH	DEPTH	PRICE	NOTES
FD-OS-1548L-F	15"	48"	13.75	\$1,457	• Specify L for left or R for right indicating door pull location.
FD-OS-1548R-F	15"	48"	13.75	\$1,457	
FD-OS-1554L-F	15"	54"	13.75	\$1,583	
FD-OS-1554R-F	15"	54"	13.75	\$1,583	
FD-OS-1560L-F	15"	60"	13.75	\$1,709	
FD-OS-1560R-F	15"	60"	13.75	\$1,709	
FD-OS-1566L-F	15"	66"	13.75	\$1,834	
FD-OS-1566R-F	15"	66"	13.75	\$1,834	
FD-OS-1572L-F	15"	72"	13.75	\$1,960	
FD-OS-1572R-F	15"	72"	13.75	\$1,960	

Hutch Overhead

Hutch Support



DESCRIPTION

Hutch support for worksurface or credenza mount.

SPECIFICATION OPTIONS

product #: See charts below
support finish: CW, BU, SV

ORDER EXAMPLE

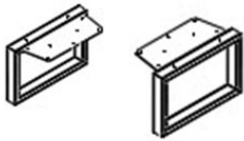
product #: FCHS.1412
support finish: SV Silver

Options/Notes

Standard Includes

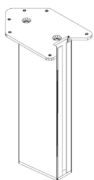
- Supports for overhead Hutches
- Can be mounted to a credenza or worksurface
- To align with 53" high towers, see guide on page 20

HUTCH SUPPORT



PART #	HEIGHT	DEPTH	PRICE	NOTES
FCHS.1409	9"	13.75	\$187	• Sold in pairs
FCHS.1412	12"	13.75	\$198	
FCHS.1415	15"	13.75	\$211	

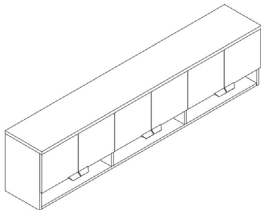
SHARED HUTCH SUPPORT



PART #	HEIGHT	PRICE	NOTES
FD-DA-DT300	12"	\$215	Used to mount shared hutches on top of a credenza. Sold in pairs.

Wall Mounted Overhead

Laminate



DESCRIPTION

Wall mounted overhead with laminate swing doors, open shelves and paper shelves

SPECIFICATION OPTIONS

product #: See charts below
top: See page 7
casing: See page 7
front: See page 7
overhead pull: BA or BU

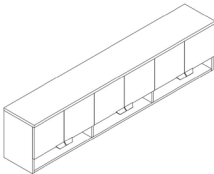
ORDER EXAMPLE

product #: FD-OS-1636-M
top: Espresso
casing: Espresso
front: Espresso
overhead pull: BA Brushed Aluminum

Options/Notes

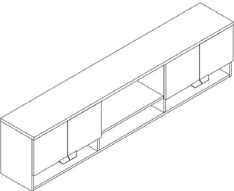
- Standard Includes
- Wall mounted overheads have tab style pulls only, choose finish BA Brushed Aluminum or BU Black Umber

LAMINATE SWING DOORS & PAPER SHELF, 20" HIGH



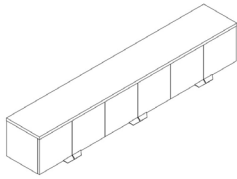
PART #	HEIGHT	WIDTH	DEPTH	PRICE	NOTES
FD-OS-2036-H	20"	36"	14"	\$1,344	• Laminate swing doors & paper shelf
FD-OS-2042-H	20"	42"	14"	\$1,453	
FD-OS-2048-H	20"	48"	14"	\$1,548	
FD-OS-2054-H	20"	54"	14"	\$1,658	
FD-OS-2060-H	20"	60"	14"	\$1,753	
FD-OS-2066-H	20"	66"	14"	\$2,143	
FD-OS-2072-H	20"	72"	14"	\$2,246	
FD-OS-2078-H	20"	78"	14"	\$2,348	
FD-OS-2084-H	20"	84"	14"	\$2,450	

LAMINATE SWING DOORS, OPEN SHELF & PAPER SHELF, 20" HIGH



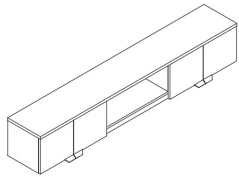
PART #	HEIGHT	WIDTH	DEPTH	PRICE	NOTES
FD-OS-2060-J	20"	60"	14"	\$1,850	• Laminate swing doors, open shelf, & paper shelf
FD-OS-2066-J	20"	66"	14"	\$1,877	
FD-OS-2072-J	20"	72"	14"	\$1,973	
FD-OS-2078-J	20"	78"	14"	\$2,069	
FD-OS-2084-J	20"	84"	14"	\$2,164	

LAMINATE SWING DOORS, 16" HIGH



PART #	HEIGHT	WIDTH	DEPTH	PRICE	NOTES
FD-OS-1636-M	16"	36"	14"	\$1,285	• Laminated swing doors
FD-OS-1642-M	16	42"	14"	\$1,380	
FD-OS-1648-M	16	48"	14"	\$1,463	
FD-OS-1654-M	16	54"	14"	\$1,559	
FD-OS-1660-M	16"	60"	14"	\$1,686	
FD-OS-1666-M	16	66"	14"	\$2,030	
FD-OS-1672-M	16	72"	14"	\$2,120	
FD-OS-1678-M	16	78"	14"	\$2,209	
FD-OS-1684-M	16"	84"	14"	\$2,297	

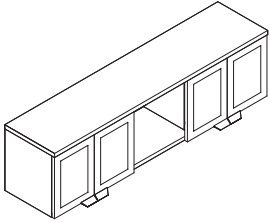
LAMINATE SWING DOORS & OPEN SHELF, 16" HIGH



PART #	HEIGHT	WIDTH	DEPTH	PRICE	NOTES
FD-OS-1660-N	16"	60"	14"	\$1,627	• Laminated swing doors & open shelf
FD-OS-1666-N	16	66"	14"	\$1,693	
FD-OS-1672-N	16	72"	14"	\$1,776	
FD-OS-1678-N	16	78"	14"	\$1,856	
FD-OS-1684-N	16"	84"	14"	\$1,939	

Wall Mounted Overhead

Aluminium/Glass



DESCRIPTION

Wall mount overhead with aluminum/glass swing doors, open shelves and paper shelves

SPECIFICATION OPTIONS

product #: See charts below
top: See page 7
casing: See page 7
overhead pull: BA or BU

ORDER EXAMPLE

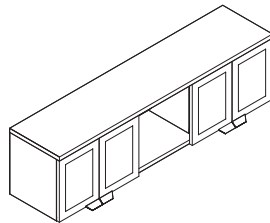
product #: FD-OS-1660-P
top: Espresso
casing: Espresso
overhead pull: BA Brushed Aluminum

Options/Notes

Standard Includes

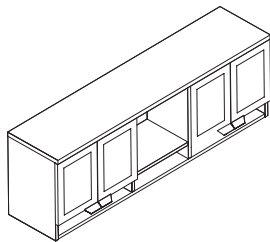
- Wall mounted overheads have tab style pulls only, choose finish BA Brushed Aluminum or BU Black Umber

ALUMINIUM/GLASS SWING DOORS & OPEN SHELF, 16" HIGH



PART #	HEIGHT	WIDTH	DEPTH	PRICE	NOTES
FD-OS-1660-P	16"	60"	14"	\$3,096	• Aluminum/Glass swing doors & open shelf
FD-OS-1666-P	16	66"	14"	\$3,275	
FD-OS-1672-P	16	72"	14"	\$3,342	
FD-OS-1678-P	16	78"	14"	\$3,407	
FD-OS-1684-P	16"	84"	14"	\$3,473	

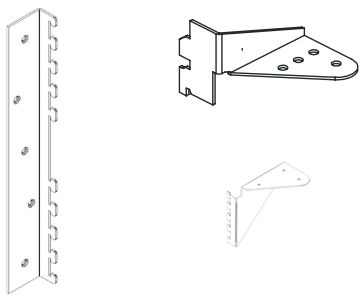
ALUMINIUM/GLASS SWING DOORS & OPEN SHELF, PAPER SHELF BELOW 20" HIGH



PART #	HEIGHT	WIDTH	DEPTH	PRICE	NOTES
FD-OS-2060-Q	20"	60"	14"	\$3,253	• Aluminum/Glass swing doors, open shelf & paper shelf
FD-OS-2066-Q	20"	66"	14"	\$3,320	
FD-OS-2072-Q	20"	72"	14"	\$3,388	
FD-OS-2078-Q	20"	78"	14"	\$3,454	
FD-OS-2084-Q	20"	84"	14"	\$3,518	

INTERRA CONNECTORS

Interra Connectors



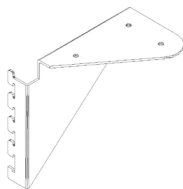
DESCRIPTION	
Parts for combining Dash and Interra	
SPECIFICATION OPTIONS	ORDER EXAMPLE
product #: See charts below	product #: FD-FM-X9

Options/Notes

Standard Includes

• See individual notes per part below.

PANEL MOUNT KIT



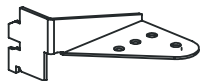
PART #	HEIGHT	WIDTH	DEPTH	PRICE	NOTES
FD-FM-X9	-	-	-	\$38	<ul style="list-style-type: none">Package of 4, (2) L and (2) R.Supports shared hutch on top of Interra panel(s)

CREDENZA BRACKET



PART #	HEIGHT	WIDTH	DEPTH	PRICE	NOTES
FD-FM-X10	-	11"	1-3/5"	\$18	<ul style="list-style-type: none">Used to anchor Dash credenza to Interra frames.Sold in pairs.Cloud White (CW) only.

CORNER BRACKET

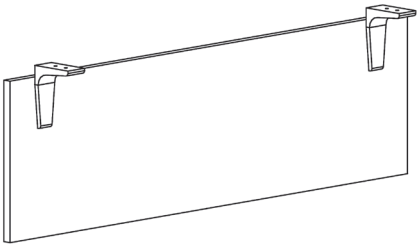


Right Shown
FIWSB.R

PART #	HEIGHT	WIDTH	DEPTH	PRICE	NOTES
FIWSB.L	-	-	-	\$6	<ul style="list-style-type: none">Used to attach Freestanding Dash table to Interra Panels to help support the Interra panel runSpecify L for left and R for right.Available in Cloud White (CW) and Black.
FIWSB.R				\$6	

COMPONENTS

Modesty Panel



DESCRIPTION

Attaches to the tabletop to provide privacy

SPECIFICATION OPTIONS

product #: See charts below
laminate: See page
brackets: CW, BU, SV

ORDER EXAMPLE

product #: FLMOD.1660
laminate: Medium Walnut
brackets: Cloud White

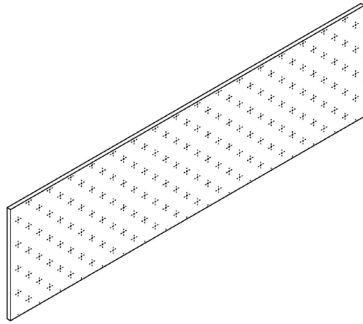
Options/Notes

Laminate modesty panel with matching PVC edge painted brackets

MODESTY PANEL

PART #	HEIGHT	WIDTH	LIST	NOTES
FLMOD.0836	8"	36"	\$228	<ul style="list-style-type: none">Modesty panel is actual widthShorter than actual width modesty may be needed based on leg type. Example: 24x60 freestanding top with concave taper legs requires 48" wide modesty.
FLMOD.0842	8"	42"	\$237	
FLMOD.0848	8"	48"	\$243	
FLMOD.0854	8"	54"	\$293	
FLMOD.0860	8"	60"	\$367	
FLMOD.0866	8"	66"	\$374	
FLMOD.0872	8"	72"	\$382	
FLMOD.0884	8"	84"	\$396	
FLMOD.0896	8"	96"	\$411	
FLMOD.1636	16"	36"	\$282	
FLMOD.1642	16"	42"	\$288	
FLMOD.1648	16"	48"	\$295	
FLMOD.1654	16"	54"	\$389	
FLMOD.1660	16"	60"	\$463	
FLMOD.1666	16"	66"	\$470	
FLMOD.1672	16"	72"	\$479	
FLMOD.1684	16"	84"	\$492	
FLMOD.1696	16"	96"	\$507	

Wall Mounted Tackboard



DESCRIPTION

Fabric covered tackboard that attaches to a wall

SPECIFICATION OPTIONS

product #: See charts below
fabric: See page

ORDER EXAMPLE

product #: FD-FM-X6012
fabric: PF101-21, Slide, Azure

Options/Notes

Standard Includes

- For use with wall mounted overhead or alone.
- May not be used with hutches.
- Specify panel fabric (Note: **Passage and Terrain fabric not approved for this application.** See page 5.

12" HIGH

PART #	HEIGHT	WIDTH	PRICE
FD-FM-X3612	12"	36"	\$468
FD-FM-X4212	12"	42"	\$468
FD-FM-X4812	12"	48"	\$486
FD-FM-X5412	12"	54"	\$635
FD-FM-X6012	12"	60"	\$635
FD-FM-X6612	12"	66"	\$653
FD-FM-X7212	12"	72"	\$653
FD-FM-X7812	12"	78"	\$653
FD-FM-X8412	12"	84"	\$671

19" HIGH

PART #	HEIGHT	WIDTH	PRICE
FD-FM-X3619	19"	36"	\$468
FD-FM-X4219	19"	42"	\$468
FD-FM-X4819	19"	48"	\$486
FD-FM-X5419	19"	54"	\$635
FD-FM-X6019	19"	60"	\$635
FD-FM-X6619	19"	66"	\$653
FD-FM-X7219	19"	72"	\$653
FD-FM-X7819	19"	78"	\$653
FD-FM-X8419	19"	84"	\$671

22" HIGH

PART #	HEIGHT	WIDTH	PRICE
FD-FM-X3622	22"	36"	\$468
FD-FM-X4222	22"	42"	\$468
FD-FM-X4822	22"	48"	\$486
FD-FM-X5422	22"	54"	\$635
FD-FM-X6022	22"	60"	\$635
FD-FM-X6622	22"	66"	\$653
FD-FM-X7222	22"	72"	\$653
FD-FM-X7822	22"	78"	\$653
FD-FM-X8422	22"	84"	\$671

23" HIGH

PART #	HEIGHT	WIDTH	PRICE
FD-FM-X3623	23"	36"	\$520
FD-FM-X4223	23"	42"	\$520
FD-FM-X4823	23"	48"	\$535
FD-FM-X5423	23"	54"	\$934
FD-FM-X6023	23"	60"	\$934
FD-FM-X6623	23"	66"	\$952
FD-FM-X7223	23"	72"	\$952
FD-FM-X7823	23"	78"	\$952
FD-FM-X8423	23"	84"	\$968

25" HIGH

PART #	HEIGHT	WIDTH	PRICE
FD-FM-X3625	25"	36"	\$520
FD-FM-X4225	25"	42"	\$520
FD-FM-X4825	25"	48"	\$535
FD-FM-X5425	25"	54"	\$934
FD-FM-X6025	25"	60"	\$934
FD-FM-X6625	25"	66"	\$952
FD-FM-X7225	25"	72"	\$952
FD-FM-X7825	25"	78"	\$952
FD-FM-X8425	25"	84"	\$968

26" HIGH

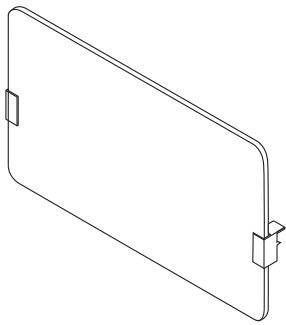
PART #	HEIGHT	WIDTH	PRICE
FD-FM-X3626	26"	36"	\$553
FD-FM-X4226	26"	42"	\$553
FD-FM-X4826	26"	48"	\$606
FD-FM-X5426	26"	54"	\$1,004
FD-FM-X6026	26"	60"	\$1,004
FD-FM-X6626	26"	66"	\$968
FD-FM-X7226	26"	72"	\$968
FD-FM-X7826	26"	78"	\$968
FD-FM-X8426	26"	84"	\$1,075

28" HIGH

PART #	HEIGHT	WIDTH	PRICE
FD-FM-X3628	28"	36"	\$553
FD-FM-X4228	28"	42"	\$553
FD-FM-X4828	28"	48"	\$606
FD-FM-X5428	28"	54"	\$1,004
FD-FM-X6028	28"	60"	\$1,004
FD-FM-X6628	28"	66"	\$968
FD-FM-X7228	28"	72"	\$968
FD-FM-X7828	28"	78"	\$968
FD-FM-X8428-	28"	84"	\$1,075

Privacy Screen

Fabric



DESCRIPTION

Work Surface mounted fabric covered privacy screen

SPECIFICATION OPTIONS

product #: See charts below
fabric: See page 5
brackets: CW, BU, SV

ORDER EXAMPLE

product #: FPSFLUSH.2442
fabric: PF-101-1, Slide, Caramel
brackets: SV Silver

Options/Notes

Standard Includes

- Actual screen is narrower than the worktop.
- Example: FPSFLUSH.2448 for use on 46"/48" width table, actual width of screen is 40"
- Fabric covered privacy screens have Black Reveal.
- Includes attachment hardware.
- **Passage and Terrain fabric not approved for this application.**

FABRIC PRIVACY SCREEN, Flush

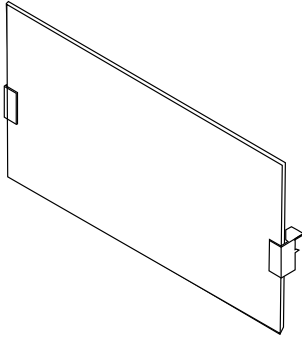
PART #	HEIGHT	WIDTH	PRICE	NOTES
FPSFLUSH.2442	24"	34"	\$556	<ul style="list-style-type: none">• Privacy screen sits flush with the back of the worktop.• Fabric covered privacy screens have Black Reveal.
FPSFLUSH.2448	24"	40"	\$602	
FPSFLUSH.2454	24"	46"	\$648	
FPSFLUSH.2460	24"	52"	\$696	
FPSFLUSH.2466	24"	58"	\$744	
FPSFLUSH.2472	24"	64"	\$791	

FABRIC PRIVACY SCREEN, with Wire Management Gap

PART #	HEIGHT	WIDTH	PRICE	NOTES
FPSGAP.2442	24"	34"	\$556	<ul style="list-style-type: none">• Fabric covered privacy screens have Black Reveal.• With 1" gap at back of worksurface for cord/wire management.
FPSGAP.2448	24"	40"	\$602	
FPSGAP.2454	24"	46"	\$648	
FPSGAP.2460	24"	52"	\$696	
FPSGAP.2466	24"	58"	\$744	
FPSGAP.2472	24"	64"	\$791	

Privacy Screen

Marker Board



DESCRIPTION

Work Surface mounted marker board privacy screen

SPECIFICATION OPTIONS

product #: See charts below
brackets: CW, BU, SV

ORDER EXAMPLE

product #: FMPSFLUSH.2442
brackets: SV Silver

Options/Notes

Standard Includes

- Actual screen is narrower than the worktop.
- Example: FPSFLUSH.2448 for use on 46"/48" width table, actual width of screen is 40"
- Includes attachment hardware
- Marker board screen is writable on both sides

MARKER BOARD PRIVACY SCREEN, Flush

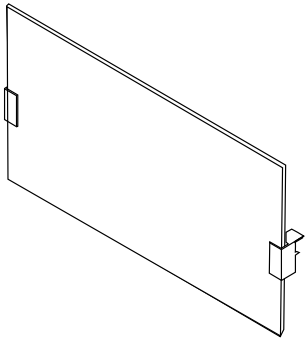
PART #	HEIGHT	WIDTH	PRICE	NOTES
FMPSFLUSH.2442	24"	34"	\$719	• Privacy screen sits flush with the back of the worktop.
FMPSFLUSH.2448	24"	40"	\$823	
FMPSFLUSH.2454	24"	46"	\$927	
FMPSFLUSH.2460	24"	52"	\$1,033	
FMPSFLUSH.2466	24"	58"	\$1,137	
FMPSFLUSH.2472	24"	64"	\$1,242	

MARKER BOARD PRIVACY SCREEN, with Wire Management Gap

PART #	HEIGHT	WIDTH	PRICE	NOTES
FMPSGAP.2442	24"	34"	\$719	• With 1" gap at back of worksurface for cord/wire management.
FMPSGAP.2448	24"	40"	\$823	
FMPSGAP.2454	24"	46"	\$927	
FMPSGAP.2460	24"	52"	\$1,033	
FMPSGAP.2466	24"	58"	\$1,137	
FMPSGAP.2472	24"	64"	\$1,242	

Privacy Screen

Laminate



DESCRIPTION

Work Surface mounted laminate privacy screen

SPECIFICATION OPTIONS

product #: See charts below
finish: See page 7
brackets: CW, BU, SV

ORDER EXAMPLE

product #: FLPSFLUSH.2442
finish: M15 Mousse
brackets: SV Silver

Options/Notes

Standard Includes

- Actual screen is narrower than the worktop.
- Example: FLPSFLUSH.2448 for use on 46"/48" width table, actual width of screen is 40"
- Includes attachment hardware

LAMINATE PRIVACY SCREEN, Flush

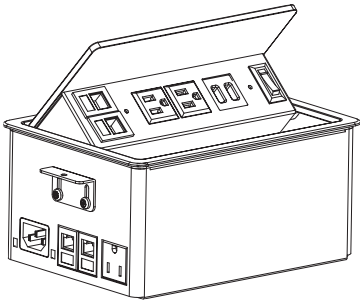
PART #	HEIGHT	WIDTH	PRICE	NOTES
FLPSFLUSH.2442	24"	34"	\$378	• Privacy screen sits flush with the back of the worktop.
FLPSFLUSH.2448	24"	40"	\$421	
FLPSFLUSH.2454	24"	46"	\$463	
FLPSFLUSH.2460	24"	52"	\$505	
FLPSFLUSH.2466	24"	58"	\$548	
FLPSFLUSH.2472	24"	64"	\$590	

LAMINATE PRIVACY SCREEN, with Wire Management Gap

PART #	HEIGHT	WIDTH	PRICE	NOTES
FLPSGAP.2442	24"	34"	\$378	• With 1" gap at back of worksurface for cord/wire management.
FLPSGAP.2448	24"	40"	\$421	
FLPSGAP.2454	24"	46"	\$463	
FLPSGAP.2460	24"	52"	\$505	
FLPSGAP.2466	24"	58"	\$548	
FLPSGAP.2472	24"	64"	\$590	

ACCESSORIES

Power Grommet Worksurface Mounted




DESCRIPTION
Worksurface mounted power/data grommet
NOTES
Includes 10' coiled power cord to connect to power source, or daisy chain to next power grommet

SPECIFICATION OPTIONS
product #: see charts below
finish: BA Brushed Aluminum, BC Brushed Charcoal or CW Cloud White (contact customer service for lead time)
ORDER EXAMPLE


product #: FPWR.0608
finish: BA Brushed Aluminum

POWER GROMMET, 5x8



PART #	HEIGHT	WIDTH	DEPTH	PRICE	NOTES
FPWR.0508		8"	5"	\$695	<ul style="list-style-type: none">• Worksurface mounted power/data grommet, 5x8• Includes 10' coiled power cord to connect to power source• Distributes up to 10 amps• Above Worksurface: (2) CAT6 data ports (out), (2) power outlets, (2) USB ports• Below Worksurface: (2) CAT6 data ports (in), (1) power outlet, Daisy Chain ports (in/out)

POWER GROMMET, 6x8



PART #	HEIGHT	WIDTH	DEPTH	PRICE	NOTES
FPWR.0608		8"	6"	\$695	<ul style="list-style-type: none">• Worksurface mounted power/data grommet, 6x8• Includes 10' coiled power cord to connect to power source• Distributes up to 10 amps• Above Worksurface: (2) CAT6 data ports (out), (2) power outlets, (2) USB ports• Below Worksurface: (2) CAT6 data ports (in), (2) power outlets, Daisy Chain ports (in/out)

DESK MOUNTED POWER UNIT


DESCRIPTION

See individual notes for parts below.



PART #	PRICE	NOTES
FPWR.DM	\$415	<ul style="list-style-type: none">• Worksurface mounted power unit• The power cord comes attached to the unit. The cord measures approximately 6 ft in length.• Includes 3 plugs and 2 USB ports• Distributes up to 10 amps• finish: available in BU and CW

MESH WIRE MANAGER



PART #	LENGTH	PRICE	NOTES
FFWM.18	18"	\$145	<ul style="list-style-type: none">• Wire manager mounts to the bottom of a worksurface to manage cords• Finish: Black with red zipper
FFWM.34	34"	\$145	

Monitor Arms

Worksurface/Table Accessories



DESCRIPTION

Monitor arms.

SPECIFICATION OPTIONS

product #: See charts below
finish: CW, BU, SV

ORDER EXAMPLE

product #: FMA-S
finish: CW

Options/Notes

Standard Includes

- Includes attachment hardware for clamp, grommet and Verity track mount

SINGLE MONITOR ARM



PART #	PRICE
FMA-S	\$628

DOUBLE MONITOR ARM



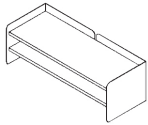
PART #	PRICE
FMA-D	\$897

Accessories

DESCRIPTION

See individual notes for parts below.

TABLETOP SHELF



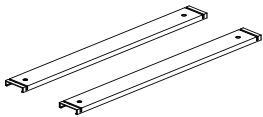
PART #	HEIGHT	WIDTH	DEPTH	PRICE	NOTES
FD-FM-X5	10"	30"	12"	\$281	<ul style="list-style-type: none"> • Cloud White painted metal outer, and laminate shelves • Specify shelf finish

LED TASKLIGHT



PART #	HEIGHT	WIDTH	PRICE	NOTES
FLED.20 (For use with overheads 24" - 36")	0.75"	20"	\$268	<ul style="list-style-type: none"> • Attaches beneath overheads or hutches • Includes an LED light, power cord, motion sensor and installation hardware for wood or metal overhead. The cord for the tasklight is 6 ft. long.
FLED.38 (For use with overheads 42" or wider)	0.75"	38"	\$338	

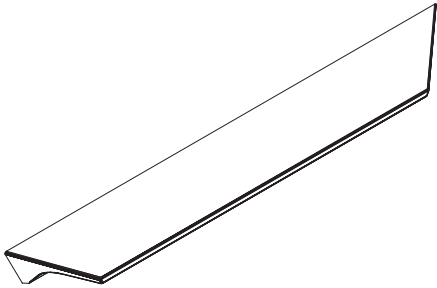
FILE BARS



PART #	HEIGHT	WIDTH	DEPTH	PRICE	NOTES
FFB (Front to back file bar)	-	-	-	\$25	<ul style="list-style-type: none"> • Comes in pairs • Order one per drawer • Finish black
FSSB (Side to side file bar)	-	-	-	\$22	

Pulls

for Lateral



DESCRIPTION
3 different pull options to choose from

SPECIFICATION OPTIONS
product #: See charts below
pull: See page 16

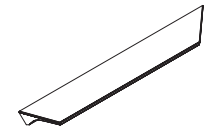
ORDER EXAMPLE
product #: WEDGE-PULL-244
pull: Wedge, brushed aluminum

Options/Notes

Standard Includes


- Pulls have color options: specify color when ordering. (See chart below)
- Pulls are included with cabinets. These are sold separately for replacement.
- Wedge, brushed aluminum pull is the default pull

WEDGE PULL FOR LATERAL



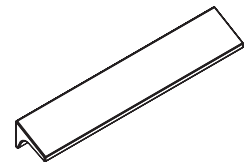
PART #	WIDTH	PRICE	NOTES
WEDGE-PULL-244	9.5"	\$25	• Wedge Pull for Lateral • Brushed Aluminum is Default Pull
WEDGE-PULL-244-BU	9.5"	\$25	

DESIGNER PULL FOR LATERAL



PART #	WIDTH	PRICE	NOTES
DESIGNER-PULL-250-RED	10"	\$25	• Designer Pull is CW (Cloud White) with non-slip color trim on underside. Trim available in 3 colors: Red, Green, and Grey
DESIGNER-PULL-250-GREEN	10"	\$25	
DESIGNER-PULL-250-GREY	10"	\$25	

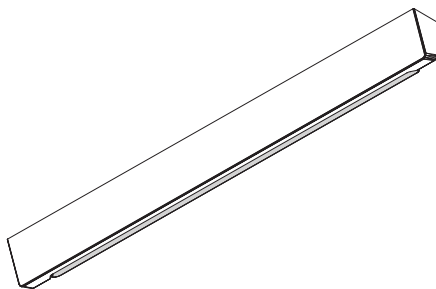
SLANT PULL FOR LATERAL



PART #	WIDTH	PRICE	NOTES
SLANT-PULL-199	8"	\$25	• Slant Pull for Lateral
SLANT-PULL-199-BU	8"	\$25	

Pulls

for pedestal



DESCRIPTION

3 different pull options to choose from

SPECIFICATION OPTIONS

product #: See charts below

pull: See page 16

ORDER EXAMPLE

product #: DESIGNER-PULL-250-RED

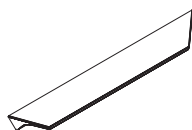
pull: Designer Pull RED

Options/Notes

Standard Includes

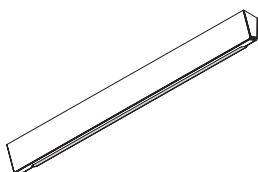
- Pulls have color options: specify color when ordering. (See chart below)
- Wedge, brushed aluminum pull is the default pull

WEDGE PULL FOR PEDESTAL



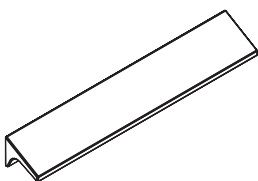
PART #	WIDTH	PRICE	NOTES
WEDGE-PULL-167	6.5"	\$25	<ul style="list-style-type: none"> • Wedge Pull for Pedestal • Brushed Aluminum is Default Pull
WEDGE-PULL-167-BU	6.5"	\$25	

DESIGNER PULL FOR PEDESTAL



PART #	WIDTH	PRICE	NOTES
DESIGNER-PULL-250-RED	10"	\$25	<ul style="list-style-type: none"> • Designer Pull is CW (Cloud White) with non-slip color trim on underside. Trim available in 3 colors: Red, Green, and Grey
DESIGNER-PULL-250-GREEN	10"	\$25	
DESIGNER-PULL-250-GREY	10"	\$25	

SLANT PULL FOR PEDESTAL



PART #	WIDTH	DEPTH	PRICE	NOTES
SLANT-PULL-167	8"		\$25	<ul style="list-style-type: none"> • Slant Pull for Pedestal
SLANT-PULL-167-BU	8"		\$25	

Keyed-Alike

Storage Accessories

DESCRIPTION

All towers, credenzas, pedestals and lateral files can be keyed alike

SPECIFICATION OPTIONS

product #: See charts below

ORDER EXAMPLE

product #: LAM1-KEY-ALIKE-4

Options/Notes

Standard Includes

- Keyed-Alike Lock Cores are sold in sets of 4 or 6.
- Each set of keyed alike cores includes the cores, each core has two keys and all cores are the same lock number.
- Lock core removal/change keys will need to be ordered separately.
- Specific lock numbers are unavailable.
- Dash Key Cores are for use with laminate storage only. Cannot be keyed alike with metal storage.

KEYED-ALIKE LOCKS

PART #		PRICE
LAM1-KEY-ALIKE-4	Lock Core Keyed-Alike (set of 4)-Type 1 Laminate Storage	\$175
LAM1-KEY-ALIKE-6	Lock Core Keyed-Alike (set of 6)-- Type 1 Laminate Storage	\$264
LAM1-FCK	Lock Core Change Key - Type 1 Laminate Storage	\$26
LAM1-FMK	Lock Core Master Key - Type 1 Laminate Storage	\$26
LAM1-KEY-CORE	Single Lock Core - Type 1 Laminate Storage	\$35 each