

Multiple Seating Price List ■

January 3, 2011
Updated June 30, 2016
800-424-2432



Contents

Refer to KI Terms & Conditions document or visit ki.com.

Ordering C.O.M., C.O.L., and C.O.V.	Bonduel, Green Bay, Ontario, and Tupelo	2
	High Point	4
	Shipping Location	6
Dorsal® Operational Tandem	General Information	8
	Multiple Seating	10
GateOne®	General Information	22
	Multiple Seating	24
Grazie® Tandem	General Information	28
	Multiple Seating	30
Perth®	General Information	40
	Multiple Seating	42
	Multiple Seating Replacement Parts	62
	Connecting Tables	64
Piretti Torsion® Tandem	General Information	66
	Multiple Seating	68
Soltice®	General Information	76
	Multiple Seating	78
	Connecting Tables	88
Strive® Tandem	General Information	90
	Multiple Seating	92
Index		102

Ordering C.O.M., C.O.L., and C.O.V.

Bonduel, Green Bay, Ontario, and Tupelo

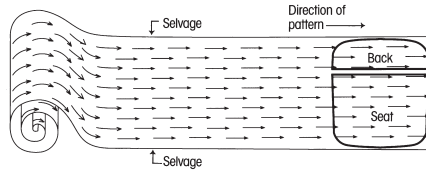
How to Specify C.O.M. Upholstery

Textile designs often have intricate patterns. Not all individuals will interpret fabric direction in the same manner.

As a standard procedure, KI cuts fabrics off the roll in a horizontal fashion as shown in Diagram A at the right. By cutting in this fashion, most waste is eliminated. Our requirements for yardage in this book are based on this type of cutting. When directional or patterned fabrics are used, they often require more yardage than solid colors.

By providing KI with a completely filled-out copy of the form on this page, we will be able to expedite your order. We find it particularly helpful with directional or patterned upholstery material. It is critical that copies of this form accompany test quantities as well as production quantities of C.O.M.

C.O.M. must be supplied in continuous yardage.



C.O.M., C.O.L. and C.O.V. Testing

KI will require for testing actual yardage to upholster one chair. The testing requirements depend on which chair you have selected on your order.

Test samples will be applied to the order and will be held for 6 months if needed. After 6 months, the sample can no longer be applied to your order. For all products to be tested, send test samples for approval to:

KI
Attn: C.O.M. Specialist
1687 Westminster Drive, Gate 3
Green Bay WI 54302

To expedite the procedure, attach a copy of the "C.O.M. Information Form" on this page.

All C.O.M., C.O.L. and C.O.V. must be labeled with the purchase order number.

C.O.M., C.O.L. and C.O.V. Production

Customer's fabrics and leathers must be approved prior to acceptance for production. Upon test approval, a 1" square sample swatch of upholstery material must accompany the order. KI assumes no responsibility for wear, defects or performance of customer's own fabrics, vinyl or leather. C.O.M., C.O.L. and C.O.V. orders are available on a deferred delivery basis.

Orders for production of C.O.M., C.O.L. and C.O.V. upholstered products are not scheduled for processing until upholstery material is received. Upon receipt, KI will provide an acknowledgement and an estimated shipping date.

KI recommends that leather be ordered in yardage. Leather must be usable. The outer edges cannot be calculated as square feet or yardage.

The C.O.M., C.O.L. and C.O.V. yardage requirements accompanying products in the pricing section are for 10 chairs/seats or less, 54" wide nondirectional material. On larger orders, less material is required.

For exact production yardage requirements, call 1-800-424-2432, ext. 2707.

C.O.M., C.O.L. and C.O.V. Order Processing

For products shipped from Green Bay, WI facility, ship upholstery material to:

KI
Attn: C.O.M. Storage
1687 Westminster Drive, Gate 3
Green Bay, WI 54302

For products shipped from Tupelo, MS facility ship material to:

KI Tupelo
Attn: C.O.M. Storage
2112 South Green Street
Tupelo, MS 38801

For products shipped from Bonduel, WI facility, ship material to:

KI
Attn: C.O.M. Storage
204 West South Street
Bonduel, WI 54107

For products shipped from Ontario, CA facility, ship material to:

Avail/Impress/Kismet/Medical & Laboratory Stools/Pilot
Attn: C.O.M. Storage
1110 S. Mildred Ave.
Ontario, CA 91761

Intricate Patterns

In the event of specific requirements for positioning of intricate patterns or pattern repeats on seats and backrests, provide a sketch noting requirements, as in Diagram B, along with materials for testing, and with the order.

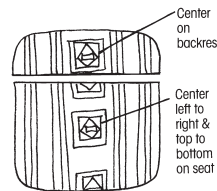


Diagram B

Treated Materials

If C.O.M. requires processing such as Scotchgard® or acrylic backing, it often shrinks. To prevent delays in delivery or back ordering due to shrinkage, please have your processor remeasure after processing and assure adequate yardage shipment.

Split Orders

If a portion of the shipment which does not require C.O.M., C.O.L. or C.O.V. applications is to be processed and shipped early, KI will enter the order immediately at your request. These split shipments are subject to minimum order changes.

Contact the C.O.M. Specialist at 1-800-424-2432, ext. 2707, with questions or to verify a split order.

Excess Upholstery Material

KI will dispose of excess upholstery material at the time of shipment unless expressly requested to return it with the product shipment.

Cancelled or Changed Orders

KI assumes no responsibility for extra C.O.M., C.O.L. or C.O.V. material due to a change of upholstery or cancellation of an order. It is the customer's responsibility to arrange for return of this material.

C.O.M., C.O.L. and C.O.V. Information Form

A copy of this form should accompany test requests and production orders. Please fill it out completely, and, if your order has been acknowledged, provide the acknowledgement number.

Purchasing Agent (Dealer or buying organization)

Attention

Address

City

State

Zip

Project Name

Type of seating and number of units of each type

Please see information below and check the appropriate box.

☐ Submitted for testing.

☐ Test approved. Submitted for production.

Purchase Order Number

KI Acknowledgement Number

In all instances, send this form to the C.O.M. Specialist.

☐ A Selvage Top and Bottom



☐ B Selvage Side and Side





Ordering C.O.M., C.O.L., and C.O.V.

Bonduel, Green Bay, Ontario, and Tupelo

Ordering C.O.M., C.O.L., and C.O.V.

High Point

Customer's Own Material ■

Specifications Form

March 2015

All fabrics, including COM, COL, KOM and in grades will be applied at the factory's discretion. If a pattern or stripe is to be applied in a certain direction, the customer MUST specify this in writing on the P.O. and attach a sample of the fabric with it running in the application direction to the P.O. Specifying fabric direction may increase the amount of COM or KOM yardage required. Check with KI Customer Service to see if an increase in yardage is necessary BEFORE specifying, ordering and sending COM and COL to the factory or having KOM quoted.

ALL C.O.M AND C.O.L SHIPMENTS
MUST BE PREPAID TO:

KI
217 Feld Avenue
High Point, NC 27263

COM and COL must be identified as follows:

1. Name and address
2. Your purchase order number
3. Our style number to which fabric is to be applied
4. Supplier name and fabric name, number, and color

COLLECT SHIPMENTS WILL BE REFUSED.

SHIPMENT SCHEDULE WILL BE GIVEN WHEN ALL FABRIC IS RECEIVED FOR ENTIRE ORDER

YARDAGE REQUIREMENTS LISTED IN PRICE LIST ARE BASED ON PLAIN GOODS 54" WIDE. Fabrics less than 54" wide, or those requiring matching (stripes, plaids, prints, large patterns) will require additional yardage based on the fabric used and the item ordered. FABRIC WITH NAP: IF USING MOHAIR, VELVET OR ANY FABRIC WITH A "NAP", INCREASE YARDAGE REQUIRE BY 11%. CONSULT MATRIX BELOW FOR ADDITIONAL YARDAGE NEEDED.

C.O.M. INCREASE MATRIX (The yardage matrix is also applicable to any reservations of KI Ingrade, Pallas, or KOM upholsteries).

This table is a general guide.

FABRIC WIDTH	PLAIN FABRIC	UNDER 7" REPEAT	8"-13" REPEAT	14"-21" REPEAT	22"-27" REPEAT	28"-33" REPEAT	34"-40" REPEAT	41"-48" REPEAT
54"	0	20%	25%	30%	40%	50%	60%	70%
51"-53"	15%	25%	30%	35%	45%	60%	70%	80%
48"-50"	20%	30%	35%	40%	50%	65%	75%	85%
45"-47"	30%	45%	50%	55%	60%	80%	90%	100%
36"-44"	50%	65%	70%	75%	80%	100%	110%	120%

FABRIC WITH DOUBLE REPEAT: IF USING A FABRIC WITH A DOUBLE REPEAT, PLEASE FOLLOW THIS FORMULA: TAKE THE TOTAL AMOUNT OF THE LARGER AND HALF OF THE SMALLER REPEAT; ADD TOGETHER TO FIND THE CORRECT OVERALL REPEAT. EXAMPLE: 10" VERTICAL WITH 14" HORIZONTAL WOULD BE $14 + 5 = 19$.

IF FABRIC COMES IN ON MULTIPLE ROLLS, ONE ADDITIONAL YARD PER ROLL NEEDS TO BE ADDED TO THE YARDAGE REQUIREMENT.

SPECIAL NOTE: WE CAN ASSUME NO RESPONSIBILITY FOR THE DURABILITY OR TAILORING QUALITY OF CUSTOMER FURNISHED COVERINGS (C.O.M.) OR KOM. KOM: is fabric that KI will purchase for you at jobber's price (net) plus a nominal charge for handling, shipping, and managing.





Customer's Own Material ■

Specifications Form

March 2015

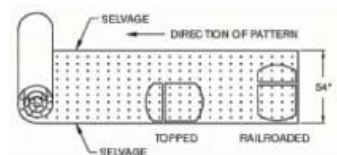
ADDITIONAL NOTES:

- Orders cannot go into production without the information listed at right.
- Attach memo sample to this approval sheet.
- If your order has been placed, list PO# _____
- The cost of the COM sample will be paid by the client.
- Even after preliminary approval, KI reserves the right to reject COM/COL if necessary when the quality is not satisfactory for the product to be upholstered. KI assumes no responsibility for its overall appearance, flammability, durability, color fastness or any other quality after upholstered on a KI product.

ALL COM MUST BE APPROVED.

Photocopy this form and submit with COM fabric for approval:

(This fabric approval is for the purpose of advising how to apply your COM fabric, verify yardage required, and suitability.)



YOUR COMPANY NAME _____

PHONE _____ FAX _____

Material Supplier _____

Material Name _____ Number _____

Material Color _____ Width _____

Vertical Repeat _____ Horizontal Repeat _____

Fiber Content _____

Direction Stripe/Pattern to be applied _____

COM TO BE USED ON THE FOLLOWING:

QTY PRODUCT NAME/NUMBER

_____	_____
_____	_____
_____	_____
_____	_____
_____	_____



Ordering C.O.M., C.O.L., and C.O.V.

Shipping Location

C.O.M. SHIPPING LOCATION

Architectural Walls

Genius Walls MN

Casegoods

Dante Benches AG
Darwin Tackboards MN
Aristotle Tackboards MN

Classroom Furniture

360° Classroom Furniture BW
Intellect Wave Chairs GB
Dorsal 1090 Chairs GB
Learn2 GB

Desking

700 Series Desking KP
Balance Overheads MN
Genesis Desking MN
True Desking KP
Universal Overheads MN
WorkZone Desking MN

Files & Storage

700 Series Pedestal Cushion GB
U-Series Pedestal Cushion GB

Fixed Seating

Concerto Auditorium Seating BW
Single Pedestal Seating GB
Jury Base Seating GB
Lancaster Auditorium Seating BW
Sequence Seating GB
University Seating GB

Panel Systems

All Terrain KP
Balance Overheads MN
System 3000 MN
Universal Overheads MN

Wireworks MN
Unite MN

Residence Hall Furniture

RoomScape Furniture MN

Screens

True/Volition KP
Genesis KP

Seating

100 Series Folding Chairs BW
300 Series Folding Chairs BW
600 Series Stools BW
700 Series Folding Chairs BW
1000 Series GB
Aerdyn Guest Seating HN
Affina Collection HN
Arisa Lounge HN
Altus Task Chairs TM
Apply Stack Chairs GB
Auditorium Folding Chairs BW
Avail Task Chairs OM
Bantam Guest Seating HN
Boss Design Chairs HN
Cinturon Lounge & Professional Seating HN
Cody Lounge Seating HN
Connection Zone Privacy Booths HN
Doni Collection GB
Dorsal Stack & Tandem Seating GB
Engage Task Chairs & Stools GB
Front Row Seats (Silk Screening) BW
GateOne Public Seating BW
Grazie Seating GB
Hub Modular Lounge Seating HN
Impress Task Chairs OM
Impress Ultra Task Chairs OM
Jessa Lounge Seating HN
Jubi Guest Chair GB

Kismet Task/Guest Chairs & Stools OM
Kurv Benches HN
LaResta Day Beds HN
Maestro Stack Chairs GB
Matrix Stack Chairs GB
Medical & Laboratory Stools OM
Mesa Lounge & Task Seating HN
MyWay Seating HN
Neena Benches HN
Opt4 GB
Perry Stack Chairs GB
Perth Multiple & Healthcare Seating HN
Perth II Healthcare Seating HN
Pilot Task Chairs OM
Piretti Stack Chairs GB
Promenade Seating System BW
Rapture Stack Chairs & Stools GB
Relax Lounge Seating HN
Rose Healthcare BW
Sela Lounge Seating HN
Sift Task Chairs TM
Silhouette Stack Chairs & Stools BW
Soltice Metal Collection HN
Soltice Multiple, Healthcare & Guest HN
Soltice II Healthcare Seating HN
Strive Multiple, Stack & Task GB
Sway BW
Tea Cup Lounge Seating HN
Torsion-on-the-Go! Nesting Chairs GB
Torsion Air Stack and Task Seating GB
Torsion Stack and Task Seating GB
Versa Stack Chairs & Stools GB

Site Furnishings

Logix BW

KI Manufacturing Sites - Customer's Own Material Shipment Manufacturing Site Addresses

AG

Contact KI at
1-800-424-2432

GB

KI Green Bay
Attn: COM Storage
1687 Westminster Drive - Gate 3
Green Bay, WI 54302

HN

KI-HN
Attn: COM Storage
217 Feld Avenue
High Point, NC 27263

KP

KI Pembroke
Attn: COM Storage
1000 Olympic Dr.
Pembroke, Ontario K8A6X7

MN

KI Manitowoc
Attn: COM Storage
1400 S. 41st St.
Manitowoc, WI 54220

BW

KI Bonduel
Attn: COM Storage
204 West South St.
Bonduel, WI 54107

KI Crossroads

Attn: Brianne Linn
280 North Road
Clinton County
Industrial Park
McElhattan, PA 17748

OM

KI-Impress
Attn: COM Storage
1110 S. Mildred Ave.
Ontario, CA 91761

TM

KI Tupelo
2112 South Green St.
Tupelo, MS 38804



Ordering C.O.M., C.O.L., and C.O.V.

Shipping Location



Dorsal® Operational Tandem

General Information




Operational Armless Seat Tandem
(DT4NAUB/S3/IT1)



Operational Arm Seat Tandem
(DT3WAUB/S3)

Features		
Movable base	•	•
Wallsaver base	•	•
Back-to-back ganging	•	•
In-line tables	•	•
Corner ganging tables	•	•
Available fully upholstered	•	•
Available with upholstered seat	•	•
Available without upholstery	•	•



"C" Base

SPECIFICATIONS

Operational Seats

Unupholstered chairs have a textured thermoplastic shell. Upholstered chairs have fabric covered, extra thick, soft foam backrest and seat cushions fastened to an inner shell. Automatic mechanism governs backrest movement. Powder-coated steel arms with plastic caps.

"C" Base

Cast aluminum alloy leg section. 14-gauge, 1" x 2" seamless steel column. Columns are welded to a yoke/plate which clamps onto beam. Non-wallsaver standard. Wallsaver option is black molded plastic extension of rear glides. Upright and base are painted monochromatic with beam and yoke.

In-line Tables

Used in place of seats. Solid core top measures 20" x 20" x 7/8". High-density particleboard with plastic laminate surface and vinyl bullnose edge.

"L" Corner Table Assembly

Corners are formed by mounting beam extensions joined by a tabletop and supported by one leg section for each beam plus a 7/8" square leg located at the corner. Tables are 30" x 30" x 7/8" high-density particleboard with plastic laminate surface and vinyl bullnose edge.

Back Ganging Bar

Couples units back-to-back. Bolts to seat table or beam. Fabricated heavy-gauge steel with finish to match frame. Removable. Two to five-place units to be ganged require two ganging bars. For larger units, contact KI.

INFORMATION

C.O.M. Testing and Production Requirements

Not all materials are suitable for upholstering this product. A 1 yard sample must be submitted and approved prior to acceptance of an order. If the fabric is directional in

pattern or weave, the direction must be indicated on the submitted sample, and additional yardage may be requested.

Test samples must be sent to:

KI
Attn: C.O.M. Specialist
1687 Westminster Drive - Gate 3
Green Bay, WI 54302

Fabric Disclaimer

Fabric will be applied as swatched by the fabric manufacturer. Fabric that is required to be applied differently than is swatched will need a Special Cost Request written specifying the direction the fabric is to be applied. The posted standard lead time will apply to the Special Cost Request.

Design

Designed and developed by Emilio Ambasz and Giancarlo Piretti for OPENArk B.V. Manufactured in the USA by Krueger International, Inc. under license from

OPENArk B.V.

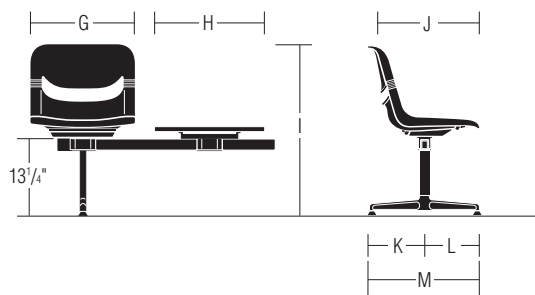
Dorsal® is a registered trademark of OPENArk B.V. and is used under license by Krueger International, Inc.



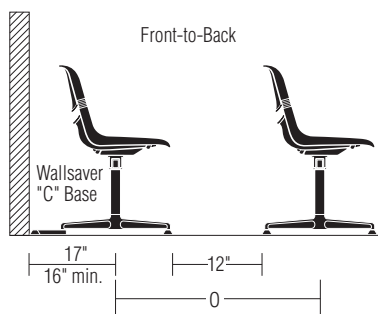
Dorsal® Operational Tandem

General Information

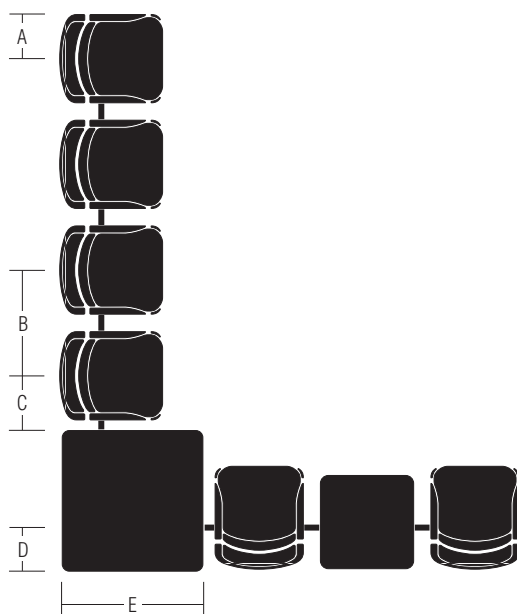
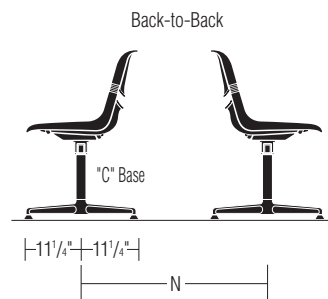
Widths & Heights



To Wall



Row Alignment



Operational Seats

Width On Center, End Position		
Armless	A	9 1/2"
Integral Arm	A	13"
Table	A	10"
Width On Center	B	22"
Center Of Seat To Corner Table Edge	C	11"
Center Of Beam To Corner Table Back Edge	D	10"
Corner Table, Width And Depth	E	30"
Overall Width		
2 - Place Armless	F	44"
2 - Place With Arms	F	48"
3 - Place Armless	F	63"
3 - Place With Arms	F	70"
4 - Place Armless	F	85"
4 - Place With Arms	F	92"
Additional place	B	22"
Width		
Armless	G	19"
With Arms	G	23"
In-Line Table	H	20"
Overall Height		
Depth	I	31"
Depth		
Front Seat Edge To Backrest	J	18 1/2"
Center Of Beam To Back Of Backrest	K	11"
Center Of Beam To Seat Edge	L	11"
Overall Depth		
Upright Posture	M	22"
Relaxed Posture	M	26"
Alignment		
Back-To-Back, Uprights On Center	N	30"
"C" Base	O	35"



INFORMATION

Warranty

Refer to KI Terms & Conditions document or visit ki.com

Dorsal® Operational Tandem

Multiple Seating

			MODEL NUMBER						
MODEL	Features		Basic Model	Corner Table Connection	Frame Color	Seat & Back Color	Surface Finish	Edge Color	
 DT1P DT2P DT3P DT4P DT5P	Operational Armless Seat Unupholstered <ul style="list-style-type: none">Automatically adopts upright and relax positionsAvailable with movable "C" base onlyWhen selecting a corner connection, corner table must be ordered separately	1 Seat, 0 In-Line Table	DT1NAP/S1/IT0	<input type="checkbox"/>	<input type="checkbox"/>	<input type="checkbox"/>			
		1 Seat, 1 In-Line Table	DT2NAP/S1/IT1	<input type="checkbox"/>	<input type="checkbox"/>	<input type="checkbox"/>	<input type="checkbox"/>	<input type="checkbox"/>	
		2 Seats, 0 In-Line Table	DT2NAP/S2/IT0	<input type="checkbox"/>	<input type="checkbox"/>	<input type="checkbox"/>			
		2 Seats, 1 In-Line Table	DT3NAP/S2/IT1	<input type="checkbox"/>	<input type="checkbox"/>	<input type="checkbox"/>	<input type="checkbox"/>	<input type="checkbox"/>	
		3 Seats, 0 In-Line Table	DT3NAP/S3/IT0	<input type="checkbox"/>	<input type="checkbox"/>	<input type="checkbox"/>			
		2 Seats, 2 In-Line Tables	DT4NAP/S2/IT2	<input type="checkbox"/>	<input type="checkbox"/>	<input type="checkbox"/>	<input type="checkbox"/>	<input type="checkbox"/>	
		3 Seats, 1 In-line Table	DT4NAP/S3/IT1	<input type="checkbox"/>	<input type="checkbox"/>	<input type="checkbox"/>	<input type="checkbox"/>	<input type="checkbox"/>	
		4 Seats, 0 In-line Table	DT4NAP/S4/IT0	<input type="checkbox"/>	<input type="checkbox"/>	<input type="checkbox"/>			
		3 Seats, 2 In-Line Tables	DT5NAP/S3/IT2	<input type="checkbox"/>	<input type="checkbox"/>	<input type="checkbox"/>	<input type="checkbox"/>	<input type="checkbox"/>	
		4 Seats, 1 In-line Table	DT5NAP/S4/IT1	<input type="checkbox"/>	<input type="checkbox"/>	<input type="checkbox"/>	<input type="checkbox"/>	<input type="checkbox"/>	
 DT1P DT2P DT3P DT4P DT5P	Operational Arm Seat Unupholstered <ul style="list-style-type: none">Automatically adopts upright and relax positionsAvailable with movable "C" base onlyArms are powder-coated steel with plastic capsWhen selecting a corner connection, corner table must be ordered separately	1 Seat, 0 In-Line Table	DT1WAP/S1/IT0	<input type="checkbox"/>	<input type="checkbox"/>	<input type="checkbox"/>			
		1 Seat, 1 In-Line Table	DT2WAP/S1/IT1	<input type="checkbox"/>	<input type="checkbox"/>	<input type="checkbox"/>	<input type="checkbox"/>	<input type="checkbox"/>	
		2 Seats, 0 In-Line Table	DT2WAP/S2/IT0	<input type="checkbox"/>	<input type="checkbox"/>	<input type="checkbox"/>			
		2 Seats, 1 In-Line Table	DT3WAP/S2/IT1	<input type="checkbox"/>	<input type="checkbox"/>	<input type="checkbox"/>	<input type="checkbox"/>	<input type="checkbox"/>	
		3 Seats, 0 In-Line Table	DT3WAP/S3/IT0	<input type="checkbox"/>	<input type="checkbox"/>	<input type="checkbox"/>			
		2 Seats, 2 In-Line Tables	DT4WAP/S2/IT2	<input type="checkbox"/>	<input type="checkbox"/>	<input type="checkbox"/>	<input type="checkbox"/>	<input type="checkbox"/>	
		3 Seats, 1 In-line Table	DT4WAP/S3/IT1	<input type="checkbox"/>	<input type="checkbox"/>	<input type="checkbox"/>	<input type="checkbox"/>	<input type="checkbox"/>	
		4 Seats, 0 In-line Table	DT4WAP/S4/IT0	<input type="checkbox"/>	<input type="checkbox"/>	<input type="checkbox"/>			
		3 Seats, 2 In-Line Tables	DT5WAP/S3/IT2	<input type="checkbox"/>	<input type="checkbox"/>	<input type="checkbox"/>	<input type="checkbox"/>	<input type="checkbox"/>	
		4 Seats, 1 In-line Table	DT5WAP/S4/IT1	<input type="checkbox"/>	<input type="checkbox"/>	<input type="checkbox"/>	<input type="checkbox"/>	<input type="checkbox"/>	
	5 Seats, 0 In-line Table	DT5WAP/S5/IT0	<input type="checkbox"/>	<input type="checkbox"/>	<input type="checkbox"/>				
			A	B	C	D	E	F	

HOW TO ORDER

Indicate the following information on order form:

- Quantity of each item.
- Model number, including options. See "How To Build a Model Number".
- Any special service required.

Note: • The ☐ indicates that a choice is required.

- The absence of the ☐ indicates that no choice is required.
- Alpha-numeric characters in place of ☐ indicate that no other alternatives are available.

HOW TO BUILD A MODEL NUMBER

A Select basic model.

B Select corner table connection.

- NC** - No corner table
L - Unit connects to one corner table
LL - Unit connects to two corner tables

C Select frame color.

Refer to color addendum at ki.com or KI Fabrics & Finishes binder.

D Select seat/back color.

Refer to color addendum at ki.com or KI Fabrics & Finishes binder.

E Select surface finish for table.

Refer to color addendum at ki.com or KI Fabrics & Finishes binder.
 Surface finish offerings are based on edge style selections.

F Select table edge color.

Refer to color addendum at ki.com or KI Fabrics & Finishes binder.
 Edge color offerings are based on edge style selections.

OPTIONS

California TB133 Fire Safety Code

The above seating products can be manufactured using the appropriate flame-retardant materials and fabric selections for compliance to California Technical Bulletin 133.

Add "FR" to end of model number.

Model = Polypropylene

Added Lead Time = 1 week

Added List Price = \$59 per seat

ACCESSORIES

Wallsaver option

DOP.WS = \$27

(1 per base)



Dorsal® Operational Tandem

Multiple Seating

Approx.
Packaged
Weight

Delivered
Pricing

20.0#	\$ 470
34.0#	833
40.0#	942
54.0#	1303
60.0#	1413
68.0#	1663
74.0#	1773
85.0#	1886
93.0#	2133
99.0#	2247
105.0#	2358
25.0#	\$ 608
39.0#	1105
50.0#	1355
64.0#	1850
75.0#	1963
78.0#	2217
89.0#	2461
100.0#	2572
108.0#	2958
119.0#	3070
130.0#	3182

SPECIAL SERVICES


Special Carton Marking

With specially marked information N/C


Shipping

Shipped **k.d. freight prepaid f.o.b. Green Bay, Wisconsin 54302** factory. Freight class #70.

Specifications and prices are subject to change without prior notice.



- Automatically adopts upright and relax positions
- Cushioned and upholstered seat
- Available with movable "C" base only
- When selecting a corner connection, corner table must be ordered separately

		MODEL NUMBER							
	Features	Basic Model	Corner Table Connection	Frame Color	Seat & Back Color	Surface Finish	Edge Color	Upholstery Color	Approx. Packaged Weight
	1 Seat, 0 In-Line Table	DT1NAUS/S1/IT0	□□	□□	□□□			□□□□□	21.0#
	1 Seat, 1 In-Line Table	DT2NAUS/S1/IT1	□□	□□	□□□	□□□	□□□	□□□□□	35.0#
	2 Seats, 0 In-Line Table	DT2NAUS/S2/IT0	□□	□□	□□□			□□□□□	42.0#
	2 Seats, 1 In-Line Table	DT3NAUS/S2/IT1	□□	□□	□□□	□□□	□□□	□□□□□	56.0#
	3 Seats, 0 In-Line Table	DT3NAUS/S3/IT0	□□	□□	□□□			□□□□□	63.0#
	2 Seats, 2 In-Line Tables	DT4NAUS/S2/IT2	□□	□□	□□□	□□□	□□□	□□□□□	70.0#
	3 Seats, 1 In-line Table	DT4NAUS/S3/IT1	□□	□□	□□□	□□□	□□□	□□□□□	77.0#
	4 Seats, 0 In-line Table	DT4NAUS/S4/IT0	□□	□□	□□□			□□□□□	84.0#
	3 Seats, 2 In-Line Tables	DT5NAUS/S3/IT2	□□	□□	□□□	□□□	□□□	□□□□□	96.0#
DT2US	4 Seats, 1 In-line Table	DT5NAUS/S4/IT1	□□	□□	□□□	□□□	□□□	□□□□□	103.0#
DT3US	5 Seats, 0 In-line Table	DT5NAUS/S5/IT0	□□	□□	□□□			□□□□□	110.0#
DT4US									
DT5US									
Operational Armless Seat - Upholstered Seat									
• Automatically adopts upright and relax positions									
• Cushioned and upholstered seat									
• Available with movable "C" base only									
• When selecting a corner connection, corner table must be ordered separately									

A
B
C
D
E
F
G

Note:

- The ☐ indicates that a choice is required.
- The absence of the ☐ indicates that no choice is required.
- Alpha-numeric characters in place of ☐ indicate that no other alternatives are available.

Wallsaver option
DOP.WS = \$27
(1 per base)



Dorsal® Operational Tandem

Multiple Seating

Delivered Pricing Fabric Grade 1 & C.O.M.	Delivered Pricing Fabric Grade 2	Delivered Pricing Fabric Grade 3	Delivered Pricing Vinyl Group 2V	Delivered Pricing Pallas Fabric Group P0	Delivered Pricing Pallas Fabric Group P1	Delivered Pricing Pallas Fabric Group P2	Delivered Pricing Pallas Fabric Group P3	Delivered Pricing Pallas Fabric Group P4
\$ 606	\$ 631	\$ 640	\$ 640	\$ 627	\$ 666	\$ 702	\$ 731	\$ 756
968	993	1002	1002	989	1028	1063	1091	1122
1214	1262	1283	1283	1255	1333	1405	1457	1514
1576	1623	1645	1645	1613	1692	1764	1818	1875
1822	1893	1929	1929	1884	2001	2108	2188	2269
1934	1982	2005	2005	1972	2051	2120	2178	2232
2181	2254	2287	2287	2241	2359	2463	2549	2631
2430	2527	2570	2570	2508	2666	2807	2919	3031
2538	2615	2646	2646	2604	2721	2823	2908	2993
2787	2887	2929	2929	2872	3029	3166	3277	3389
3034	3154	3212	3212	3134	3331	3505	3649	3787

SPECIAL SERVICES

Special Carton Marking

With specially marked information N/C

Shipping

Shipped **k.d. freight prepaid f.o.b. Green Bay, Wisconsin 54302** factory. Freight class #70.

Specifications and prices are subject to change without prior notice.

A simple line drawing of a two-seater bench. It has two seats with curved backs and armrests. The seats are connected by a central horizontal bar. The bench is supported by four legs, with the outer legs having a slight outward curve at the bottom.

DT1UB
DT2UB
DT3UB
DT4UB
DT5UB

Operational Armless Seat - Upholstered Seat and Back

- Automatically adopts upright and relax positions
- Cushioned and upholstered seat and backrest
- Available with movable "C" base only
- When selecting a corner connection, corner table must be ordered separately

Indicate the following information on order form:

1. Quantity of each item.
2. Model number, including options. See "How To Build a Model Number".
3. Any special service required.

Note: • The ☐ indicates that a choice is required.

- The absence of the ☐ indicates that no choice is required.
- Alpha-numeric characters in place of ☐ indicate that no other alternatives are available.

A Select basic model.

- B** Select corner table connection.
- | | |
|-----------|--------------------------------------|
| NC | - No corner table |
| L | - Unit connects to one corner table |
| LL | - Unit connects to two corner tables |

- C** Select frame color.
Refer to color addendum at ki.com or KI
Fabrics & Finishes binder.

- D** Select seat/back color.
Refer to color addendum at ki.com or KI
Fabrics & Finishes binder.

- E** Select surface finish for table.
Refer to color addendum at ki.com or KI
Fabrics & Finishes binder.
Surface finish offerings are based on edge
style selections.

- F** Select table edge color.
Refer to color addendum at ki.com or
KI Fabrics & Finishes binder.
Edge color offerings are based on
edge style selections.

- G** Select upholstery grade/color.
Refer to color addendum at ki.com or
KI Fabrics & Finishes binder.

California TB133 Fire Safety Code

The above seating products can be manufactured using the appropriate flame-retardant materials and fabric selections for compliance to California Technical Bulletin 133. Add "FR" to end of model number.
Model = Upholstered
Added Lead Time = 1 week
Added List Price = \$98 per seat

ACCESSORIES

Wallsaver option
DOP.WS = \$27
(1 per base)



Special Carton Marking

With specially marked information	N/C
-----------------------------------	-----

Shipping

Shipped k.d. freight prepaid f.o.b. Green Bay, Wisconsin 54302 factory. Freight class #70.

Specifications and prices are subject to change without prior notice.

Wallsaver option
DOP.WS = \$27
(1 per base)



Dorsal® Operational Tandem

Multiple Seating

Delivered Pricing Fabric Grade 1 & C.O.M.	Delivered Pricing Fabric Grade 2	Delivered Pricing Fabric Grade 3	Delivered Pricing Vinyl Group 2V	Delivered Pricing Pallas Fabric Group P0	Delivered Pricing Pallas Fabric Group P1	Delivered Pricing Pallas Fabric Group P2	Delivered Pricing Pallas Fabric Group P3	Delivered Pricing Pallas Fabric Group P4
\$ 744	\$ 766	\$ 781	\$ 781	\$ 764	\$ 803	\$ 843	\$ 866	\$ 897
1239	1265	1274	1274	1263	1302	1339	1367	1393
1625	1674	1696	1696	1662	1742	1813	1869	1929
2120	2171	2193	2193	2160	2238	2309	2367	2423
2368	2442	2477	2477	2432	2549	2655	2736	2819
2482	2533	2554	2554	2522	2602	2675	2728	2784
2866	2940	2973	2973	2927	3045	3151	3236	3319
3115	3212	3255	3255	3195	3353	3492	3605	3715
3365	3438	3471	3471	3422	3540	3649	3734	3815
3610	3710	3752	3752	3692	3849	3991	4099	4213
3856	3980	4032	4032	3961	4157	4333	4467	4610

SPECIAL SERVICES

Special Carton Marking

With specially marked information N/C

Shipping


Shipped **k.d. freight prepaid f.o.b. Green Bay, Wisconsin 54302** factory. Freight class #70.

Specifications and prices are subject to change without prior notice.



**Operational Arm Seat - Upholstered
Seat and Back**

- Automatically adopts upright and relax positions
- Cushioned and upholstered seat and backrest
- Available with movable "C" base only
- Powder-coated steel arms with plastic caps
- When selecting a corner connection, corner table must be ordered separately

		MODEL NUMBER							Approx. Packaged Weight
		Basic Model	Corner Table Connection	Frame Color	Seat & Back Color	Surface Finish	Edge Color	Upholstery Color	
	1 Seat, 0 In-Line Table	DT1WAUB/S1/IT0	□□	□□	□□□			□□□□□	27.0#
	1 Seat, 1 In-Line Table	DT2WAUB/S1/IT1	□□	□□	□□□	□□□	□□□	□□□□□	41.0#
	2 Seats, 0 In-Line Table	DT2WAUB/S2/IT0	□□	□□	□□□			□□□□□	54.0#
	2 Seats, 1 In-Line Table	DT3WAUB/S2/IT1	□□	□□	□□□	□□□	□□□	□□□□□	68.0#
	3 Seats, 0 In-Line Table	DT3WAUB/S3/IT0	□□	□□	□□□			□□□□□	81.0#
	2 Seats, 2 In-Line Tables	DT4WAUB/S2/IT2	□□	□□	□□□	□□□	□□□	□□□□□	82.0#
	3 Seats, 1 In-line Table	DT4WAUB/S3/IT1	□□	□□	□□□	□□□	□□□	□□□□□	95.0#
	4 Seats, 0 In-line Table	DT4WAUB/S4/IT0	□□	□□	□□□			□□□□□	108.0#
	3 Seats, 2 In-Line Tables	DT5WAUB/S3/IT2	□□	□□	□□□	□□□	□□□	□□□□□	109.0#
	4 Seats, 1 In-line Table	DT5WAUB/S4/IT1	□□	□□	□□□	□□□	□□□	□□□□□	127.0#
DT1UB	5 Seats, 0 In-line Table	DT5WAUB/S5/IT0	□□	□□	□□□			□□□□□	140.0#
Operational Arm Seat - Upholstered Seat and Back									
<ul style="list-style-type: none"> Automatically adopts upright and relax positions Cushioned and upholstered seat and backrest Available with movable "C" base only Powder-coated steel arms with plastic caps When selecting a corner connection, corner table must be ordered separately 									

A
B
C
D
E
F
G

Note:

- The ☐ indicates that a choice is required.
- The absence of the ☐ indicates that no choice is required.
- Alpha-numeric characters in place of ☐ indicate that no other alternatives are available.

Refer to color addendum at ki.com or KI
Fabrics & Finishes binder.
Surface finish offerings are based on edge
style selections.

- G** Select upholstery grade/color.
Refer to color addendum at ki.com or
KI Fabrics & Finishes binder.

Wallsaver option
DOP.WS = \$27
(1 per base)



Special Carton Marking

With specially marked information	N/C
-----------------------------------	-----


Shipping

Shipped **k.d. freight prepaid f.o.b. Green Bay, Wisconsin 54302** factory. Freight class #70.

Specifications and prices are subject to change without prior notice.

Dorsal® Operational Tandem

Multiple Seating

			MODEL NUMBER				
			Basic Model	Frame Color	Surface Finish	Edge Color	
MODEL	Features						Approx. Packaged Weight
	Corner Table <ul style="list-style-type: none">• Connects 2 multi-place units at 90° angle• Connects to 1 unit	Connects 2 units	DTCT/LC	<input type="checkbox"/> <input type="checkbox"/>	<input type="checkbox"/> <input type="checkbox"/> <input type="checkbox"/> <input type="checkbox"/>	<input type="checkbox"/> <input type="checkbox"/> <input type="checkbox"/> <input type="checkbox"/>	36.0#
		Connects 1 unit	DTCT/LO	<input type="checkbox"/> <input type="checkbox"/>	<input type="checkbox"/> <input type="checkbox"/> <input type="checkbox"/> <input type="checkbox"/>	<input type="checkbox"/> <input type="checkbox"/> <input type="checkbox"/> <input type="checkbox"/>	40.0#
DTCT							
HRDPT	Back Ganging Bar <ul style="list-style-type: none">• Connects 2 units back-to-back• Powder-coated to match base• Sold in pairs		DOP.GANG	<input type="checkbox"/> <input type="checkbox"/>			8.0#
			A	B	C	D	

HOW TO ORDER

Indicate the following information on order form:

1. Quantity of each item.
2. Model number, including options. See “How To Build a Model Number”.
3. Any special service required.

Note:

- The ☐ indicates that a choice is required.
- The absence of the ☐ indicates that no choice is required.
- Alpha-numeric characters in place of ☐ indicate that no other alternatives are available.

HOW TO BUILD A MODEL NUMBER

- A** Select basic model.
- B** Select frame color.
Refer to color addendum at [ki.com](#) or KI Fabrics & Finishes binder.
- C** Select surface finish for table.
Refer to color addendum at [ki.com](#) or KI Fabrics & Finishes binder.
Surface finish offerings are based on edge style selections.
- D** Select table edge color.
Refer to color addendum at [ki.com](#) or KI Fabrics & Finishes binder.
Edge color offerings are based on edge style selections.



Dorsal[®] Operational Tandem

Multiple Seating

Delivered Pricing	
\$	642
	1087
\$	198

SPECIAL SERVICES

Special Carton Marking

With specially marked information N/C

Shipping

Shipped **k.d. freight prepaid f.o.b. Green Bay, Wisconsin 54302** factory. Freight class #70.

Specifications and prices are subject to change without prior notice.



GateOne® Seating
(GT5/S4/11T)


2-Place Unit

3-Place Unit

4-Place Unit

5-Place Unit


Features				
Die-cast aluminum armrests		•		
Freestanding		•		
Fixed to floor		•		
Beam mounted		•		
Wallsaver bracket		•		
Back-to-back ganging		•		
In-line tables		•		
Corner ganging tables		•		
General Dimensions				
Seat width		22"	22"	22"
Unit width		50"	73-1/2"	97"
Unit depth		29-1/4"	29-1/4"	29-1/4"
Seat height		18"	18"	18"
Unit height		35"	35"	35"
Weight		90 lbs.	124 lbs.	158 lbs.
Corner table top	30" x 30"			
In-line table	20" x 24"			
Table height (all table models)	14-1/2"			



Arm



Back-to-Back Ganger



Wallsaver



In-line Table

SPECIFICATIONS

GateOne® is shipped unassembled.

Seat and Back

Group 2 vinyl or C.O.V., standard KI, Pallas or C.O.M. upholstery fabrics over 2-1/2" thick polyfoam. Seats and backs are easily replaced in the field. Optional fire retardant treatment to meet California's TB133 code requirements.

Mounting Beam

11-gauge fabricated steel triangular beam. Powder-coated finish. Allows for up to five places per beam (seats or seats plus in-line/end-of-run tables). Die-cast end caps in polished aluminum or powder-coated finish.

Foot

Die-cast aluminum with leveling glides. Optional floor mounting bracket for securing unit to floor. 1-1/2" x 3-3/4" aluminum upright extrusion. Available in polished aluminum or powder-coated finish.

Seat Support Castings

Die-cast aluminum. Available in polished aluminum or powder-coated finish. Attach easily to mounting beam with one fastener.

Armrest

Die-cast aluminum. Available in polished aluminum or powder-coated finish. Armless option available.

In-Line/End-of-Run Table

7/8" thick solid core top consisting of high-density particleboard with plastic laminate surface and PVC edge. Used in place of seat on mounting beam.

Corner Ganging Table

7/8" thick solid core top consisting of high density particleboard with plastic laminate surface and PVC edge. For mounting modular units at a 90° angle. Corners are made by attaching table frame to the end of unit mounting beams. Table supported by one leg and leveling glide.

Back Ganging Bracket

11-gauge fabricated steel. Powder-coated finish. Easily attaches to foot casting at floor level via screw. Two to five place units to be ganged back-to-back require two ganging brackets.

Side Ganging Bracket

11-gauge fabricated steel. Powder-coated finish. Easily attaches to foot casting at floor level via screw. Two to five place units to be ganged side-to-side require two ganging brackets.

Side and Back Wallsaver Brackets

11-gauge fabricated steel. Powder-coated finish. Easily attaches to foot casting at floor level via screw. Two brackets per side and two per back.

INFORMATION

C.O.M/C.O.V. Testing Requirements

Not all vinyls/fabrics are suitable for upholstering this product. A 1-1/2 yd. x 54"

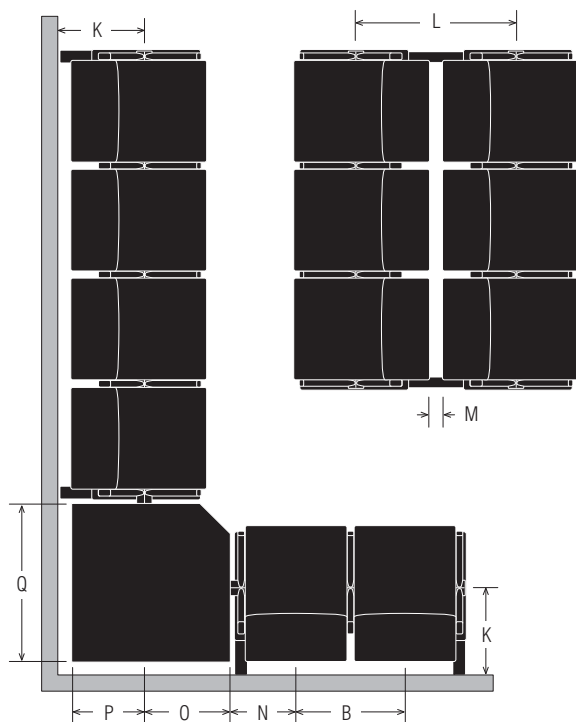
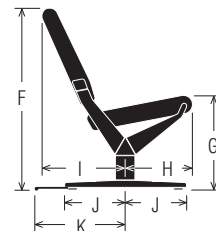
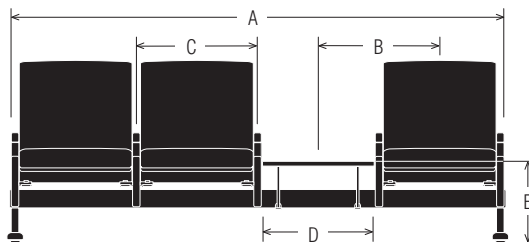
sample must be submitted and approved prior to acceptance of an order. If the vinyl is directional in pattern or weave, the direction must be indicated on the submitted sample, and additional yardage may be requested.

Test samples must be sent to:

KI
Attn: C.O.M. Specialist
1687 Westminster Drive - Gate 3
Green Bay, WI 54302

Fabric Disclaimer

Fabric will be applied as swatched by the fabric manufacturer. Fabric that is required to be applied differently than is swatched will need a Special Cost Request written specifying the direction the fabric is to be applied. The posted standard lead time will apply to the Special Cost Request.



Dimensions

A	2-Place Unit	50"
A	3-Place Unit	73 ¹ / ₂ "
A	4-Place Unit	97"
A	5-Place Unit	120 ¹ / ₂ "
B	Additional Places	23 ¹ / ₂ "
C	Seat Width	23 ¹ / ₂ "
D	Table Width	20"
E	Table Height	14 ¹ / ₂ "
F	Unit Height	35"
G	Seat Height	18"
H	Beam Center to Front of Seat	13"
I	Beam Center to Back of Seat	16 ¹ / ₄ "
J	Beam Center to Foot End	11 ³ / ₄ "
K	Beam Center to Wall (Wallsaver)	17 ³ / ₄ "
L	Beam Center to Beam Center (Ganged)	35 ¹ / ₈ "
M	Back-to-Back (Ganged)	2 ⁵ / ₈ "
N	Seat Center to Corner Table Mounting Side	13 ³ / ₈ "
O	Beam Center to Corner Table Mounting Side	18"
P	Beam Center to Corner Table Back	12"
Q	Corner Table Width	30"


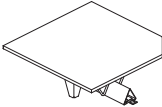
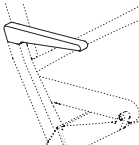
INFORMATION

Warranty

Refer to KI Terms & Conditions document or visit ki.com

GateOne®

Multiple Seating

			MODEL NUMBER					
MODEL		Features	Basic Model	Base Color	Surface Finish	Edge Color	Upholstery Color	
 GT2 GT3 GT4 GT5	GateOne® Seating <ul style="list-style-type: none">• Number of seats per beam• One to five seats per beam• Available upholstered in Group 2 Vinyl or C.O.V., standard KI, Pallas, or C.O.M. upholstery fabrics• Drawing must be supplied with each order	1 Seat, 1 End Table	GT2/S1/E1T	<input type="checkbox"/>	<input type="checkbox"/>	<input type="checkbox"/>	<input type="checkbox"/>	
		2 Seat, 0 Table	GT2/S2/E0T	<input type="checkbox"/>			<input type="checkbox"/>	
		2 Seats, 1 End Table	GT3/S2/E1T	<input type="checkbox"/>	<input type="checkbox"/>	<input type="checkbox"/>	<input type="checkbox"/>	
		2 Seats, 1 In-line Table	GT3/S2/I1T	<input type="checkbox"/>	<input type="checkbox"/>	<input type="checkbox"/>	<input type="checkbox"/>	
		3 Seats, 0 Table	GT3/S3/E0I0T	<input type="checkbox"/>			<input type="checkbox"/>	
		2 Seats, 1 End Table/ 1 In-line Table	GT4/S2/E1I1T	<input type="checkbox"/>	<input type="checkbox"/>	<input type="checkbox"/>	<input type="checkbox"/>	
		2 Seats, 2 End Tables	GT4/S2/E2T	<input type="checkbox"/>	<input type="checkbox"/>	<input type="checkbox"/>	<input type="checkbox"/>	
		3 Seats, 1 End Tables	GT4/S3/E1T	<input type="checkbox"/>	<input type="checkbox"/>	<input type="checkbox"/>	<input type="checkbox"/>	
		3 Seats, 1 In-line Table	GT4/S3/I1T	<input type="checkbox"/>	<input type="checkbox"/>	<input type="checkbox"/>	<input type="checkbox"/>	
		4 Seats, 0 Table	GT4/S4/E0I0T	<input type="checkbox"/>			<input type="checkbox"/>	
		2 Seats, 2 End Tables/ 1 In-line Table	GT5/S2/E2I1T	<input type="checkbox"/>	<input type="checkbox"/>	<input type="checkbox"/>	<input type="checkbox"/>	
		3 Seats, 1 End Table/ 1 In-line Table	GT5/S3/E1I1T	<input type="checkbox"/>	<input type="checkbox"/>	<input type="checkbox"/>	<input type="checkbox"/>	
		3 Seats, 2 End Tables	GT5/S3/E2T	<input type="checkbox"/>	<input type="checkbox"/>	<input type="checkbox"/>	<input type="checkbox"/>	
		3 Seats, 2 In-line Tables	GT5/S3/I2T	<input type="checkbox"/>	<input type="checkbox"/>	<input type="checkbox"/>	<input type="checkbox"/>	
		4 Seats, 1 End Table	GT5/S4/E1T	<input type="checkbox"/>	<input type="checkbox"/>	<input type="checkbox"/>	<input type="checkbox"/>	
		4 Seats, 1 In-line Table	GT5/S4/I1T	<input type="checkbox"/>	<input type="checkbox"/>	<input type="checkbox"/>	<input type="checkbox"/>	
			5 Seats, 0 Table	GT5/S5/E0I0T	<input type="checkbox"/>			<input type="checkbox"/>
 GTCT	Corner Table <ul style="list-style-type: none">• Number of tables per order• Plastic laminate with polypropylene edge• For mounting modular units at a 90° angle	GTCT	<input type="checkbox"/>	<input type="checkbox"/>	<input type="checkbox"/>			
 HRDPT	Arms <ul style="list-style-type: none">• Number or arms per order• Available in polished aluminum or powder coat finish• Sold per arm	GTA	<input type="checkbox"/>					

A

B

C

D

E

A **B** **C** **D** **E**

HOW TO ORDER

Indicate the following information on order form:

- Quantity of each item.
- Model number, including options. See "How To Build a Model Number".
- Any special service required.

Note: • The ☐ indicates that a choice is required.

- The absence of the ☐ indicates that no choice is required.
- Alpha-numeric characters in place of ☐ indicate that no other alternatives are available.

HOW TO BUILD A MODEL NUMBER

- A** Select basic model.
- B** Select base/frame/arm colors. Refer to color addendum at ki.com or KI Fabrics & Finishes binder.
- C** Select surface finish. Refer to color addendum at ki.com or KI Fabrics & Finishes binder. Surface finish offerings are based on edge style selections.
- D** Select edge color. Refer to color addendum at ki.com or KI Fabrics & Finishes binder. Edge color offerings are based on edge style selections.
- E** Select upholstery grade/color. Refer to color addendum at ki.com or KI Fabrics & Finishes binder.

OPTIONS

California TB133 Fire Safety Code

Products listed below meet the California TB133 Fire Safety Code standard. Add "FR" prefix to end of model number.

Model = Uph. Seat Cushion

Added Lead Time = 1 week

Added List Price = \$254 per seat.

Upholstery Information


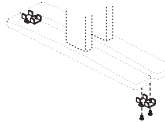
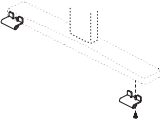
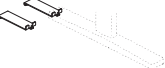
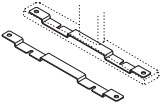
C.O.M. and C.O.V. Upholstery

C.O.M. requirement for upholstered seat chair is 1-1/2 yards per chair of nondirectional vinyl or fabric. On orders of 2 or more seats and for complete information on ordering C.O.V. and C.O.M., see "Ordering C.O.M., C.O.L. and C.O.V." section.

Specifications and prices are subject to change without prior notice.

GateOne®

Multiple Seating

MODEL	MODEL NUMBER		Approx. Packaged Weight
	Basic Model	Accessory Color	
 HRDPT	Back-to-Back Ganger <ul style="list-style-type: none">• 11-gauge fabricated steel• Powder- coat finish• Sold as set of two• Attachment screws included	44.0386 <input type="checkbox"/> <input type="checkbox"/>	2.0#
 HRDPT	Side-to-Side Ganger <ul style="list-style-type: none">• 11-gauge fabricated steel• Powder-coat finish• Sold as set of two• Attachment screws included	44.0387 <input type="checkbox"/> <input type="checkbox"/>	0.1#
 HRDPT	Side Wallsaver <ul style="list-style-type: none">• 11-gauge fabricated steel• Powder-coat finish• Sold as set of two• Attachment screws included	44.0388 <input type="checkbox"/> <input type="checkbox"/>	1.0#
 HRDPT	Back Wallsaver <ul style="list-style-type: none">• 11-gauge fabricated steel• Powder-coat finish• Sold as set of two• Attachment screws included	44.0389 <input type="checkbox"/> <input type="checkbox"/>	0.1#
 HRDPT	Floor Mounting Brackets <ul style="list-style-type: none">• For fixed attachment of base to floor• Black only• Fabricated steel• Sold as set of two• Hardware not included	44.0390.BL	2.0#

A

B

HOW TO ORDER

Indicate the following information on order form:

1. Quantity of each item.
2. Model number, including options. See “How To Build a Model Number”.
3. Any special service required.

Note:

- The ☐ indicates that a choice is required.
- The absence of the ☐ indicates that no choice is required.
- Alpha-numeric characters in place of ☐ indicate that no other alternatives are available.

HOW TO BUILD A MODEL NUMBER

- A** Select basic model.
- B** Select accessory color.
Refer to color addendum at ki.com or KI Fabrics & Finishes binder.



Delivered Pricing	
\$	80
\$	41
\$	41
\$	80
\$	57

SPECIAL SERVICES

Special Carton Marking

With specially marked information N/C

Shipping

Shipped **k.d. freight prepaid f.o.b. Bonduel, Wisconsin 54107** factory. Freight class #70.

Specifications and prices are subject to change without prior notice.

Grazie® Tandem

General Information

	Tandem Seating (GT4AAU/S3/IT1)	2-Place Unit (GT2NAP/S2/IT0)	3-Place Unit	4-Place Unit (GT2NAP/S4/IT0)
Features				
Arm	•			
Corner tables	•			
In-line tables	•			
Poly, upholstered seat, or upholstered seat/back	•	•	•	•
General Dimensions				
Seat width		18-1/2"	18-1/2"	18-1/2"
Seat depth		18-5/16"	18-5/16"	18-5/16"
Seat height		17"	17"	17"
Unit width (with arms)		44-1/2"	66-1/2"	92-1/2"
Unit width (no arms)		44-1/2"	66-1/2"	86"
Unit height		33"	33"	33"
Corner table top	30" x 30"			
In-line table	20" x 20"			
Table height (all table models)	17"			
Width between arms (inside arm)	18"			
Arm height from floor	25-3/4"			

SPECIFICATIONS

Backrest, Seat and Shroud
Injection molded polypropylene.

Optional Upholstered Seat or Seat & Back
Urethane foam is attached to an injection-molded polypropylene liner board, then upholstered using a draw-string process. Seat foam is molded nominal 1" thickness and back foam is nominal 1/2" thickness. The flush-head fasteners that attach the back pad are color-matched to the polypropylene.

Underseat Structure
Support structure is die-drawn 12-gauge steel plate. Fixed backrest mechanism structures are made from 1/2" dia. steel wire and attached by welding. Structure is finished with baked-on electrostatically-applied 30 degree gloss epoxy.

Backrest Articulation Mechanism
Two outer backrest supports formed from

1" dia. tubular steel are inserted into sockets molded into the backrest and secured with screws. The backrest assembly moves over molded thermoplastic slide bushings and is supported by steel coil springs. This mechanism allows the backrest to move through 15 degrees of movement, about an axis of rotation that is through the hips of the occupant.

Tandem Base
Cast aluminum alloy leg section. 14-gauge 1" x 2" seamless steel column. Upright and base are painted monochromatic with beam and yoke. Columns are welded to a plate which clamps onto beam.

Tandem Arm
Oval tubular steel arm support with self-skinning urethane armrests measuring 10-1/4" long x 4" wide. The tubular arm support is welded to a yoke and then fastened to the beam via a coverplate.

In-Line Table
Solid core top is 20" x 20" x 7/8" with a vinyl bullnose edge.

Corner Table
Solid core top is 30" x 30" x 7/8" with a vinyl bullnose edge.

INFORMATION

C.O.M Testing and Production Requirements
Not all materials are suitable for upholstering this product. A 1-1/2 yd. x 54" sample must be submitted and approved prior to acceptance of an order. If the fabric is directional in pattern or weave, the direction must be indicated on the submitted sample, and additional yardage may be requested.

Test samples must be sent to:

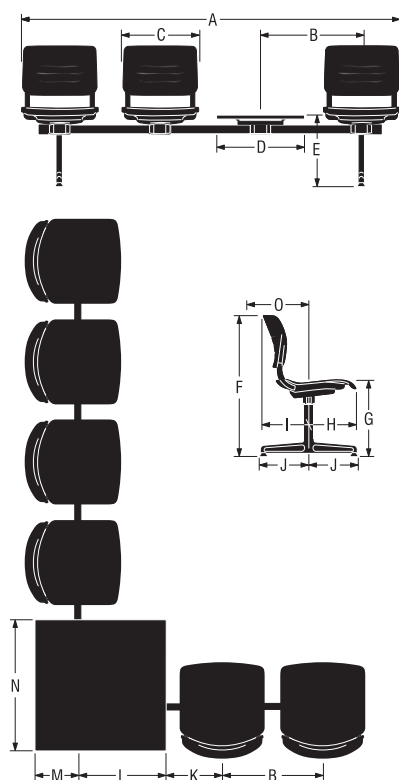
KI
Attn: C.O.M. Specialist
1687 Westminster Drive - Gate 3
Green Bay, WI 54302

Fabric Disclaimer
Fabric will be applied as swatched by the fabric manufacturer. Fabric that is required to be applied differently than is swatched will need a Special Cost Request written specifying the direction the fabric is to be applied. The posted standard lead time will apply to the Special Cost Request.



Grazie® Tandem

General Information



DIMENSIONS

		No Arms	With Arms
A1	2-Place Unit	44 1/2"	44 1/2"
A2	3-Place Unit	66 1/2"	66 1/2"
A3	4-Place Unit	86"	92 1/2"
B	Additional Places	22"	22"
C	Seat Width	18 1/2"	
D	Table Width	20"	
E	Table Height	17"	
F	Unit Height	33"	
G	Seat Height	17"	
H	Beam Center to Front of Seat	10 1/4"	
I	Beam Center to Back of Back	11"	
J	Beam Center to Foot End	11 3/4"	
K	Seat Center to Corner Table		
L	Mounting Side	13 1/2"	
M	Beam Center to Corner Table		
N	Mounting Side	20"	
O	Beam Center to Corner Table Back	10"	
	Corner Table Width	30"	
	Beam Center to Back of Flexed Back	14 1/4"	




INFORMATION

Warranty

Refer to KI Terms & Conditions document or visit ki.com

Grazie® Tandem

Multiple Seating

MODEL	Features	MODEL NUMBER							
		Basic Model	Corner Table Connection	Frame Color	Fire Code	Seat & Back Color	Surface Finish	Edge Color	
 <p>Polypropylene - No Arms</p> <ul style="list-style-type: none"> Optional in-line tables <p>GT1P GT2P GT3P GT4P GT5P</p>	1 Seat, 0 In-Line Table	GT1NAP/S1/IT0	<input type="checkbox"/>	<input type="checkbox"/>	<input type="checkbox"/>	<input type="checkbox"/>			
	1 Seat, 1 In-Line Table	GT2NAP/S1/IT1	<input type="checkbox"/>	<input type="checkbox"/>	<input type="checkbox"/>	<input type="checkbox"/>	<input type="checkbox"/>	<input type="checkbox"/>	
	2 Seat, 0 In-Line Table	GT2NAP/S2/IT0	<input type="checkbox"/>	<input type="checkbox"/>	<input type="checkbox"/>	<input type="checkbox"/>			
	2 Seat, 1 In-Line Table	GT3NAP/S2/IT1	<input type="checkbox"/>	<input type="checkbox"/>	<input type="checkbox"/>	<input type="checkbox"/>	<input type="checkbox"/>	<input type="checkbox"/>	
	3 Seat, 0 In-Line Table	GT3NAP/S3/IT0	<input type="checkbox"/>	<input type="checkbox"/>	<input type="checkbox"/>	<input type="checkbox"/>			
	3 Seat, 1 In-Line Table	GT4NAP/S3/IT1	<input type="checkbox"/>	<input type="checkbox"/>	<input type="checkbox"/>	<input type="checkbox"/>	<input type="checkbox"/>	<input type="checkbox"/>	
	4 Seat, 0 In-Line Table	GT4NAP/S4/IT0	<input type="checkbox"/>	<input type="checkbox"/>	<input type="checkbox"/>	<input type="checkbox"/>			
	3 Seat, 2 In-Line Tables	GT5NAP/S3/IT2	<input type="checkbox"/>	<input type="checkbox"/>	<input type="checkbox"/>	<input type="checkbox"/>	<input type="checkbox"/>	<input type="checkbox"/>	
	4 Seat, 1 In-Line Table	GT5NAP/S4/IT1	<input type="checkbox"/>	<input type="checkbox"/>	<input type="checkbox"/>	<input type="checkbox"/>	<input type="checkbox"/>	<input type="checkbox"/>	
	5 Seat, 0 In-Line Table	GT5NAP/S5/IT0	<input type="checkbox"/>	<input type="checkbox"/>	<input type="checkbox"/>	<input type="checkbox"/>			
 <p>Polypropylene - End Arms Only</p> <ul style="list-style-type: none"> Optional in-line tables <p>GT1P GT2P GT3P GT4P GT5P</p>	1 Seat, 0 In-Line Table	GT1EAP/S1/IT0	<input type="checkbox"/>	<input type="checkbox"/>	<input type="checkbox"/>	<input type="checkbox"/>			
	1 Seat, 1 In-Line Table	GT2EAP/S1/IT1	<input type="checkbox"/>	<input type="checkbox"/>	<input type="checkbox"/>	<input type="checkbox"/>	<input type="checkbox"/>	<input type="checkbox"/>	
	2 Seat, 0 In-Line Table	GT2EAP/S2/IT0	<input type="checkbox"/>	<input type="checkbox"/>	<input type="checkbox"/>	<input type="checkbox"/>			
	2 Seat, 1 In-Line Table	GT3EAP/S2/IT1	<input type="checkbox"/>	<input type="checkbox"/>	<input type="checkbox"/>	<input type="checkbox"/>	<input type="checkbox"/>	<input type="checkbox"/>	
	3 Seat, 0 In-Line Table	GT3EAP/S3/IT0	<input type="checkbox"/>	<input type="checkbox"/>	<input type="checkbox"/>	<input type="checkbox"/>			
	3 Seat, 1 In-Line Table	GT4EAP/S3/IT1	<input type="checkbox"/>	<input type="checkbox"/>	<input type="checkbox"/>	<input type="checkbox"/>	<input type="checkbox"/>	<input type="checkbox"/>	
	4 Seat, 0 In-Line Table	GT4EAP/S4/IT0	<input type="checkbox"/>	<input type="checkbox"/>	<input type="checkbox"/>	<input type="checkbox"/>			
	3 Seat, 2 In-Line Tables	GT5EAP/S3/IT2	<input type="checkbox"/>	<input type="checkbox"/>	<input type="checkbox"/>	<input type="checkbox"/>	<input type="checkbox"/>	<input type="checkbox"/>	
	4 Seat, 1 In-Line Table	GT5EAP/S4/IT1	<input type="checkbox"/>	<input type="checkbox"/>	<input type="checkbox"/>	<input type="checkbox"/>	<input type="checkbox"/>	<input type="checkbox"/>	
	5 Seat, 0 In-Line Table	GT5EAP/S5/IT0	<input type="checkbox"/>	<input type="checkbox"/>	<input type="checkbox"/>	<input type="checkbox"/>			
 <p>Polypropylene - Arms</p> <ul style="list-style-type: none"> Optional in-line tables <p>GT1P GT2P GT3P GT4P GT5P</p>	1 Seat, 0 In-Line Table	GT1AAP/S1/IT0	<input type="checkbox"/>	<input type="checkbox"/>	<input type="checkbox"/>	<input type="checkbox"/>			
	1 Seat, 1 In-Line Table	GT2AAP/S1/IT1	<input type="checkbox"/>	<input type="checkbox"/>	<input type="checkbox"/>	<input type="checkbox"/>	<input type="checkbox"/>	<input type="checkbox"/>	
	2 Seat, 0 In-Line Table	GT2AAP/S2/IT0	<input type="checkbox"/>	<input type="checkbox"/>	<input type="checkbox"/>	<input type="checkbox"/>			
	2 Seat, 1 In-Line Table	GT3AAP/S2/IT1	<input type="checkbox"/>	<input type="checkbox"/>	<input type="checkbox"/>	<input type="checkbox"/>	<input type="checkbox"/>	<input type="checkbox"/>	
	3 Seat, 0 In-Line Table	GT3AAP/S3/IT0	<input type="checkbox"/>	<input type="checkbox"/>	<input type="checkbox"/>	<input type="checkbox"/>			
	3 Seat, 1 In-Line Table	GT4AAP/S3/IT1	<input type="checkbox"/>	<input type="checkbox"/>	<input type="checkbox"/>	<input type="checkbox"/>	<input type="checkbox"/>	<input type="checkbox"/>	
	4 Seat, 0 In-Line Table	GT4AAP/S4/IT0	<input type="checkbox"/>	<input type="checkbox"/>	<input type="checkbox"/>	<input type="checkbox"/>			
	3 Seat, 2 In-Line Tables	GT5AAP/S3/IT2	<input type="checkbox"/>	<input type="checkbox"/>	<input type="checkbox"/>	<input type="checkbox"/>	<input type="checkbox"/>	<input type="checkbox"/>	
	4 Seat, 1 In-Line Table	GT5AAP/S4/IT1	<input type="checkbox"/>	<input type="checkbox"/>	<input type="checkbox"/>	<input type="checkbox"/>	<input type="checkbox"/>	<input type="checkbox"/>	
	5 Seat, 0 In-Line Table	GT5AAP/S5/IT0	<input type="checkbox"/>	<input type="checkbox"/>	<input type="checkbox"/>	<input type="checkbox"/>			
			A	B	C	D	E	F	G

HOW TO ORDER

Indicate the following information on order form:

- Quantity of each item.
- Model number, including options. See "How To Build a Model Number".
- Any special service required.

Note: • The ☐ indicates that a choice is required.

- The absence of the ☐ indicates that no choice is required.
- Alpha-numeric characters in place of ☐ indicate that no other alternatives are available.

HOW TO BUILD A MODEL NUMBER

A Select basic model.

B Select corner table connection.

- NC** - No corner table
L - Unit connects to one corner table
LL - Unit connects to two corner tables

C Select frame color.

Refer to color addendum at ki.com or KI Fabrics & Finishes binder.

D Select fire code.

- FR** - Compliance to TB 133
NFR - No Fire Retardant

See pricing column for TB133 upcharge.

E Select seat/back color.

Refer to color addendum at ki.com or KI Fabrics & Finishes binder.

F Select surface finish for table.

Refer to color addendum at ki.com or KI Fabrics & Finishes binder.

G Select table edge color.

Refer to color addendum at ki.com or KI Fabrics & Finishes binder.



Approx. Packaged Weight	Delivered Pricing	TB133 add to list price
30.0#	\$ 557	\$ 11
44.0#	1060	11
50.0#	874	23
64.0#	1694	23
70.0#	1158	34
84.0#	2260	34
94.0#	1377	45
103.0#	3363	34
109.0#	2700	45
115.0#	1785	57
35.0#	\$ 701	\$ 11
49.0#	1348	11
52.0#	974	23
60.0#	1895	23
69.0#	1258	34
75.0#	2461	34
86.0#	1525	45
94.0#	3664	34
105.0#	2995	45
110.0#	1966	57
35.0#	\$ 701	\$ 11
49.0#	1348	11
60.0#	1040	23
74.0#	2026	23
85.0#	1388	34
99.0#	2723	34
110.0#	1722	45
118.0#	4057	34
129.0#	3390	45
140.0#	2229	57

OPTIONS

California TB133 Fire Safety Code

The above seating products can be manufactured using the appropriate flame-retardant materials and fabric selections for compliance to California Technical Bulletin 133. See pricing column for upcharge. Please contact KI customer service for fabric compliance.

SPECIAL SERVICES

Special Carton Marking

With specially marked information N/C



Shipping

Shipped **k.d. freight prepaid f.o.b. Green Bay, Wisconsin 54302** factory. Freight class #70.

Specifications and prices are subject to change without prior notice.

Grazie® Tandem

Multiple Seating

	Features	MODEL NUMBER								Approx. Packaged Weight
		Basic Model	Corner Table Connection	Frame Color	Seat & Back Color	Surface Finish	Edge Color	Fire Code	Upholstery Color	
 <p>GT1U GT2U GT3U GT4U GT5U</p> <p>Upholstered Seat - No Arms</p> <p>• Optional in-line tables</p>	1 Seat, 0 In-Line Table	GT1NAU/S1/IT0	□□	□□	□□□			□□□	□□□□□	35.0#
	1 Seat, 1 In-Line Table	GT2NAU/S1/IT1	□□	□□	□□□	□□□	□□□	□□□	□□□□□	46.0#
	2 Seat, 0 In-Line Table	GT2NAU/S2/IT0	□□	□□	□□□			□□□	□□□□□	55.0#
	2 Seat, 1 In-Line Table	GT3NAU/S2/IT1	□□	□□	□□□	□□□	□□□	□□□	□□□□□	69.0#
	3 Seat, 0 In-Line Table	GT3NAU/S3/IT0	□□	□□	□□□			□□□	□□□□□	75.0#
	3 Seat, 1 In-Line Table	GT4NAU/S3/IT1	□□	□□	□□□	□□□	□□□	□□□	□□□□□	89.0#
	4 Seat, 0 In-Line Table	GT4NAU/S4/IT0	□□	□□	□□□			□□□	□□□□□	99.0#
	3 Seat, 2 In-Line Tables	GT5NAU/S3/IT2	□□	□□	□□□	□□□	□□□	□□□	□□□□□	108.0#
	4 Seat, 1 In-Line Table	GT5NAU/S4/IT1	□□	□□	□□□	□□□	□□□	□□□	□□□□□	114.0#
	5 Seat, 0 In-Line Table	GT5NAU/S5/IT0	□□	□□	□□□			□□□	□□□□□	120.0#
 <p>GT1U GT2U GT3U GT4U GT5U</p> <p>Upholstered Seat - End Arms Only</p> <p>• Optional in-line tables</p>	1 Seat, 0 In-Line Table	GT1EAU/S1/IT0	□□	□□	□□□			□□□	□□□□□	40.0#
	1 Seat, 1 In-Line Table	GT2EAU/S1/IT1	□□	□□	□□□	□□□	□□□	□□□	□□□□□	54.0#
	2 Seat, 0 In-Line Table	GT2EAU/S2/IT0	□□	□□	□□□			□□□	□□□□□	57.0#
	2 Seat, 1 In-Line Table	GT3EAU/S2/IT1	□□	□□	□□□	□□□	□□□	□□□	□□□□□	65.0#
	3 Seat, 0 In-Line Table	GT3EAU/S3/IT0	□□	□□	□□□			□□□	□□□□□	74.0#
	3 Seat, 1 In-Line Table	GT4EAU/S3/IT1	□□	□□	□□□	□□□	□□□	□□□	□□□□□	80.0#
	4 Seat, 0 In-Line Table	GT4EAU/S4/IT0	□□	□□	□□□			□□□	□□□□□	91.0#
	3 Seat, 2 In-Line Tables	GT5EAU/S3/IT2	□□	□□	□□□	□□□	□□□	□□□	□□□□□	99.0#
	4 Seat, 1 In-Line Table	GT5EAU/S4/IT1	□□	□□	□□□	□□□	□□□	□□□	□□□□□	110.0#
	5 Seat, 0 In-Line Table	GT5EAU/S5/IT0	□□	□□	□□□			□□□	□□□□□	115.0#
			A	B	C	D	E	F	G	H

HOW TO ORDER

Indicate the following information on order form:

- Quantity of each item.
- Model number, including options. See "How To Build a Model Number".
- Any special service required.

Note: • The □ indicates that a choice is required.

- The absence of the □ indicates that no choice is required.
- Alpha-numeric characters in place of □ indicate that no other alternatives are available.

HOW TO BUILD A MODEL NUMBER

A Select basic model.

B Select corner table connection.

NC - No corner table

L - Unit connects to one corner table

LL - Unit connects to two corner tables

C Select frame color.

Refer to color addendum at ki.com or KI Fabrics & Finishes binder.

D Select seat/back color.

Refer to color addendum at ki.com or KI Fabrics & Finishes binder.

E Select surface finish for table.

Refer to color addendum at ki.com or KI Fabrics & Finishes binder.

F Select table edge color.

Refer to color addendum at ki.com or KI

Fabrics & Finishes binder.

G Select fire code.

FR - Compliance to TB 133

NFR - Compliance to TB 117-2013
See pricing column for TB133 upcharge.

H Select upholstery grade/color.

Refer to color addendum at ki.com or KI Fabrics & Finishes binder.



Delivered Pricing Fabric Grade 1 & C.O.M.	Delivered Pricing Fabric Grade 2	Delivered Pricing Fabric Grade 3	Delivered Pricing C.O.V.	Delivered Pricing Vinyl Group 2V	Delivered Pricing Pallas Fabric Group P0	Delivered Pricing Pallas Fabric Group P1	Delivered Pricing Pallas Fabric Group P2	Delivered Pricing Pallas Fabric Group P3	Delivered Pricing Pallas Fabric Group P4	TB133 add to list price
\$ 640	\$ 648	\$ 666	\$ 640	\$ 666	\$ 700	\$ 712	\$ 727	\$ 747	\$ 775	\$ 72
1142	1151	1185	1142	1185	1203	1214	1231	1249	1276	72
957	965	995	957	995	1007	1030	1045	1064	1093	144
1777	1785	1839	1777	1839	1826	1849	1864	1884	1912	144
1239	1248	1285	1239	1285	1279	1312	1328	1347	1374	215
2342	2350	2422	2342	2422	2381	2415	2431	2449	2478	215
1460	1468	1512	1460	1512	1486	1532	1548	1567	1594	286
3445	3454	3557	3445	3557	3483	3517	3533	3552	3580	215
2782	2790	2874	2782	2874	2809	2854	2870	2889	2917	286
1867	1875	1931	1867	1931	1883	1938	1956	1973	2001	358

\$ 784	\$ 791	\$ 815	\$ 784	\$ 815	\$ 845	\$ 856	\$ 872	\$ 890	\$ 919	\$ 72
1431	1438	1482	1431	1482	1491	1502	1518	1537	1565	72
1058	1065	1097	1058	1097	1107	1130	1145	1164	1193	144
1977	1985	2045	1977	2045	2026	2049	2065	2084	2112	144
1340	1348	1388	1340	1388	1379	1412	1428	1447	1475	215
2543	2552	2629	2543	2629	2582	2616	2632	2650	2678	215
1608	1616	1663	1608	1663	1635	1680	1695	1714	1743	286
3746	3754	3867	3746	3867	3784	3818	3834	3853	3881	215
3079	3086	3179	3079	3179	3105	3151	3166	3185	3214	286
2048	2057	2119	2048	2119	2065	2121	2136	2156	2184	358

OPTIONS

California TB133 Fire Safety Code

The above seating products can be manufactured using the appropriate flame-retardant materials and fabric selections for compliance to California Technical Bulletin 133. See pricing column for upcharge. Please contact KI customer service for fabric compliance.

SPECIAL SERVICES

Special Carton Marking

With specially marked information N/C

Shipping

Shipped **k.d. freight prepaid f.o.b. Green Bay, Wisconsin 54302** factory. Freight class #70.

Specifications and prices are subject to change without prior notice.

HOW TO ORDER

1. Quantity of each item.
2. Model number, including options. See "How To Build a Model Number".
3. Any special service required.

Note:

- The ☐ indicates that a choice is required.
- The absence of the ☐ indicates that no choice is required.
- Alpha-numeric characters in place of ☐ indicate that no other alternatives are available.

Fabrics & Finishes binder.

- A** Select basic model.

B Select corner table connection.

NC	- No corner table
L	- Unit connects to one corner table
LL	- Unit connects to two corner tables

C Select frame color.
Refer to color addendum at ki.com or KI Fabrics & Finishes binder.

D Select seat/back color.
Refer to color addendum at ki.com or KI Fabrics & Finishes binder.

E Select surface finish for table.
Refer to color addendum at ki.com or KI Fabrics & Finishes binder.

F Select table edge color.
Refer to color addendum at ki.com or KI

G Select fire code.

FR	- Compliance to TB 133
NFR	- Compliance to TB 117-2013

See pricing column for TB133 upcharge.

H Select upholstery grade/color.
Refer to color addendum at ki.com or KI Fabrics & Finishes binder.



Delivered Pricing Fabric Grade 1 & C.O.M.	Delivered Pricing Fabric Grade 2	Delivered Pricing Fabric Grade 3	Delivered Pricing C.O.V.	Delivered Pricing Vinyl Group 2V	Delivered Pricing Pallas Fabric Group P0	Delivered Pricing Pallas Fabric Group P1	Delivered Pricing Pallas Fabric Group P2	Delivered Pricing Pallas Fabric Group P3	Delivered Pricing Pallas Fabric Group P4	TB133 add to list price
\$ 784	\$ 791	\$ 815	\$ 784	\$ 815	\$ 845	\$ 856	\$ 872	\$ 890	\$ 919	\$ 72
1431	1438	1482	1431	1482	1491	1502	1518	1537	1565	72
1123	1131	1165	1123	1165	1172	1195	1211	1230	1258	144
2108	2117	2181	2108	2181	2158	2181	2196	2216	2243	144
1472	1480	1523	1472	1523	1510	1544	1559	1579	1607	215
2806	2814	2898	2806	2898	2845	2879	2894	2914	2941	215
1805	1813	1867	1805	1867	1832	1877	1893	1912	1941	286
4141	4149	4273	4141	4273	4179	4213	4228	4247	4276	215
3472	3480	3584	3472	3584	3500	3544	3560	3579	3607	286
2310	2320	2390	2310	2390	2328	2383	2399	2418	2446	358
\$ 682	\$ 689	\$ 710	\$ 682	\$ 710	\$ 742	\$ 753	\$ 769	\$ 788	\$ 816	\$ 102
1183	1193	1227	1183	1227	1245	1257	1272	1292	1318	102
998	1007	1037	998	1037	1049	1071	1087	1106	1134	204
1819	1826	1882	1819	1882	1868	1891	1907	1925	1954	204
1281	1290	1328	1281	1328	1320	1354	1370	1388	1415	307
2383	2393	2465	2383	2465	2423	2457	2472	2492	2519	307
1501	1509	1555	1501	1555	1527	1573	1589	1609	1636	409
3488	3495	3600	3488	3600	3526	3559	3575	3594	3621	307
2823	2831	2917	2823	2917	2851	2895	2912	2930	2958	409
1909	1917	1975	1909	1975	1924	1981	1997	2016	2044	511

OPTIONS

California TB133 Fire Safety Code

The above seating products can be manufactured using the appropriate flame-retardant materials and fabric selections for compliance to California Technical Bulletin 133. See pricing column for upcharge. Please contact KI customer service for fabric compliance.

SPECIAL SERVICES

Special Carton Marking

With specially marked information N/C

Shipping

Shipped **k.d. freight prepaid f.o.b. Green Bay, Wisconsin 54302** factory. Freight class #70.

Specifications and prices are subject to change without prior notice.

HOW TO ORDER

1. Quantity of each item.
2. Model number, including options. See "How To Build a Model Number".
3. Any special service required.

Note:

- The ☐ indicates that a choice is required.
- The absence of the ☐ indicates that no choice is required.
- Alpha-numeric characters in place of ☐ indicate that no other alternatives are available.

Fabrics & Finishes binder.

- A** Select basic model.
- B** Select corner table connection.
- | | |
|-----------|--------------------------------------|
| NC | - No corner table |
| L | - Unit connects to one corner table |
| LL | - Unit connects to two corner tables |
- C** Select frame color.
Refer to color addendum at ki.com or KI
Fabrics & Finishes binder.
- D** Select seat/back color.
Refer to color addendum at ki.com or KI
Fabrics & Finishes binder.
- E** Select surface finish for table.
Refer to color addendum at ki.com or KI
Fabrics & Finishes binder.
- F** Select table edge color.
Refer to color addendum at ki.com or KI
- G** Select fire code.
- | | |
|------------|-----------------------------|
| FR | - Compliance to TB 133 |
| NFR | - Compliance to TB 117-2013 |
- See pricing column for TB133 upcharge.
- H** Select upholstery grade/color.
Refer to color addendum at ki.com or KI
Fabrics & Finishes binder.



Delivered Pricing Fabric Grade 1 & C.O.M.	Delivered Pricing Fabric Grade 2	Delivered Pricing Fabric Grade 3	Delivered Pricing C.O.V.	Delivered Pricing Vinyl Group 2V	Delivered Pricing Pallas Fabric Group P0	Delivered Pricing Pallas Fabric Group P1	Delivered Pricing Pallas Fabric Group P2	Delivered Pricing Pallas Fabric Group P3	Delivered Pricing Pallas Fabric Group P4	TB133 add to list price
\$ 825	\$ 833	\$ 859	\$ 825	\$ 859	\$ 886	\$ 897	\$ 914	\$ 933	\$ 960	\$ 102
1472	1480	1524	1472	1524	1533	1544	1560	1579	1607	102
1099	1107	1139	1099	1139	1148	1171	1187	1206	1234	204
2019	2026	2087	2019	2087	2068	2091	2106	2125	2154	204
1382	1389	1432	1382	1432	1420	1454	1470	1488	1517	307
2584	2594	2671	2584	2671	2623	2657	2673	2692	2719	307
1649	1657	1708	1649	1708	1676	1721	1737	1756	1784	409
3788	3796	3910	3788	3910	3826	3859	3876	3894	3922	307
3120	3128	3222	3120	3222	3147	3192	3207	3227	3255	409
2089	2098	2161	2089	2161	2106	2162	2178	2197	2225	511
\$ 825	\$ 833	\$ 859	\$ 825	\$ 859	\$ 886	\$ 897	\$ 914	\$ 933	\$ 960	\$ 102
1472	1480	1524	1472	1524	1533	1544	1560	1579	1607	102
1164	1172	1208	1164	1208	1213	1236	1252	1271	1299	204
2150	2158	2223	2150	2223	2199	2222	2237	2257	2285	204
1513	1521	1568	1513	1568	1551	1585	1601	1620	1648	307
2847	2855	2942	2847	2942	2886	2920	2936	2955	2982	307
1846	1855	1910	1846	1910	1874	1919	1934	1954	1982	409
4182	4190	4316	4182	4316	4220	4254	4269	4289	4317	307
3514	3522	3628	3514	3628	3541	3585	3602	3620	3649	409
2353	2361	2432	2353	2432	2369	2425	2441	2460	2487	511

OPTIONS

California TB133 Fire Safety Code

The above seating products can be manufactured using the appropriate flame-retardant materials and fabric selections for compliance to California Technical Bulletin 133. See pricing column for upcharge. Please contact KI customer service for fabric compliance.

SPECIAL SERVICES

Special Carton Marking

With specially marked information N/C


Shipping

Shipped **k.d. freight prepaid f.o.b. Green Bay, Wisconsin 54302** factory. Freight class #70.

Specifications and prices are subject to change without prior notice.

Grazie® Tandem

Multiple Seating

			MODEL NUMBER				Approx. Packaged Weight
			Basic Model	Frame Color	Surface Finish	Edge Color	
MODEL	Features						
 TTCT	Corner Table	Connects 1 Unit	TTCT/LO	<input type="checkbox"/> <input type="checkbox"/>	<input type="checkbox"/> <input type="checkbox"/> <input type="checkbox"/> <input type="checkbox"/>	<input type="checkbox"/> <input type="checkbox"/> <input type="checkbox"/> <input type="checkbox"/>	40.0#
	<ul style="list-style-type: none">• Number of tables per arrangement• Plastic laminate with vinyl bullnose edge• For mounting modular units at a 90° angle• Two required for U-shaped configuration• One required for L-shaped configuration	Connects 2 Units	TTCT/LC	<input type="checkbox"/> <input type="checkbox"/>	<input type="checkbox"/> <input type="checkbox"/> <input type="checkbox"/> <input type="checkbox"/>	<input type="checkbox"/> <input type="checkbox"/> <input type="checkbox"/> <input type="checkbox"/>	36.0#
HRDPT	Back Ganging Bar		DOP.GANG	<input type="checkbox"/> <input type="checkbox"/>			8.0#
	<ul style="list-style-type: none">• Connects 2 units back-to-back• Powder coated to match base• Sold in pairs						
			A	B	C	D	

HOW TO ORDER

Indicate the following information on order form:

1. Quantity of each item.
2. Model number, including options. See “How To Build a Model Number”.
3. Any special service required.

Note:

- The ☐ indicates that a choice is required.
- The absence of the ☐ indicates that no choice is required.
- Alpha-numeric characters in place of ☐ indicate that no other alternatives are available.

HOW TO BUILD A MODEL NUMBER

- A** Select basic model.
- B** Select frame color.
Refer to color addendum at [ki.com](#) or KI Fabrics & Finishes binder.
- C** Select surface finish for table.
Refer to color addendum at [ki.com](#) or KI Fabrics & Finishes binder.
- D** Select table edge color.
Refer to color addendum at [ki.com](#) or KI Fabrics & Finishes binder.



Delivered Pricing	
\$	622
	622
\$	198

Perth®

General Information



Perth® (Traditional)

Dimensions	
Overall width	23-1/2"
Overall depth	26"
Overall height	34"

SPECIFICATIONS

Complimentary Furniture

The following guest chairs offer complimentary furniture that creates continuity and a cohesive look throughout a facility. These complimentary pieces can be found in other sections of the KI price list.

Flex™

FLEX - Flex Healthcare Seating, Flex Occasional Tables

LARESTA FREESTANDING - LaResta® Day Bed

Perth®

Perth® - Perth® Healthcare Seating
LARESTA FREESTANDING - LaResta® Day Bed

Soltice®

Soltice® - Soltice® Healthcare Seating, Soltice® Guest Seating, Soltice® Lounge Seating

LARESTA FREESTANDING - LaResta® Day Bed

Three®

THREE - Three Healthcare Seating, Three Lounge Seating

UPHOLSTERY INFORMATION

C.O.M. Fabric

For C.O.M. fabric sent to KI-High Point on multiple rolls, add an additional yard of fabric per roll to the yardage requirements. Multiple rolls have shorter pieces of fabric on them and do not allow nesting and stacking of the fabric to achieve the best yield as is done with one large roll. This results in yardage shortages and requests for additional fabric from the client, which can hold up the order. For each roll that is sent, one yard needs to be added and needs to be added to one of the rolls, not separately.

Fabric Disclaimer

Fabric will be applied as swatched by the fabric manufacturer. Fabric that is required to be applied differently than is swatched will need a Special Cost Request written specifying the direction the fabric is to be applied. The posted standard lead time will apply to the Special Cost Request.

FINISH INFORMATION

SPECIAL FINISH MATCHES

KI can match special finish requests at an upcharge of \$72 List per item, up to 12 or a maximum charge of \$865 List per order per color. Special finish requests must be sent to your KI customer service representative.

Upon receipt from KI, the finishing department will prepare a "strike-off" which will be sent to the customer for approval.

The approval form accompanying the strike-off should be faxed to your KI customer service representative. Upon receipt of the signed approval form, KI will proceed with the order. Disapproved samples may be sent back to KI directly with an explanation of disapproval. A Special Finish Number (SFN) will be assigned to this finish sample for future reference or reorders





INFORMATION

Warranty

Refer to KI Terms & Conditions document or
visit ki.com

Perth®

Multiple Seating

			MODEL NUMBER										
			Basic Model	Left Connect	Right Connect	Non-Contrast or Fabric Contrast 1	Fabric Contrast 2	Wood Finish	TB133	Moisture Barrier	Arm Cap	Casters	
 <p>PRTH One Seat (Open Arm)</p> <ul style="list-style-type: none"> 1 = Back (Fabric Contrast 1) C.O.M. = 1.5 yd 2 = Seat (Fabric Contrast 2) C.O.M. = 1 yd 	Non-contrast	2 yd	POC/NC	<input type="checkbox"/>	<input type="checkbox"/>	<input type="checkbox"/>		<input type="checkbox"/>	<input type="checkbox"/>	<input type="checkbox"/>	<input type="checkbox"/>	<input type="checkbox"/>	
	Contrast		POC/FC	<input type="checkbox"/>	<input type="checkbox"/>	<input type="checkbox"/>	<input type="checkbox"/>	<input type="checkbox"/>	<input type="checkbox"/>	<input type="checkbox"/>	<input type="checkbox"/>	<input type="checkbox"/>	
 <p>PRTH One Seat (Closed Arm)</p> <ul style="list-style-type: none"> 1 = Back and arms (Fabric Contrast 1) C.O.M. = 2.5 yd 2 = Seat (Fabric Contrast 2) C.O.M. = 1 yd 	Non-contrast	3.5 yd	PPC/NC	<input type="checkbox"/>	<input type="checkbox"/>	<input type="checkbox"/>		<input type="checkbox"/>		<input type="checkbox"/>	<input type="checkbox"/>	<input type="checkbox"/>	
	Contrast		PPC/FC	<input type="checkbox"/>	<input type="checkbox"/>	<input type="checkbox"/>	<input type="checkbox"/>	<input type="checkbox"/>		<input type="checkbox"/>	<input type="checkbox"/>	<input type="checkbox"/>	
			A	B	C	D	E	F	G	H	I	J	

HOW TO ORDER

Indicate the following information on order form:

- Quantity of each item.
- Model number, including options. See "How To Build a Model Number".
- Any special service required.

Note: • The ☐ indicates that a choice is required.

- The absence of the ☐ indicates that no choice is required.
- Alpha-numeric characters in place of ☐ indicate that no other alternatives are available.

HOW TO BUILD A MODEL NUMBER

A Select basic model.

B Select LEFT facing arm connector.

LC - Left facing chair connectors

LT - Left facing table connectors

Arm connection is on Right side when seated.

C Select RIGHT facing arm connector.

RC - Right facing chair connectors

RT - Right facing table connectors

Arm connection is on Left side when seated.

D Select non-contrast or fabric contrast 1.

Refer to color addendum at ki.com or KI Fabrics & Finishes binder.

E Select fabric contrast 2.

Refer to color addendum at ki.com or KI Fabrics & Finishes binder.

F Select wood finish color.

Refer to color addendum at ki.com or KI Fabrics & Finishes binder.
For Kensington Maple add upcharge.

G Select fire code.

NFR - Compliance to TB 117-2013

FR - Compliance to TB 133

See pricing column for TB133 upcharge.
Not available on closed arm models.

H Select moisture barrier.

NMB - No moisture barrier

MB - Moisture barrier

See pricing column for moisture barrier upcharge.

I Select armcaps.

WAC - Wood armcaps (pair)

PAC - Black poly; add \$139

Upcharge for two armcaps.

J Select casters.

NCST - No casters

FCST - Casters-front only; add \$145

RCST - Casters-back only; add \$145

FRCST - Casters-front and back; add \$145

Specifications and prices are subject to change without prior notice.

HOW TO ORDER

1. Quantity of each item.
2. Model number, including options. See "How To Build a Model Number".
3. Any special service required.

Note:

- The ☐ indicates that a choice is required.
- The absence of the ☐ indicates that no choice is required.
- Alpha-numeric characters in place of ☐ indicate that no other alternatives are available.

A Select basic model.

B Select LEFT facing arm connector.

LC	- Left facing chair connectors
LT	- Left facing table connectors

Arm connection is on Right side when seated.

C Select RIGHT facing arm connector.

RC	- Right facing chair connectors
RT	- Right facing table connectors

Arm connection is on Left side when seated.

D Select non-contrast or fabric contrast 1.
Refer to color addendum at ki.com or KI Fabrics & Finishes binder.

E Select fabric contrast 2.
Refer to color addendum at ki.com or KI Fabrics & Finishes binder.

F Select wood finish color.

G Select fire code.

NFR	- Compliance to TB 117-2013
FR	- Compliance to TB 133

See pricing column for TB133 upcharge.
Not available on closed arm models.

H Select moisture barrier.

NMB	- No moisture barrier
MB	- Moisture barrier

See pricing column for moisture barrier upcharge.

1 Select armcaps.

WAC	- Wood armcaps (pair)
PAC	- Black poly; add \$209

Upcharge for three armcaps.

Kensington Maple Construction
Kensington Maple requires extended
leadtimes.

Model			
POC/NC	\$52	POC/FC	\$52
PPC/NC	\$52	PPC/FC	\$52
POCC/NC	\$75	POCC/FC	\$75
PPCC/NC	\$75	PPCC/FC	\$75
POCCC/NC	\$101	POCCC/FC	\$101
PPCCC/NC	\$101	PPCCC/FC	\$101
P033/NC	\$52	P033/FC	\$52
PP33/NC	\$52	PP33/FC	\$52

Specifications and prices are subject to change without prior notice.

HOW TO ORDER

1. Quantity of each item.
2. Model number, including options. See "How To Build a Model Number".
3. Any special service required.

Note:

- The ☐ indicates that a choice is required.
- The absence of the ☐ indicates that no choice is required.
- Alpha-numeric characters in place of ☐ indicate that no other alternatives are available.

A Select basic model.

B Select LEFT facing arm connector.

LC	- Left facing chair connectors
LT	- Left facing table connectors

Arm connection is on Right side when seated.

C Select RIGHT facing arm connector.

RC	- Right facing chair connectors
RT	- Right facing table connectors

Arm connection is on Left side when seated.

D Select non-contrast or fabric contrast 1. Refer to color addendum at ki.com or KI Fabrics & Finishes binder.

E Select fabric contrast 2.
Refer to color addendum at ki.com or KI
Fabrics & Finishes binder.

F Select wood finish color.

Refer to color addendum at ki.com or
KI Fabrics & Finishes binder.
For Kensington Maple add upcharge.

G Select fire code.

NFR	- Compliance to TB 117-2013
FR	- Compliance to TB 133

See pricing column for TB133 upgrade.

Not available on closed arm models.

H Select moisture barrier.

NMB	- No moisture barrier
MB	- Moisture barrier

See pricing column for moisture barrier upcharge.

1 Select armcaps.

WAC	- Wood armcaps (pair)
PAC	- Black poly; add \$278

Upcharge for four armcaps.

KENSINGTON MAPLE UPCHARGE

Kensington Maple Construction

Model			
POC/NC	\$52	POC/FC	\$52
PPC/NC	\$52	PPC/FC	\$52
POCC/NC	\$75	POCC/FC	\$75
PPCC/NC	\$75	PPCC/FC	\$75
POCCC/NC	\$101	POCCC/FC	\$101
PPCCC/NC	\$101	PPCCC/FC	\$101
P033/NC	\$52	P033/FC	\$52
PP33/NC	\$52	PP33/FC	\$52



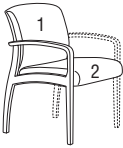
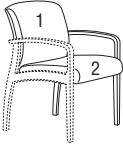
	Approx. Packaged Weight	Grade C.O.M.	Grade C	Grade D	Grade E & C.O.L.	Grade F	Grade G	Grade H	Grade I	Grade J	Grade K	Grade L Leather	Grade M Leather	TB133 add to list price	Moisture Barrier add to list price
	130.0#	\$ 2875	\$ 2924	\$ 3009	\$ 3108	\$ 3179	\$ 3308	\$ 3442	\$ 3608	\$ 3941	\$ 4273	\$ 4605	\$ 5276	\$ 469	\$ 324
	130.0#	2991	3041	3123	3223	3291	3425	3557	3722	4055	4388	4723	5390	469	324

Model			
POC/NC	\$52	POC/FC	\$52
PPC/NC	\$52	PPC/FC	\$52
POCC/NC	\$75	POCC/FC	\$75
PPCC/NC	\$75	PPCC/FC	\$75
POCCC/NC	\$101	POCCC/FC	\$101
PPCCC/NC	\$101	PPCCC/FC	\$101
P033/NC	\$52	P033/FC	\$52
PP33/NC	\$52	PP33/FC	\$52

Specifications and prices are subject to change without prior notice.

Perth®

Multiple Seating

	Features	COM	MODEL NUMBER									
			Basic Model	Left Connect	Right Connect	Non-Contrast or Fabric Contrast 1	Fabric Contrast 2	Wood Finish	TB133	Moisture Barrier	Arm Cap	
	Non-contrast	2 yd	POACL/NC	<input type="checkbox"/>		□□□□		□□□	□□□	□□□	□□□	
	Contrast		POACL/FC	<input type="checkbox"/>		□□□□	□□□□	□□□	□□□	□□□	□□□	
PRAS												
One Seat Add-on Unit-Left (Open Arm)												
<ul style="list-style-type: none"> 1 = Back (Fabric Contrast 1) C.O.M. = 1.5 yd 2 = Seat (Fabric Contrast 2) C.O.M. = 1 yd 												
	Non-contrast	2 yd	POACR/NC		<input type="checkbox"/>	□□□□		□□□	□□□	□□□	□□□	
	Contrast		POACR/FC		<input type="checkbox"/>	□□□□	□□□□	□□□	□□□	□□□	□□□	
PRAS												
One Seat Add-on Unit-Right (Open Arm)												
<ul style="list-style-type: none"> 1 = Back (Fabric Contrast 1) C.O.M. = 1.5 yd 2 = Seat (Fabric Contrast 2) C.O.M. = 1 yd 												
			A	B	C	D	E	F	G	H	I	

HOW TO ORDER

Indicate the following information on order form:

- Quantity of each item.
- Model number, including options. See "How To Build a Model Number".
- Any special service required.

Note: • The ☐ indicates that a choice is required.
 • The absence of the ☐ indicates that no choice is required.
 • Alpha-numeric characters in place of ☐ indicate that no other alternatives are available.

HOW TO BUILD A MODEL NUMBER

A Select basic model.

B Select LEFT facing arm connector.

C - Chair
T - Table

Arm connection is on Right side when seated.

C Select RIGHT facing arm connector.

C - Chair
T - Table

Arm connection is on Left side when seated.

D Select non-contrast or fabric contrast 1. Refer to color addendum at ki.com or KI Fabrics & Finishes binder.

E Select fabric contrast 2. Refer to color addendum at ki.com or KI Fabrics & Finishes binder.

F Select wood finish color.

Refer to color addendum at ki.com or KI Fabrics & Finishes binder.
 For Kensington Maple add upcharge.

G Select fire code.

NFR - Compliance to TB 117-2013

FR - Compliance to TB 133
 See pricing column for TB133 upcharge.

H Select moisture barrier.

NMB - No moisture barrier
MB - Moisture barrier

See pricing column for moisture barrier upcharge.

I Select armcaps.

WAC - Wood armcaps (pair)
PAC - Black poly; add \$68

Upcharge for one armcap.

KENSINGTON MAPLE UPCHARGE

Kensington Maple Construction
 Kensington Maple requires extended leadtimes.

Model

POACL/NC	\$25	POACL/FC	\$25
POACR/NC	\$25	POACR/FC	\$25
PPACL/NC	\$25	PPACL/FC	\$25
PPACR/NC	\$25	PPACR/FC	\$25
POACCL/NC	\$52	POACCL/FC	\$52
POACCR/NC	\$52	POACCR/FC	\$52
PPACCL/NC	\$52	PPACCL/FC	\$52
PPACCR/NC	\$52	PPACCR/FC	\$52
POACCCCL/NC	\$75	POACCCCL/FC	\$75
POACCCCR/NC	\$75	POACCCCR/FC	\$75
PPACCCCL/NC	\$75	PPACCCCL/FC	\$75
PPACCCCR/NC	\$75	PPACCCCR/FC	\$75



Approx. Packaged Weight	Grade C.O.M.	Grade C	Grade D	Grade E & C.O.L.	Grade F	Grade G	Grade H	Grade I	Grade J	Grade K	Grade L Leather	Grade M Leather	TB133 add to list price	Moisture Barrier add to list price
43.0#	\$ 864	\$ 894	\$ 925	\$ 966	\$ 1050	\$ 1124	\$ 1174	\$ 1274	\$ 1409	\$ 1527	\$ 1664	\$ 1951	\$ 179	\$ 108
43.0#	905	933	966	1002	1090	1160	1212	1313	1445	1564	1701	1988	179	108

43.0#	\$ 864	\$ 894	\$ 925	\$ 966	\$ 1050	\$ 1124	\$ 1174	\$ 1274	\$ 1409	\$ 1527	\$ 1664	\$ 1951	\$ 179	\$ 108
43.0#	905	933	966	1002	1090	1160	1212	1313	1445	1564	1701	1988	179	108

INFORMATION

C.O.M. Requirements

C.O.M. yardage requirements listed above are based on plain goods 54" wide. If less than 54" wide or fabrics requiring matching (stripes, plaids, prints, large patterns), additional yardage will be needed. Consult COM/COL matrix for ordering additional yardage needed. For C.O.M. fabric sent to KI-High Point on multiple rolls, add an additional yard of fabric per roll to the yardage requirements.

Multiply number of seats, backs and arms required by yardage amount (e.g. 3 replacement seats required x 1 yard = 3 yards total).

C.O.L. Requirements

Figure 18 sq. ft. of leather (C.O.L.) for each yard shown (i.e., 4.75 x 18 = 85.5 sq ft).

Contrasting Upholstery

When contrasting fabric is chosen, price at

highest in-grade.

Minimum Fabric/Leather Quantity

Minimum order for fabric is 1 yard. Minimum order for leather is 1 hide (approximately 50 sq. ft).

Construction

Seat frame constructed of welded structural steel. Back constructed from formed laminated plywood. (Loveseat from kiln-dried hardwood). Arms constructed from kiln-dried hardwood. Cushioning of multiple densities of polyurethane foam and Dacron fiber.

California TB133 Fire Safety Code

The above seating products can be manufactured using the appropriate flame-retardant materials and fabric selections for compliance to California Technical Bulletin 133. Please contact KI customer service for fabric compliance. Not available with moisture barrier.

Upcharges are the same for Left, Right, and Left/Right units.

SPECIAL SERVICES

Special Carton Marking

With specially marked information N/C

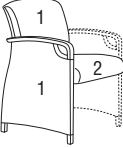
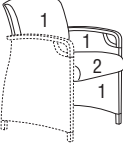
Shipping

Shipped **assembled freight prepaid f.o.b. High Point, North Carolina 27263** factory. Freight class #175.

Specifications and prices are subject to change without prior notice.

Perth®

Multiple Seating

	Features	COM	MODEL NUMBER								Approx. Packaged Weight
			Basic Model	Left Connect	Right Connect	Non-Contrast or Fabric Contrast 1	Fabric Contrast 2	Wood Finish	Moisture Barrier	Arm Cap	
 <p>PRAS</p> <p>One Seat Add-on Unit-Left (Closed Arm)</p> <ul style="list-style-type: none"> 1 = Back and arms (Fabric Contrast 1) C.O.M. = 2.5 yd 2 = Seat (Fabric Contrast 2) C.O.M. = 1 yd 	Non-contrast	2.75 yd	PPACL/NC	<input type="checkbox"/>		<input type="checkbox"/> <input type="checkbox"/> <input type="checkbox"/> <input type="checkbox"/>		<input type="checkbox"/> <input type="checkbox"/> <input type="checkbox"/>	<input type="checkbox"/> <input type="checkbox"/> <input type="checkbox"/>	<input type="checkbox"/> <input type="checkbox"/> <input type="checkbox"/>	43.0#
	Contrast		PPACL/FC	<input type="checkbox"/>		<input type="checkbox"/> <input type="checkbox"/> <input type="checkbox"/> <input type="checkbox"/>	<input type="checkbox"/> <input type="checkbox"/> <input type="checkbox"/> <input type="checkbox"/>	<input type="checkbox"/> <input type="checkbox"/> <input type="checkbox"/>	<input type="checkbox"/> <input type="checkbox"/> <input type="checkbox"/>	<input type="checkbox"/> <input type="checkbox"/> <input type="checkbox"/>	43.0#
 <p>PRAS</p> <p>One Seat Add-on Unit-Right (Closed Arm)</p> <ul style="list-style-type: none"> 1 = Back and arms (Fabric Contrast 1) C.O.M. = 2.5 yd 2 = Seat (Fabric Contrast 2) C.O.M. = 1 yd 	Non-contrast	2.75 yd	PPACR/NC		<input type="checkbox"/>	<input type="checkbox"/> <input type="checkbox"/> <input type="checkbox"/> <input type="checkbox"/>		<input type="checkbox"/> <input type="checkbox"/> <input type="checkbox"/>	<input type="checkbox"/> <input type="checkbox"/> <input type="checkbox"/>	<input type="checkbox"/> <input type="checkbox"/> <input type="checkbox"/>	43.0#
	Contrast		PPACR/FC		<input type="checkbox"/>	<input type="checkbox"/> <input type="checkbox"/> <input type="checkbox"/> <input type="checkbox"/>	<input type="checkbox"/> <input type="checkbox"/> <input type="checkbox"/> <input type="checkbox"/>	<input type="checkbox"/> <input type="checkbox"/> <input type="checkbox"/>	<input type="checkbox"/> <input type="checkbox"/> <input type="checkbox"/>	<input type="checkbox"/> <input type="checkbox"/> <input type="checkbox"/>	43.0#
			A	B	C	D	E	F	G	H	

HOW TO ORDER

Indicate the following information on order form:

- Quantity of each item.
- Model number, including options. See "How To Build a Model Number".
- Any special service required.

Note: • The ☐ indicates that a choice is required.

- The absence of the ☐ indicates that no choice is required.
- Alpha-numeric characters in place of ☐ indicate that no other alternatives are available.

HOW TO BUILD A MODEL NUMBER

A Select basic model.

B Select LEFT facing arm connector.

C - Chair
T - Table

Arm connection is on Right side when seated.

C Select RIGHT facing arm connector.

C - Chair
T - Table

Arm connection is on Left side when seated.

D Select non-contrast or fabric contrast 1. Refer to color addendum at ki.com or KI Fabrics & Finishes binder.

E Select fabric contrast 2. Refer to color addendum at ki.com or KI Fabrics & Finishes binder.

F Select wood finish color.

Refer to color addendum at ki.com or KI Fabrics & Finishes binder. For Kensington Maple add upcharge.

G Select moisture barrier.

NMB - No moisture barrier
MB - Moisture barrier

See pricing column for moisture barrier upcharge.

H Select armcaps.

WAC - Wood armcaps
PAC - Black poly; add \$68

Upcharge for one armcap.

KENSINGTON MAPLE UPCHARGE

Kensington Maple Construction
Kensington Maple requires extended leadtimes.

Model

POACL/NC	\$25	POACL/FC	\$25
POACR/NC	\$25	POACR/FC	\$25
PPACL/NC	\$25	PPACL/FC	\$25
PPACR/NC	\$25	PPACR/FC	\$25
POACCL/NC	\$52	POACCL/FC	\$52
POACCR/NC	\$52	POACCR/FC	\$52
PPACCL/NC	\$52	PPACCL/FC	\$52
PPACCR/NC	\$52	PPACCR/FC	\$52
POACCCCL/NC	\$75	POACCCCL/FC	\$75
POACCCCR/NC	\$75	POACCCCR/FC	\$75
PPACCCCL/NC	\$75	PPACCCCL/FC	\$75
PPACCCCR/NC	\$75	PPACCCCR/FC	\$75

Specifications and prices are subject to change without prior notice.

HOW TO ORDER

1. Quantity of each item.
2. Model number, including options. See "How To Build a Model Number".
3. Any special service required.

Note:

- The ☐ indicates that a choice is required.
- The absence of the ☐ indicates that no choice is required.
- Alpha-numeric characters in place of ☐ indicate that no other alternatives are available.

A Select basic model.

B Select LEFT facing arm connector.

C	- Chair
T	- Table

Arm connection is on Right side when seated.

C Select RIGHT facing arm connector.

C	- Chair
T	- Table

Arm connection is on Left side when seated.

D Select non-contrast or fabric contrast 1.
Refer to color addendum at ki.com or KI Fabrics & Finishes binder.

E Select fabric contrast 2.
Refer to color addendum at ki.com or KI Fabrics & Finishes binder.

F Select wood finish color.

G Select fire code.

NFR	- Compliance to TB 117-2013
FR	- Compliance to TB 133

See pricing column for TB133 upcharge.

H Select moisture barrier.

NMB	- No moisture barrier
MB	- Moisture barrier

See pricing column for moisture barrier upcharge.

I Select armcaps.

WAC	- Wood armcaps (pair)
PAC	- Black poly; add \$139

Upcharge for two armcaps.

Kensington Maple Construction
Kensington Maple requires extended leadtimes.

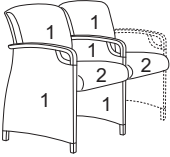
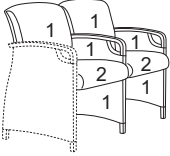
Model			
POACL/NC	\$25	POACL/FC	\$25
POACR/NC	\$25	POACR/FC	\$25
PPACL/NC	\$25	PPACL/FC	\$25
PPACR/NC	\$25	PPACR/FC	\$25
POACCL/NC	\$52	POACCL/FC	\$52
POACCR/NC	\$52	POACCR/FC	\$52
PPACCL/NC	\$52	PPACCL/FC	\$52
PPACCR/NC	\$52	PPACCR/FC	\$52
POACCL/NC	\$75	POACCL/FC	\$75
POACCR/NC	\$75	POACCR/FC	\$75
PPACCL/NC	\$75	PPACCL/FC	\$75
PPACCR/NC	\$75	PPACCR/FC	\$75

[illegible]

Specifications and prices are subject to change without prior notice.

Perth®

Multiple Seating

	Features	COM	MODEL NUMBER								Approx. Packaged Weight
			Basic Model	Left Connect	Right Connect	Non-Contrast or Fabric Contrast 1	Fabric Contrast 2	Wood Finish	Moisture Barrier	Arm Cap	
 <p>PRAS</p> <p>Two Seat Add-on Unit-Left (Closed Arm)</p> <ul style="list-style-type: none"> 1 = Back and arms (Fabric Contrast 1) C.O.M. = 3.75 yd 2 = Seat (Fabric Contrast 2) C.O.M. = 1.5 yd 	Non-contrast	5 yd	PPACCL/NC	<input type="checkbox"/>		<input type="checkbox"/> <input type="checkbox"/> <input type="checkbox"/> <input type="checkbox"/>		<input type="checkbox"/> <input type="checkbox"/> <input type="checkbox"/> <input type="checkbox"/>	<input type="checkbox"/> <input type="checkbox"/> <input type="checkbox"/> <input type="checkbox"/>	<input type="checkbox"/> <input type="checkbox"/> <input type="checkbox"/> <input type="checkbox"/>	82.0#
	Contrast		PPACCL/FC	<input type="checkbox"/>		<input type="checkbox"/> <input type="checkbox"/> <input type="checkbox"/> <input type="checkbox"/>	<input type="checkbox"/> <input type="checkbox"/> <input type="checkbox"/> <input type="checkbox"/>	<input type="checkbox"/> <input type="checkbox"/> <input type="checkbox"/> <input type="checkbox"/>	<input type="checkbox"/> <input type="checkbox"/> <input type="checkbox"/> <input type="checkbox"/>	<input type="checkbox"/> <input type="checkbox"/> <input type="checkbox"/> <input type="checkbox"/>	82.0#
 <p>PRAS</p> <p>Two Seat Add-on Unit-Right (Closed Arm)</p> <ul style="list-style-type: none"> 1 = Back and arms (Fabric Contrast 1) C.O.M. = 3.75 yd 2 = Seat (Fabric Contrast 2) C.O.M. = 1.5 yd 	Non-contrast	5 yd	PPACCR/NC		<input type="checkbox"/>	<input type="checkbox"/> <input type="checkbox"/> <input type="checkbox"/> <input type="checkbox"/>		<input type="checkbox"/> <input type="checkbox"/> <input type="checkbox"/> <input type="checkbox"/>	<input type="checkbox"/> <input type="checkbox"/> <input type="checkbox"/> <input type="checkbox"/>	<input type="checkbox"/> <input type="checkbox"/> <input type="checkbox"/> <input type="checkbox"/>	82.0#
	Contrast		PPACCR/FC		<input type="checkbox"/>	<input type="checkbox"/> <input type="checkbox"/> <input type="checkbox"/> <input type="checkbox"/>	<input type="checkbox"/> <input type="checkbox"/> <input type="checkbox"/> <input type="checkbox"/>	<input type="checkbox"/> <input type="checkbox"/> <input type="checkbox"/> <input type="checkbox"/>	<input type="checkbox"/> <input type="checkbox"/> <input type="checkbox"/> <input type="checkbox"/>	<input type="checkbox"/> <input type="checkbox"/> <input type="checkbox"/> <input type="checkbox"/>	82.0#
			A	B	C	D	E	F	G	H	

HOW TO ORDER

Indicate the following information on order form:

- Quantity of each item.
- Model number, including options. See "How To Build a Model Number".
- Any special service required.

Note: • The ☐ indicates that a choice is required.

- The absence of the ☐ indicates that no choice is required.
- Alpha-numeric characters in place of ☐ indicate that no other alternatives are available.

HOW TO BUILD A MODEL NUMBER

A Select basic model.

B Select LEFT facing arm connector.

C - Chair

T - Table

Arm connection is on Right side when seated.

C Select RIGHT facing arm connector.

C - Chair

T - Table

Arm connection is on Left side when seated.

D Select non-contrast or fabric contrast 1. Refer to color addendum at ki.com or KI Fabrics & Finishes binder.

E Select fabric contrast 2. Refer to color addendum at ki.com or KI Fabrics & Finishes binder.

F Select wood finish color.

Refer to color addendum at ki.com or KI Fabrics & Finishes binder. For Kensington Maple add upcharge.

G Select moisture barrier.

NMB - No moisture barrier

MB - Moisture barrier

See pricing column for moisture barrier upcharge.

H Select armcaps.

WAC - Wood armcaps

PAC - Black poly; add \$139

Upcharge for two armcaps.

KENSINGTON MAPLE UPCHARGE

Kensington Maple Construction
Kensington Maple requires extended leadtimes.

Model

POACL/NC	\$25	POACL/FC	\$25
POACR/NC	\$25	POACR/FC	\$25
PPACL/NC	\$25	PPACL/FC	\$25
PPACR/NC	\$25	PPACR/FC	\$25
POACCL/NC	\$52	POACCL/FC	\$52
POACCR/NC	\$52	POACCR/FC	\$52
PPACCL/NC	\$52	PPACCL/FC	\$52
PPACCR/NC	\$52	PPACCR/FC	\$52
POACCL/NC	\$75	POACCL/FC	\$75
POACCR/NC	\$75	POACCR/FC	\$75
PPACCL/NC	\$75	PPACCL/FC	\$75
PPACCR/NC	\$75	PPACCR/FC	\$75

Specifications and prices are subject to change without prior notice.

Model			
POACL/NC	\$25	POACL/FC	\$25
POACR/NC	\$25	POACR/FC	\$25
PPACL/NC	\$25	PPACL/FC	\$25
PPACR/NC	\$25	PPACR/FC	\$25
POACCL/NC	\$52	POACCL/FC	\$52
POACCR/NC	\$52	POACCR/FC	\$52
PPACCL/NC	\$52	PPACCL/FC	\$52
PPACCR/NC	\$52	PPACCR/FC	\$52
POACCL/NC	\$75	POACCL/FC	\$75
POACCR/NC	\$75	POACCR/FC	\$75
PPACCL/NC	\$75	PPACCL/FC	\$75
PPACCR/NC	\$75	PPACCR/FC	\$75



Approx. Packaged Weight	Grade C.O.M.	Grade C	Grade D	Grade E & C.O.L.	Grade F	Grade G	Grade H	Grade I	Grade J	Grade K	Grade L Leather	Grade M Leather	TB133 add to list price	Moisture Barrier add to list price
122.0#	\$ 2590	\$ 2641	\$ 2723	\$ 2821	\$ 2892	\$ 3023	\$ 3156	\$ 3324	\$ 3657	\$ 3990	\$ 4324	\$ 4986	\$ 469	\$ 324
122.0#	2705	2754	2839	2936	3005	3138	3271	3439	3772	4102	4438	5103	469	324

122.0#	\$ 2590	\$ 2641	\$ 2723	\$ 2821	\$ 2892	\$ 3023	\$ 3156	\$ 3324	\$ 3657	\$ 3990	\$ 4324	\$ 4986	\$ 469	\$ 324
122.0#	2705	2754	2839	2936	3005	3138	3271	3439	3772	4102	4438	5103	469	324

INFORMATION

C.O.M. Requirements

C.O.M. yardage requirements listed above are based on plain goods 54" wide. If less than 54" wide or fabrics requiring matching (stripes, plaids, prints, large patterns), additional yardage will be needed. Consult COM/COL matrix for ordering additional yardage needed. For C.O.M. fabric sent to KI-High Point on multiple rolls, add an additional yard of fabric per roll to the yardage requirements.

Multiply number of seats, backs and arms required by yardage amount (e.g. 3 replacement seats required x 1 yard = 3 yards total).

C.O.L. Requirements

Figure 18 sq. ft. of leather (C.O.L.) for each yard shown (i.e., 4.75 x 18 = 85.5 sq ft).

Contrasting Upholstery

When contrasting fabric is chosen, price at

highest in-grade.

Minimum Fabric/Leather Quantity

Minimum order for fabric is 1 yard. Minimum order for leather is 1 hide (approximately 50 sq. ft).

Construction

Seat frame constructed of welded structural steel. Back constructed from formed laminated plywood. (Loveseat from kiln-dried hardwood). Arms constructed from kiln-dried hardwood. Cushioning of multiple densities of polyurethane foam and Dacron fiber.

California TB133 Fire Safety Code

The above seating products can be manufactured using the appropriate flame-retardant materials and fabric selections for compliance to California Technical Bulletin 133. Please contact KI customer service for fabric compliance. Not available with moisture barrier.

Upcharges are the same for Left, Right, and Left/Right units.

SPECIAL SERVICES

Special Carton Marking

With specially marked information N/C


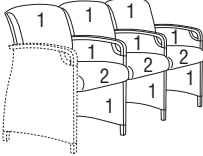
Shipping

Shipped **assembled freight prepaid f.o.b. High Point, North Carolina 27263** factory. Freight class #175.

Specifications and prices are subject to change without prior notice.

Perth®

Multiple Seating

	Features	COM	MODEL NUMBER								Approx. Packaged Weight
			Basic Model	Left Connect	Right Connect	Non-Contrast or Fabric Contrast 1	Fabric Contrast 2	Wood Finish	Moisture Barrier	Arm Cap	
 <p>PRAS Three Seat Add-on Unit-Left (Closed Arm)</p> <ul style="list-style-type: none"> 1 = Back and arms (Fabric Contrast 1) C.O.M. = 5.5 yd 2 = Seat (Fabric Contrast 2) C.O.M. = 2 yd 	Non-contrast	7 yd	PPACCCL/NC	<input type="checkbox"/>		<input type="checkbox"/> <input type="checkbox"/> <input type="checkbox"/> <input type="checkbox"/>		<input type="checkbox"/> <input type="checkbox"/> <input type="checkbox"/>	<input type="checkbox"/> <input type="checkbox"/> <input type="checkbox"/>	<input type="checkbox"/> <input type="checkbox"/> <input type="checkbox"/>	122.0#
	Contrast		PPACCCL/FC	<input type="checkbox"/>		<input type="checkbox"/> <input type="checkbox"/> <input type="checkbox"/> <input type="checkbox"/>	<input type="checkbox"/> <input type="checkbox"/> <input type="checkbox"/> <input type="checkbox"/>	<input type="checkbox"/> <input type="checkbox"/> <input type="checkbox"/>	<input type="checkbox"/> <input type="checkbox"/> <input type="checkbox"/>	<input type="checkbox"/> <input type="checkbox"/> <input type="checkbox"/>	122.0#
 <p>PRAS Three Seat Add-on Unit-Right (Closed Arm)</p> <ul style="list-style-type: none"> 1 = Back and arms (Fabric Contrast 1) C.O.M. = 5.5 yd 2 = Seat (Fabric Contrast 2) C.O.M. = 2 yd 	Non-contrast	7 yd	PPACCCR/NC		<input type="checkbox"/>	<input type="checkbox"/> <input type="checkbox"/> <input type="checkbox"/> <input type="checkbox"/>		<input type="checkbox"/> <input type="checkbox"/> <input type="checkbox"/>	<input type="checkbox"/> <input type="checkbox"/> <input type="checkbox"/>	<input type="checkbox"/> <input type="checkbox"/> <input type="checkbox"/>	122.0#
	Contrast		PPACCCR/FC		<input type="checkbox"/>	<input type="checkbox"/> <input type="checkbox"/> <input type="checkbox"/> <input type="checkbox"/>	<input type="checkbox"/> <input type="checkbox"/> <input type="checkbox"/> <input type="checkbox"/>	<input type="checkbox"/> <input type="checkbox"/> <input type="checkbox"/>	<input type="checkbox"/> <input type="checkbox"/> <input type="checkbox"/>	<input type="checkbox"/> <input type="checkbox"/> <input type="checkbox"/>	122.0#
			A	B	C	D	E	F	G	H	

HOW TO ORDER

Indicate the following information on order form:

- Quantity of each item.
- Model number, including options. See "How To Build a Model Number".
- Any special service required.

Note: • The ☐ indicates that a choice is required.

- The absence of the ☐ indicates that no choice is required.
- Alpha-numeric characters in place of ☐ indicate that no other alternatives are available.

HOW TO BUILD A MODEL NUMBER

A Select basic model.

B Select LEFT facing arm connector.

C - Chair

T - Table

Arm connection is on Right side when seated.

C Select RIGHT facing arm connector.

C - Chair

T - Table

Arm connection is on Left side when seated.

D Select non-contrast or fabric contrast 1.
Refer to color addendum at ki.com or KI Fabrics & Finishes binder.

E Select fabric contrast 2.
Refer to color addendum at ki.com or KI Fabrics & Finishes binder.

F Select wood finish color.

Refer to color addendum at ki.com or KI Fabrics & Finishes binder.
For Kensington Maple add upcharge.

G Select moisture barrier.

NMB - No moisture barrier

MB - Moisture barrier

See pricing column for moisture barrier upcharge.

H Select armcaps.

WAC - Wood armcaps

PAC - Black poly; add \$209

Upcharge for three armcaps.

KENSINGTON MAPLE UPCHARGE

Kensington Maple Construction
Kensington Maple requires extended leadtimes.





Model

POACL/NC	\$25	POACL/FC	\$25
POACR/NC	\$25	POACR/FC	\$25
PPACL/NC	\$25	PPACL/FC	\$25
PPACR/NC	\$25	PPACR/FC	\$25
POACCL/NC	\$52	POACCL/FC	\$52
POACCR/NC	\$52	POACCR/FC	\$52
PPACCL/NC	\$52	PPACCL/FC	\$52
PPACCR/NC	\$52	PPACCR/FC	\$52
POACCCCL/NC	\$75	POACCCCL/FC	\$75
POACCCCR/NC	\$75	POACCCCR/FC	\$75
PPACCCCL/NC	\$75	PPACCCCL/FC	\$75
PPACCCCR/NC	\$75	PPACCCCR/FC	\$75

Specifications and prices are subject to change without prior notice.

Perth®

Multiple Seating Replacement Parts

			MODEL NUMBER						
	MODEL	COM	Basic Model	Non-Contrast or Fabric Contrast 1	Arm Style	TB133	Moisture Barrier	Approx. Packaged Weight	Grade C.O.M.
	Chair Replacement Back Foam/ Upholstery Cover	1.5 yd	PRB23	<input type="checkbox"/> <input type="checkbox"/> <input type="checkbox"/> <input type="checkbox"/>	<input type="checkbox"/>	<input type="checkbox"/> <input type="checkbox"/> <input type="checkbox"/>	<input type="checkbox"/> <input type="checkbox"/> <input type="checkbox"/>	7.0#	\$ 237
PRRP									
	Chair Replacement Seat Cover	1 yd	PRS23	<input type="checkbox"/> <input type="checkbox"/> <input type="checkbox"/> <input type="checkbox"/>	<input type="checkbox"/>	<input type="checkbox"/> <input type="checkbox"/> <input type="checkbox"/>	<input type="checkbox"/> <input type="checkbox"/> <input type="checkbox"/>	2.0#	\$ 202
PRRP									
	Loveseat Replacement Back Foam/ Upholstery Cover	2.5 yd	PRB33	<input type="checkbox"/> <input type="checkbox"/> <input type="checkbox"/> <input type="checkbox"/>	<input type="checkbox"/>	<input type="checkbox"/> <input type="checkbox"/> <input type="checkbox"/>	<input type="checkbox"/> <input type="checkbox"/> <input type="checkbox"/>	3.0#	\$ 317
PRRP									
	Loveseat Replacement Seat Cover	1.25 yd	PRS33	<input type="checkbox"/> <input type="checkbox"/> <input type="checkbox"/> <input type="checkbox"/>	<input type="checkbox"/>	<input type="checkbox"/> <input type="checkbox"/> <input type="checkbox"/>	<input type="checkbox"/> <input type="checkbox"/> <input type="checkbox"/>	3.0#	\$ 236
PRRP									
			A	B	C	D	E		

HOW TO ORDER

Indicate the following information on order form:

1. Quantity of each item.
2. Model number, including options. See "How To Build a Model Number".
3. Any special service required.

Note: • The □ indicates that a choice is required.

- The absence of the □ indicates that no choice is required.
- Alpha-numeric characters in place of □ indicate that no other alternatives are available.

HOW TO BUILD A MODEL NUMBER

A Select basic model.

B Select non-contrast or fabric contrast 1.
Refer to color addendum at ki.com or KI Fabrics & Finishes binder.

C Select arm style.

H - Closed arm
O - Open arm

D Select fire code.

NFR - Compliance to TB 117-2013
FR - Compliance to TB 133

See pricing column for TB133 upcharge.
Not available with poly armcap option.

E Select moisture barrier.

NMB - No moisture barrier
MB - Moisture barrier

See pricing column for moisture barrier upcharge.

INFORMATION

C.O.M. Requirements

C.O.M. yardage requirements listed above are based on plain goods 54" wide. If less than 54" wide or fabrics requiring matching (stripes, plaids, prints, large patterns), additional yardage will be needed. Consult C.O.M. matrix on the Ordering C.O.M. and C.O.L. page for additional yardage needed. For C.O.M. fabric sent to KI-High Point on multiple rolls, add an additional yard of fabric per roll to the yardage requirements.

C.O.L. Requirements

Figure 18 sq. ft. of leather (C.O.L.) for each yard shown (i.e., 4.75 x 18 = 85.5 sq ft).

Contrasting Upholstery

When contrasting fabric is chosen, price at highest in-grade.

Moisture Barrier

Moisture barrier is applied underneath the fabric cover as a means of protecting the



Grade C	Grade D	Grade E & C.O.L.	Grade F	Grade G	Grade H	Grade I	Grade J	Grade K	Grade L Leather	Grade M Leather	TB133 add to list price	Moisture Barrier add to list price
\$ 246	\$ 270	\$ 298	\$ 317	\$ 356	\$ 390	\$ 465	\$ 557	\$ 649	\$ 742	\$ 930	\$ 90	\$ 55
\$ 215	\$ 239	\$ 270	\$ 288	\$ 332	\$ 371	\$ 453	\$ 550	\$ 649	\$ 753	\$ 952	\$ 60	\$ 55
\$ 333	\$ 364	\$ 400	\$ 426	\$ 476	\$ 525	\$ 627	\$ 750	\$ 878	\$ 999	\$ 1250	\$ 149	\$ 90
\$ 249	\$ 277	\$ 312	\$ 338	\$ 385	\$ 433	\$ 525	\$ 641	\$ 758	\$ 872	\$ 1105	\$ 75	\$ 47

foam. Not available with TB133.

California TB133 Fire Safety Code

The above seating products can be manufactured using the appropriate flame-retardant materials and fabric selections for compliance to California Technical Bulletin 133. Please contact KI customer service for fabric compliance. Not available with moisture barrier.

Upcharges are the same for Left, Right, and Left/Right units.

SPECIAL SERVICES

Special Carton Marking

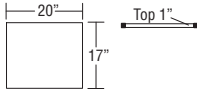
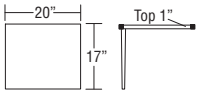
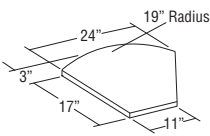
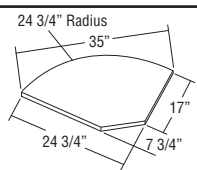
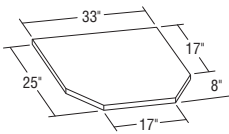
With specially marked information N/C

Shipping

Shipped **assembled unless replacement parts which ship k.d. freight prepaid High Point, North Carolina 27263** factory. Freight class #175.

Specifications and prices are subject to change without prior notice.

Perth®
Connecting Tables

MODEL	Features	MODEL NUMBER			Approx. Packaged Weight
		Basic Model	Wood Finish	Laminate Color	
 Center Table • 16.25" height	Laminate Top	PT.L	<input type="checkbox"/> <input type="checkbox"/> <input type="checkbox"/>	<input type="checkbox"/> <input type="checkbox"/> <input type="checkbox"/>	19.0#
	Wood Veneer Top	PT.V	<input type="checkbox"/> <input type="checkbox"/> <input type="checkbox"/>		19.0#
PRCT					
 End Table • 16.25" height	Laminate Top	PET.L	<input type="checkbox"/> <input type="checkbox"/> <input type="checkbox"/>	<input type="checkbox"/> <input type="checkbox"/> <input type="checkbox"/>	22.0#
	Wood Veneer Top	PET.V	<input type="checkbox"/> <input type="checkbox"/> <input type="checkbox"/>		22.0#
PRCT					
 45 Degree Connector Table • 16.25" height	Laminate Top	PT45.L	<input type="checkbox"/> <input type="checkbox"/> <input type="checkbox"/>	<input type="checkbox"/> <input type="checkbox"/> <input type="checkbox"/>	20.0#
	Wood Veneer Top	PT45.V	<input type="checkbox"/> <input type="checkbox"/> <input type="checkbox"/>		20.0#
PRCT					
 90 Degree Connector Table • 16.25" height	Laminate Top	PT90.L	<input type="checkbox"/> <input type="checkbox"/> <input type="checkbox"/>	<input type="checkbox"/> <input type="checkbox"/> <input type="checkbox"/>	25.0#
	Wood Veneer Top	PT90.V	<input type="checkbox"/> <input type="checkbox"/> <input type="checkbox"/>		25.0#
PRCT					
 Three-Sided "T" Connector Table • 16.25" height	Laminate Top	PT3.L	<input type="checkbox"/> <input type="checkbox"/> <input type="checkbox"/>	<input type="checkbox"/> <input type="checkbox"/> <input type="checkbox"/>	30.0#
	Wood Veneer Top	PT3.V	<input type="checkbox"/> <input type="checkbox"/> <input type="checkbox"/>		30.0#
PRCT					
		A	B	C	

HOW TO ORDER

Indicate the following information on order form:

- Quantity of each item.
- Model number, including options. See "How To Build a Model Number".
- Any special service required.

Note:

- The ☐ indicates that a choice is required.
- The absence of the ☐ indicates that no choice is required.
- Alpha-numeric characters in place of ☐ indicate that no other alternatives are available.

HOW TO BUILD A MODEL NUMBER

- A** Select basic model.
- B** Select wood finish color.
Refer to color addendum at ki.com or KI Fabrics & Finishes binder.
Kensington Maple requires extended lead-times; add \$52
- C** Select laminate color.
Refer to color addendum at ki.com or KI Fabrics & Finishes binder.

KENSINGTON MAPLE UPCHARGE

Kensington Maple Construction
Kensington Maple requires extended leadtimes.

Model

PT.L	\$18
PT.V	\$25
PET.L	\$18
PET.V	\$38
PT45.L	\$18
PT45.V	\$38
PT90.L	\$25
PT90.V	\$63
PT3.L	\$33
PT3.V	\$38

INFORMATION

Construction
Construction of kiln-dried hardwood and veneers.



Delivered Pricing	
\$	513
	577
\$	683
	732
\$	603
	690
\$	903
	1034
\$	1022
	1137

SPECIAL SERVICES

Special Carton Marking

With specially marked information N/C

Shipping

Shipped **assembled freight prepaid f.o.b. High Point, North Carolina 27263** factory. Freight class #175.

Specifications and prices are subject to change without prior notice.

Piretti Torsion® Tandem

General Information



Tandem Seating (TT4CAU/S4) 2-Place Unit 3-Place Unit 4-Place Unit

Features			
Arm	•		
Corner tables	•		
In-line tables	•		
Available in polypropylene	•		
General Dimensions			
Seat width (with arms)	23"	23"	23"
Seat width (no arms)	18"	18"	18"
Unit width (with arms)	46"	69"	92"
Unit width (no arms)	44"	64"	87"
Seat height	17-1/4"	17-1/4"	17-1/4"
Unit height	31-1/2"	31-1/2"	31-1/2"
Corner table top	30" x 30"		
In-line table	20" x 20"		
Table height (all table models)	17"		

SPECIFICATIONS

Seat and Backrest

Seats and backrests are molded compound curved polypropylene with a textured finish. Seat is two-piece construction. Upholstered chairs have partially exposed polypropylene surfaces. Fabric is upholstered over 9/16" foam on the backrest and 15/16" on the seat. The seat attaches to the beam via a seat weldment which is bolted to the beam.

Backrest Supports

Two die-cast aluminum backrest supports attach the backrest to the Torsion® mechanism. A steel tube is cast into each backrest support for added strength.

Torsion® Mechanism

The back flex is achieved by the Torsion® mechanism. It consists of two flat torsion springs captured at both ends by steel bushings which in turn engage with the backrest supports. The Torsion® mechanism creates gradually increasing resistance over the full

12° of back flex.

Tandem Base

Cast aluminum alloy leg section. 14-gauge, 1" x 2" seamless steel column. Upright and base are painted monochromatic with beam and yoke. Columns are welded to a yoke/plate which clamps onto beam.

Tandem Arm

Oval tubular steel arm support with self-skinning urethane armrests measuring 10-1/4" long by 4" wide. The tubular arm support is welded to the seat. If an in-line table is included in the arrangement, a "fill-in" arm is supplied which is mechanically fastened to the beam using a yoke and coverplate. Arm is monochromatic with polypropylene shell.

In-line Table

Solid core top is 20" x 20" x 7/8" with a vinyl bullnose edge.

Corner Table

Solid core top is 30" x 30" x 7/8" with a vinyl bullnose edge.

INFORMATION

C.O.M Testing and Production Requirements

Not all materials are suitable for upholstering this product. A 1-1/2 yd. x 54" sample must be submitted and approved prior to acceptance of an order. If the fabric is directional in pattern or weave, the direction must be indicated on the submitted sample, and additional yardage may be requested.

Test samples must be sent to:

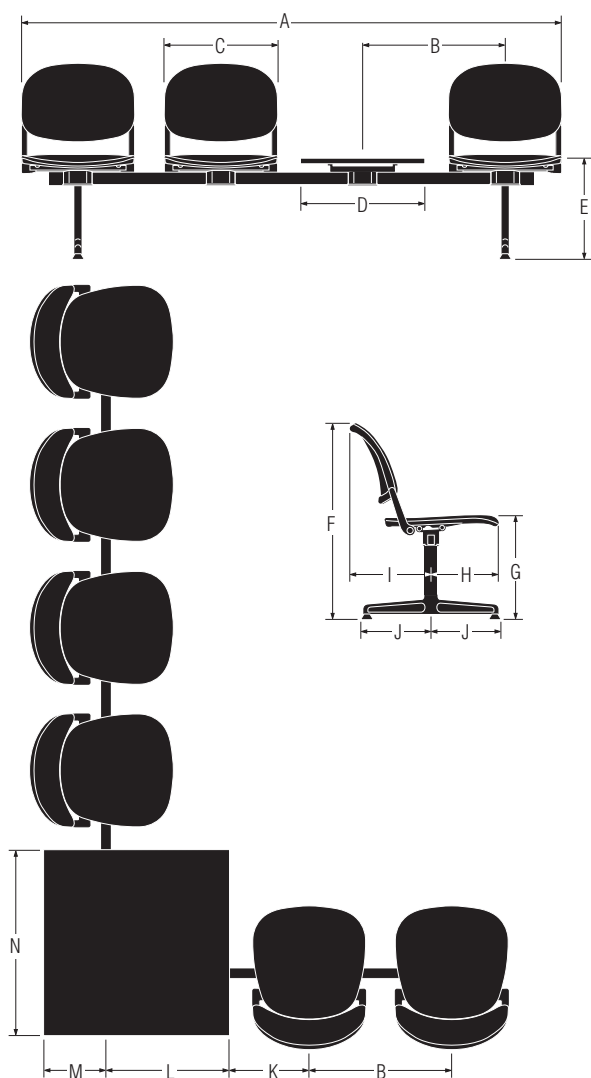
KI
Attn: C.O.M. Specialist
1687 Westminster Drive - Gate 3
Green Bay, WI 54302

Fabric Disclaimer

Fabric will be applied as swatched by the fabric manufacturer. Fabric that is required to be applied differently than is swatched will need a Special Cost Request written specifying the direction the fabric is to be applied. The posted standard lead time will apply to the Special Cost Request.

Design

Designed by Giancarlo Piretti and manufactured in the USA by Krueger International, Inc. under license from Pro-Cord S.p.A.



DIMENSIONS

		No Arms	With Arms
A1	2-Place Unit	44"	46"
A2	3-Place Unit	64"	69"
A3	4-Place Unit	87"	92"
B	Additional Places	23"	23"
C	Seat Width	18"	23"
D	Table Width	20"	
E	Table Height	17"	
F	Unit Height	31½"	
G	Seat Height	17¼"	
H	Beam Center to Front of Seat	11"	
I	Beam Center to Back of Seat	12"	
J	Beam Center to Foot End	11¾"	
K	Seat Center to Corner Table		
	Mounting Side	13½"	
L	Beam Center to Corner Table		
	Mounting Side	20"	
M	Beam Center to Corner Table Back	10"	
N	Corner Table Width	30"	




INFORMATION

Warranty

Refer to KI Terms & Conditions document or visit ki.com

Piretti Torsion® Tandem

Multiple Seating

			MODEL NUMBER						
MODEL	Features	Basic Model	Corner Table Connection	Frame Color	Seat & Back Color	Surface Finish	Edge Color		
 TT1P TT2P TT3P TT4P TT5P	Tandem Seating No Arms - Poly <ul style="list-style-type: none">Number of seats per arrangementWhen selecting a corner connection, corner table must be ordered separately1 seat, 0 in-line table models must pick a corner table	1 Seat, 0 In-Line Table	TT1NAP/S1/IT0	<input type="checkbox"/>	<input type="checkbox"/>	<input type="checkbox"/>			
	1 Seat, 1 In-Line Table	TT2NAP/S1/IT1	<input type="checkbox"/>	<input type="checkbox"/>	<input type="checkbox"/>	<input type="checkbox"/>	<input type="checkbox"/>		
	2 Seats, 0 In-Line Table	TT2NAP/S2/IT0	<input type="checkbox"/>	<input type="checkbox"/>	<input type="checkbox"/>				
	2 Seats, 1 In-Line Table	TT3NAP/S2/IT1	<input type="checkbox"/>	<input type="checkbox"/>	<input type="checkbox"/>	<input type="checkbox"/>	<input type="checkbox"/>		
	3 Seats, 0 In-Line Table	TT3NAP/S3/IT0	<input type="checkbox"/>	<input type="checkbox"/>	<input type="checkbox"/>				
	3 Seats, 1 In-line Table	TT4NAP/S3/IT1	<input type="checkbox"/>	<input type="checkbox"/>	<input type="checkbox"/>	<input type="checkbox"/>	<input type="checkbox"/>		
	4 Seats, 0 In-line Table	TT4NAP/S4/IT0	<input type="checkbox"/>	<input type="checkbox"/>	<input type="checkbox"/>				
	3 Seats, 2 In-Line Tables	TT5NAP/S3/IT2	<input type="checkbox"/>	<input type="checkbox"/>	<input type="checkbox"/>	<input type="checkbox"/>	<input type="checkbox"/>		
	4 Seats, 1 In-line Table	TT5NAP/S4/IT1	<input type="checkbox"/>	<input type="checkbox"/>	<input type="checkbox"/>	<input type="checkbox"/>	<input type="checkbox"/>		
	5 Seats, 0 In-line Table	TT5NAP/S5/IT0	<input type="checkbox"/>	<input type="checkbox"/>	<input type="checkbox"/>				
 TT1P TT2P TT3P TT4P TT5P	Tandem Seating End Arms Only - Poly <ul style="list-style-type: none">Number of seats per arrangementWhen selecting a corner connection, corner table must be ordered separately1 seat, 0 in-line table models must pick a corner table	1 Seat, 0 In-Line Table	TT1EAP/S1/IT0	<input type="checkbox"/>	<input type="checkbox"/>	<input type="checkbox"/>			
	1 Seat, 1 In-Line Table	TT2EAP/S1/IT1	<input type="checkbox"/>	<input type="checkbox"/>	<input type="checkbox"/>	<input type="checkbox"/>	<input type="checkbox"/>		
	2 Seats, 0 In-Line Table	TT2EAP/S2/IT0	<input type="checkbox"/>	<input type="checkbox"/>	<input type="checkbox"/>				
	2 Seats, 1 In-Line Table	TT3EAP/S2/IT1	<input type="checkbox"/>	<input type="checkbox"/>	<input type="checkbox"/>	<input type="checkbox"/>	<input type="checkbox"/>		
	3 Seats, 0 In-Line Table	TT3EAP/S3/IT0	<input type="checkbox"/>	<input type="checkbox"/>	<input type="checkbox"/>				
	3 Seats, 1 In-line Table	TT4EAP/S3/IT1	<input type="checkbox"/>	<input type="checkbox"/>	<input type="checkbox"/>	<input type="checkbox"/>	<input type="checkbox"/>		
	4 Seats, 0 In-line Table	TT4EAP/S4/IT0	<input type="checkbox"/>	<input type="checkbox"/>	<input type="checkbox"/>				
	3 Seats, 2 In-Line Tables	TT5EAP/S3/IT2	<input type="checkbox"/>	<input type="checkbox"/>	<input type="checkbox"/>	<input type="checkbox"/>	<input type="checkbox"/>		
	4 Seats, 1 In-line Table	TT5EAP/S4/IT1	<input type="checkbox"/>	<input type="checkbox"/>	<input type="checkbox"/>	<input type="checkbox"/>	<input type="checkbox"/>		
	5 Seats, 0 In-line Table	TT5EAP/S5/IT0	<input type="checkbox"/>	<input type="checkbox"/>	<input type="checkbox"/>				
 TT1P TT2P TT3P TT4P TT5P	Tandem Seating w/Arms - Poly <ul style="list-style-type: none">Number of seats per arrangementWhen selecting a corner connection, corner table must be ordered separatelyIn-line tables must be placed between seats with shared arm application1 seat, 0 in-line table models must pick a corner table	1 Seat, 0 In-Line Table	TT1AAP/S1/IT0	<input type="checkbox"/>	<input type="checkbox"/>	<input type="checkbox"/>			
	1 Seat, 1 In-Line Table	TT2AAP/S1/IT1	<input type="checkbox"/>	<input type="checkbox"/>	<input type="checkbox"/>	<input type="checkbox"/>	<input type="checkbox"/>		
	2 Seats, 0 In-Line Table	TT2AAP/S2/IT0	<input type="checkbox"/>	<input type="checkbox"/>	<input type="checkbox"/>				
	2 Seats, 1 In-Line Table	TT3AAP/S2/IT1	<input type="checkbox"/>	<input type="checkbox"/>	<input type="checkbox"/>	<input type="checkbox"/>	<input type="checkbox"/>		
	3 Seats, 0 In-Line Table	TT3AAP/S3/IT0	<input type="checkbox"/>	<input type="checkbox"/>	<input type="checkbox"/>				
	3 Seats, 1 In-line Table	TT4AAP/S3/IT1	<input type="checkbox"/>	<input type="checkbox"/>	<input type="checkbox"/>	<input type="checkbox"/>	<input type="checkbox"/>		
	4 Seats, 0 In-line Table	TT4AAP/S4/IT0	<input type="checkbox"/>	<input type="checkbox"/>	<input type="checkbox"/>				
	3 Seats, 2 In-Line Tables	TT5AAP/S3/IT2	<input type="checkbox"/>	<input type="checkbox"/>	<input type="checkbox"/>	<input type="checkbox"/>	<input type="checkbox"/>		
	4 Seats, 1 In-line Table	TT5AAP/S4/IT1	<input type="checkbox"/>	<input type="checkbox"/>	<input type="checkbox"/>	<input type="checkbox"/>	<input type="checkbox"/>		
	5 Seats, 0 In-line Table	TT5AAP/S5/IT0	<input type="checkbox"/>	<input type="checkbox"/>	<input type="checkbox"/>				
				A	B	C	D	E	F

HOW TO ORDER

Indicate the following information on order form:

- Quantity of each item.
- Model number, including options. See "How To Build a Model Number".
- Any special service required.

Note: • The ☐ indicates that a choice is required.

- The absence of the ☐ indicates that no choice is required.
- Alpha-numeric characters in place of ☐ indicate that no other alternatives are available.

HOW TO BUILD A MODEL NUMBER

A Select basic model.

B Select corner table connection.

- NC** - No corner table
L - Unit connects to one corner table
LL - Unit connects to two corner tables

C Select frame color.

Refer to color addendum at ki.com or KI Fabrics & Finishes binder.

D Select seat/back color.

Refer to color addendum at ki.com or KI Fabrics & Finishes binder.

E Select surface finish for table.

Refer to color addendum at ki.com or KI Fabrics & Finishes binder.
 Surface finish offerings are based on edge style selections.

F Select table edge color.

Refer to color addendum at ki.com or KI Fabrics & Finishes binder.
 Edge color offerings are based on edge style selections.

OPTIONS

California TB133 Fire Safety Code

The above seating products can be manufactured using the appropriate flame-retardant materials for compliance to California Technical Bulletin 133. Add "FR" to end of model number.

Model = Polypropylene
 Added Lead Time = 1 week
 Added List Price:

- 1 Seat = \$78
- 2 Seats = \$158
- 3 Seats = \$236
- 4 Seats = \$315
- 5 Seats = \$393



Piretti Torsion® Tandem

Multiple Seating

Approx.
Packaged
Weight

Delivered
Pricing

25.0#	\$ 457
39.0#	906
45.0#	914
59.0#	1363
65.0#	1369
79.0#	1819
89.0#	1825
98.0#	2267
104.0#	2274
110.0#	2284

30.0#	\$ 716
44.0#	1165
47.0#	1171
55.0#	1622
64.0#	1628
70.0#	2079
81.0#	2085
89.0#	2528
100.0#	2534
105.0#	2542

30.0#	\$ 716
44.0#	1297
55.0#	1303
69.0#	1434
80.0#	1888
94.0#	2468
105.0#	2475
113.0#	3045
124.0#	3053
135.0#	3060

SPECIAL SERVICES

Special Carton Marking

With specially marked information N/C

Shipping

Shipped **k.d. freight prepaid f.o.b. Green Bay, Wisconsin 54302** factory. Freight class #70.

Specifications and prices are subject to change without prior notice.

TT1U
TT2U
TT3U
TT4U
TT5U

Tandem Seating No Arms - Upholstered

- Number of seats per arrangement
- When selecting a corner connection, corner table must be ordered separately
- 1 seat, 0 in-line table models must pick a corner table

Indicate the following information on order form:

1. Quantity of each item.
2. Model number, including options. See "How To Build a Model Number".
3. Any special service required.

Note: • The ☐ indicates that a choice is required.

- The absence of the ☐ indicates that no choice is required.
- Alpha-numeric characters in place of ☐ indicate that no other alternatives are available.

A Select basic model.

- B** Select corner table connection.
- | | |
|-----------|--------------------------------------|
| NC | - No corner table |
| L | - Unit connects to one corner table |
| LL | - Unit connects to two corner tables |

- C** Select frame color.
Refer to color addendum at ki.com or KI
Fabrics & Finishes binder.

- D** Select seat/back color.
Refer to color addendum at ki.com or KI
Fabrics & Finishes binder.

- E** Select surface finish for table.
Refer to color addendum at ki.com or KI
Fabrics & Finishes binder.
Surface finish offerings are based on edge
style selections.

- F** Select table edge color.
Refer to color addendum at ki.com or
KI Fabrics & Finishes binder.
Edge color offerings are based on
edge style selections.

- G** Select upholstery grade/color.
Refer to color addendum at ki.com or
KI Fabrics & Finishes binder.

California TB133 Fire Safety Code

The above seating products can be manufactured using the appropriate flame-retardant materials for compliance to California Technical Bulletin 133. Add "FR" to end of model number.

Model = Upholstered
Added Lead Time = 1 week
Added List Price:
1 Seat = \$87
2 Seats = \$172
3 Seats = \$256
4 Seats = \$342
5 Seats = \$427



Piretti Torsion® Tandem

Multiple Seating

Delivered Pricing Fabric Grade 1 & C.O.M.	Delivered Pricing Fabric Grade 2	Delivered Pricing Fabric Grade 3	Delivered Pricing Vinyl Group 2V	Delivered Pricing Pallas Fabric Group P0	Delivered Pricing Pallas Fabric Group P1	Delivered Pricing Pallas Fabric Group P2	Delivered Pricing Pallas Fabric Group P3	Delivered Pricing Pallas Fabric Group P4
\$ 664	\$ 752	\$ 769	\$ 769	\$ 694	\$ 706	\$ 750	\$ 800	\$ 847
1112	1295	1326	1326	1183	1195	1283	1386	1476
1326	1415	1436	1436	1347	1370	1413	1465	1509
1777	2133	2206	2206	1921	1944	2124	2326	2505
1989	2125	2154	2154	2019	2053	2120	2196	2263
2441	2978	3085	3085	2655	2689	2960	3261	3533
2656	2836	2869	2869	2692	2737	2827	2929	3018
2890	3428	3535	3535	3106	3140	3409	3714	3982
3103	3817	3962	3962	3392	3436	3795	4199	4559
3319	3541	3587	3587	3368	3425	3535	3664	3775

INFORMATION

Note:

Torsion® in 2V Vinyl with FR requires a customer waiver since addition of the FR fire barrier to the upholstery detracts from the aesthetics of the chair.

SPECIAL SERVICES

Special Carton Marking

With specially marked information N/C



Shipping

Shipped **k.d. freight prepaid f.o.b. Green Bay, Wisconsin 54302** factory. Freight class #70.

Specifications and prices are subject to change without prior notice.

Piretti Torsion® Tandem

Multiple Seating

			MODEL NUMBER							
MODEL		Features	Basic Model	Corner Table Connection	Frame Color	Seat & Back Color	Surface Finish	Edge Color	Uph. Color	
	Tandem Seating End Arms Only - Upholstered <ul style="list-style-type: none">Number of seats per arrangementWhen selecting a corner connection, corner table must be ordered separately1 seat, 0 in-line table models must pick a corner table	1 Seat, 0 In-Line Table	TT1EAU/S1/IT0	<input type="checkbox"/>	<input type="checkbox"/>	<input type="checkbox"/>			<input type="checkbox"/>	
		1 Seat, 1 In-Line Table	TT2EAU/S1/IT1	<input type="checkbox"/>	<input type="checkbox"/>	<input type="checkbox"/>	<input type="checkbox"/>	<input type="checkbox"/>	<input type="checkbox"/>	
		2 Seats, 0 In-Line Table	TT2EAU/S2/IT0	<input type="checkbox"/>	<input type="checkbox"/>	<input type="checkbox"/>			<input type="checkbox"/>	
		2 Seats, 1 In-Line Table	TT3EAU/S2/IT1	<input type="checkbox"/>	<input type="checkbox"/>	<input type="checkbox"/>	<input type="checkbox"/>	<input type="checkbox"/>	<input type="checkbox"/>	
		3 Seats, 0 In-Line Table	TT3EAU/S3/IT0	<input type="checkbox"/>	<input type="checkbox"/>	<input type="checkbox"/>			<input type="checkbox"/>	
		3 Seats, 1 In-line Table	TT4EAU/S3/IT1	<input type="checkbox"/>	<input type="checkbox"/>	<input type="checkbox"/>	<input type="checkbox"/>	<input type="checkbox"/>	<input type="checkbox"/>	
		4 Seats, 0 In-line Table	TT4EAU/S4/IT0	<input type="checkbox"/>	<input type="checkbox"/>	<input type="checkbox"/>			<input type="checkbox"/>	
		3 Seats, 2 In-Line Tables	TT5EAU/S3/IT2	<input type="checkbox"/>	<input type="checkbox"/>	<input type="checkbox"/>	<input type="checkbox"/>	<input type="checkbox"/>	<input type="checkbox"/>	
		4 Seats, 1 In-line Table	TT5EAU/S4/IT1	<input type="checkbox"/>	<input type="checkbox"/>	<input type="checkbox"/>	<input type="checkbox"/>	<input type="checkbox"/>	<input type="checkbox"/>	
		5 Seats, 0 In-line Table	TT5EAU/S5/IT0	<input type="checkbox"/>	<input type="checkbox"/>	<input type="checkbox"/>			<input type="checkbox"/>	
TT1U										
TT2U										
TT3U										
TT4U										
TT5U										
	Tandem Seating w/Arms - Upholstered <ul style="list-style-type: none">Number of seats per arrangementWhen selecting a corner connection, corner table must be ordered separatelyIn-line tables must be placed between seats with shared arm application1 seat, 0 in-line table models must pick a corner table	1 Seat, 0 In-Line Table	TT1AAU/S1/IT0	<input type="checkbox"/>	<input type="checkbox"/>	<input type="checkbox"/>			<input type="checkbox"/>	
		1 Seat, 1 In-Line Table	TT2AAU/S1/IT1	<input type="checkbox"/>	<input type="checkbox"/>	<input type="checkbox"/>	<input type="checkbox"/>	<input type="checkbox"/>	<input type="checkbox"/>	
		2 Seats, 0 In-Line Table	TT2AAU/S2/IT0	<input type="checkbox"/>	<input type="checkbox"/>	<input type="checkbox"/>			<input type="checkbox"/>	
		2 Seats, 1 In-Line Table	TT3AAU/S2/IT1	<input type="checkbox"/>	<input type="checkbox"/>	<input type="checkbox"/>	<input type="checkbox"/>	<input type="checkbox"/>	<input type="checkbox"/>	
		3 Seats, 0 In-Line Table	TT3AAU/S3/IT0	<input type="checkbox"/>	<input type="checkbox"/>	<input type="checkbox"/>			<input type="checkbox"/>	
		3 Seats, 1 In-line Table	TT4AAU/S3/IT1	<input type="checkbox"/>	<input type="checkbox"/>	<input type="checkbox"/>	<input type="checkbox"/>	<input type="checkbox"/>	<input type="checkbox"/>	
		4 Seats, 0 In-line Table	TT4AAU/S4/IT0	<input type="checkbox"/>	<input type="checkbox"/>	<input type="checkbox"/>			<input type="checkbox"/>	
		3 Seats, 2 In-Line Tables	TT5AAU/S3/IT2	<input type="checkbox"/>	<input type="checkbox"/>	<input type="checkbox"/>	<input type="checkbox"/>	<input type="checkbox"/>	<input type="checkbox"/>	
		4 Seats, 1 In-line Table	TT5AAU/S4/IT1	<input type="checkbox"/>	<input type="checkbox"/>	<input type="checkbox"/>	<input type="checkbox"/>	<input type="checkbox"/>	<input type="checkbox"/>	
		5 Seats, 0 In-line Table	TT5AAU/S5/IT0	<input type="checkbox"/>	<input type="checkbox"/>	<input type="checkbox"/>			<input type="checkbox"/>	
TT1U										
TT2U										
TT3U										
TT4U										
TT5U										
			A	B	C	D	E	F	G	

HOW TO ORDER

Indicate the following information on order form:

- Quantity of each item.
- Model number, including options. See "How To Build a Model Number".
- Any special service required.

Note: • The ☐ indicates that a choice is required.

- The absence of the ☐ indicates that no choice is required.
- Alpha-numeric characters in place of ☐ indicate that no other alternatives are available.

HOW TO BUILD A MODEL NUMBER

A Select basic model.

B Select corner table connection.

- NC** - No corner table
L - Unit connects to one corner table
LL - Unit connects to two corner tables

C Select frame color.

Refer to color addendum at ki.com or KI Fabrics & Finishes binder.

D Select seat/back color.

Refer to color addendum at ki.com or KI Fabrics & Finishes binder.

E Select surface finish for table.

Refer to color addendum at ki.com or KI Fabrics & Finishes binder.
 Surface finish offerings are based on edge style selections.

F Select table edge color.

Refer to color addendum at ki.com or KI Fabrics & Finishes binder.
 Edge color offerings are based on edge style selections.

G Select upholstery grade/color.

Refer to color addendum at ki.com or KI Fabrics & Finishes binder.

OPTIONS

California TB133 Fire Safety Code

The above seating products can be manufactured using the appropriate flame-retardant materials for compliance to California Technical Bulletin 133. Add "FR" to end of model number.

Model = Upholstered
 Added Lead Time = 1 week
 Added List Price:

- 1 Seat = \$87
 2 Seats = \$172
 3 Seats = \$256
 4 Seats = \$342
 5 Seats = \$427



Piretti Torsion® Tandem

Multiple Seating

Approx. Packaged Weight	Delivered Pricing Fabric Grade 1 & C.O.M.	Delivered Pricing Fabric Grade 2	Delivered Pricing Fabric Grade 3	Delivered Pricing Vinyl Group 2V	Delivered Pricing Pallas Fabric Group P0	Delivered Pricing Pallas Fabric Group P1	Delivered Pricing Pallas Fabric Group P2	Delivered Pricing Pallas Fabric Group P3	Delivered Pricing Pallas Fabric Group P4
35.0#	\$ 923	\$ 1058	\$ 1085	\$ 1085	\$ 973	\$ 985	\$ 1053	\$ 1130	\$ 1195
49.0#	1372	1507	1535	1535	1424	1436	1502	1581	1646
52.0#	1588	1857	1911	1911	1692	1714	1848	2000	2132
60.0#	2037	2305	2358	2358	2140	2162	2296	2446	2581
69.0#	2251	2655	2734	2734	2406	2440	2639	2868	3070
75.0#	2700	3103	3184	3184	2855	2889	3089	3319	3520
86.0#	2912	3452	3560	3560	3120	3165	3432	3737	4004
94.0#	3148	3550	3631	3631	3303	3336	3538	3767	3968
105.0#	3364	3901	4006	4006	3568	3613	3883	4184	4456
110.0#	3577	4250	4384	4384	3838	3893	4228	4606	4942
35.0#	\$ 923	\$ 1012	\$ 1032	\$ 1032	\$ 956	\$ 966	\$ 1010	\$ 1061	\$ 1105
49.0#	1500	1681	1717	1717	1573	1584	1673	1776	1866
60.0#	1718	1895	1932	1932	1777	1799	1888	1989	2080
74.0#	2296	2655	2726	2726	2441	2463	2642	2845	3026
85.0#	2509	2644	2672	2672	2538	2572	2641	2716	2784
99.0#	3089	3627	3734	3734	3305	3339	3608	3912	4180
110.0#	3303	3483	3520	3520	3342	3388	3477	3577	3668
118.0#	3668	4205	4312	4312	3882	3916	4184	4490	4758
129.0#	3883	4599	4742	4742	4174	4218	4576	4980	5341
140.0#	4096	4319	4365	4365	4147	4203	4313	4442	4553

INFORMATION

Note:

Torsion® in 2V Vinyl with FR requires a customer waiver since addition of the FR fire barrier to the upholstery detracts from the aesthetics of the chair.

SPECIAL SERVICES

Special Carton Marking

With specially marked information N/C


Shipping

Shipped **k.d. freight prepaid f.o.b. Green Bay, Wisconsin 54302** factory. Freight class #70.

Specifications and prices are subject to change without prior notice.

Piretti Torsion® Tandem

Multiple Seating

			MODEL NUMBER				Approx. Packaged Weight
			Basic Model	Frame Color	Surface Finish	Edge Color	
 TTCT	MODEL	Features					
	Corner Table	Connects 2 Units	TTCT/LC	<input type="checkbox"/> <input type="checkbox"/>	<input type="checkbox"/> <input type="checkbox"/> <input type="checkbox"/> <input type="checkbox"/>	<input type="checkbox"/> <input type="checkbox"/> <input type="checkbox"/> <input type="checkbox"/>	36.0#
	<ul style="list-style-type: none">• Number of tables per arrangement• Plastic laminate with vinyl bullnose edge• For mounting modular units at a 90° angle• Two required for U-shaped configuration• One required for L-shaped configuration	Connects 1 Unit	TTCT/LO	<input type="checkbox"/> <input type="checkbox"/>	<input type="checkbox"/> <input type="checkbox"/> <input type="checkbox"/> <input type="checkbox"/>	<input type="checkbox"/> <input type="checkbox"/> <input type="checkbox"/> <input type="checkbox"/>	40.0#
HRDPT	Back Ganging Bar		DOP.GANG	<input type="checkbox"/> <input type="checkbox"/>			8.0#
	<ul style="list-style-type: none">• Connects 2 units back-to-back• Powder-coated to match base• Sold in pairs						
			A	B	C	D	

HOW TO ORDER

Indicate the following information on order form:

1. Quantity of each item.
2. Model number, including options. See “How To Build a Model Number”.
3. Any special service required.

Note:

- The ☐ indicates that a choice is required.
- The absence of the ☐ indicates that no choice is required.
- Alpha-numeric characters in place of ☐ indicate that no other alternatives are available.

HOW TO BUILD A MODEL NUMBER

- A** Select basic model.
- B** Select frame color.
Refer to color addendum at [ki.com](#) or KI Fabrics & Finishes binder.
- C** Select surface finish for table.
Refer to color addendum at [ki.com](#) or KI Fabrics & Finishes binder.
Surface finish offerings are based on edge style selections.
- D** Select table edge color.
Refer to color addendum at [ki.com](#) or KI Fabrics & Finishes binder.
Edge color offerings are based on edge style selections.



Delivered Pricing	
\$	622
	622
\$	198

SPECIAL SERVICES

Special Carton Marking

With specially marked information N/C

Shipping

Shipped **k.d. freight prepaid f.o.b. Green Bay, Wisconsin 54302** factory. Freight class #70.

Specifications and prices are subject to change without prior notice.

Soltice®

General Information



Soltice®
(Transitional)



Soltice® Guest Chair

General Dimensions		
Seat width	20"	20"
Seat depth	18-1/4"	18-1/2"
Seat height	19-1/2"	19-1/2"
Arm width	1-1/4"	
Arm height	28-1/4"	
Overall Dimensions		
Width	22-3/4"	23"
Depth	24"	24"
Height	34"	33-1/2"

SPECIFICATIONS

Complimentary Furniture
The following guest chairs offer complimentary furniture that creates continuity and a cohesive look throughout a facility. These complimentary pieces can be found in other sections of the KI price list.

Flex™
FLEX - Flex Healthcare Seating, Flex Occasional Tables

LARESTA FREESTANDING - LaResta® Day Bed

Perth®
Perth® - Perth® Healthcare Seating

LARESTA FREESTANDING - LaResta® Day Bed

Soltice®
Soltice® - Soltice® Healthcare Seating, Soltice® Guest Seating, Soltice® Lounge

Seating

LARESTA FREESTANDING - LaResta® Day Bed

Three®
THREE - Three Healthcare Seating, Three Lounge Seating

UPHOLSTERY INFORMATION

C.O.M. Fabric
For C.O.M. fabric sent to KI-High Point on multiple rolls, add an additional yard of fabric per roll to the yardage requirements. Multiple rolls have shorter pieces of fabric on them and do not allow nesting and stacking of the fabric to achieve the best yield as is done with one large roll. This results in yardage shortages and requests for additional fabric from the client, which can hold up the order. For each roll that is sent, one yard needs to be added and needs to be added to one of the rolls, not separately.

Fabric Disclaimer
Fabric will be applied as swatched by the fabric manufacturer. Fabric that is required to be applied differently than is swatched will need a Special Cost Request written specifying the direction the fabric is to be applied. The posted standard lead time will apply to the Special Cost Request.

FINISH INFORMATION

SPECIAL FINISH MATCHES
KI can match special finish requests at an upcharge of \$72 List per item, up to 12 or a maximum charge of \$865 List per order per color. Special finish requests must be sent to your KI customer service representative.

Upon receipt from KI, the finishing department will prepare a "strike-off" which will be sent to the customer for approval.

The approval form accompanying the strike-off should be faxed to your KI customer service representative. Upon receipt of the

signed approval form, KI will proceed with the order. Disapproved samples may be sent back to KI directly with an explanation of disapproval. A Special Finish Number (SFN) will be assigned to this finish sample for future reference or reorders




INFORMATION

Warranty

Refer to KI Terms & Conditions document or
visit ki.com

Soltice®
Multiple Seating

				MODEL NUMBER							
				Basic Model	Non-Contrast or Fabric Contrast 1	Fabric Contrast 2	Wood Finish	TB133	Moisture Barrier		
MODEL	Features	COM									
 SGC	Guest Chair (Armless) <ul style="list-style-type: none">1 = Back and side panels (Fabric Contrast 1) C.O.M. = 2 yd2 = Seat (Fabric Contrast 2) C.O.M. = 1 yd	Non-contrast	2.25 yd	SAC/NC	□□□□		□□□	□□□	□□□		
		Contrast		SAC/FC	□□□□	□□□□	□□□	□□□	□□□		
				A	B	C	D	E	F		

HOW TO ORDER

Indicate the following information on order form:

- Quantity of each item.
- Model number, including options. See “How To Build a Model Number”.
- Any special service required.

Note:

- The □ indicates that a choice is required.
- The absence of the □ indicates that no choice is required.
- Alpha-numeric characters in place of □ indicate that no other alternatives are available.

HOW TO BUILD A MODEL NUMBER

- A** Select basic model.
- B** Select non-contrast or fabric contrast 1.
Refer to color addendum at ki.com or KI Fabrics & Finishes binder.
- C** Select fabric contrast 2.
Refer to color addendum at ki.com or KI Fabrics & Finishes binder.
- D** Select wood finish color.
Refer to color addendum at ki.com or KI Fabrics & Finishes binder.
For Kensington Maple add upcharge.
- E** Select fire code.
NFR - Compliance to TB 117-2013
FR - Compliance to TB 133
See pricing column for TB133 upcharge.
- F** Select moisture barrier.
NMB - No moisture barrier
MB - Moisture barrier

See pricing column for moisture barrier upcharge.

KENSINGTON MAPLE UPCHARGE

Kensington Maple requires extended leadtimes.
Model
SAC/NC \$39
SAC/FC \$39



Approx. Packaged Weight	Grade C.O.M.	Grade C	Grade D	Grade E & C.O.L.	Grade F	Grade G	Grade H	Grade I	Grade J	Grade K	Grade L Leather	Grade M Leather	TB133 add to list price	Moisture Barrier add to list price
38.0#	\$ 1415	\$ 1433	\$ 1462	\$ 1495	\$ 1519	\$ 1564	\$ 1612	\$ 1670	\$ 1786	\$ 1899	\$ 2016	\$ 2247	\$ 265	\$ 113
38.0#	1475	1492	1521	1557	1580	1624	1673	1730	1847	1961	2074	2307	265	113

UPHOLSTERY INFORMATION

C.O.M. Requirements

C.O.M. yardage requirements listed above are based on plain goods 54" wide. If less than 54" wide or fabrics requiring matching (stripes, plaids, prints, large patterns), additional yardage will be needed. Consult C.O.M. matrix for additional yardage needed. For C.O.M. fabric sent to KI-High Point on multiple rolls, add an additional yard of fabric per roll to the yardage requirements.

C.O.L. Requirements

Figure 18 sq. ft. of leather (C.O.L.) for each yard shown (i.e., 4.75 x 18 = 85.5 sq. ft.).

Contrasting Upholstery

When contrasting fabric is chosen, price at highest in-grade.

Minimum Fabric/Leather Quantity

Minimum order for fabric is 1 yard. Minimum order for leather is 1 hide (approximately 50 sq. ft.).

California TB133 Fire Safety Code

The above seating products can be manufactured using the appropriate flame-retardant materials and fabric selections for compliance to California Technical Bulletin 133. See pricing column for upcharge. Please contact KI customer service for fabric compliance. Not available with moisture barrier.

Construction

Frames are constructed of kiln-dried lumber and laminated hardwood plywood. Express wood components finished with catalyzed varnish (specify finish when ordering). Tight seats and backs sprung with stretch strap webbing stapled into position. Multiple densities of polyurethane foam covered with a layer of .75 super soft foam. Seats, backs and arms are field-replaceable.

SPECIAL SERVICES

Special Carton Marking

With specially marked information N/C



Shipping

Shipped **assembled freight prepaid f.o.b. High Point, North Carolina 27263** factory. Freight class #175.

Specifications and prices are subject to change without prior notice.

Soltice®

Multiple Seating

	Features	COM	MODEL NUMBER								Approx. Packaged Weight
			Basic Model	Table Connect	Non-Contrast or Fabric Contrast 1	Fabric Contrast 2	Wood Finish	Arm Cap	TB133	Moisture Barrier	
 <p>SOMS One Seat (Open Arm)</p> <ul style="list-style-type: none"> 1 = Back (Fabric Contrast 1) C.O.M. = 1.25 yd 2 = Seat (Fabric Contrast 2) C.O.M. = 1 yd 	Non-contrast	1.5 yd	SOC/NC	<input type="checkbox"/> <input type="checkbox"/> <input type="checkbox"/> <input type="checkbox"/>	<input type="checkbox"/> <input type="checkbox"/> <input type="checkbox"/> <input type="checkbox"/>		<input type="checkbox"/> <input type="checkbox"/> <input type="checkbox"/>	<input type="checkbox"/> <input type="checkbox"/> <input type="checkbox"/>	<input type="checkbox"/> <input type="checkbox"/> <input type="checkbox"/>	<input type="checkbox"/> <input type="checkbox"/> <input type="checkbox"/>	38.0#
	Contrast		SOC/FC	<input type="checkbox"/> <input type="checkbox"/> <input type="checkbox"/> <input type="checkbox"/>	<input type="checkbox"/> <input type="checkbox"/> <input type="checkbox"/> <input type="checkbox"/>	<input type="checkbox"/> <input type="checkbox"/> <input type="checkbox"/> <input type="checkbox"/>	<input type="checkbox"/> <input type="checkbox"/> <input type="checkbox"/>	<input type="checkbox"/> <input type="checkbox"/> <input type="checkbox"/>	<input type="checkbox"/> <input type="checkbox"/> <input type="checkbox"/>	<input type="checkbox"/> <input type="checkbox"/> <input type="checkbox"/>	38.0#
 <p>SOMS One Seat (Closed Arm)</p> <ul style="list-style-type: none"> 1 = Back and arms (Fabric Contrast 1) C.O.M. = 1.5 yd 2 = Seat (Fabric Contrast 2) C.O.M. = 1 yd 	Non-contrast	2.5 yd	SPC/NC	<input type="checkbox"/> <input type="checkbox"/> <input type="checkbox"/> <input type="checkbox"/>	<input type="checkbox"/> <input type="checkbox"/> <input type="checkbox"/> <input type="checkbox"/>		<input type="checkbox"/> <input type="checkbox"/> <input type="checkbox"/>	<input type="checkbox"/> <input type="checkbox"/> <input type="checkbox"/>	<input type="checkbox"/> <input type="checkbox"/> <input type="checkbox"/>	<input type="checkbox"/> <input type="checkbox"/> <input type="checkbox"/>	38.0#
	Contrast		SPC/FC	<input type="checkbox"/> <input type="checkbox"/> <input type="checkbox"/> <input type="checkbox"/>	<input type="checkbox"/> <input type="checkbox"/> <input type="checkbox"/> <input type="checkbox"/>	<input type="checkbox"/> <input type="checkbox"/> <input type="checkbox"/> <input type="checkbox"/>	<input type="checkbox"/> <input type="checkbox"/> <input type="checkbox"/>	<input type="checkbox"/> <input type="checkbox"/> <input type="checkbox"/>	<input type="checkbox"/> <input type="checkbox"/> <input type="checkbox"/>	<input type="checkbox"/> <input type="checkbox"/> <input type="checkbox"/>	38.0#
			A	B	C	D	E	F	G	H	

HOW TO ORDER

Indicate the following information on order form:

- Quantity of each item.
- Model number, including options. See "How To Build a Model Number".
- Any special service required.

Note: • The ☐ indicates that a choice is required.

- The absence of the ☐ indicates that no choice is required.
- Alpha-numeric characters in place of ☐ indicate that no other alternatives are available.

HOW TO BUILD A MODEL NUMBER

A Select basic model.

B Select table connection.

- NT** - No connecting table
- LT** - Left facing table connectors
- RT** - Right facing table connectors
- LT/RT** - Left and Right table connectors

Left connector = right side when seated.
Right connector = left side when seated.

C Select non-contrast or fabric contrast 1. Refer to color addendum at ki.com or KI Fabrics & Finishes binder.

D Select fabric contrast 2. Refer to color addendum at ki.com or KI Fabrics & Finishes binder.

E Select wood finish color. Refer to color addendum at ki.com or KI Fabrics & Finishes binder. For Kensington Maple add upcharge.

F Select armcaps.

WAC - Wood armcaps (pair)

PAC - Black poly; add \$151

Upcharge for two armcaps.

G Select fire code.

NFR - Compliance to TB 117-

2013

FR - Compliance to TB 133

See pricing column for TB133 upcharge.

H Select moisture barrier.

NMB - No moisture barrier

MB - Moisture barrier

See pricing column for moisture barrier upcharge.

KENSINGTON MAPLE UPCHARGE

Kensington Maple requires extended leadtimes.



Model

SOC/NC	\$53
SOC/FC	\$53
SOCC/NC	\$98
SOCC/FC	\$98
SOCCC/NC	\$130
SOCCC/FC	\$130
SPC/NC	\$53
SPC/FC	\$53
SPCC/NC	\$91
SPCC/FC	\$91
SPCCC/NC	\$72
SPCCC/FC	\$72

Specifications and prices are subject to change without prior notice.

Soltice®

Multiple Seating

	Features	COM	MODEL NUMBER								Approx. Packaged Weight
			Basic Model	Table Connect	Non-Contrast or Fabric Contrast 1	Fabric Contrast 2	Wood Finish	Arm Cap	TB133	Moisture Barrier	
 <p>SOMS Two Seat Unit (Open Arm)</p> <ul style="list-style-type: none"> 1 = Back (Fabric Contrast 1) C.O.M. = 1.75 yd 2 = Seat (Fabric Contrast 2) C.O.M. = 1.5 yd 	Non-contrast	3 yd	SOC/NC	□□□□	□□□□		□□□	□□□	□□□	□□□	66.0#
	Contrast		SOC/FC	□□□□	□□□□	□□□□	□□□	□□□	□□□	□□□	66.0#
 <p>SOMS Two Seat Unit (Closed Arm)</p> <ul style="list-style-type: none"> 1 = Back and arms (Fabric Contrast 1) C.O.M. = 3 yd 2 = Seat (Fabric Contrast 2) C.O.M. = 1.5 yd 	Non-contrast	4.5 yd	SPCC/NC	□□□□	□□□□		□□□	□□□	□□□	□□□	67.0#
	Contrast		SPCC/FC	□□□□	□□□□	□□□□	□□□	□□□	□□□	□□□	67.0#
			A	B	C	D	E	F	G	H	

HOW TO ORDER

Indicate the following information on order form:

- Quantity of each item.
- Model number, including options. See "How To Build a Model Number".
- Any special service required.

Note: • The □ indicates that a choice is required.

- The absence of the □ indicates that no choice is required.
- Alpha-numeric characters in place of □ indicate that no other alternatives are available.

HOW TO BUILD A MODEL NUMBER

A Select basic model.

B Select table connection.

- NT** - No connecting table
LT - Left facing table connectors
RT - Right facing table connectors
LTRT - Left and Right table connectors
 Left connector = right side when seated.
 Right connector = left side when seated.

C Select non-contrast or fabric contrast 1. Refer to color addendum at ki.com or KI Fabrics & Finishes binder.

D Select fabric contrast 2. Refer to color addendum at ki.com or KI Fabrics & Finishes binder.

E Select wood finish color. Refer to color addendum at ki.com or KI Fabrics & Finishes binder. For Kensington Maple add upcharge.

F Select armcaps.

- WAC** - Wood armcaps (pair)
PAC - Black poly; add \$228
 Upcharge for three armcaps.

G Select fire code.

- NFR** - Compliance to TB 117-2013
FR - Compliance to TB 133
 See pricing column for TB133 upcharge.

H Select moisture barrier.

- NMB** - No moisture barrier
MB - Moisture barrier
 See pricing column for moisture barrier upcharge.

KENSINGTON MAPLE UPCHARGE



Kensington Maple requires extended leadtimes.

Model	
SOC/NC	\$53
SOC/FC	\$53
SOC/NC	\$98
SOC/FC	\$98
SOC/NC	\$130
SOC/FC	\$130
SPC/NC	\$53
SPC/FC	\$53
SPCC/NC	\$91
SPCC/FC	\$91
SPCCC/NC	\$72
SPCCC/FC	\$72

Specifications and prices are subject to change without prior notice.

Soltice®

Multiple Seating

	Features	COM	MODEL NUMBER								Approx. Packaged Weight
			Basic Model	Table Connect	Non-Contrast or Fabric Contrast 1	Fabric Contrast 2	Wood Finish	Arm Cap	TB133	Moisture Barrier	
 <p>SOMS Three Seat Unit (Open Arm)</p> <ul style="list-style-type: none"> 1 = Back (Fabric Contrast 1) C.O.M. = 2.75 yd 2 = Seat (Fabric Contrast 2) C.O.M. = 2 yd 	Non-contrast	4.5 yd	SOCCC/NC	<input type="checkbox"/> <input type="checkbox"/> <input type="checkbox"/> <input type="checkbox"/>	<input type="checkbox"/> <input type="checkbox"/> <input type="checkbox"/> <input type="checkbox"/>		<input type="checkbox"/> <input type="checkbox"/> <input type="checkbox"/> <input type="checkbox"/>	<input type="checkbox"/> <input type="checkbox"/> <input type="checkbox"/> <input type="checkbox"/>	<input type="checkbox"/> <input type="checkbox"/> <input type="checkbox"/> <input type="checkbox"/>	<input type="checkbox"/> <input type="checkbox"/> <input type="checkbox"/> <input type="checkbox"/>	95.0#
	Contrast		SOCCC/FC	<input type="checkbox"/> <input type="checkbox"/> <input type="checkbox"/> <input type="checkbox"/>	<input type="checkbox"/> <input type="checkbox"/> <input type="checkbox"/> <input type="checkbox"/>	<input type="checkbox"/> <input type="checkbox"/> <input type="checkbox"/> <input type="checkbox"/>	<input type="checkbox"/> <input type="checkbox"/> <input type="checkbox"/> <input type="checkbox"/>	<input type="checkbox"/> <input type="checkbox"/> <input type="checkbox"/> <input type="checkbox"/>	<input type="checkbox"/> <input type="checkbox"/> <input type="checkbox"/> <input type="checkbox"/>	<input type="checkbox"/> <input type="checkbox"/> <input type="checkbox"/> <input type="checkbox"/>	95.0#
 <p>SOMS Three Seat Unit (Closed Arm)</p> <ul style="list-style-type: none"> 1 = Back and arms (Fabric Contrast 1) C.O.M. = 4.5 yd 2 = Seat (Fabric Contrast 2) C.O.M. = 2 yd 	Non-contrast	5.5 yd	SPCCC/NC	<input type="checkbox"/> <input type="checkbox"/> <input type="checkbox"/> <input type="checkbox"/>	<input type="checkbox"/> <input type="checkbox"/> <input type="checkbox"/> <input type="checkbox"/>		<input type="checkbox"/> <input type="checkbox"/> <input type="checkbox"/> <input type="checkbox"/>	<input type="checkbox"/> <input type="checkbox"/> <input type="checkbox"/> <input type="checkbox"/>	<input type="checkbox"/> <input type="checkbox"/> <input type="checkbox"/> <input type="checkbox"/>	<input type="checkbox"/> <input type="checkbox"/> <input type="checkbox"/> <input type="checkbox"/>	96.0#
	Contrast		SPCCC/FC	<input type="checkbox"/> <input type="checkbox"/> <input type="checkbox"/> <input type="checkbox"/>	<input type="checkbox"/> <input type="checkbox"/> <input type="checkbox"/> <input type="checkbox"/>	<input type="checkbox"/> <input type="checkbox"/> <input type="checkbox"/> <input type="checkbox"/>	<input type="checkbox"/> <input type="checkbox"/> <input type="checkbox"/> <input type="checkbox"/>	<input type="checkbox"/> <input type="checkbox"/> <input type="checkbox"/> <input type="checkbox"/>	<input type="checkbox"/> <input type="checkbox"/> <input type="checkbox"/> <input type="checkbox"/>	<input type="checkbox"/> <input type="checkbox"/> <input type="checkbox"/> <input type="checkbox"/>	96.0#
			A	B	C	D	E	F	G	H	

HOW TO ORDER

Indicate the following information on order form:

- Quantity of each item.
- Model number, including options. See "How To Build a Model Number".
- Any special service required.

Note: • The ☐ indicates that a choice is required.

- The absence of the ☐ indicates that no choice is required.
- Alpha-numeric characters in place of ☐ indicate that no other alternatives are available.

HOW TO BUILD A MODEL NUMBER

A Select basic model.

B Select table connection.

- NT** - No connecting table
- LT** - Left facing table connectors
- RT** - Right facing table connectors
- LTRT** - Left and Right table connectors

Left connector = right side when seated.
Right connector = left side when seated.

C Select non-contrast or fabric contrast 1.
Refer to color addendum at ki.com or KI Fabrics & Finishes binder.

D Select fabric contrast 2.
Refer to color addendum at ki.com or KI Fabrics & Finishes binder.

E Select wood finish color.
Refer to color addendum at ki.com or KI Fabrics & Finishes binder.
For Kensington Maple add upcharge.

F Select armcaps.

- WAC** - Wood armcaps (pair)
- PAC** - Black poly; add \$303

Upcharge for four armcaps.

G Select fire code.

- NFR** - Compliance to TB 117-2013
- FR** - Compliance to TB 133

See pricing column for TB133 upcharge.

H Select moisture barrier.

- NMB** - No moisture barrier
- MB** - Moisture barrier

See pricing column for moisture barrier upcharge.

KENSINGTON MAPLE UPCHARGE

Kensington Maple requires extended leadtimes.

Model

SOC/NC	\$53
SOC/FC	\$53
SOCC/NC	\$98
SOCC/FC	\$98
SOCCC/NC	\$130
SOCCC/FC	\$130
SPC/NC	\$53
SPC/FC	\$53
SPCC/NC	\$91
SPCC/FC	\$91
SPCCC/NC	\$72
SPCCC/FC	\$72

Specifications and prices are subject to change without prior notice.

Soltice®
Multiple Seating

			MODEL NUMBER						Approx. Packaged Weight
			Basic Model	Non-Contrast or Fabric Contrast 1	Wood Finish	Arm Cap	Fire Code	Moisture Barrier	
SORP	Chair Replacement Back	1.25 yd	SMS-BK	□□□			□□□	□□□	0.0#
SORP	Chair Replacement Seat	1 yd	SMS-ST	□□□			□□□	□□□	0.0#
SORP	Chair Replacement Arm (Open Arm)		SMS-OA/LF		□□□	□□□			0.0#
			SMS-OA/RF		□□□	□□□			0.0#
SORP	Chair Replacement Arm (Closed Arm)	1 yd	SMS-CA/LF	□□□	□□□	□□□	□□□	□□□	0.0#
		1 yd	SMS-CA/RF	□□□	□□□	□□□	□□□	□□□	0.0#
SORP	Chair Replacement Arm (Armless)	1.75 yd	SMS-AL	□□□	□□□		□□□	□□□	0.0#
SORP	Chair Replacement Armcaps		SMS-AC		□□□	□□□			0.0#
			A	B	C	D	E	F	

HOW TO ORDER

Indicate the following information on order form:

1. Quantity of each item.
2. Model number, including options. See “How To Build a Model Number”.
3. Any special service required.

Note:

- The □ indicates that a choice is required.
- The absence of the □ indicates that no choice is required.
- Alpha-numeric characters in place of □ indicate that no other alternatives are available.

HOW TO BUILD A MODEL NUMBER

- A** Select basic model.
- B** Select non-contrast or fabric contrast 1.
Refer to color addendum at ki.com or KI Fabrics & Finishes binder.
- C** Select wood finish color.
- D** Select armcaps.
WAC - Wood armcaps (pair)
PAC - Black poly; add \$151
Upcharge for two armcaps.
- E** Select fire code.
NFR - Compliance to TB 117-2013
FR - Compliance to TB 133
See pricing column for TB133 upcharge.
- F** Select moisture barrier.
NMB - No moisture barrier
MB - Moisture barrier
See pricing column for moisture barrier upcharge.

KENSINGTON MAPLE UPCHARGE

Kensington Maple requires extended leadtimes.

Model

SMS-OA	\$98
SMS-AC	\$130



Delivered Pricing	Grade C.O.M.	Grade C	Grade D	Grade E & C.O.L.	Grade F	Grade G	Grade H	Grade I	Grade J	Grade K	Grade L Leather	Grade M Leather	TB133 add to list price	Moisture Barrier add to list price
N/A	\$ 558	\$ 570	\$ 584	\$ 606	\$ 618	\$ 642	\$ 670	\$ 700	\$ 763	\$ 827	\$ 893	\$ 1021	\$ 130	\$ 124
N/A	\$ 596	\$ 604	\$ 616	\$ 631	\$ 641	\$ 662	\$ 683	\$ 707	\$ 759	\$ 812	\$ 862	\$ 968	\$ 121	\$ 117
\$ 347													N/A	N/A
347													N/A	N/A
N/A	\$ 523	\$ 531	\$ 547	\$ 559	\$ 571	\$ 591	\$ 612	\$ 638	\$ 689	\$ 741	\$ 793	\$ 894	\$ 84	\$ 78
N/A	523	531	547	559	571	591	612	638	689	741	793	894	84	78
N/A	\$ 512	\$ 524	\$ 549	\$ 574	\$ 593	\$ 628	\$ 664	\$ 709	\$ 799	\$ 889	\$ 979	\$ 1160	\$ 84	\$ 84
\$ 277													N/A	N/A

UPHOLSTERY INFORMATION

C.O.M. Requirements

C.O.M. yardage requirements listed above are based on plain goods 54" wide. If less than 54" wide or fabrics requiring matching (stripes, plaids, prints, large patterns), additional yardage will be needed. Consult C.O.M. matrix for additional yardage needed. For C.O.M. fabric sent to KI-High Point on multiple rolls, add an additional yard of fabric per roll to the yardage requirements.

C.O.L. Requirements

Figure 18 sq. ft. of leather (C.O.L.) for each yard shown (i.e., 4.75 x 18 = 85.5 sq. ft).

Contrasting Upholstery

When contrasting fabric is chosen, price at highest in-grade.

Minimum Fabric/Leather Quantity

Minimum order for fabric is 1 yard. Minimum order for leather is 1 hide (approximately 50 sq. ft).

California TB133 Fire Safety Code

The above seating products can be manufactured using the appropriate flame-retardant materials and fabric selections for compliance to California Technical Bulletin 133. See pricing column for upcharge. Please contact KI customer service for fabric compliance. Not available with moisture barrier.

Construction

Frames are constructed of kiln-dried lumber and laminated hardwood plywood. Express wood components finished with catalyzed varnish (specify finish when ordering). Tight seats and backs sprung with stretch strap webbing stapled into position. Multiple densities of polyurethane foam covered with a layer of .75 super soft foam. Seats, backs and arms are field-replaceable.

SPECIAL SERVICES

Special Carton Marking

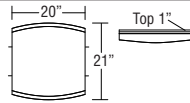
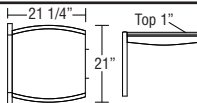
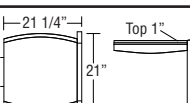
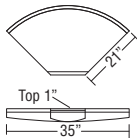
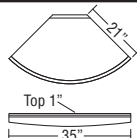
With specially marked information N/C

Shipping

Shipped **assembled freight prepaid f.o.b. High Point, North Carolina 27263** factory. Freight class #175.

Specifications and prices are subject to change without prior notice.

Soltice®
Connecting Tables

		MODEL	Features	MODEL NUMBER			Approx. Packaged Weight
				Basic Model	Wood Finish	Laminate Color	
	Center Connection Table • 18" height	Laminate Top	ST.L	<input type="checkbox"/> <input type="checkbox"/> <input type="checkbox"/>	<input type="checkbox"/> <input type="checkbox"/> <input type="checkbox"/>	31.0#	
		Wood Veneer Top	ST.V	<input type="checkbox"/> <input type="checkbox"/> <input type="checkbox"/>		31.0#	
SLCT							
	End Table-Left • 18" height	Laminate Top	ST.L.L	<input type="checkbox"/> <input type="checkbox"/> <input type="checkbox"/>	<input type="checkbox"/> <input type="checkbox"/> <input type="checkbox"/>	40.0#	
		Wood Veneer Top	ST.L.V	<input type="checkbox"/> <input type="checkbox"/> <input type="checkbox"/>		40.0#	
SLCT							
	End Table-Right • 18" height	Laminate Top	ST.R.L	<input type="checkbox"/> <input type="checkbox"/> <input type="checkbox"/>	<input type="checkbox"/> <input type="checkbox"/> <input type="checkbox"/>	40.0#	
		Wood Veneer Top	ST.R.V	<input type="checkbox"/> <input type="checkbox"/> <input type="checkbox"/>		40.0#	
SLCT							
	90 Degree Connector Table-Inside • 18" height	Laminate Top	ST90.I.L	<input type="checkbox"/> <input type="checkbox"/> <input type="checkbox"/>	<input type="checkbox"/> <input type="checkbox"/> <input type="checkbox"/>	26.0#	
		Wood Veneer Top	ST90.I.V	<input type="checkbox"/> <input type="checkbox"/> <input type="checkbox"/>		26.0#	
SLCT							
	90 Degree Connector Table-Outside • 18" height	Laminate Top	ST90.O.L	<input type="checkbox"/> <input type="checkbox"/> <input type="checkbox"/>	<input type="checkbox"/> <input type="checkbox"/> <input type="checkbox"/>	26.0#	
		Wood Veneer Top	ST90.O.V	<input type="checkbox"/> <input type="checkbox"/> <input type="checkbox"/>		26.0#	
SLCT							
			A	B	C		

HOW TO ORDER

Indicate the following information on order form:

1. Quantity of each item.
2. Model number, including options. See “How To Build a Model Number”.
3. Any special service required.

Note:

- The ☐ indicates that a choice is required.
- The absence of the ☐ indicates that no choice is required.
- Alpha-numeric characters in place of ☐ indicate that no other alternatives are available.

HOW TO BUILD A MODEL NUMBER

- A** Select basic model.
- B** Select wood finish color.
Refer to color addendum at ki.com or KI Fabrics & Finishes binder.
For Kensington Maple add upcharge.
- C** Select laminate color.
Refer to color addendum at ki.com or KI Fabrics & Finishes binder.

KENSINGTON MAPLE UPCHARGE

Kensington Maple Upcharge

Kensington Maple requires extended leadtimes.	
Model	
ST.L	\$44
ST.V	\$44
ST.L.L	\$62
ST.L.V	\$62
ST.R.L	\$62
ST.R.V	\$62
ST90.I.L	\$74
ST90.I.V	\$74
ST90.O.L	\$74
ST90.O.V	\$74

Construction
Constructed of kiln-dried hardwood and veneers.



Delivered Pricing	
\$	674
	706
\$	816
	845
\$	816
	845
\$	928
	974
\$	928
	974

SPECIAL SERVICES

Special Carton Marking

With specially marked information N/C

Shipping

Shipped **assembled freight prepaid f.o.b. High Point, North Carolina 27263** factory. Freight class #175.

Specifications and prices are subject to change without prior notice.

Strive® Tandem

General Information



Tandem Seating
(ST4AAU/S3/IT1)



2-Place Unit
(ST2NAP/S2/IT0)



3-Place Unit



4-Place Unit
(ST2NAP/S4/IT0)

Features				
Arm	•			
Corner tables	•			
In-line tables	•			
Poly, upholstered seat, or upholstered seat/back	•	•	•	•
General Dimensions				
Seat width		18"	18"	18"
Seat depth		18"	18"	18"
Seat height		17"	17"	17"
Unit width (with arms)		44-1/2"	66-1/2"	92-1/2"
Unit width (no arms)		44-1/2"	66-1/2"	85-1/2"
Unit height		33"	33"	33"
Corner table top	30" x 30"			
In-line table	20" x 20"			
Table height (all table models)	17"			
Width between arms (inside arm)	18"			
Arm height from floor	25-3/4"			

SPECIFICATIONS

Backrest

Injection molded polypropylene with integral steel cantilever springs. The combination of the slotted polypropylene back and the spring steel provides a supportive flexing back. Springs are nominal 4.5mm diameter chrome silicon valve spring wire.

Seat

Injection-molded polypropylene seat attached directly to the structure.

Optional Upholstered Seat or Seat & Back

Molded urethane foam is attached to an injection molded polypropylene seat board, then upholstered using a draw-string process. The assembled seat pad is attached to the seat by means of hidden fasteners.

Underseat Structure

Support structure is die-formed 13-gauge steel welded to a 1" OD x 14-gauge tubular

steel cross member.

Frame Finish

Baked-on, electrostatically-applied 45 gloss epoxy powder coating.

Tandem Base

Cast aluminum alloy leg section. 14-gauge 1x2" seamless steel column. Upright and base are painted monochromatic with beam and yoke. Columns are welded to a plate which clamps onto beam.

Tandem Arm

Oval tubular steel arm support with self-skinning urethane armrests measuring 10¼" long x 4" wide. The tubular arm support is welded to a yoke and then fastened to the beam via a coverplate.

In-Line Table

Solid core top is 20" x 20" x 7/8" with a vinyl bullnose edge.

Corner Table

Solid core top is 30" x 30" x 7/8" with a vinyl bullnose edge.

INFORMATION

C.O.M Testing and Production Requirements

Not all materials are suitable for upholstering this product. A 1-1/2 yd. x 54" sample must be submitted and approved prior to acceptance of an order. If the fabric is directional in pattern or weave, the direction must be indicated on the submitted sample, and additional yardage may be requested.

Test samples must be sent to:

KI
Attn: C.O.M. Specialist
1687 Westminster Drive - Gate 3
Green Bay, WI 54302

Fabric Disclaimer

Fabric will be applied as swatched by the

fabric manufacturer. Fabric that is required to be applied differently than is swatched will need a Special Cost Request written specifying the direction the fabric is to be applied. The posted standard lead time will apply to the Special Cost Request.

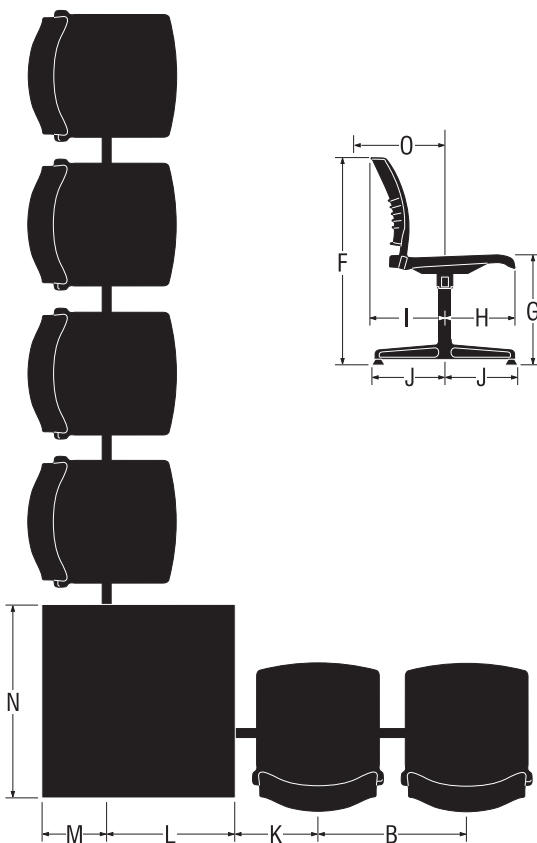
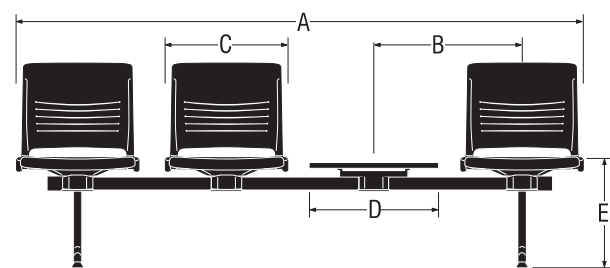
Design

Designed by Giancarlo Piretti and manufactured in the USA by Krueger International, Inc. under license from Pro-Cord S.p.A.



Strive® Tandem

General Information



DIMENSIONS

No Arms With Arms

A1	2-Place Unit	44 $\frac{1}{2}$ "	44 $\frac{1}{2}$ "
A2	3-Place Unit	66 $\frac{1}{2}$ "	66 $\frac{1}{2}$ "
A3	4-Place Unit	85 $\frac{1}{2}$ "	92 $\frac{1}{2}$ "
B	Additional Places	22"	22"
C	Seat Width	18"	
D	Table Width	20"	
E	Table Height	17"	
F	Unit Height	33"	
G	Seat Height	17"	
H	Beam Center to Front of Seat	10 $\frac{1}{4}$ "	
I	Beam Center to Back of Back	11"	
J	Beam Center to Foot End	11 $\frac{3}{4}$ "	
K	Seat Center to Corner Table		
	Mounting Side	13 $\frac{1}{2}$ "	
L	Beam Center to Corner Table		
	Mounting Side	20"	
M	Beam Center to Corner Table Back	10"	
N	Corner Table Width	30"	
O	Beam Center to Back of Flexed Back	14 $\frac{1}{4}$ "	




INFORMATION

Warranty

Refer to KI Terms & Conditions document or visit ki.com

Strive® Tandem

Multiple Seating

			MODEL NUMBER						
MODEL		Features	Basic Model	Corner Table Connection	Frame Color	Seat & Back Color	Surface Finish	Edge Color	
 ST1P ST2P ST3P ST4P ST5P	Polypropylene - No Arms • Optional in-line tables	1 Seat, 0 In-Line Table	ST1NAP/S1/IT0	<input type="checkbox"/>	<input type="checkbox"/>	<input type="checkbox"/>			
		1 Seat, 1 In-Line Table	ST2NAP/S1/IT1	<input type="checkbox"/>	<input type="checkbox"/>	<input type="checkbox"/>	<input type="checkbox"/>	<input type="checkbox"/>	
		2 Seats, 0 In-Line Table	ST2NAP/S2/IT0	<input type="checkbox"/>	<input type="checkbox"/>	<input type="checkbox"/>			
		2 Seats, 1 In-Line Table	ST3NAP/S2/IT1	<input type="checkbox"/>	<input type="checkbox"/>	<input type="checkbox"/>	<input type="checkbox"/>	<input type="checkbox"/>	
		3 Seats, 0 In-Line Table	ST3NAP/S3/IT0	<input type="checkbox"/>	<input type="checkbox"/>	<input type="checkbox"/>			
		3 Seats, 1 In-line Table	ST4NAP/S3/IT1	<input type="checkbox"/>	<input type="checkbox"/>	<input type="checkbox"/>	<input type="checkbox"/>	<input type="checkbox"/>	
		4 Seats, 0 In-line Table	ST4NAP/S4/IT0	<input type="checkbox"/>	<input type="checkbox"/>	<input type="checkbox"/>			
		3 Seats, 2 In-Line Tables	ST5NAP/S3/IT2	<input type="checkbox"/>	<input type="checkbox"/>	<input type="checkbox"/>	<input type="checkbox"/>	<input type="checkbox"/>	
		4 Seats, 1 In-line Table	ST5NAP/S4/IT1	<input type="checkbox"/>	<input type="checkbox"/>	<input type="checkbox"/>	<input type="checkbox"/>	<input type="checkbox"/>	
		5 Seats, 0 In-line Table	ST5NAP/S5/IT0	<input type="checkbox"/>	<input type="checkbox"/>	<input type="checkbox"/>			
 ST1P ST2P ST3P ST4P ST5P	Polypropylene - End Arms Only • Optional in-line tables	1 Seat, 0 In-Line Table	ST1EAP/S1/IT0	<input type="checkbox"/>	<input type="checkbox"/>	<input type="checkbox"/>			
		1 Seat, 1 In-Line Table	ST2EAP/S1/IT1	<input type="checkbox"/>	<input type="checkbox"/>	<input type="checkbox"/>	<input type="checkbox"/>	<input type="checkbox"/>	
		2 Seats, 0 In-Line Table	ST2EAP/S2/IT0	<input type="checkbox"/>	<input type="checkbox"/>	<input type="checkbox"/>			
		2 Seats, 1 In-Line Table	ST3EAP/S2/IT1	<input type="checkbox"/>	<input type="checkbox"/>	<input type="checkbox"/>	<input type="checkbox"/>	<input type="checkbox"/>	
		3 Seats, 0 In-Line Table	ST3EAP/S3/IT0	<input type="checkbox"/>	<input type="checkbox"/>	<input type="checkbox"/>			
		3 Seats, 1 In-line Table	ST4EAP/S3/IT1	<input type="checkbox"/>	<input type="checkbox"/>	<input type="checkbox"/>	<input type="checkbox"/>	<input type="checkbox"/>	
		4 Seats, 0 In-line Table	ST4EAP/S4/IT0	<input type="checkbox"/>	<input type="checkbox"/>	<input type="checkbox"/>			
		3 Seats, 2 In-Line Tables	ST5EAP/S3/IT2	<input type="checkbox"/>	<input type="checkbox"/>	<input type="checkbox"/>	<input type="checkbox"/>	<input type="checkbox"/>	
		4 Seats, 1 In-line Table	ST5EAP/S4/IT1	<input type="checkbox"/>	<input type="checkbox"/>	<input type="checkbox"/>	<input type="checkbox"/>	<input type="checkbox"/>	
		5 Seats, 0 In-line Table	ST5EAP/S5/IT0	<input type="checkbox"/>	<input type="checkbox"/>	<input type="checkbox"/>			
 ST1P ST2P ST3P ST4P ST5P	Polypropylene - Arms • Optional in-line tables	1 Seat, 0 In-Line Table	ST1AAP/S1/IT0	<input type="checkbox"/>	<input type="checkbox"/>	<input type="checkbox"/>			
		1 Seat, 1 In-Line Table	ST2AAP/S1/IT1	<input type="checkbox"/>	<input type="checkbox"/>	<input type="checkbox"/>	<input type="checkbox"/>	<input type="checkbox"/>	
		2 Seats, 0 In-Line Table	ST2AAP/S2/IT0	<input type="checkbox"/>	<input type="checkbox"/>	<input type="checkbox"/>			
		2 Seats, 1 In-Line Table	ST3AAP/S2/IT1	<input type="checkbox"/>	<input type="checkbox"/>	<input type="checkbox"/>	<input type="checkbox"/>	<input type="checkbox"/>	
		3 Seats, 0 In-Line Table	ST3AAP/S3/IT0	<input type="checkbox"/>	<input type="checkbox"/>	<input type="checkbox"/>			
		3 Seats, 1 In-line Table	ST4AAP/S3/IT1	<input type="checkbox"/>	<input type="checkbox"/>	<input type="checkbox"/>	<input type="checkbox"/>	<input type="checkbox"/>	
		4 Seats, 0 In-line Table	ST4AAP/S4/IT0	<input type="checkbox"/>	<input type="checkbox"/>	<input type="checkbox"/>			
		3 Seats, 2 In-Line Tables	ST5AAP/S3/IT2	<input type="checkbox"/>	<input type="checkbox"/>	<input type="checkbox"/>	<input type="checkbox"/>	<input type="checkbox"/>	
		4 Seats, 1 In-line Table	ST5AAP/S4/IT1	<input type="checkbox"/>	<input type="checkbox"/>	<input type="checkbox"/>	<input type="checkbox"/>	<input type="checkbox"/>	
		5 Seats, 0 In-line Table	ST5AAP/S5/IT0	<input type="checkbox"/>	<input type="checkbox"/>	<input type="checkbox"/>			
			A	B	C	D	E	F	

HOW TO ORDER

Indicate the following information on order form:

- Quantity of each item.
- Model number, including options. See "How To Build a Model Number".
- Any special service required.

Note: • The ☐ indicates that a choice is required.
 • The absence of the ☐ indicates that no choice is required.
 • Alpha-numeric characters in place of ☐ indicate that no other alternatives are available.

HOW TO BUILD A MODEL NUMBER

A Select basic model.

B Select corner table connection.

NC - No corner table
L - Unit connects to one corner table
LL - Unit connects to two corner tables

C Select frame color.

Refer to color addendum at ki.com or KI Fabrics & Finishes binder.

D Select seat/back color.

Refer to color addendum at ki.com or KI Fabrics & Finishes binder.

E Select surface finish for table.

Refer to color addendum at ki.com or KI Fabrics & Finishes binder.
 Surface finish offerings are based on edge style selections.

F Select table edge color.

Refer to color addendum at ki.com or KI Fabrics & Finishes binder.
 Edge color offerings are based on edge style selections.

OPTIONS

California TB133 Fire Safety Code

The above seating products can be manufactured using the appropriate flame-retardant materials for compliance to California Technical Bulletin 133. No additional lead time. Add "FR" to end of model number.

Model = Polypropylene

Added List price:

1 Seat \$11
 2 Seats \$23
 3 Seats \$34
 4 Seats \$45
 5 Seats \$57



Approx.
Packaged
Weight

Delivered
Pricing

25.0#	\$ 401
39.0#	850
45.0#	801
59.0#	1250
65.0#	1202
79.0#	1651
89.0#	1605
98.0#	2100
104.0#	2053
110.0#	2005
30.0#	\$ 551
44.0#	924
47.0#	951
55.0#	1399
64.0#	1352
70.0#	1799
81.0#	1752
89.0#	2248
100.0#	2200
105.0#	2156

30.0#	\$ 551
44.0#	998
55.0#	1026
69.0#	1549
80.0#	1501
94.0#	2024
105.0#	1979
113.0#	2546
124.0#	2500
135.0#	2452

ACCESSORIES

Wallsaver Option
 DOP:WS = \$27
 (1 per base)

SPECIAL SERVICES

Special Carton Marking

With specially marked information N/C



Shipping

Shipped **k.d. freight prepaid f.o.b. Green Bay, Wisconsin 54302** factory. Freight class #70.

Specifications and prices are subject to change without prior notice.

Strive® Tandem

Multiple Seating

		MODEL NUMBER							Approx. Packaged Weight
		Basic Model	Corner Table Connection	Frame Color	Seat & Back Color	Surface Finish	Edge Color	Upholstery Color	
 ST1U ST2U ST3U ST4U ST5U Upholstered Seat - No Arms • Optional in-line tables	1 Seat, 0 In-Line Table	ST1NAU/S1/IT0	□□	□□	□□□			□□□□□	30.0#
	1 Seat, 1 In-Line Table	ST2NAU/S1/IT1	□□	□□	□□□	□□□	□□□	□□□□□	41.0#
	2 Seats, 0 In-Line Table	ST2NAU/S2/IT0	□□	□□	□□□			□□□□□	50.0#
	2 Seats, 1 In-Line Table	ST3NAU/S2/IT1	□□	□□	□□□	□□□	□□□	□□□□□	64.0#
	3 Seats, 0 In-Line Table	ST3NAU/S3/IT0	□□	□□	□□□			□□□□□	70.0#
	3 Seats, 1 In-line Table	ST4NAU/S3/IT1	□□	□□	□□□	□□□	□□□	□□□□□	84.0#
	4 Seats, 0 In-line Table	ST4NAU/S4/IT0	□□	□□	□□□			□□□□□	94.0#
	3 Seats, 2 In-Line Tables	ST5NAU/S3/IT2	□□	□□	□□□	□□□	□□□	□□□□□	103.0#
	4 Seats, 1 In-line Table	ST5NAU/S4/IT1	□□	□□	□□□	□□□	□□□	□□□□□	109.0#
	5 Seats, 0 In-line Table	ST5NAU/S5/IT0	□□	□□	□□□			□□□□□	115.0#
 ST1U ST2U ST3U ST4U ST5U Upholstered Seat - End Arms Only • Optional in-line tables	1 Seat, 0 In-Line Table	ST1EAU/S1/IT0	□□	□□	□□□			□□□□□	35.0#
	1 Seat, 1 In-Line Table	ST2EAU/S1/IT1	□□	□□	□□□	□□□	□□□	□□□□□	49.0#
	2 Seats, 0 In-Line Table	ST2EAU/S2/IT0	□□	□□	□□□			□□□□□	52.0#
	2 Seats, 1 In-Line Table	ST3EAU/S2/IT1	□□	□□	□□□	□□□	□□□	□□□□□	60.0#
	3 Seats, 0 In-Line Table	ST3EAU/S3/IT0	□□	□□	□□□			□□□□□	69.0#
	3 Seats, 1 In-line Table	ST4EAU/S3/IT1	□□	□□	□□□	□□□	□□□	□□□□□	75.0#
	4 Seats, 0 In-line Table	ST4EAU/S4/IT0	□□	□□	□□□			□□□□□	86.0#
	3 Seats, 2 In-Line Tables	ST5EAU/S3/IT2	□□	□□	□□□	□□□	□□□	□□□□□	94.0#
	4 Seats, 1 In-line Table	ST5EAU/S4/IT1	□□	□□	□□□	□□□	□□□	□□□□□	105.0#
	5 Seats, 0 In-line Table	ST5EAU/S5/IT0	□□	□□	□□□			□□□□□	110.0#
			A	B	C	D	E	F	G

HOW TO ORDER

Indicate the following information on order form:

- Quantity of each item.
- Model number, including options. See "How To Build a Model Number".
- Any special service required.

Note: • The □ indicates that a choice is required.

- The absence of the □ indicates that no choice is required.
- Alpha-numeric characters in place of □ indicate that no other alternatives are available.

HOW TO BUILD A MODEL NUMBER

A Select basic model.

B Select corner table connection.

NC - No corner table

L - Unit connects to one corner table

LL - Unit connects to two corner tables

C Select frame color.

Refer to color addendum at ki.com or KI Fabrics & Finishes binder.

D Select seat/back color.

Refer to color addendum at ki.com or KI Fabrics & Finishes binder.

E Select surface finish for table.

Refer to color addendum at ki.com or KI Fabrics & Finishes binder. Surface finish offerings are based on edge style selections.

F Select table edge color.

Refer to color addendum at ki.com or KI Fabrics & Finishes binder. Edge color offerings are based on edge style selections.

G Select upholstery grade/color.

Refer to color addendum at ki.com or KI Fabrics & Finishes binder.

UPHOLSTERY INFORMATION

C.O.M. Upholstery

C.O.M. requirement for 10 chairs or less with upholstered seat or upholstered seat and back is 3/4 yard per chair of 54" wide nondirectional fabric. For orders of 11 or more with upholstered seat and back and for complete information on ordering C.O.M. see "Ordering C.O.M., C.O.V. and C.O.L." section.



Delivered Pricing Fabric Grade 1 & C.O.M.	Delivered Pricing Fabric Grade 2	Delivered Pricing Fabric Grade 3	Delivered Pricing C.O.V.	Delivered Pricing Vinyl Group 2V	Delivered Pricing Pallas Fabric Group P0	Delivered Pricing Pallas Fabric Group P1	Delivered Pricing Pallas Fabric Group P2	Delivered Pricing Pallas Fabric Group P3	Delivered Pricing Pallas Fabric Group P4
\$ 462	\$ 491	\$ 506	\$ 462	\$ 506	\$ 502	\$ 541	\$ 561	\$ 582	\$ 602
912	939	924	912	924	920	959	982	1002	1020
926	984	1008	926	1008	1001	1080	1124	1165	1200
1499	1556	1582	1499	1582	1575	1654	1696	1738	1773
1389	1475	1512	1389	1512	1504	1621	1684	1748	1799
1838	1924	1961	1838	1961	1951	2069	2132	2196	2248
1853	1967	2017	1853	2017	2005	2162	2246	2331	2402
2287	2372	2409	2287	2409	2399	2517	2581	2644	2696
2300	2415	2467	2300	2467	2454	2611	2693	2780	2849
2315	2460	2522	2315	2522	2506	2703	2808	2914	2999
\$ 613	\$ 641	\$ 653	\$ 613	\$ 653	\$ 651	\$ 690	\$ 710	\$ 733	\$ 750
986	1015	1028	986	1028	1025	1064	1085	1106	1124
1075	1133	1159	1075	1159	1151	1230	1272	1314	1350
1523	1582	1607	1523	1607	1600	1679	1721	1763	1797
1539	1624	1661	1539	1661	1652	1771	1833	1896	1950
1987	2072	2110	1987	2110	2101	2220	2284	2346	2399
2003	2117	2168	2003	2168	2154	2310	2395	2480	2550
2436	2522	2560	2436	2560	2549	2668	2731	2795	2847
2449	2566	2616	2449	2616	2602	2758	2845	2928	2997
2467	2609	2672	2467	2672	2655	2852	2958	3061	3151

OPTIONS

California TB133 Fire Safety Code

The above seating products can be manufactured using the appropriate flame-retardant materials for compliance to California Technical Bulletin 133. No additional lead time. Add "FR" to end of model number.

Model = Upholstered Seat

Added List price:

1 Seat	\$72
2 Seats	\$144
3 Seats	\$215
4 Seats	\$286
5 Seats	\$358

ACCESSORIES

Wallsaver Option
 DOP.WS = \$27
 (1 per base)

SPECIAL SERVICES

Special Carton Marking

With specially marked information N/C



Shipping

Shipped **k.d. freight prepaid f.o.b. Green Bay, Wisconsin 54302** factory. Freight class #70.

Specifications and prices are subject to change without prior notice.

Strive® Tandem

Multiple Seating

		MODEL NUMBER							Approx. Packaged Weight
		Basic Model	Corner Table Connection	Frame Color	Seat & Back Color	Surface Finish	Edge Color	Upholstery Color	
 ST1U ST2U ST3U ST4U ST5U Upholstered Seat - Arms • Optional in-line tables	1 Seat, 0 In-Line Table	ST1AAU/S1/IT0	<input type="checkbox"/>	<input type="checkbox"/>	<input type="checkbox"/>			<input type="checkbox"/>	35.0#
	1 Seat, 1 In-Line Table	ST2AAU/S1/IT1	<input type="checkbox"/>	<input type="checkbox"/>	<input type="checkbox"/>	<input type="checkbox"/>	<input type="checkbox"/>	<input type="checkbox"/>	49.0#
	2 Seats, 0 In-Line Table	ST2AAU/S2/IT0	<input type="checkbox"/>	<input type="checkbox"/>	<input type="checkbox"/>			<input type="checkbox"/>	60.0#
	2 Seats, 1 In-Line Table	ST3AAU/S2/IT1	<input type="checkbox"/>	<input type="checkbox"/>	<input type="checkbox"/>	<input type="checkbox"/>	<input type="checkbox"/>	<input type="checkbox"/>	74.0#
	3 Seats, 0 In-Line Table	ST3AAU/S3/IT0	<input type="checkbox"/>	<input type="checkbox"/>	<input type="checkbox"/>			<input type="checkbox"/>	85.0#
	3 Seats, 1 In-line Table	ST4AAU/S3/IT1	<input type="checkbox"/>	<input type="checkbox"/>	<input type="checkbox"/>	<input type="checkbox"/>	<input type="checkbox"/>	<input type="checkbox"/>	99.0#
	4 Seats, 0 In-line Table	ST4AAU/S4/IT0	<input type="checkbox"/>	<input type="checkbox"/>	<input type="checkbox"/>			<input type="checkbox"/>	110.0#
	3 Seats, 2 In-Line Tables	ST5AAU/S3/IT2	<input type="checkbox"/>	<input type="checkbox"/>	<input type="checkbox"/>	<input type="checkbox"/>	<input type="checkbox"/>	<input type="checkbox"/>	118.0#
	4 Seats, 1 In-line Table	ST5AAU/S4/IT1	<input type="checkbox"/>	<input type="checkbox"/>	<input type="checkbox"/>	<input type="checkbox"/>	<input type="checkbox"/>	<input type="checkbox"/>	129.0#
	5 Seats, 0 In-line Table	ST5AAU/S5/IT0	<input type="checkbox"/>	<input type="checkbox"/>	<input type="checkbox"/>			<input type="checkbox"/>	140.0#
 ST1UB ST2UB ST3UB ST4UB ST5UB Upholstered Seat and Back - No Arms • Optional in-line tables	1 Seat, 0 In-Line Table	ST1NAUB/S1/IT0	<input type="checkbox"/>	<input type="checkbox"/>	<input type="checkbox"/>			<input type="checkbox"/>	35.0#
	1 Seat, 1 In-Line Table	ST2NAUB/S1/IT1	<input type="checkbox"/>	<input type="checkbox"/>	<input type="checkbox"/>	<input type="checkbox"/>	<input type="checkbox"/>	<input type="checkbox"/>	49.0#
	2 Seats, 0 In-Line Table	ST2NAUB/S2/IT0	<input type="checkbox"/>	<input type="checkbox"/>	<input type="checkbox"/>			<input type="checkbox"/>	60.0#
	2 Seats, 1 In-Line Table	ST3NAUB/S2/IT1	<input type="checkbox"/>	<input type="checkbox"/>	<input type="checkbox"/>	<input type="checkbox"/>	<input type="checkbox"/>	<input type="checkbox"/>	74.0#
	3 Seats, 0 In-Line Table	ST3NAUB/S3/IT0	<input type="checkbox"/>	<input type="checkbox"/>	<input type="checkbox"/>			<input type="checkbox"/>	85.0#
	3 Seats, 1 In-Line Table	ST4NAUB/S3/IT1	<input type="checkbox"/>	<input type="checkbox"/>	<input type="checkbox"/>	<input type="checkbox"/>	<input type="checkbox"/>	<input type="checkbox"/>	99.0#
	4 Seats, 0 In-Line Table	ST4NAUB/S4/IT0	<input type="checkbox"/>	<input type="checkbox"/>	<input type="checkbox"/>			<input type="checkbox"/>	110.0#
	3 Seats, 2 In-Line Tables	ST5NAUB/S3/IT2	<input type="checkbox"/>	<input type="checkbox"/>	<input type="checkbox"/>	<input type="checkbox"/>	<input type="checkbox"/>	<input type="checkbox"/>	118.0#
	4 Seats, 1 In-Line Table	ST5NAUB/S4/IT1	<input type="checkbox"/>	<input type="checkbox"/>	<input type="checkbox"/>	<input type="checkbox"/>	<input type="checkbox"/>	<input type="checkbox"/>	129.0#
	5 Seats, 0 In-Line Table	ST5NAUB/S5/IT0	<input type="checkbox"/>	<input type="checkbox"/>	<input type="checkbox"/>			<input type="checkbox"/>	140.0#
			A	B	C	D	E	F	G

HOW TO ORDER

Indicate the following information on order form:

- Quantity of each item.
- Model number, including options. See "How To Build a Model Number".
- Any special service required.

Note: • The ☐ indicates that a choice is required.

- The absence of the ☐ indicates that no choice is required.
- Alpha-numeric characters in place of ☐ indicate that no other alternatives are available.

HOW TO BUILD A MODEL NUMBER

A Select basic model.

B Select corner table connection.

NC - No corner table

L - Unit connects to one corner table

LL - Unit connects to two corner tables

C Select frame color.

Refer to color addendum at ki.com or KI Fabrics & Finishes binder.

D Select seat/back color.

Refer to color addendum at ki.com or KI Fabrics & Finishes binder.

E Select surface finish for table.

Refer to color addendum at ki.com or KI Fabrics & Finishes binder.
Surface finish offerings are based on edge style selections.

F Select table edge color.

Refer to color addendum at ki.com or KI Fabrics & Finishes binder.
Edge color offerings are based on edge style selections.

G Select upholstery grade/color.

Refer to color addendum at ki.com or KI Fabrics & Finishes binder.

UPHOLSTERY INFORMATION

C.O.M. Upholstery

C.O.M. requirement for 10 chairs or less with upholstered seat or upholstered seat and back is 3/4 yard per chair of 54" wide nondirectional fabric. For orders of 11 or more with upholstered seat and back and for complete information on ordering C.O.M. see "Ordering C.O.M., C.O.V. and C.O.L." section.



Delivered Pricing Fabric Grade 1 & C.O.M.	Delivered Pricing Fabric Grade 2	Delivered Pricing Fabric Grade 3	Delivered Pricing C.O.V.	Delivered Pricing Vinyl Group 2V	Delivered Pricing Pallas Fabric Group P0	Delivered Pricing Pallas Fabric Group P1	Delivered Pricing Pallas Fabric Group P2	Delivered Pricing Pallas Fabric Group P3	Delivered Pricing Pallas Fabric Group P4
\$ 613	\$ 641	\$ 653	\$ 613	\$ 653	\$ 651	\$ 690	\$ 710	\$ 733	\$ 750
1062	1090	1101	1062	1101	1098	1137	1160	1181	1198
1151	1208	1233	1151	1233	1227	1306	1348	1389	1424
1674	1731	1769	1674	1769	1761	1841	1883	1925	1959
1687	1775	1812	1687	1812	1804	1921	1984	2048	2100
2211	2297	2336	2211	2336	2325	2443	2506	2570	2622
2226	2342	2391	2226	2391	2378	2535	2620	2705	2774
2735	2819	2858	2735	2858	2848	2966	3030	3093	3146
2749	2864	2914	2749	2914	2899	3057	3143	3228	3297
2765	2908	2969	2765	2969	2954	3151	3256	3363	3447

\$ 517	\$ 548	\$ 559	\$ 517	\$ 559	\$ 557	\$ 596	\$ 616	\$ 638	\$ 654
968	995	979	968	979	975	1015	1036	1075	1074
1036	1094	1120	1036	1120	1111	1190	1233	1275	1256
1609	1668	1691	1609	1691	1686	1764	1806	1848	1883
1554	1642	1677	1554	1677	1669	1786	1849	1913	1965
2004	2087	2126	2004	2126	2117	2234	2297	2360	2412
2072	2188	2236	2072	2236	2225	2382	2467	2550	2621
2450	2536	2574	2450	2574	2565	2682	2745	2809	2861
2521	2635	2685	2521	2685	2672	2829	2914	2998	3069
2590	2735	2797	2590	2797	2780	2977	3083	3189	3275

OPTIONS

California TB133 Fire Safety Code

The above seating products can be manufactured using the appropriate flame-retardant materials for compliance to California Technical Bulletin 133. No additional lead time. Add "FR" to end of model number.

Model = Upholstered Seat

Added List price:

1 Seat	\$72
2 Seats	\$144
3 Seats	\$215
4 Seats	\$286
5 Seats	\$358

Model = Upholstered Seat and Back

Added List price:

1 Seat	\$102
2 Seats	\$204
3 Seats	\$307
4 Seats	\$409
5 Seats	\$511

ACCESSORIES

Wallsaver Option

DOP.WS = \$27
(1 per base)

SPECIAL SERVICES

Special Carton Marking

With specially marked information N/C



Shipping

Shipped **k.d. freight prepaid f.o.b. Green Bay, Wisconsin 54302** factory. Freight class #70.

Specifications and prices are subject to change without prior notice.

Strive® Tandem

Multiple Seating

		MODEL NUMBER							Approx. Packaged Weight
		Basic Model	Corner Table Connection	Frame Color	Seat & Back Color	Surface Finish	Edge Color	Upholstery Color	
 ST1UB ST2UB ST3UB ST4UB ST5UB Upholstered Seat and Back - End Arms Only • Optional in-line tables	1 Seat, 0 In-Line Table	ST1EAUB/S1/IT0	<input type="checkbox"/>	<input type="checkbox"/>	<input type="checkbox"/>			<input type="checkbox"/>	35.0#
	1 Seat, 1 In-Line Table	ST2EAUB/S1/IT1	<input type="checkbox"/>	<input type="checkbox"/>	<input type="checkbox"/>	<input type="checkbox"/>	<input type="checkbox"/>	<input type="checkbox"/>	49.0#
	2 Seats, 0 In-Line Table	ST2EAUB/S2/IT0	<input type="checkbox"/>	<input type="checkbox"/>	<input type="checkbox"/>			<input type="checkbox"/>	52.0#
	2 Seats, 1 In-Line Table	ST3EAUB/S2/IT1	<input type="checkbox"/>	<input type="checkbox"/>	<input type="checkbox"/>	<input type="checkbox"/>	<input type="checkbox"/>	<input type="checkbox"/>	60.0#
	3 Seats, 0 In-Line Table	ST3EAUB/S3/IT0	<input type="checkbox"/>	<input type="checkbox"/>	<input type="checkbox"/>			<input type="checkbox"/>	69.0#
	3 Seats, 1 In-Line Table	ST4EAUB/S3/IT1	<input type="checkbox"/>	<input type="checkbox"/>	<input type="checkbox"/>	<input type="checkbox"/>	<input type="checkbox"/>	<input type="checkbox"/>	75.0#
	4 Seats, 0 In-Line Table	ST4EAUB/S4/IT0	<input type="checkbox"/>	<input type="checkbox"/>	<input type="checkbox"/>			<input type="checkbox"/>	86.0#
	3 Seats, 2 In-Line Tables	ST5EAUB/S3/IT2	<input type="checkbox"/>	<input type="checkbox"/>	<input type="checkbox"/>	<input type="checkbox"/>	<input type="checkbox"/>	<input type="checkbox"/>	94.0#
	4 Seats, 1 In-Line Table	ST5EAUB/S4/IT1	<input type="checkbox"/>	<input type="checkbox"/>	<input type="checkbox"/>	<input type="checkbox"/>	<input type="checkbox"/>	<input type="checkbox"/>	105.0#
	5 Seats, 0 In-Line Table	ST5EAUB/S5/IT0	<input type="checkbox"/>	<input type="checkbox"/>	<input type="checkbox"/>			<input type="checkbox"/>	110.0#
 ST1UB ST2UB ST3UB ST4UB ST5UB Upholstered Seat and Back - Arms • Optional in-line tables	1 Seat, 0 In-Line Table	ST1AAUB/S1/IT0	<input type="checkbox"/>	<input type="checkbox"/>	<input type="checkbox"/>			<input type="checkbox"/>	35.0#
	1 Seat, 1 In-Line Table	ST2AAUB/S1/IT1	<input type="checkbox"/>	<input type="checkbox"/>	<input type="checkbox"/>	<input type="checkbox"/>	<input type="checkbox"/>	<input type="checkbox"/>	49.0#
	2 Seats, 0 In-Line Table	ST2AAUB/S2/IT0	<input type="checkbox"/>	<input type="checkbox"/>	<input type="checkbox"/>			<input type="checkbox"/>	60.0#
	2 Seats, 1 In-Line Table	ST3AAUB/S2/IT1	<input type="checkbox"/>	<input type="checkbox"/>	<input type="checkbox"/>	<input type="checkbox"/>	<input type="checkbox"/>	<input type="checkbox"/>	74.0#
	3 Seats, 0 In-Line Table	ST3AAUB/S3/IT0	<input type="checkbox"/>	<input type="checkbox"/>	<input type="checkbox"/>			<input type="checkbox"/>	85.0#
	3 Seats, 1 In-Line Table	ST4AAUB/S3/IT1	<input type="checkbox"/>	<input type="checkbox"/>	<input type="checkbox"/>	<input type="checkbox"/>	<input type="checkbox"/>	<input type="checkbox"/>	99.0#
	4 Seats, 0 In-Line Table	ST4AAUB/S4/IT0	<input type="checkbox"/>	<input type="checkbox"/>	<input type="checkbox"/>			<input type="checkbox"/>	110.0#
	3 Seats, 2 In-Line Tables	ST5AAUB/S3/IT2	<input type="checkbox"/>	<input type="checkbox"/>	<input type="checkbox"/>	<input type="checkbox"/>	<input type="checkbox"/>	<input type="checkbox"/>	118.0#
	4 Seats, 1 In-Line Table	ST5AAUB/S4/IT1	<input type="checkbox"/>	<input type="checkbox"/>	<input type="checkbox"/>	<input type="checkbox"/>	<input type="checkbox"/>	<input type="checkbox"/>	129.0#
	5 Seats, 0 In-Line Table	ST5AAUB/S5/IT0	<input type="checkbox"/>	<input type="checkbox"/>	<input type="checkbox"/>			<input type="checkbox"/>	140.0#
			A	B	C	D	E	F	G

HOW TO ORDER

Indicate the following information on order form:

- Quantity of each item.
- Model number, including options. See "How To Build a Model Number".
- Any special service required.

Note: • The ☐ indicates that a choice is required.

- The absence of the ☐ indicates that no choice is required.
- Alpha-numeric characters in place of ☐ indicate that no other alternatives are available.

HOW TO BUILD A MODEL NUMBER

A Select basic model.

B Select corner table connection.

- NC** - No corner table
L - Unit connects to one corner table
LL - Unit connects to two corner tables

C Select frame color.

Refer to color addendum at ki.com or KI Fabrics & Finishes binder.

D Select seat/back color.

Refer to color addendum at ki.com or KI Fabrics & Finishes binder.

E Select surface finish for table.

Refer to color addendum at ki.com or KI Fabrics & Finishes binder.
 Surface finish offerings are based on edge style selections.

F Select table edge color.

Refer to color addendum at ki.com or KI Fabrics & Finishes binder.
 Edge color offerings are based on edge style selections.

G Select upholstery grade/color.

Refer to color addendum at ki.com or KI Fabrics & Finishes binder.

UPHOLSTERY INFORMATION

C.O.M. Upholstery

C.O.M. requirement for 10 chairs or less with upholstered seat or upholstered seat and back is 3/4 yard per chair of 54" wide nondirectional fabric. For orders of 11 or more with upholstered seat and back and for complete information on ordering C.O.M. see "Ordering C.O.M., C.O.V. and C.O.L." section.



Delivered Pricing Fabric Grade 1 & C.O.M.	Delivered Pricing Fabric Grade 2	Delivered Pricing Fabric Grade 3	Delivered Pricing C.O.V.	Delivered Pricing Vinyl Group 2V	Delivered Pricing Pallas Fabric Group P0	Delivered Pricing Pallas Fabric Group P1	Delivered Pricing Pallas Fabric Group P2	Delivered Pricing Pallas Fabric Group P3	Delivered Pricing Pallas Fabric Group P4
\$ 668	\$ 696	\$ 709	\$ 668	\$ 709	\$ 706	\$ 745	\$ 764	\$ 788	\$ 803
1040	1070	1083	1040	1083	1080	1120	1138	1161	1179
1186	1243	1269	1186	1269	1262	1340	1381	1424	1461
1635	1691	1717	1635	1717	1710	1788	1831	1873	1909
1705	1789	1828	1705	1828	1817	1934	1998	2062	2114
2154	2237	2275	2154	2275	2267	2384	2447	2510	2565
2222	2337	2388	2222	2388	2373	2531	2616	2700	2770
2599	2686	2723	2599	2723	2714	2831	2896	2959	3012
2670	2784	2835	2670	2835	2821	2979	3064	3148	3218
2741	2882	2946	2741	2946	2930	3127	3232	3336	3426
\$ 668	\$ 696	\$ 709	\$ 668	\$ 709	\$ 706	\$ 745	\$ 764	\$ 788	\$ 803
1118	1145	1158	1118	1158	1153	1193	1214	1235	1252
1260	1317	1343	1260	1343	1336	1414	1457	1499	1535
1783	1841	1879	1783	1879	1873	1951	1992	2035	2069
1853	1941	1977	1853	1977	1966	2084	2149	2211	2265
2378	2462	2500	2378	2500	2491	2608	2672	2735	2786
2446	2562	2611	2446	2611	2598	2755	2840	2923	2994
2899	2985	3022	2899	3022	3015	3132	3195	3258	3310
2968	3084	3134	2968	3134	3120	3277	3363	3446	3516
3040	3183	3245	3040	3245	3229	3426	3531	3637	3722

OPTIONS

California TB133 Fire Safety Code

The above seating products can be manufactured using the appropriate flame-retardant materials for compliance to California Technical Bulletin 133. No additional lead time. Add "FR" to end of model number.

Model = Upholstered Seat and Back

Added List price:

1 Seat	\$102
2 Seats	\$204
3 Seats	\$307
4 Seats	\$409
5 Seats	\$511

ACCESSORIES

Wallsaver Option
 DOP.WS = \$27
 (1 per base)

SPECIAL SERVICES

Special Carton Marking

With specially marked information N/C


Shipping

Shipped **k.d. freight prepaid f.o.b. Green Bay, Wisconsin 54302** factory. Freight class #70.

Specifications and prices are subject to change without prior notice.

Strive® Tandem

Multiple Seating

			MODEL NUMBER				Approx. Packaged Weight
			Basic Model	Frame Color	Surface Finish	Edge Color	
 TTCT	Corner Table	Connects 1 Unit	TTCT/LO	<input type="checkbox"/> <input type="checkbox"/>	<input type="checkbox"/> <input type="checkbox"/> <input type="checkbox"/>	<input type="checkbox"/> <input type="checkbox"/> <input type="checkbox"/>	40.0#
	<ul style="list-style-type: none">• Number of tables per arrangement• Plastic laminate with vinyl bullnose edge• For mounting modular units at a 90° angle• Two required for U-shaped configuration• One required for L-shaped configuration	Connects 2 Units	TTCT/LC	<input type="checkbox"/> <input type="checkbox"/>	<input type="checkbox"/> <input type="checkbox"/> <input type="checkbox"/>	<input type="checkbox"/> <input type="checkbox"/> <input type="checkbox"/>	36.0#
HRDPT	Back Ganging Bar		DOP.GANG	<input type="checkbox"/> <input type="checkbox"/>			8.0#
	<ul style="list-style-type: none">• Connects 2 units back-to-back• Powder coated to match base• Sold in pairs						
			A	B	C	D	

HOW TO ORDER

Indicate the following information on order form:

1. Quantity of each item.
2. Model number, including options. See “How To Build a Model Number”.
3. Any special service required.

Note:

- The ☐ indicates that a choice is required.
- The absence of the ☐ indicates that no choice is required.
- Alpha-numeric characters in place of ☐ indicate that no other alternatives are available.

HOW TO BUILD A MODEL NUMBER

- A** Select basic model.
- B** Select frame color.
Refer to color addendum at [ki.com](#) or KI Fabrics & Finishes binder.
- C** Select surface finish for table.
Refer to color addendum at [ki.com](#) or KI Fabrics & Finishes binder.
Surface finish offerings are based on edge style selections.
- D** Select table edge color.
Refer to color addendum at [ki.com](#) or KI Fabrics & Finishes binder.
Edge color offerings are based on edge style selections.



Delivered Pricing	
\$	622
	622
\$	198

SPECIAL SERVICES

Special Carton Marking

With specially marked information N/C

Shipping

Shipped **k.d. freight prepaid f.o.b. Green Bay, Wisconsin 54302** factory. Freight class #70.

Specifications and prices are subject to change without prior notice.

Index

Model No.	Description	Page	Model No.	Description	Page
44.0386	Multiple Seating: Back-to-Back Ganger	26		placement Seat Cover	62
44.0387	Multiple Seating: Side-to-Side Ganger	26	PT.L	Connecting Tables: Center Table	64
44.0388	Multiple Seating: Side Wallsaver	26	PT3.L	Connecting Tables: Three-Sided "T" Connector Table	64
44.0389	Multiple Seating: Back Wallsaver	26	PT45.L	Connecting Tables: 45 Degree Connector Table	64
44.0390.BL	Multiple Seating: Floor Mounting Brackets	26	PT90.L	Connecting Tables: 90 Degree Connector Table	64
DOP.GANG	Multiple Seating: Back Ganging Bar	20	SAC/NC	Multiple Seating: Guest Chair (Armless)	78
DT1NAP/S1/IT0	Multiple Seating: Operational Armless Seat Unupholstered	10	SMS-AC	Multiple Seating: Chair Replacement Armcaps	86
DT1NAUB/S1/IT0	Multiple Seating: Operational Armless Seat - Upholstered Seat and Back	14	SMS-AL	Multiple Seating: Chair Replacement Arm (Armless)	86
DT1NAUS/S1/IT0	Multiple Seating: Operational Armless Seat - Upholstered Seat	12	SMS-BK	Multiple Seating: Chair Replacement Back	86
DT1WAP/S1/IT0	Multiple Seating: Operational Arm Seat Unupholstered	10	SMS-CA/LF	Multiple Seating: Chair Replacement Arm (Closed Arm)	86
DT1WAUB/S1/IT0	Multiple Seating: Operational Arm Seat - Upholstered Seat and Back	18	SMS-OA/LF	Multiple Seating: Chair Replacement Arm (Open Arm)	86
DT1WAUS/S1/IT0	Multiple Seating: Operational Arm Seat - Upholstered Seat	16	SMS-ST	Multiple Seating: Chair Replacement Seat	86
DTCT/LC	Multiple Seating: Corner Table	20	SOC/NC	Multiple Seating: One Seat (Open Arm)	80
GT1AAP/S1/IT0	Multiple Seating: Polypropylene - Arms	30	SOCNC/NC	Multiple Seating: Two Seat Unit (Open Arm)	82
GT1AAU/S1/IT0	Multiple Seating: Upholstered Seat - Arms	34	SOCNC/NC	Multiple Seating: Three Seat Unit (Open Arm)	84
GT1AAUB/S1/IT0	Multiple Seating: Upholstered Seat and Back - Arms	36	SPC/NC	Multiple Seating: One Seat (Closed Arm)	80
GT1EAP/S1/IT0	Multiple Seating: Polypropylene - End Arms Only	30	SPCC/NC	Multiple Seating: Two Seat Unit (Closed Arm)	82
GT1EAU/S1/IT0	Multiple Seating: Upholstered Seat - End Arms Only	32	SPCCC/NC	Multiple Seating: Three Seat Unit (Closed Arm)	84
GT1EAUB/S1/IT0	Multiple Seating: Upholstered Seat and Back - End Arms Only	36	ST.L	Connecting Tables: Center Connection Table	88
GT1NAP/S1/IT0	Multiple Seating: Polypropylene - No Arms	30	ST.L.L	Connecting Tables: End Table-Left	88
GT1NAU/S1/IT0	Multiple Seating: Upholstered Seat - No Arms	32	ST.R.L	Connecting Tables: End Table-Right	88
GT1NAUB/S1/IT0	Multiple Seating: Upholstered Seat and Back - No Arms	34	ST1AAP/S1/IT0	Multiple Seating: Polypropylene - Arms	92
GT2/S1/E1T	Multiple Seating: GateOne® Seating	24	ST1AAU/S1/IT0	Multiple Seating: Upholstered Seat - Arms	96
GTA	Multiple Seating: Arms	24	ST1AAUB/S1/IT0	Multiple Seating: Upholstered Seat and Back - Arms	98
GTCT	Multiple Seating: Corner Table	24	ST1EAP/S1/IT0	Multiple Seating: Polypropylene - End Arms Only	92
PET.L	Connecting Tables: End Table	64	ST1EAU/S1/IT0	Multiple Seating: Upholstered Seat - End Arms Only	94
PO33/NC	Multiple Seating: Loveseat (Open Arm)	48	ST1EAUB/S1/IT0	Multiple Seating: Upholstered Seat and Back - End Arms Only	98
POACCCL/NC	Multiple Seating: Three Seat Add-on Unit-Left (Open Arm)	58	ST1NAP/S1/IT0	Multiple Seating: Polypropylene - No Arms	92
POACCCR/NC	Multiple Seating: Three Seat Add-on Unit-Right (Open Arm)	58	ST1NAU/S1/IT0	Multiple Seating: Upholstered Seat - No Arms	94
POACCL/NC	Multiple Seating: Two Seat Add-on Unit-Left (Open Arm)	54	ST1NAUB/S1/IT0	Multiple Seating: Upholstered Seat and Back - No Arms	96
POACCR/NC	Multiple Seating: Two Seat Add-on Unit-Right (Open Arm)	54	ST90.I.L	Connecting Tables: 90 Degree Connector Table-Inside	88
POACL/NC	Multiple Seating: One Seat Add-on Unit-Left (Open Arm)	50	ST90.O.L	Connecting Tables: 90 Degree Connector Table-Outside	88
POACR/NC	Multiple Seating: One Seat Add-on Unit-Right (Open Arm)	50	TT1AAP/S1/IT0	Multiple Seating: Tandem Seating w/Arms - Poly	68
POC/NC	Multiple Seating: One Seat (Open Arm)	42	TT1AAU/S1/IT0	Multiple Seating: Tandem Seating w/Arms - Upholstered	72
POCC/NC	Multiple Seating: Two Seat (Open Arm)	44	TT1EAP/S1/IT0	Multiple Seating: Tandem Seating End Arms Only - Poly	68
POCCC/NC	Multiple Seating: Three Seat (Open Arm)	46	TT1EAU/S1/IT0	Multiple Seating: Tandem Seating End Arms Only - Upholstered	72
PP33/NC	Multiple Seating: Loveseat (Closed Arm)	48	TT1NAP/S1/IT0	Multiple Seating: Tandem Seating No Arms - Poly	68
PPACCCL/NC	Multiple Seating: Three Seat Add-on Unit-Left (Closed Arm)	60	TT1NAU/S1/IT0	Multiple Seating: Tandem Seating No Arms - Upholstered	70
PPACCCR/NC	Multiple Seating: Three Seat Add-on Unit-Right (Closed Arm)	60	TTCT/LC	Multiple Seating: Corner Table	38
PPACCL/NC	Multiple Seating: Two Seat Add-on Unit-Left (Closed Arm)	56	TTCT/LO	Multiple Seating: Corner Table	38
PPACCR/NC	Multiple Seating: Two Seat Add-on Unit-Right (Closed Arm)	56			
PPACL/NC	Multiple Seating: One Seat Add-on Unit-Left (Closed Arm)	52			
PPACR/NC	Multiple Seating: One Seat Add-on Unit-Right (Closed Arm)	52			
PPC/NC	Multiple Seating: One Seat (Closed Arm)	42			
PPCC/NC	Multiple Seating: Two Seat (Closed Arm)	44			
PPCCC/NC	Multiple Seating: Three Seat (Closed Arm)	46			
PRB23	Multiple Seating Replacement Parts: Chair Replacement Back Foam/ Upholstery Cover	62			
PRB33	Multiple Seating Replacement Parts: Loveseat Replacement Back Foam/ Upholstery Cover	62			
PRS23	Multiple Seating Replacement Parts: Chair Replacement Seat Cover	62			
PRS33	Multiple Seating Replacement Parts: Loveseat Re-				



Model No.	Description	Page
-----------	-------------	------



KI
1330 Bellevue Street
P.O. Box 8100
Green Bay, Wisconsin 54308-8100
1-800-424-2432
www.ki.com

KI and Furnishing Knowledge
are registered trademarks
of Krueger International, Inc.

© 2011 KI
All Rights Reserved.
Litho in USA.
Code KI-11483RI/KI/VL/211