

# occasional tables



# occasional tables

Although designed to complement our individual healthcare seating products, our collection of occasional tables can be mixed and matched or specified on their own, as a finishing touch for any healthcare space.

Featuring a combination of European Steamed Beech, Powdercoated 14 ga. Steel and high-pressure laminate components, these tables are built to exceed BIFMA standards, and are designed for placement in 24/7 healthcare environments.

Wood and laminate components are available in our seven attractive woodgrain finishes.



Occasional tables are designed to complement Stance Healthcare seating products



Cassia Lounge Seating



Legend BH Seating


















Legend Multiple Seating



Onward Guest Seating

# Statement of Line

	Square/Rectangular Sizes	Round Sizes
<b>Boardwalk</b> 	22 x 22 x 16 H 22 x 36 x 16 H 22 x 48 x 16 H	22 Dia. x 16 H
<b>Vista/Onward</b> 	22 x 22 x 16 H 22 x 36 x 16 H 22 x 48 x 16 H	22 Dia. x 16 H
<b>Integrity</b> 	18 x 18 x 16 H 18 x 30 x 16 H 18 x 42 x 16 H	18 Dia. x 16 H
<b>Vista II</b> 	22 x 22 x 16 H 22 x 36 x 16 H 22 x 48 x 16 H	22 Dia. x 16 H
<b>Cassia</b> 	18 x 24 x 16 H 24 x 24 x 16 H 24 x 30 x 16 H 24 x 36 x 16 H 24 x 42 x 16 H	NA
<b>Huxley</b> 	20 x 20 x 17 H 18 x 40 x 13 H	NA
<b>Legend BH</b> 	18 x 18 x 16 H 18 x 30 x 16 H 18 x 42 x 16 H	NA

	Square/Rectangular Sizes	Round Sizes
<b>Oasis</b> 	22 x 22 x 16 H 22 x 36 x 16 H 22 x 48 x 16 H	22 Dia. x 16 H
<b>Accent</b> 	18 x 18 x 16 H 18 x 34 x 16 H	18 Dia. x 16 H
<b>Legend</b> 	18 x 18 x 16 H 18 x 30 x 16 H 18 x 42 x 16 H	20 Dia. x 16 H
<b>Atessa</b> 	23 x 23 x 16 H 30 x 30 x 16 H 23 x 46 x 16 H	NA
<b>Drum Table</b> 	NA	20 Dia. x 15 H 20 Dia. x 20 H 24 Dia. x 15 H 24 Dia. x 20 H
<b>Cassia BH</b> 	18 x 24 x 16 H 24 x 24 x 16 H 24 x 30 x 16 H 24 x 36 x 16 H 24 x 42 x 16 H	NA

## Solid Surface Finishes:







									
Neo White	White	Hydra	Aqueous	Ivory	Metal Grey	Silverstone	Navajo	Ricecookie	Mist
									
Goldbrown	Dijon Beige	Light Brown	Sandbank	Amber	Ginger Bread	Shasta	Brook Chase	Yuri Grey	Eclipse

## Laminate/wood finish selection:

						
Hardrock Maple (HM)	Candlelight (CL)	Rustic Cherry (RC)	Summer Flame (SF)	Mahogany (MA)	Cherry Blossom (CB)	Chocolate (CH)

## Metal frame finish selection:

*\*Custom frame finishes available on request*

					
Smooth Black	Textured Black	Textured Silver	Smooth Silver	Gunmetal	Metallic Beige

**Other solid surface, laminate and metal finishes available upon request.**



**STANCE | HEALTHCARE**

45 Goodrich Drive Kitchener, ON N2C 0B8 tel 1.877.395.2623 fax 1.877.395.6270 stancehealthcare.com

S05-17 © Stance Healthcare Inc. all rights reserved.

