



connect your story

Price List



All products in this Price List are
BIFMA LEVEL® 2 certified

20 22

SUGGESTED LIST PRICING

MAY 2022 • 2ND EDITION

Landed Program Exceptions:
BC \$18 ST \$7
(per chair NET freight)

WORK CHAIRS

	page 7 AFFIRM CUSHIONED (AF)		page 11 AFFIRM MESH (AF)		page 21 BUDGET CONTRACT (BC)
	page 27 CE2 (CE2)		page 29 CLASSIC: EXAM ROOM STOOLS (CL)		page 32 CLASSIC: TASK (CL)
	page 35 CLASSIC: LAB STOOLS (CLS)		page 37 DISCOVERY BACK (DB)		page 43 24-7 INTENSIVE USE (IU)
	page 46 24-7 HEAVY DUTY SERIES (IUHD, IUPD)		page 49 24-7 MAXWELL (MXIU, MXPD)		page 53 OM5 SERIES® (OM5)
	page 61 PARAMOUNT VALUE SERIES (PT)		page 68 PARAMOUNT (7 _ _)		page 71 PATRIOT SERIES (PA)
	page 76 PC SERIES (PC)		page 79 TRULY.® (TY)		page 87 YES SERIES (YS)
	page 141 WORKSTOOLS (WS)				

GUEST / STACKING / COLLABORATIVE CHAIRS

	page 10, 18, 19 AFFIRM (AF)		page 25 BUDGET CONTRACT (BC)		page 66, 67 PARAMOUNT VALUE SERIES (PT)
	page 75 PATRIOT SERIES (PA)		page 91 YES SERIES (YS)		page 95 GINNY (GY4G, GY4B, GY4T, GY4T-LS)
	page 105 OM5 ACTIVE (OM5-AC, AG, AS, AT)		page 115 STACKABLE GUEST (SG)		page 119 STACKING CHAIR (ST)
	page 123 TIBIDI™ (TD)		page 131 WERKSY® (WY2G, WY2T, WY2GL, WY2R)		



Welcome, to chair-adise! I'm Ozzie, your guide to this book...
(p.s. visit omseating.com for current updates)

IN ALPHABETICAL ORDER

AFFIRM SERIES (AF)	AF408 – AF589	7 – 20
BC SERIES (BC)	BC41 – BC86	21 – 26
CE2 (CE2)	CE2 – CE2P	27 – 28
CLASSIC PROFESSIONAL SERIES (CL)	CL12 – CL48EZ	29 – 33
CLASSIC SPECIALTY STOOLS (CLS)	CLS53 – CLS61	35 – 36
DISCOVERY BACK SERIES (DB)	DB52 – DB78	37 – 41
GINNY (GY)	GY4G, GY4B, GY4T, GY4T-LS	95 – 103
INTENSIVE USE 24-7 SERIES (IU)	IU54 – IU76	43 – 45
INTENSIVE USE 24-7 HEAVY DUTY SERIES (IUHD/PD)	IU76HD/PD – IU79HD/PD	46 – 47
MAXWELL INTENSIVE USE 24-7 (MXIU)	MX84IU/PD – MX88IU/PD, 7878MX	49 – 52
OM5 SERIES® (OM5)	OM5-B/G, OM5-BEX/GEX, OM5-BXT/GXT	53 – 59
OM5 ACTIVE	OM5-AS, OM5-AG, OM5-AT, OM5-AC	105 – 113
PARAMOUNT VALUE SERIES (PT)	PT62 – PTYM-XT	61 – 67
PARAMOUNT SERIES (7XXX)	7770 – 7897	68 – 69
PATRIOT VALUE SERIES (PA)	PA53 – PA69	71 – 75
PC SERIES (PC)	PC53 – PC59	76 – 77
STACKABLE GUEST SERIES (SG)	SG1K – SG5K	115 – 118
STACKING CHAIRS (ST)	ST400 – ST400F	119 – 121
TRULY.® (TY)	TY608 – TY688	79 – 85
TIBIDI™ (TD)	TD2, TD2-S, TD2-F	123-129
WERKSY® (WY)	WY2G, WY2T, WY2R, WY2GL	131 – 139
WORKSTOOL SERIES (WS)	WS10 – WS25	141 – 145
YES SERIES (YS)	YS70N – YSYM	87 – 92
<i>OM company information</i> (p. 133)	About OM	148
	Terms & Conditions	149
	Limited Warranty	150
	GSA Contract Information	151
	OM Environmental	152
	Guide To Ergonomic Features	153
	Ultimate Test for Fit	154
<i>COM COL & grade-in fabrics</i> (p. 141)	COM, COL & Grade-in Information & Specifications	156
	Guide To Grade-In Program	157
<i>optional arm kits, arm tops & arm pads</i> (p. 145)	Arm Matrix	160
	Optional Arm Kits	
	Fixed Arms 1D motion arms	161
	1D motion arms	162
	2D motion arms 3D motion arms	163
	3D motion arms 4D motion arms	164
	4D motion arms	165
	4D+ motion arms	166
	Optional Arm Tops and Arm Pads	167
<i>optional casters & cylinders</i> (p. 155)	Caster Options and Guidelines	170
	Cylinder Options and Guidelines	171
<i>additional upholstery and options</i>	Additional Upholstery and Options	173

Please be advised that all prices listed herein are shown at list price, subject to change without notification and do NOT include: assembly charge, installation charge, set-up charge, additional delivery charges or other charges exclusive of the cost of product.

table of contents

by category (type)

BY CATEGORY (type)

budget

BC SERIES (BC)	BC41 – BC86	21 – 26
CLASSIC PROFESSIONAL SERIES (CL)	CL44 – CL48EZ	32 – 33
PARAMOUNT VALUE SERIES (PT)	PT62 – PTYM-XT	61 – 67
PARAMOUNT VALUE SERIES (7XXX)	7770 – 7897	68 – 69
PATRIOT VALUE SERIES (PA)	PA53 – PA69	71 – 75
PC SERIES (PC)	PC53 – PC59	76 – 77

ergonomic

AFFIRM SERIES (AF)	AF408 – AFYM	7 – 20
CE2 (CE2)	CE2 – CE2P	27 – 28
DISCOVERY BACK SERIES (DB)	DB52 – DB78	37 – 41
OM5 SERIES® (OM5)	OM5-B/G, OM5-BEX/GEX, OM5-BXT/GXT	55, 57 59
PC SERIES (PC)	PC53 – PC59	76 – 77
PARAMOUNT VALUE SERIES (PT)	PT62 – PTYM-XT	62 – 67
PARAMOUNT SERIES (7XXX)	7770 – 7897	68 – 69
TRULY.® (TY)	TY608 – TY688	79 – 85
YES SERIES (YS)	YS72 – YS98	87 – 92

mesh or polymer back

AFFIRM SERIES (AF)	AF504 – AFYM	11 – 20
OM5 SERIES® (OM5)	OM5-B/G, OM5-BEX/GEX, OM5-BXT/GXT	55, 57 59
OM5 ACTIVE	OM5-AS, OM5-AG, OM5-AT, OM5-AC	106, 108, 110 112
STACKABLE GUEST SERIES (SG)	SG1K – SG5K	115 – 118
STACKING CHAIRS (ST)	ST400	119 – 121
TRULY.® (TY)	TY608 – TY688	79 – 85
WERKSY® (WY)	WY2G, WY2T, WY2GL, WY2R	131 – 136
YES SERIES (YS)	YS70N – YSYM	87 – 92

guest, stackable & collaborative seating

AFFIRM SERIES (AF)	AF411S, AF470N, AF471N, AF511S, AF516S, AF570N, AF571N	10, 18, 19
BC SERIES (BC)	BC48S, BC86S	25
GINNY (GY)	GY4G, GY4B, GY4T	95 – 103
OM5 ACTIVE	OM5-AS, OM5-AG	106, 108
PARAMOUNT VALUE SERIES (PT)	PT70N, PT71N, PT74S, PT76S, PT78S	66 – 67
PATRIOT VALUE SERIES (PA)	PA61S	75
STACKABLE GUEST SERIES (SG)	SG1K – SG5K	115 – 118
STACKING CHAIRS (ST)	ST400 – ST400F	120
WERKSY® (WY)	WY2G, WY2GL	133, 137
YES SERIES (YS)	YS70N, YS71N, YS71S, YS76S	91

stools

AFFIRM SERIES (AF)	AF413, AF415, AF513, AF515	9, 18
BC SERIES (BC)	BC41, BC45, BC47, BC49	24
CLASSIC LAB & HEALTHCARE (CL)	CL12 – CL35	30 – 31
CLASSIC PROFESSIONAL SERIES (CL)	CL45EZ, CL47	33
CLASSIC LAB STOOLS (CLS)	CLS53 – CLS61	36
DISCOVERY BACK SERIES (DB)	DB52, DB54, DB56	40
GINNY (GY)	GY4T-LS	102
OM5 SERIES® (OM5)	OM5-B/G, OM5-BEX/GEX, OM5-BXT/GXT	55, 57 59
OM5 ACTIVE	OM5-AT, OM5-AC	110, 112
INTENSIVE USE 24-7 SERIES (IU)	IU55, IU73	45
INTENSIVE USE 24-7 HEAVY DUTY SERIES (IUHD/PD)	IU77HD, IU77PD	47
MAXWELL INTENSIVE USE 24-7 SERIES (MXIU/PD)	MX85IU, MX85PD, MX87IU, MX87PD	51
WORKSTOOL 10 SERIES (WS)	WS10 – WS16	142 – 143
WORKSTOOL 20 SERIES (WS)	WS22 – WS25	144
TRULY.® (TY)	TY673, TY675	85
WERKSY® (WY)	WY2T	135
YES SERIES (YS)	YS73, YS75	90

Please be advised that all prices listed herein are shown at list price, subject to change without notification and do NOT include: assembly charge, installation charge, set-up charge, additional delivery charges or other charges exclusive of the cost of product.

ginny multi-tasker

See product details on p.100

light multi-task and stool

Height adjustable swivel tasker with mix and match upholstery options.

Not your average guest chair – elegant lines to dress up any waiting/guest area

Simple tasking with flair – tilt motion seat for training & hoteling stations

Designed by OM Design Group



tibidi

guest & waiting

See product details on p.123

High Density Stacker – ready to stack up to 45 high on a durable, heavy duty dolly!

Available in 8 contemporary colors and 3 frame finishes and select OM In-Stock fabrics for added comfort

Designed by Giancarlo Bisaglia



CE2

office, executive & conference

See product details on p.27

Elegant appointed executive chair available with a comfy pillowtop option

Simple to use, Body-weight Activated Mechanism

Polished aluminum accents with optional adjustable lumbar support or headrest

Available upholstery ranges from anything in the OM Seating Leathers Program to four elegant, OM in-stock selections



COMING SOON

Lórien

office, conference, guest & stool

Let's meet here! Not your average All-Mesh chair.

Available in Mid – or high-back, and in Modern Black or Snow White frame with complementary mesh/frame color pairings

Shadow Grey Suspension fabric mesh offers a warmer look & feel than full mesh

Available Styles – 5-star base chair or stool, 4-star lounge

Designed by Fiorenzo Dorigo



what's new

changes to our offering

STATUS	ITEM MODEL	REF. PAGE	DESCRIPTION REMARKS AND COMPARABLE MODELS (IF APPLICABLE)
NEW	GINNY MULTI-TASKER	100	New GINNY MULTI-TASKER - Light Multi-Tasker with the same good looks as the Ginny Guest
NEW	WERKSY® 4-STAR BASE	136	New WERKSY® GUEST/LOUNGE - The Werksy Collection has a new 4-star base
NEW	YS78 BASE PACKAGE	40, 88-90	(YS75, YS78/79, YS98/99, DB54, DB56) Updated, contemporary design aluminum base in a matte black powdercoat finish.
NEW	TIBIDI™	123	New TIBIDI™ - 8 appealing color options in a high density stacker. Unupholstered stacks 45 on a dolly
NEW	55MM TWO-TONE MULTI-SURFACE SOFT CASTER	110, 134	New 55mm two-tone multi-surface soft caster on Werksy Style Tasker Base
NEW	GINNY GUEST	96	New GINNY GUEST , Chrome frame with Grey armpads
NEW	OM5 ACTIVE	108	New Felt Glides on OM5 Active Guest OM5-AG
IMPROVED	AFFIRM SERIES	7	Improved Affirm Models AF413, AF415, AF470N/71N, AF513, AF515, AF57N/71N are now rated for 300 lbs.
IMPROVED	DB SERIES	37	Now includes adjustable lumbar feature and multi-surface casters (standard on all DB's)
IMPROVED	YES SERIES	87	Improved YS72, YS74, YS78, YS79, YS98, YS73, YS75 and some other models rated 300lbs.
IMPROVED	GINNY SERIES	96, 100	Improved Thicker Seat Foam on Ginny Guest and Ginny Multi-Tasker Models
IMPROVED	CLS MECHANISM		Improved abbreviated travel range
IMPROVED	RP-45 ARM PADS	165	Improved More motion on arms with RP-45 motion
IMPROVED	CAS4555-S		Improved New Multi-Surface casters (CAS4555-S) will be standard on DB (except DB52, DB54, DB56), IU, PA (PAC), PC (PAC), PT/Paramount (except PTYM, PTYM-RV, PTYM-XT), WS, YS (excluding YS73, YSYM, YS78/79/98)
IMPROVED	PARAMOUNT SERIES	66	Improved PT70N and PT71N models are now rated 300 lbs.
PHASE OUT	BC98S	25	BC98S (phasing out...still available while supplies last)
PHASE OUT	AR-11		Fixed cantilever arms. Replace with KR-23, AR-81.
PHASE OUT	ETR-1		Fixed looped arms. Replace with KR-48, AR-81.
PHASE OUT	KR-32		Height adjustable semi loop arms. Replace with KR-48, AR-81.
DISCONTINUED	ST200, ST200C		DISCONTINUED ST200 and ST200C are no longer available. Will be replaced upcoming new Tibidi™ Series
DISCONTINUED	7893, 7897	69	DISCONTINUED 7893 and 7897 are no longer available.
DISCONTINUED	AR88	161	DISCONTINUED AR-88 arms, fixed polished lop arms with leather arm pads
DISCONTINUED	CE88, CE89	27-28D	DISCONTINUED CE88 and CE89 , replaced with CE2P-6-8-(AR82)- BLK(-HRP) in the newly launched CE2 Series
DISCONTINUED	WS15	143	DISCONTINUED WS15 , replaced with WS16
STILL AVAILABLE	CLFT, CLVS	142-143	STILL AVAILABLE Both models are removed from the Price List as ultra-specialty models. But, still available for your foot-support and/or stoop-tasking needs. (Inquire with OM for pricing and details)
UPDATED DESIGN	SEAT TOP FOR: WS10/11/12		UPDATED DESIGN The seat top shape/design for WS10, 11, 12 is updated to be that of the WS16, which has a sleeker design and a built-in handle/low back support.

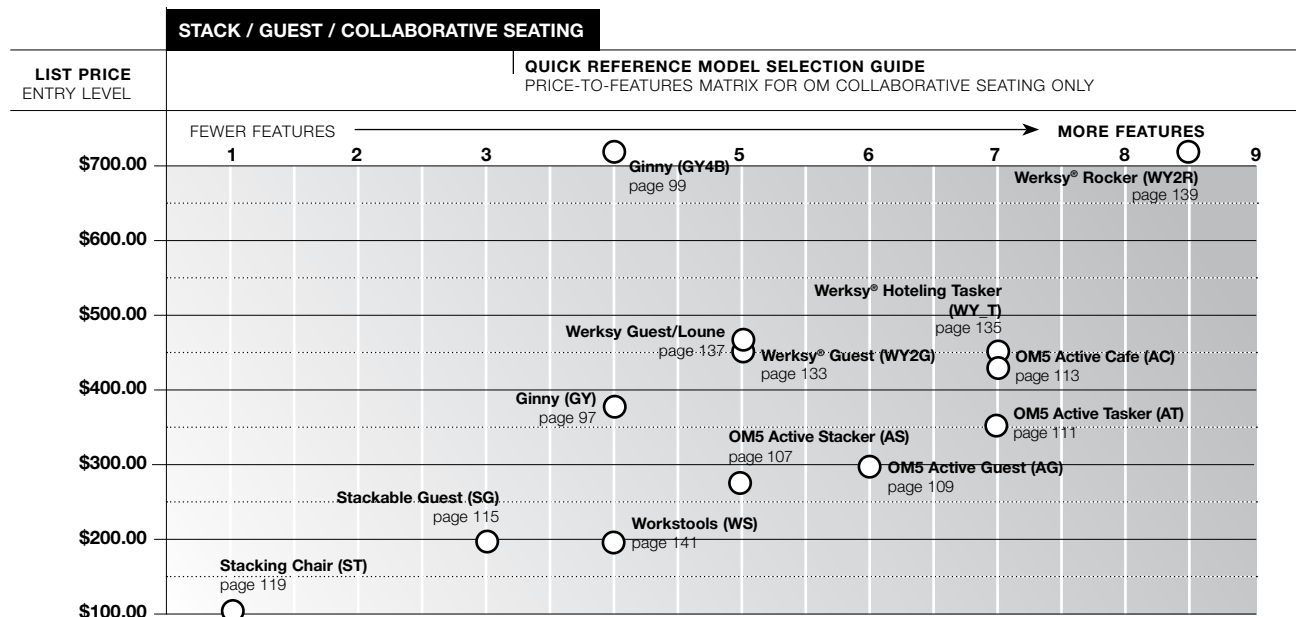
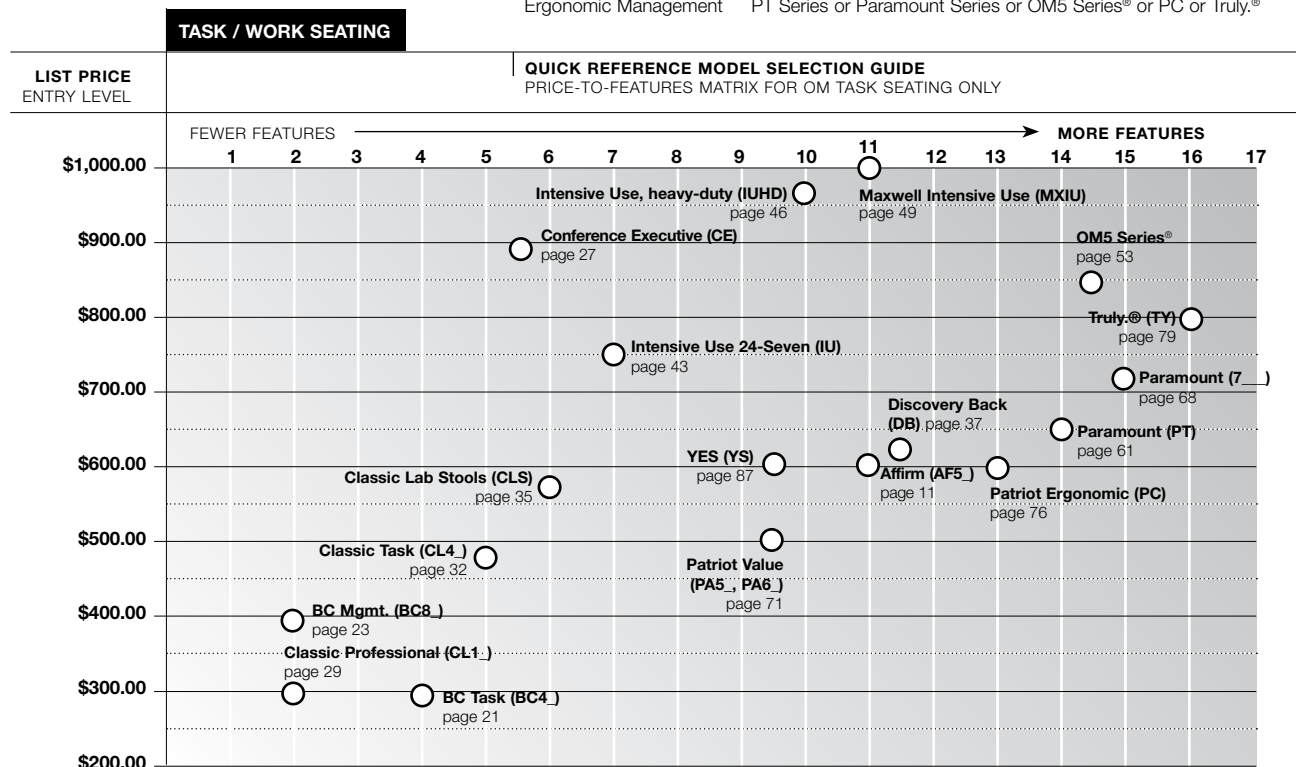
Need help selecting the right OM model for your customer?

Remember though, while we hope this guide is helpful and even a little fun to use, choosing the right chair can not be done on the basis of price or the number of features alone. Proper ergonomics, safety and comfort are all additional important considerations that your customer should weigh equally in making their seating purchase decision.

OM has developed this Price-to-Features Matrix to help you get started in the right direction. Use it to pick an OM model family with the price-to-features profile that most closely matches your customer's needs. Then, to further refine their selection, call on our experienced factory reps and customer service team to arrange samples or find additional information. You can also visit our website for product images, news and updated specifications (omseating.com).

Specialty Seating Starting Points

Task	PA or Patriot or PC or Affirm Series or Truly.®
Temporary Seating	ST or SG Series or OM5 Active, Tibidi™
Ultra-Ergonomic	DB Series or OM5 Series® or Truly.®
Hospital	CL Stool Series & DB Series or OM5 Series or Ginny Series
Police & Call Centers	IUHD / IUPD Series or MXIU / MXPD
Conference & Executive	YS or CE Conference or OM5 Series® or Affirm Series or Truly.®
Ergonomic Management	PT Series or Paramount Series or OM5 Series® or PC or Truly.®



seating technology for comfort

BAM

Body-activated motion

Body-activated Motion (BAM) describes the dynamic ergonomic principals that the OM5 Series® of seating rides on.

Instead of relying on inconvenient manual adjustments that many chair occupants realistically rarely use (or worse: misuse), the OM5 Series® dynamically adapts to the user; reclining or pausing in immediate response to cues from the user's own body.

DB SCAPULAR RELEASE

THE 'HEALTHY BACK' DESIGN According to the ergonomists and chiropractors with whom we have consulted, when people are seated in a chair with a full, 'normal' backrest, the body has a natural tendency to hunch forward. This predilection towards 'scrunching' is — with near uniform agreement — recognized as an unhealthy position for the human body to remain in, especially when seen in prolonged seating situations.

DISCOVERY BACK DESIGN BENEFITS The special pear-back design of our Discovery Back series is designed specifically to address unhealthy seating postures. With a cut-away design to allow for full rearward travel of the scapula, DB chairs can help users who sit for long hours to develop habits for a healthier back. This is called scapular release.

DCS™ TECHNOLOGY

Double Comfort Seating Technology



OM's Double Comfort Seating™ (DCS) Technology is a unique layered system of self-conforming memory foam, combined with firmer OM high-resilience cushioning. Years of research and development have resulted in a seating experience that is at once soft and supportive, and truly beyond compare.

By combining German and Japanese process technologies and formulas for molding cushions, OM is able to create a medical-grade seat cushion that provides even more support than our standard high-resilience seat cushion. This additional support comes with the added benefit of a body-conforming seat which allows users to remain comfortably seated for longer periods of time.

The DCS™ Technology seat cushion has achieved excellent results when put through a series of 'seating durability' tests. The seat cushion will withstand the rigors of every day stress and wear while remaining comfortable and supportive.

TRUFIT™

The TruFit™ Backrest System encompasses three unique features found in OM's Truly.® Series:

BACK HEIGHT ADJUSTMENT High-end, exoskeleton task chair designs nearly always leave out an important ergonomic feature — an adjustable height backrest. OM's Truly. features a generous 4.25" of travel range.

ADJUSTABLE LUMBAR Typical adjustable depth lumbar regions feature highly localized tightening of either an air bladder or a lumbar pad. OM's Truly. features a lumbar region support that comes from the entire polyback progressively flexing; thereby providing a firm, but still comfortable feeling.

LIVELY "WORKING SUPPORT" Truly.'s backrest is a single, continuous polymer membrane that continuously flexes, yet offers great working support for your tasking needs.

conference | boardroom | executive task

affirm series (AF)

fully cushioned backrest

features:

Fully upholstered and cushioned high-back

Begins @ \$575 armless / \$694 with KR-200 (AF408)

Flexible options ideal for task, executive, and conference environments

Contemporary, rectilinear design

Seat designed with extra waterfall curve and "sit-as-you-like" comfort



affirm series (AF)

fully cushioned backrest

conference | boardroom | executive task
Please see pages 159 - 173 for arm kits, casters and options
(i.e., over 30 arm rest options for a broad range of users/needs).

high-back

Model

AF408



300
POUNDS
CAPACITY

Description

Simple high back
Pneumatic lift
EZ back height adjustment
1-stage locking tilt
Synchronous seat/back tilt
Cushioned backrest
Seat depth adjustment
Dual-tone universal soft casters
Tension knob

Textile Grade-In

Grade 1 / C.O.M. \$575.00
Grade 2 / Grade-in A \$595.00
Grade 3 / Grade-in B \$615.00
Grade 4 / Grade-in C \$635.00
Grade 5 / Grade-in D \$655.00
Grade 6 / Grade-in E \$675.00
LG1 (Evita) / C.O.L. \$810.00
LG2 (Lena) \$835.00
LG3 (Vulcano) \$860.00

List

Specifications

Overall width 27"
Overall height 38" - 46.25"
Back 18.5" w x 21" h
Seat 19" w x 17.5-20.6" d
Seat height 17" - 22"
Travel range (ht.) 3" (back) / 5" (seat)
COM 1 yd.
Carton / FedEx wt 58 lbs / 101 lbs
Arms Group AR, 1 & 4
Warranty 12 year limited

Model

AF418



300
POUNDS
CAPACITY

Description

Management high back
Pneumatic lift
EZ back height adjustment
3-stage locking tilt
Synchronous seat/back tilt
Cushioned backrest
Seat depth adjustment
Dual-tone universal soft casters
Tension knob

Textile Grade-In

Grade 1 / C.O.M. \$639.00
Grade 2 / Grade-in A \$659.00
Grade 3 / Grade-in B \$679.00
Grade 4 / Grade-in C \$699.00
Grade 5 / Grade-in D \$719.00
Grade 6 / Grade-in E \$739.00
LG1 (Evita) / C.O.L. \$874.00
LG2 (Lena) \$899.00
LG3 (Vulcano) \$924.00

List

Specifications

Overall width 27"
Overall height 38" - 46.25"
Back 18.5" w x 21" h
Seat 19" w x 17.5-20.6" d
Seat height 17" - 22"
Travel range (ht.) 3" (back) / 5" (seat)
COM 1 yd.
Carton / FedEx wt 58 lbs / 101 lbs
Arms Group AR, 1 & 4
Warranty 12 year limited

Model

AF428



300
POUNDS
CAPACITY

Description

Executive high back
Pneumatic lift
EZ back height adjustment
5-stage locking tilt
Synchronous seat/back tilt
Cushioned backrest
Seat depth adjustment
Dual-tone universal soft casters
Independent back tilt
Side-mounted tension knob

Textile Grade-In

Grade 1 / C.O.M. \$770.00
Grade 2 / Grade-in A \$790.00
Grade 3 / Grade-in B \$810.00
Grade 4 / Grade-in C \$830.00
Grade 5 / Grade-in D \$850.00
Grade 6 / Grade-in E \$870.00
LG1 (Evita) / C.O.L. \$1,005.00
LG2 (Lena) \$1,030.00
LG3 (Vulcano) \$1,055.00

List

Specifications

Overall width 27"
Overall height 38" - 46.25"
Back 18.5" w x 21" h
Seat 19" w x 17.5-20" d
Seat height 17" - 22"
Travel range (ht.) 3" (back) / 5" (seat)
COM 1 yd.
Carton / FedEx wt 58 lbs / 101 lbs
Arms Group AR, 1 & 4
Warranty 12 year limited

Model

AF468



300
POUNDS
CAPACITY

Description

Self-weighing high back
Pneumatic lift
EZ back height adjustment
3-stage locking tilt
Synchronous seat/back tilt
Cushioned backrest
Seat depth adjustment
Dual-tone universal soft casters
Self-weighing seat/back tilt

Textile Grade-In

Grade 1 / C.O.M. \$639.00
Grade 2 / Grade-in A \$659.00
Grade 3 / Grade-in B \$679.00
Grade 4 / Grade-in C \$699.00
Grade 5 / Grade-in D \$719.00
Grade 6 / Grade-in E \$739.00
LG1 (Evita) / C.O.L. \$874.00
LG2 (Lena) \$899.00
LG3 (Vulcano) \$924.00

List

Specifications

Overall width 27"
Overall height 38" - 46.25"
Back 18.5" w x 21" h
Seat 19" w x 17.5-20.6" d
Seat height 17" - 22"
Travel range (ht.) 3" (back) / 5" (seat)
COM 1 yd.
Carton / FedEx wt 58 lbs / 101 lbs
Arms Group AR, 1 & 4
Warranty 12 year limited

Polished aluminum package default on AF428 only.

conference | boardroom | executive task

Please see pages 159 - 173 for arm kits, casters and options
(i.e., over 30 arm rest options for a broad range of users/needs).

affirm series (AF)

fully cushioned backrest

high-back

Model

AF478



300
POUNDS
CAPACITY

Description

Simple task high back
Pneumatic lift
EZ back height adjustment
Independent seat and back
angle adjustment
Seat depth adjustment
Dual-tone universal soft casters
Cushioned backrest

Textile Grade-In

Grade 1 / C.O.M. \$610.00
Grade 2 / Grade-in A \$630.00
Grade 3 / Grade-in B \$650.00
Grade 4 / Grade-in C \$670.00
Grade 5 / Grade-in D \$690.00
Grade 6 / Grade-in E \$710.00
LG1 (Evita) / C.O.L. \$845.00
LG2 (Lena) \$870.00
LG3 (Vulcano) \$895.00

List

Specifications

Overall width 27"
Overall height 38" - 46.25"
Back 18.5" w x 21" h
Seat 19" w x 17.5-20.6" d
Seat height 17" - 22"
Travel range (ht.) 3" (back) / 5" (seat)
COM 1 yd.
Carton / FedEx wt 58 lbs / 101 lbs
Arms Group AR, 1 & 4
Warranty 12 year limited

Model

AF488



300
POUNDS
CAPACITY

Description

Full multi-function high back
Pneumatic lift
Tilting backrest
EZ back height adjustment
Seat tilting
Seat depth adjustment
Dual-tone universal soft casters
Rocking tilt
Infinite forward tilting
Cushioned backrest
Tension knob

Textile Grade-In

Grade 1 / C.O.M. \$673.00
Grade 2 / Grade-in A \$693.00
Grade 3 / Grade-in B \$713.00
Grade 4 / Grade-in C \$733.00
Grade 5 / Grade-in D \$753.00
Grade 6 / Grade-in E \$773.00
LG1 (Evita) / C.O.L. \$908.00
LG2 (Lena) \$933.00
LG3 (Vulcano) \$958.00

List

Specifications

Overall width 27"
Overall height 38" - 46.25"
Back 18.5" w x 21" h
Seat 19" w x 17.5-20.6" d
Seat height 17" - 22"
Travel range (ht.) 3" (back) / 5" (seat)
COM 1 yd.
Carton / FedEx wt 58 lbs / 101 lbs
Arms Group AR, 1 & 4
Warranty 12 year limited

stools

Model

AF413



300
POUNDS
CAPACITY

Description

Stool function high back
Grande Spider Package
Pneumatic lift
EZ back height adjustment
Infinitely locking back tilt
Cushioned backrest
Seat depth adjustment
Dual-tone universal soft casters

Textile Grade-In

Grade 1 / C.O.M. \$612.00
Grade 2 / Grade-in A \$632.00
Grade 3 / Grade-in B \$652.00
Grade 4 / Grade-in C \$672.00
Grade 5 / Grade-in D \$692.00
Grade 6 / Grade-in E \$712.00
LG1 (Evita) / C.O.L. \$847.00
LG2 (Lena) \$872.00
LG3 (Vulcano) \$897.00

List

Specifications

Overall width 27"
Overall height 47.25" - 58.25"
Back 18.5" w x 21" h
Seat 19" w x 17.5-20.6" d
Seat height 25" - 33"
Travel range (ht.) 3" (back) / 8" (seat)
COM 1 yd.
Carton / FedEx wt 56 lbs / 101 lbs
Arms Group AR, 1 & 4
Warranty 12 year limited

Model

AF415



300
POUNDS
CAPACITY

Description

Stool function high back
Turn-lock footring
Pneumatic lift
EZ back height adjustment
Infinitely locking back tilt
Cushioned backrest
Seat depth adjustment
Carpet casters

Textile Grade-In

Grade 1 / C.O.M. \$726.00
Grade 2 / Grade-in A \$746.00
Grade 3 / Grade-in B \$766.00
Grade 4 / Grade-in C \$786.00
Grade 5 / Grade-in D \$806.00
Grade 6 / Grade-in E \$826.00
LG1 (Evita) / C.O.L. \$961.00
LG2 (Lena) \$986.00
LG3 (Vulcano) \$1,011.00

List

Specifications

Overall width 27"
Overall height 47.25" - 60.25"
Back 18.5" w x 21" h
Seat 19" w x 17.5-20.6" d
Seat height 25.5" - 35.5"
Travel range (ht.) 3" (back) / 10" (seat)
COM 1 yd.
Carton / FedEx wt 58 lbs / 101 lbs
Arms Group AR, 1 & 4
Warranty 12 year limited

affirm series (AF)

fully cushioned backrest

conference | boardroom | executive task
Please see pages 159 - 173 for arm kits, casters and options
(i.e., over 30 arm rest options for a broad range of users/needs).

side and nesting chairs

Model

AF411S



300
POUNDS
CAPACITY

Description

High back guest
Cushioned backrest
Cantilever sled base
Optional arms available

Textile Grade-In

Grade 1 / C.O.M. \$378.00
Grade 2 / Grade-in A \$398.00
Grade 3 / Grade-in B \$418.00
Grade 4 / Grade-in C \$438.00
Grade 5 / Grade-in D \$458.00
Grade 6 / Grade-in E \$478.00
LG1 (Evita) / C.O.L. \$613.00
LG2 (Lena) \$638.00
LG3 (Vulcano) \$663.00

List

Specifications

Overall width 21.75"
Overall height 38.5" (fixed)
Back 18.5" w x 20.5" h
Seat 19" w x 16.25" d
Seat height 17.5" (fixed)
COM 1 yd.
Carton weight 56 pounds
FedEx weight 101 pounds
Arms Group AR, 1 & 4
Warranty 12 year limited

Model

AF470N



300
POUNDS
CAPACITY

Description

Flip seat / nesting chair
Cushioned backrest
Fixed arm standard
Black Powdercoat frame (standard)
Silver Powdercoat frame (option)



No upcharge on Silver
frame option.
Add -SLR after model #

Textile Grade-In

Grade 1 / C.O.M. \$446.00
Grade 2 / Grade-in A \$466.00
Grade 3 / Grade-in B \$486.00
Grade 4 / Grade-in C \$506.00
Grade 5 / Grade-in D \$526.00
Grade 6 / Grade-in E \$546.00
LG1 (Evita) / C.O.L. \$681.00
LG2 (Lena) \$706.00
LG3 (Vulcano) \$731.00

List

Specifications

Overall width 24"
Overall height 38.25" (fixed)
Back 18.5" w x 21" h
Seat 18.5" w x 18.5" d
Seat height 18" (fixed)
COM 1 yd.
Carton weight 38 pounds
FedEx weight 85 pounds
Arms Included
Warranty 12 year limited

Ships with back detached.

Model

AF471N



300
POUNDS
CAPACITY

Description

Flip seat / nesting chair
Cushioned backrest
Armless
Black Powdercoat frame (standard)
Silver Powdercoat frame (option)



No upcharge on Silver
frame option.
Add -SLR after model #

Textile Grade-In

Grade 1 / C.O.M. \$440.00
Grade 2 / Grade-in A \$460.00
Grade 3 / Grade-in B \$480.00
Grade 4 / Grade-in C \$500.00
Grade 5 / Grade-in D \$520.00
Grade 6 / Grade-in E \$540.00
LG1 (Evita) / C.O.L. \$675.00
LG2 (Lena) \$700.00
LG3 (Vulcano) \$725.00

List

Specifications

Overall width 22.5"
Overall height 38.25" (fixed)
Back 18.5" w x 21" h
Seat 18.5" w x 18.5" d
Seat height 18" (fixed)
COM 1 yd.
Carton weight 38 pounds
FedEx weight 85 pounds
Arms none
Warranty 12 year limited

Ships with back detached.

conference | boardroom | executive task

affirm series (AF) mesh backrest

features:

Begins @ \$598 armless / \$717 with KR-200 (AF504)

Flexible options ideal for task, executive, and conference environments

Contemporary, "frameless", rectilinear design

Multiple mesh colors (two) and knitted backrest overlay (nine) options

Seat designed with extra waterfall curve and "sit-as-you-like" comfort



affirm series (AF)

mesh backrest

All AF5x4 models now come standard with the SEATAF-S (19"w).

conference | boardroom | executive task

Please see pages 159 - 173 for arm kits, casters and options (i.e., over 30 arm rest options for a broad range of users/needs).

average / mid back

Model

AF504



300
POUNDS
CAPACITY

Description

Simple mid-back
Pneumatic lift
EZ back height adjustment
1-stage locking tilt
Synchronous seat/back tilt
"Frameless" mesh back design
Seat depth adjustment
Dual-tone universal soft casters
Nightfall black mesh is default
Tension knob

Textile Grade-In

Grade 1 / C.O.M. \$598.00
Grade 2 / Grade-in A \$613.00
Grade 3 / Grade-in B \$628.00
Grade 4 / Grade-in C \$643.00
Grade 5 / Grade-in D \$658.00
Grade 6 / Grade-in E \$673.00
LG1 (Evita) / C.O.L. \$733.00
LG2 (Lena) \$748.00
LG3 (Vulcano) \$753.00

List

Specifications

Overall width 27"
Overall height 38.25" - 45.75"
Back 19.75" w x 20.5" h
Seat 19" w x 17.5-20.6" d
Seat height 17" - 22"
Travel range (ht.) 3" (back) / 5" (seat)
COM 1 yd.
Carton / FedEx wt 57 lbs / 101 lbs
Arms Group AR, 1 & 4
Warranty 12 year limited

Model

AF514



300
POUNDS
CAPACITY

Description

Management mid-back
Pneumatic lift
EZ back height adjustment
3-stage locking tilt
Synchronous seat/back tilt
"Frameless" mesh back design
Seat depth adjustment
Dual-tone universal soft casters
Nightfall black mesh is default
Tension knob

Textile Grade-In

Grade 1 / C.O.M. \$662.00
Grade 2 / Grade-in A \$677.00
Grade 3 / Grade-in B \$692.00
Grade 4 / Grade-in C \$707.00
Grade 5 / Grade-in D \$722.00
Grade 6 / Grade-in E \$737.00
LG1 (Evita) / C.O.L. \$797.00
LG2 (Lena) \$812.00
LG3 (Vulcano) \$817.00

List

Specifications

Overall width 27"
Overall height 38.25" - 45.75"
Back 19.75" w x 20.5" h
Seat 19" w x 17.5-20.6" d
Seat height 17" - 22"
Travel range (ht.) 3" (back) / 5" (seat)
COM 1 yd.
Carton / FedEx wt 57 lbs / 101 lbs
Arms Group AR, 1 & 4
Warranty 12 year limited

Model

AF524



300
POUNDS
CAPACITY

Description

Executive mid-back
Pneumatic lift
EZ back height adjustment
5-stage locking tilt
Synchronous seat/back tilt
"Frameless" mesh back design
Seat depth adjustment
Dual-tone universal soft casters
Independent back tilt
Side-mounted tension knob
Nightfall black mesh is default

Textile Grade-In

Grade 1 / C.O.M. \$794.00
Grade 2 / Grade-in A \$809.00
Grade 3 / Grade-in B \$824.00
Grade 4 / Grade-in C \$839.00
Grade 5 / Grade-in D \$854.00
Grade 6 / Grade-in E \$869.00
LG1 (Evita) / C.O.L. \$929.00
LG2 (Lena) \$944.00
LG3 (Vulcano) \$949.00

List

Specifications

Overall width 27"
Overall height 38.25" - 45.75"
Back 19.75" w x 20.5" h
Seat 19" w x 17.5-20" d
Seat height 17" - 22"
Travel range (ht.) 3" (back) / 5" (seat)
COM 1 yd.
Carton / FedEx wt 57 lbs / 101 lbs
Arms Group AR, 1 & 4
Warranty 12 year limited

Model

AF564



300
POUNDS
CAPACITY

Description

Self-weighting mid-back
Pneumatic lift
EZ back height adjustment
3-stage locking tilt
Synchronous seat/back tilt
"Frameless" mesh back design
Seat depth adjustment
Dual-tone universal soft casters
Self-weighting seat/back tilt
Nightfall black mesh is default

Textile Grade-In

Grade 1 / C.O.M. \$662.00
Grade 2 / Grade-in A \$677.00
Grade 3 / Grade-in B \$692.00
Grade 4 / Grade-in C \$707.00
Grade 5 / Grade-in D \$722.00
Grade 6 / Grade-in E \$737.00
LG1 (Evita) / C.O.L. \$797.00
LG2 (Lena) \$812.00
LG3 (Vulcano) \$817.00

List

Specifications

Overall width 27"
Overall height 38.25" - 45.75"
Back 19.75" w x 20.5" h
Seat 19" w x 17.5-20.6" d
Seat height 17" - 22"
Travel range (ht.) 3" (back) / 5" (seat)
COM 1 yd.
Carton / FedEx wt 57 lbs / 101 lbs
Arms Group AR, 1 & 4
Warranty 12 year limited

Polished aluminum package default on AF528 & AF529 only. Neighborhood back upholstery optional.

All AF5x4 models now come standard with the SEATAF-S (19" w).

conference | boardroom | executive task

Please see pages 159 - 173 for arm kits, casters and options (i.e., over 30 arm rest options for a broad range of users/needs).

affirm series (AF)

mesh backrest

average / mid back

Model

AF574



300
POUNDS
CAPACITY

Description

Simple task mid-back

Pneumatic lift

EZ back height adjustment

Independent seat and back angle adjustment

Seat depth adjustment

Dual-tone universal soft casters

Nightfall black mesh is default

Textile Grade-In

Grade 1 / C.O.M.

Grade 2 / Grade-in A

Grade 3 / Grade-in B

Grade 4 / Grade-in C

Grade 5 / Grade-in D

Grade 6 / Grade-in E

LG1 (Evita) / C.O.L.

LG2 (Lena)

LG3 (Vulcano)

List

\$687.00

\$702.00

\$717.00

\$732.00

\$747.00

\$762.00

\$822.00

\$837.00

\$842.00

Specifications

Overall width 27"

Overall height 38.25" - 45.75"

Back 19.75" w x 20.5" h

Seat 19" w x 17.5-20.6" d

Seat height 17" - 22"

Travel range (ht.) 3" (back) / 5" (seat)

COM 1 yd.

Carton / FedEx wt 57 lbs / 101 lbs

Arms Group AR, 1 & 4

Warranty 12 year limited

Model

AF584



300
POUNDS
CAPACITY

Description

Full multi-function mid-back

Pneumatic lift

Tilting backrest

EZ back height adjustment

Seat tilting

Seat depth adjustment

Dual-tone universal soft casters

Rocking tilt

Infinite forward tilting

Nightfall black mesh is default

Tension knob

Textile Grade-In

Grade 1 / C.O.M.

Grade 2 / Grade-in A

Grade 3 / Grade-in B

Grade 4 / Grade-in C

Grade 5 / Grade-in D

Grade 6 / Grade-in E

LG1 (Evita) / C.O.L.

LG2 (Lena)

LG3 (Vulcano)

List

\$737.00

\$752.00

\$767.00

\$782.00

\$797.00

\$812.00

\$872.00

\$887.00

\$892.00

Specifications

Overall width 27"

Overall height 38.25" - 45.75"

Back 19.75" w x 20.5" h

Seat 19" w x 17.5-20.6" d

Seat height 17" - 22"

Travel range (ht.) 3" (back) / 5" (seat)

COM 1 yd.

Carton / FedEx wt 57 lbs / 101 lbs

Arms Group AR, 1 & 4

Warranty 12 year limited

Neighborhood back upholstery optional.

affirm series (AF)

mesh backrest

conference | boardroom | executive task

Please see pages 159 - 173 for arm kits, casters and options (i.e., over 30 arm rest options for a broad range of users/needs).

high back

Model

AF508



Description

Simple high back
Pneumatic lift
EZ back height adjustment
1-stage locking tilt
Synchronous seat/back tilt
"Frameless" mesh back design
Seat depth adjustment
Dual-tone universal soft casters
Nightfall black mesh is default
Tension knob

Textile Grade-In

Grade 1 / C.O.M. \$637.00
Grade 2 / Grade-in A \$652.00
Grade 3 / Grade-in B \$667.00
Grade 4 / Grade-in C \$682.00
Grade 5 / Grade-in D \$697.00
Grade 6 / Grade-in E \$712.00
LG1 (Evita) / C.O.L. \$772.00
LG2 (Lena) \$787.00
LG3 (Vulcano) \$792.00

List

Specifications

Overall width 27"
Overall height 41.5" - 49"
Back 21" w x 24" h
Seat 20.5" w x 17.5-20.6" d
Seat height 17" - 22"
Travel range (ht.) 3" (back) / 5" (seat)
COM 1 yd.
Carton / FedEx wt 58 lbs / 101 lbs
Arms Group AR, 1 & 4
Warranty 12 year limited

Model

AF518



Description

Management high back
Pneumatic lift
EZ back height adjustment
3-stage locking tilt
Synchronous seat/back tilt
"Frameless" mesh back design
Seat depth adjustment
Dual-tone universal soft casters
Nightfall black mesh is default
Tension knob

Textile Grade-In

Grade 1 / C.O.M. \$701.00
Grade 2 / Grade-in A \$716.00
Grade 3 / Grade-in B \$731.00
Grade 4 / Grade-in C \$746.00
Grade 5 / Grade-in D \$761.00
Grade 6 / Grade-in E \$776.00
LG1 (Evita) / C.O.L. \$836.00
LG2 (Lena) \$851.00
LG3 (Vulcano) \$856.00

List

Specifications

Overall width 27"
Overall height 41.5" - 49"
Back 21" w x 24" h
Seat 20.5" w x 17.5-20.6" d
Seat height 17" - 22"
Travel range (ht.) 3" (back) / 5" (seat)
COM 1 yd.
Carton / FedEx wt 58 lbs / 101 lbs
Arms Group AR, 1 & 4
Warranty 12 year limited

Model

AF528



Description

Executive high back
Pneumatic lift
EZ back height adjustment
5-stage locking tilt
Synchronous seat/back tilt
"Frameless" mesh back design
Seat depth adjustment
Dual-tone universal soft casters
Independent back tilt
Side-mounted tension knob
Nightfall black mesh is default

Textile Grade-In

Grade 1 / C.O.M. \$836.00
Grade 2 / Grade-in A \$851.00
Grade 3 / Grade-in B \$866.00
Grade 4 / Grade-in C \$881.00
Grade 5 / Grade-in D \$896.00
Grade 6 / Grade-in E \$911.00
LG1 (Evita) / C.O.L. \$971.00
LG2 (Lena) \$986.00
LG3 (Vulcano) \$991.00

List

Specifications

Overall width 27"
Overall height 41.5" - 49"
Back 21" w x 24" h
Seat 20.5" w x 17.5-20" d
Seat height 17" - 22"
Travel range (ht.) 3" (back) / 5" (seat)
COM 1 yd.
Carton / FedEx wt 58 lbs / 101 lbs
Arms Group AR, 1 & 4
Warranty 12 year limited

Model

AF568



Description

Self-weighting high back
Pneumatic lift
EZ back height adjustment
3-stage locking tilt
Synchronous seat/back tilt
"Frameless" mesh back design
Seat depth adjustment
Dual-tone universal soft casters
Self-weighting seat/back tilt
Nightfall black mesh is default

Textile Grade-In

Grade 1 / C.O.M. \$701.00
Grade 2 / Grade-in A \$716.00
Grade 3 / Grade-in B \$731.00
Grade 4 / Grade-in C \$746.00
Grade 5 / Grade-in D \$761.00
Grade 6 / Grade-in E \$776.00
LG1 (Evita) / C.O.L. \$836.00
LG2 (Lena) \$851.00
LG3 (Vulcano) \$856.00

List

Specifications

Overall width 27"
Overall height 41.5" - 49"
Back 21" w x 24" h
Seat 20.5" w x 17.5-20.6" d
Seat height 17" - 22"
Travel range (ht.) 3" (back) / 5" (seat)
COM 1 yd.
Carton / FedEx wt 58 lbs / 101 lbs
Arms Group AR, 1 & 4
Warranty 12 year limited

Polished aluminum package default on AF528 & AF529 only. Neighborhood back upholstery optional.

Above weights do not include optional arm kits. ; FedEx weight is calculated using FedEx dimensional standards to determine billable weight. ; Pricing and specifications subject to change without notification.

conference | boardroom | executive task

Please see pages 159 - 173 for arm kits, casters and options
(i.e., over 30 arm rest options for a broad range of users/needs).

affirm series (AF)

mesh backrest

high back

Model

AF578



Description

Simple task highback

Pneumatic lift
EZ back height adjustment
Independent seat and back
angle adjustment
Seat depth adjustment
Dual-tone universal soft casters
Nightfall black mesh is default

Textile Grade-In

Grade 1 / C.O.M. \$726.00
Grade 2 / Grade-in A \$741.00
Grade 3 / Grade-in B \$756.00
Grade 4 / Grade-in C \$771.00
Grade 5 / Grade-in D \$786.00
Grade 6 / Grade-in E \$801.00
LG1 (Evita) / C.O.L. \$861.00
LG2 (Lena) \$876.00
LG3 (Vulcano) \$881.00

List

Specifications

Overall width 27"
Overall height 41.5" - 49"
Back 21" w x 24" h
Seat 20.5" w x 17.5-20.6" d
Seat height 17" - 22"
Travel range (ht.) 3" (back) / 5" (seat)
COM 1 yd.
Carton / FedEx wt 58 lbs / 101 lbs
Arms Group AR, 1 & 4
Warranty 12 year limited

Model

AF588



Description

Full multi-function high back

Pneumatic lift
Tilting backrest
EZ back height adjustment
Seat tilting
Seat depth adjustment
Dual-tone universal soft casters
Rocking tilt
Infinite forward tilting
Nightfall black mesh is default
Tension knob

Textile Grade-In

Grade 1 / C.O.M. \$776.00
Grade 2 / Grade-in A \$791.00
Grade 3 / Grade-in B \$806.00
Grade 4 / Grade-in C \$821.00
Grade 5 / Grade-in D \$836.00
Grade 6 / Grade-in E \$851.00
LG1 (Evita) / C.O.L. \$911.00
LG2 (Lena) \$926.00
LG3 (Vulcano) \$931.00

List

Specifications

Overall width 27"
Overall height 41.5" - 49"
Back 21" w x 24" h
Seat 20.5" w x 17.5-20.6" d
Seat height 17" - 22"
Travel range (ht.) 3" (back) / 5" (seat)
COM 1 yd.
Carton / FedEx wt 58 lbs / 101 lbs
Arms Group AR, 1 & 4
Warranty 12 year limited

Neighborhood back upholstery optional.

affirm series (AF)

mesh backrest

conference | boardroom | executive task

Please see pages 159 - 173 for arm kits, casters and options (i.e., over 30 arm rest options for a broad range of users/needs).

high back with headrest

Model

AF509



300
POUNDS
CAPACITY

Description

Simple high back & mesh headrest*
Pneumatic lift
EZ back height adjustment
1-stage locking tilt
Synchronous seat/back tilt
"Frameless" mesh back design
Seat depth adjustment
Dual-tone universal soft casters
Nightfall black mesh is default
Tension knob

Textile Grade-In

Grade 1 / C.O.M. \$732.00
Grade 2 / Grade-in A \$747.00
Grade 3 / Grade-in B \$762.00
Grade 4 / Grade-in C \$777.00
Grade 5 / Grade-in D \$792.00
Grade 6 / Grade-in E \$807.00
LG1 (Evita) / C.O.L. \$867.00
LG2 (Lena) \$882.00
LG3 (Vulcano) \$887.00

List

Specifications

Overall width 27"
Overall height 47" - 58"
Back 21" w x 24" h
Seat 20.5" w x 17.5-20.6" d
Seat height 17" - 22"
Travel range (ht.) 3" (back) / 5" (seat)
COM 1 yd.
Carton / FedEx wt 59 lbs / 101 lbs
Arms Group AR, 1 & 4
Warranty 12 year limited

Model

AF519



300
POUNDS
CAPACITY

Description

Management high back & mesh headrest*
Pneumatic lift
EZ back height adjustment
3-stage locking tilt
Synchronous seat/back tilt
"Frameless" mesh back design
Seat depth adjustment
Dual-tone universal soft casters
Nightfall black mesh is default
Tension knob

Textile Grade-In

Grade 1 / C.O.M. \$796.00
Grade 2 / Grade-in A \$811.00
Grade 3 / Grade-in B \$826.00
Grade 4 / Grade-in C \$841.00
Grade 5 / Grade-in D \$856.00
Grade 6 / Grade-in E \$871.00
LG1 (Evita) / C.O.L. \$931.00
LG2 (Lena) \$946.00
LG3 (Vulcano) \$951.00

List

Specifications

Overall width 27"
Overall height 47" - 58"
Back 21" w x 24" h
Seat 20.5" w x 17.5-20.6" d
Seat height 17" - 22"
Travel range (ht.) 3" (back) / 5" (seat)
COM 1 yd.
Carton / FedEx wt 59 lbs / 101 lbs
Arms Group AR, 1 & 4
Warranty 12 year limited

Model

AF529



300
POUNDS
CAPACITY

Description

Executive high back & mesh headrest*
Pneumatic lift
EZ back height adjustment
5-stage locking tilt
Synchronous seat/back tilt
"Frameless" mesh back design
Seat depth adjustment
Dual-tone universal soft casters
Independent back tilt
Side-mounted tension knob
Nightfall black mesh is default

Textile Grade-In

Grade 1 / C.O.M. \$931.00
Grade 2 / Grade-in A \$946.00
Grade 3 / Grade-in B \$961.00
Grade 4 / Grade-in C \$976.00
Grade 5 / Grade-in D \$991.00
Grade 6 / Grade-in E \$1,006.00
LG1 (Evita) / C.O.L. \$1,066.00
LG2 (Lena) \$1,081.00
LG3 (Vulcano) \$1,086.00

List

Specifications

Overall width 27"
Overall height 47" - 58"
Back 21" w x 24" h
Seat 20.5" w x 17.5-20" d
Seat height 17" - 22"
Travel range (ht.) 3" (back) / 5" (seat)
COM 1 yd.
Carton / FedEx wt 59 lbs / 101 lbs
Arms Group AR, 1 & 4
Warranty 12 year limited

Model

AF569



300
POUNDS
CAPACITY

Description

Executive high back & mesh headrest*
Pneumatic lift
EZ back height adjustment
3-stage locking tilt
Synchronous seat/back tilt
"Frameless" mesh back design
Seat depth adjustment
Dual-tone universal soft casters
Self-weighing seat/back tilt
Nightfall black mesh is default

Textile Grade-In

Grade 1 / C.O.M. \$796.00
Grade 2 / Grade-in A \$811.00
Grade 3 / Grade-in B \$826.00
Grade 4 / Grade-in C \$841.00
Grade 5 / Grade-in D \$856.00
Grade 6 / Grade-in E \$871.00
LG1 (Evita) / C.O.L. \$931.00
LG2 (Lena) \$946.00
LG3 (Vulcano) \$951.00

List

Specifications

Overall width 27"
Overall height 47" - 58"
Back 21" w x 24" h
Seat 20.5" w x 17.5-20.6" d
Seat height 17" - 22"
Travel range (ht.) 3" (back) / 5" (seat)
COM 1 yd.
Carton / FedEx wt 59 lbs / 101 lbs
Arms Group AR, 1 & 4
Warranty 12 year limited

* Default headrest for Affirm models is all mesh. For more headrest options, refer to Affirm's Common Options page 20.

Polished aluminum package default on AF528 & AF529 only. Neighborhood back upholstery optional.

Above weights do not include optional arm kits. ; FedEx weight is calculated using FedEx dimensional standards to determine billable weight. ; Pricing and specifications subject to change without notification.

conference | boardroom | executive task

Please see pages 159 - 173 for arm kits, casters and options
(i.e., over 30 arm rest options for a broad range of users/needs).

affirm series (AF)

mesh backrest

high back with headrest

Model

AF579



300
POUNDS
CAPACITY

Description

Simple task high back & mesh headrest*

Pneumatic lift
EZ back height adjustment
Independent seat and back angle adjustment
Seat depth adjustment
Dual-tone universal soft casters
Nightfall black mesh is default

Textile Grade-In

Grade 1 / C.O.M. \$822.00
Grade 2 / Grade-in A \$837.00
Grade 3 / Grade-in B \$852.00
Grade 4 / Grade-in C \$867.00
Grade 5 / Grade-in D \$882.00
Grade 6 / Grade-in E \$897.00
LG1 (Evita) / C.O.L. \$957.00
LG2 (Lena) \$972.00
LG3 (Vulcano) \$977.00

List

Specifications

Overall width 27"
Overall height 47" - 58"
Back 21" w x 24" h
Seat 20.5" w x 17.5-20.6" d
Seat height 17" - 22"
Travel range (ht.) 3" (back) / 5" (seat)
COM 1 yd.
Carton / FedEx wt 59 lbs / 101 lbs
Arms Group AR, 1 & 4
Warranty 12 year limited

Model

AF589



300
POUNDS
CAPACITY

Description

Full multi-function high back & mesh headrest*

Pneumatic lift
Tilting backrest
EZ back height adjustment
Seat tilting
Seat depth adjustment
Dual-tone universal soft casters
Rocking tilt
Infinite forward tilting
Nightfall black mesh is default

Textile Grade-In

Grade 1 / C.O.M. \$872.00
Grade 2 / Grade-in A \$887.00
Grade 3 / Grade-in B \$902.00
Grade 4 / Grade-in C \$917.00
Grade 5 / Grade-in D \$932.00
Grade 6 / Grade-in E \$947.00
LG1 (Evita) / C.O.L. \$1,007.00
LG2 (Lena) \$1,022.00
LG3 (Vulcano) \$1,027.00

List

Specifications

Overall width 27"
Overall height 47" - 58"
Back 21" w x 24" h
Seat 20.5" w x 17.5-20.6" d
Seat height 17" - 22"
Travel range (ht.) 3" (back) / 5" (seat)
COM 1 yd.
Carton / FedEx wt 59 lbs / 101 lbs
Arms Group AR, 1 & 4
Warranty 12 year limited

large / xtra tall

Option

AFYM



FedEx
oversize

300
POUNDS
CAPACITY

Description

Full multi-function high back & deep seat

Pneumatic lift
EZ back height adjustment
Tilting backrest
Rocking tilt
Forward tilting
Tension knob
Seat depth adjustment
Infinite forward tilting
Nightfall black mesh is default
Dual-tone universal soft casters

Textile Grade-In

Grade 1 / C.O.M. \$1,252.00
Grade 2 / Grade-in A \$1,267.00
Grade 3 / Grade-in B \$1,282.00
Grade 4 / Grade-in C \$1,297.00
Grade 5 / Grade-in D \$1,312.00
Grade 6 / Grade-in E \$1,327.00
LG1 (Evita) / C.O.L. \$1,412.00
LG2 (Lena) \$1,427.00
LG3 (Vulcano) \$1,437.00

List

Specifications

Overall width 28"
Overall height 44" - 53"
Back 21" w x 24" h
Seat 23.5" w x 20.5-23.6" d
Seat height 19" - 25"
Travel range (ht.) 3" (back) / 6" (seat)
COM 1 yd.
Carton / FedEx wt 61 lbs / 195 lbs
Arms Group 1 & 4
Warranty 12 year limited

option

Model -LX



Description

Luxury stitched mesh back overlay option (-LX)
Executive option for Affirm high back & headrest models only
Available in leather or OM in-stock (G3 leather-like material)

Textile Grade-In

Grade 3 / Cinema / Illusion + \$75.00
LG1 (Evita) / C.O.L. + \$160.00
LG2 (Lena) + \$175.00
LG3 (Vulcano) + \$190.00

List

* Default mesh headrest. For more headrest options, refer to Affirm's Common Options page 20.

Polished aluminum package default on AF528 & AF529 only. Neighborhood back upholstery optional.

affirm series (AF)

mesh backrest

All AF513 models now come standard with the SEATAF-S (19"w).

conference | boardroom | executive task

Please see pages 159 - 173 for arm kits, casters and options (i.e., over 30 arm rest options for a broad range of users/needs).

stools

Model	Description	Stool	Textile Grade-In	List	Specifications
AF513	<i>Simple mid-back stool</i>		Grade 1 / C.O.M.	\$700.00	Overall width 27"
	<i>Grande Spider Package</i>		Grade 2 / Grade-in A	\$715.00	Overall height 46" - 57"
	Pneumatic lift		Grade 3 / Grade-in B	\$730.00	Back 19.75" w x 20.5" h
	EZ back height adjustment		Grade 4 / Grade-in C	\$745.00	Seat 19" w x 17.5-20.6" d
	Infinitely locking back tilt		Grade 5 / Grade-in D	\$760.00	Seat height 25" - 33"
	"Frameless" mesh back design		Grade 6 / Grade-in E	\$775.00	Travel range (ht.) 3" (back) / 8" (seat)
	Seat depth adjustment		LG1 (Evita) / C.O.L.	\$835.00	COM 1 yd.
	Dual-tone universal soft casters		LG2 (Lena)	\$850.00	Carton / FedEx wt 56 lbs / 101 lbs
	Nightfall black mesh is default		LG3 (Vulcano)	\$855.00	Arms Group AR, 1 & 4
					Warranty 12 year limited



Model	Description	Stool	Textile Grade-In	List	Specifications
AF515	<i>Simple mid-back stool</i>		Grade 1 / C.O.M.	\$814.00	Overall width 27"
	<i>Turn-lock footring</i>		Grade 2 / Grade-in A	\$829.00	Overall height 46" - 59"
	Pneumatic lift		Grade 3 / Grade-in B	\$844.00	Back 19.75" w x 20.5" h
	EZ back height adjustment		Grade 4 / Grade-in C	\$859.00	Seat 19" w x 17.5-20.6" d
	Infinitely locking back tilt		Grade 5 / Grade-in D	\$874.00	Seat height 25.5" - 35.5"
	"Frameless" mesh back design		Grade 6 / Grade-in E	\$889.00	Travel range (ht.) 3" (back) / 10" (seat)
	Seat depth adjustment		LG1 (Evita) / C.O.L.	\$949.00	COM 1 yd.
	Carpet casters		LG2 (Lena)	\$964.00	Carton / FedEx wt 58 lbs / 101 lbs
	Nightfall black mesh is default		LG3 (Vulcano)	\$969.00	Arms Group AR, 1 & 4
					Warranty 12 year limited



side / nesting chairs

Model	Description	Guest	Textile Grade-In	List	Specifications
AF511S	<i>Mid-back guest</i>		Grade 1 / C.O.M.	\$399.00	Overall width 24"
	"Frameless" mesh back design		Grade 2 / Grade-in A	\$414.00	Overall height 40" (fixed)
	Cantilever sled base		Grade 3 / Grade-in B	\$429.00	Back 19.75" w x 20.5" h
	Nightfall black mesh is default		Grade 4 / Grade-in C	\$444.00	Seat 19" w x 17.5" d
	Optional arms available		Grade 5 / Grade-in D	\$459.00	Seat height 18" (fixed)
			Grade 6 / Grade-in E	\$474.00	COM 1 yd.
			LG1 (Evita) / C.O.L.	\$534.00	Carton weight 56 pounds
			LG2 (Lena)	\$549.00	FedEx weight 101 pounds
			LG3 (Vulcano)	\$554.00	Arms Group AR, 1 & 4
					Warranty 12 year limited



Model	Description	Guest	Textile Grade-In	List	Specifications
AF516S	<i>High back guest</i>		Grade 1 / C.O.M.	\$441.00	Overall width 25"
	"Frameless" mesh back design		Grade 2 / Grade-in A	\$456.00	Overall height 42.5" (fixed)
	Cantilever sled base		Grade 3 / Grade-in B	\$471.00	Back 21" w x 24" h
	Nightfall black mesh is default		Grade 4 / Grade-in C	\$486.00	Seat 20.5" w x 18.5" d
	Optional arms available		Grade 5 / Grade-in D	\$501.00	Seat height 18" (fixed)
			Grade 6 / Grade-in E	\$516.00	COM 1 yd.
			LG1 (Evita) / C.O.L.	\$576.00	Carton weight 57 pounds
			LG2 (Lena)	\$591.00	FedEx weight 101 pounds
			LG3 (Vulcano)	\$596.00	Arms Group AR, 1 & 4
					Warranty 12 year limited



Polished aluminum package default on AF528 & AF529 only. Neighborhood back upholstery optional.

conference | boardroom | executive task

Please see pages 159 - 173 for arm kits, casters and options
(i.e., over 30 arm rest options for a broad range of users/needs).

affirm series (AF)

mesh backrest

side / nesting chairs

NEW

Model

AF570N

Description

Mid-back guest
"Frameless" mesh back design
Fixed arm standard
Black Powdercoat frame (standard)
Silver Powdercoat frame (option)



300
POUNDS
CAPACITY



No upcharge on Silver
frame option.
Add -SLR after model #

Textile Grade-In

Grade 1 / C.O.M.	\$465.00
Grade 2 / Grade-in A	\$480.00
Grade 3 / Grade-in B	\$495.00
Grade 4 / Grade-in C	\$510.00
Grade 5 / Grade-in D	\$525.00
Grade 6 / Grade-in E	\$540.00
LG1 (Evita) / C.O.L.	\$600.00
LG2 (Lena)	\$615.00
LG3 (Vulcano)	\$620.00

Ships with back detached.

List

Specifications

Overall width	24"
Overall height	37.75" (fixed)
Back	19.75" w x 20.5" h
Seat	18.5" w x 18.5" d
Seat height	18" (fixed)
COM	1 yd.
Carton weight	38 pounds
FedEx weight	85 pounds
Arms	Included
Warranty	12 year limited

NEW

Model

AF571N

Description

Mid-back guest
"Frameless" mesh back design
Black Powdercoat frame (standard)
Silver Powdercoat frame (option)



300
POUNDS
CAPACITY



No upcharge on Silver
frame option.
Add -SLR after model #

Textile Grade-In

Grade 1 / C.O.M.	\$459.00
Grade 2 / Grade-in A	\$474.00
Grade 3 / Grade-in B	\$489.00
Grade 4 / Grade-in C	\$504.00
Grade 5 / Grade-in D	\$519.00
Grade 6 / Grade-in E	\$534.00
LG1 (Evita) / C.O.L.	\$594.00
LG2 (Lena)	\$609.00
LG3 (Vulcano)	\$614.00

Ships with back detached.

List

Specifications

Overall width	22.5"
Overall height	37.75" (fixed)
Back	19.75" w x 20.5" h
Seat	18.5" w x 18.5" d
Seat height	18" (fixed)
COM	1 yd.
Carton weight	38 pounds
FedEx weight	85 pounds
Arms	none
Warranty	12 year limited

affirm series (AF)

mesh backrest

conference | boardroom | executive task

Please see pages 159 - 173 for arm kits, casters and options (i.e., over 30 arm rest options for a broad range of users/needs).

common options

Common Options for AF Series*

Arms kits



AR-11 (Fixed Arm) - list: 60.00
Fixed height and width cantilever arm for Affirm Collection and Truly® chairs (only).

12-year limited warranty.

PHASING OUT



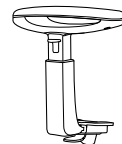
AR-81 (1D Motion) - list: 199.00
Width adjustable, fixed height polished aluminum loop top arm

For specs and warranty, see page 161.



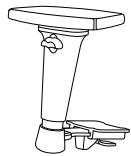
JR-39 (2D Motion) - list: 132.00
Height and width adjustable forward slanting T-arms with soft touch width adjustment trigger.

For specs. and warranty, see page 163.



AR-485 (3D Motion) - list: 349.00
Height and width adjustable polished aluminum loop top arms with pivoting motion.

For specs and warranty, see page 164.



JR-69 (4D Motion) - list: 196.00
Height and width adjustable, forward slanting T-arms with soft touch width adjustment trigger, lockable arm top, fore-aft, side-side, outward pivoting arm top (RP-65)


For specs and warranty, see page 164.



KR-465 (4D Motion) - list: 195.00
Height and width adjustable removable T-arms with lockable arm top, fore-aft, side-side, pivoting arm top (RP-65)

For specs and warranty, see page 165.

Options



Mesh Color Option - no charge
Choose between Nightfall Black (default) or Starlight Silver

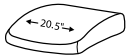


"Neighborhood Collection" Backrest Upholstery - list: 68.00
A breathable, knit overlay with 9 lively color choices. Please refer to the OM5 + Affirm Backrest Upholstery card.

Note: Neighborhood Collection fabric is not suitable for seat fabrics

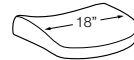


SEATAF-S* (small Affirm seat) - list: no upcharge
19"w, standard on AF511S, AF513, AF515, AF4xy, and AF5x4 models.



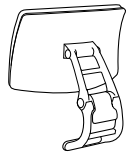
SEATAF-L* (large Affirm seat) - list: no upcharge
20.5"w, standard on "AF516S, AF5x8, and AF5x9 models.

*excludes nesting models

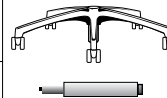


SEATTY-P* (petite Truly. seat)
list: 30.00 upcharge
18"w x 16.5-19.6"d. Please note seat shape will be different from Affirm style seat.

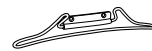
*excludes nesting models



Deluxe 3D Headrest - list: 119.00
3-way adjustable headrest with 2 pivot points and an upholstered head/neck-rest pad that slides to accommodate different height users. Available on AF5x9 models only.
Note: Coat Rack and Headrest combination available with this headrest only.



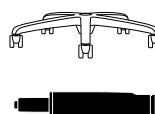
Polished Aluminum Base & 5" Chrome Cylinder Package
list: 88.00
(Default on AF528 and AF529)



Coat Rack - list: 105.00
Black powdercoated, wire rod coat hanger with collar support. Available on high back mesh AF5x8 / AF5x9 models only.
Note: Coat Rack and Headrest combination available with Deluxe 3D Headrest only.



XSPKG-B Petite Black Base Package & 4" HD Cylinder - list: \$55.56
Note: This package changes to 4" cylinder, PT78 base, and Truly. -BUS casters to achieve new lower seat height (15.5" - 19.5"). Cylinder base package will differ from look of standard AF standard base and casters.



XSPKG-S Petite Silver Base Package & 4" Cylinder - list: \$85.56
Note: This package changes to 4" cylinder, MX84 base, and Truly. -BUS casters to achieve new lower seat height (15.5" - 19.5"). Cylinder base package will differ from look of standard AF standard base and casters.

* See pages 159-173 for a complete listing of all available arm, cylinder, caster, and other ergonomic options.

* Not all options may be applicable to a given model. Check with OM for compatibility details.

* Arms not available on AF470N, AF471N, AF570N and AF571N.

features:

Begins @ \$257 armless / \$320 with BR-5 (BC42)

BC4x – smaller scale “student” and simple task chairs

BC8x – well-proportioned “budget management” chairs

BC9x – traditional design “budget executive” chairs

No-nonsense, practical design fits almost any budget

Long-lasting & proven contract quality “budget chairs”



bc series (bc)

schools & education

Please see page 26 for relevant arm kit and cylinder options. See page 170 and 173 for other options.

budget series

Model

BC42



Description

Pneumatic lift
Pivot backrest
Back height adjustment
Back depth adjustment

Textile Grade-In

Grade 1 / C.O.M. \$257.00
Grade 2 / Grade-in A \$272.00
Grade 3 / Grade-in B \$287.00
Grade 4 / Grade-in C \$302.00
Grade 5 / Grade-in D \$317.00
Grade 6 / Grade-in E \$332.00

List

Specifications

Overall width 25"
Overall height 33" - 41"
Back 17" w x 15" h
Seat 18" w x 18" d
Seat height 16" - 21"
Travel range (ht.) 3" (back) / 5" (seat)
COM 1 yd.
Carton / FedEx wt 30 lbs / 36 lbs
Arms Group BC
Warranty 7 year limited

Model

BC44



Description

Pneumatic lift
Pivot backrest
Back height adjustment
Tilting backrest
Tilting seat

Textile Grade-In

Grade 1 / C.O.M. \$308.00
Grade 2 / Grade-in A \$323.00
Grade 3 / Grade-in B \$338.00
Grade 4 / Grade-in C \$353.00
Grade 5 / Grade-in D \$368.00
Grade 6 / Grade-in E \$383.00

List

Specifications

Overall width 25"
Overall height 33" - 41"
Back 17" w x 15" h
Seat 18" w x 18" d
Seat height 16" - 21"
Travel range (ht.) 3" (back) / 5" (seat)
COM 1 yd.
Carton / FedEx wt 34 lbs / 36 lbs
Arms Group BC
Warranty 7 year limited

Model

BC46



Description

Pneumatic lift
Pivot backrest
Back height adjustment
Back depth adjustment

Textile Grade-In

Grade 1 / C.O.M. \$294.00
Grade 2 / Grade-in A \$309.00
Grade 3 / Grade-in B \$324.00
Grade 4 / Grade-in C \$339.00
Grade 5 / Grade-in D \$354.00
Grade 6 / Grade-in E \$369.00

List

Specifications

Overall width 25"
Overall height 35" - 43"
Back 19" w x 17.5" h
Seat 19" w x 19" d
Seat height 16" - 21"
Travel range (ht.) 3" (back) / 5" (seat)
COM 1 yd.
Carton / FedEx wt 35 lbs / 36 lbs
Arms Group BC
Warranty 7 year limited

Model

BC48



Description

Pneumatic lift
Pivot backrest
Back height adjustment
Tilting backrest
Tilting seat

Textile Grade-In

Grade 1 / C.O.M. \$353.00
Grade 2 / Grade-in A \$368.00
Grade 3 / Grade-in B \$383.00
Grade 4 / Grade-in C \$398.00
Grade 5 / Grade-in D \$413.00
Grade 6 / Grade-in E \$428.00

List

Specifications

Overall width 25"
Overall height 35" - 43"
Back 19" w x 17.5" h
Seat 19" w x 19" d
Seat height 16" - 21"
Travel range (ht.) 3" (back) / 5" (seat)
COM 1 yd.
Carton / FedEx wt 40 lbs / 42 lbs
Arms Group BC
Warranty 7 year limited

Note: Most BC chairs ship K.D. For pre-assembly options contact OM for pricing and details.

Please see page 26 for relevant arm kit and cylinder options. See page 170 and 173 for other options.

Model

BC85

**Description**

Pneumatic lift
Synchronous seat/back tilt
Tilt lock at upright only
Tension knob

Textile Grade-In

Grade 1 / C.O.M. \$377.00
Grade 2 / Grade-in A \$392.00
Grade 3 / Grade-in B \$407.00
Grade 4 / Grade-in C \$422.00
Grade 5 / Grade-in D \$437.00
Grade 6 / Grade-in E \$452.00

List**Specifications**

Overall width 25"
Overall height 38" - 43"
Back 18.5" w x 19" h
Seat 20" w x 20" d
Seat height 16" - 20"
Travel range (ht.) 4" (seat)
COM 1 yd.
Carton / FedEx wt 40 lbs / 68 lbs
Arms BR-5, BR-85
Warranty 7 year limited

Model

BC86

**Description**

Pneumatic lift
Swivel/rocking tilt
Tilt lock at upright only
Tension knob
Fixed loop arms standard

Textile Grade-In

Grade 1 / C.O.M. \$450.00
Grade 2 / Grade-in A \$465.00
Grade 3 / Grade-in B \$480.00
Grade 4 / Grade-in C \$495.00
Grade 5 / Grade-in D \$510.00
Grade 6 / Grade-in E \$525.00

List**Specifications**

Overall width 26"
Overall height 38" - 42"
Back 19" w x 22" h
Seat 20" w x 20" d
Seat height 16" - 20"
Travel range (ht.) 4" (seat)
COM 1.5 yds.
Carton / FedEx wt 48 lbs / 101 lbs
Arms Included
Warranty 7 year limited

Model

BC87

**Description**

Pneumatic lift
Swivel/rocking tilt
Tilt lock at upright only
Tension knob
Fixed loop arms standard

Textile Grade-In

Grade 1 / C.O.M. \$514.00
Grade 2 / Grade-in A \$529.00
Grade 3 / Grade-in B \$544.00
Grade 4 / Grade-in C \$559.00
Grade 5 / Grade-in D \$574.00
Grade 6 / Grade-in E \$589.00

List**Specifications**

Overall width 26"
Overall height 44" - 48"
Back 19" w x 26" h
Seat 20" w x 20" d
Seat height 16" - 20"
Travel range (ht.) 4" (seat)
COM 1.5 yds.
Carton / FedEx wt 54 lbs / 101 lbs
Arms Included
Warranty 7 year limited

Note: Most BC chairs ship K.D. For pre-assembly options contact OM for pricing and details.

bc series (bc)

schools & education

Please see page 26 for relevant arm kit and cylinder options. See page 170 and 173 for other options.

budget stools

Model

BC41



Description

Pneumatic lift
Pivot backrest
Back height adjustment
Back depth adjustment
18" chrome footring

Textile Grade-In

Grade 1 / C.O.M. \$327.00
Grade 2 / Grade-in A \$342.00
Grade 3 / Grade-in B \$357.00
Grade 4 / Grade-in C \$372.00
Grade 5 / Grade-in D \$387.00
Grade 6 / Grade-in E \$402.00

List

Specifications

Overall width 25"
Overall height 40" - 52"
Back 17" w x 15" h
Seat 18" w x 18" d
Seat height 23" - 33"
Travel range (ht.) 3" (back) / 10" (seat)
COM 1 yd.
Carton / FedEx wt 34 lbs / 36 lbs
Arms Group BC
Warranty 7 year limited

Model

BC45



Description

Pneumatic lift
Pivot backrest
Back height adjustment
Tilting backrest
Tilting seat
18" chrome footring

Textile Grade-In

Grade 1 / C.O.M. \$377.00
Grade 2 / Grade-in A \$392.00
Grade 3 / Grade-in B \$407.00
Grade 4 / Grade-in C \$422.00
Grade 5 / Grade-in D \$437.00
Grade 6 / Grade-in E \$452.00

List

Specifications

Overall width 26"
Overall height 40" - 52"
Back 17" w x 15" h
Seat 18" w x 18" d
Seat height 23" - 33"
Travel range (ht.) 3" (back) / 10" (seat)
COM 1 yd.
Carton / FedEx wt 38 lbs / 38 lbs
Arms Group BC
Warranty 7 year limited

Model

BC47



Description

Pneumatic lift
Pivot backrest
Back height adjustment
Back depth adjustment
20" black nylon footring

Textile Grade-In

Grade 1 / C.O.M. \$364.00
Grade 2 / Grade-in A \$379.00
Grade 3 / Grade-in B \$394.00
Grade 4 / Grade-in C \$409.00
Grade 5 / Grade-in D \$424.00
Grade 6 / Grade-in E \$439.00

List

Specifications

Overall width 26"
Overall height 42" - 55"
Back 19" w x 17.5" h
Seat 19" w x 19" d
Seat height 23" - 33"
Travel range (ht.) 3" (back) / 10" (seat)
COM 1 yd.
Carton / FedEx wt 39 lbs / 44 lbs
Arms Group BC
Warranty 7 year limited

Model

BC49



Description

Pneumatic lift
Pivot backrest
Back height adjustment
Tilting seat
Tilting back
20" chrome footring

Textile Grade-In

Grade 1 / C.O.M. \$421.00
Grade 2 / Grade-in A \$436.00
Grade 3 / Grade-in B \$451.00
Grade 4 / Grade-in C \$466.00
Grade 5 / Grade-in D \$481.00
Grade 6 / Grade-in E \$496.00

List

Specifications

Overall width 26"
Overall height 42" - 55"
Back 19" w x 17.5" h
Seat 19" w x 19" d
Seat height 23" - 33"
Travel range (ht.) 3" (back) / 10" (seat)
COM 1 yd.
Carton / FedEx wt 46 lbs / 68 lbs
Arms Group BC
Warranty 7 year limited

Note: Most BC chairs ship K.D. For pre-assembly options contact OM for pricing and details.

Please see page 173 for upholstery options to BC48S.

Model

BC48S

Description

Cantilever sled base

Textile Grade-In**List****Specifications**

Grade 1 / C.O.M.	\$253.00
Grade 2 / Grade-in A	\$268.00
Grade 3 / Grade-in B	\$283.00
Grade 4 / Grade-in C	\$298.00
Grade 5 / Grade-in D	\$313.00
Grade 6 / Grade-in E	\$328.00

Overall width	20"
Overall height	37" - 39"
Back	19" w x 17.5" h
Seat	19" w x 19" d
Seat height	18" (fixed)
COM	1 yd.
Carton weight	36 pounds
FedEx weight	68 pounds
Arms	Group BC
Warranty	7 year limited

Model

BC86S

DescriptionCantilever sled base
Fixed loop arms standard**Textile Grade-In****List****Specifications**

Grade 1 / C.O.M.	\$353.00
Grade 2 / Grade-in A	\$368.00
Grade 3 / Grade-in B	\$383.00
Grade 4 / Grade-in C	\$398.00
Grade 5 / Grade-in D	\$413.00
Grade 6 / Grade-in E	\$428.00

Overall width	25"
Overall height	37.5" (fixed)
Back	19" w x 22" h
Seat	20" w x 20" d
Seat height	18" (fixed)
COM	1.5 yds.
Carton weight	40 pounds
FedEx weight	101 pounds
Arms	Included
Warranty	7 year limited

PHASING OUT**Model**

BC98S

DescriptionCantilever sled base
Fixed loop arms standard**Textile Grade-In****List****Specifications**

Backrest may contain discrete but visible pilot holes in bottom corners.



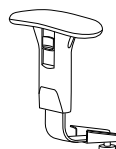


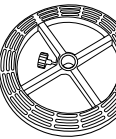

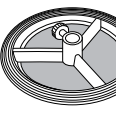

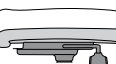

Black leather	\$504.00
---------------	----------

Overall width	26"
Overall height	42" (fixed)
Back	20" w x 24" h
Seat	21" w x 20" d
Seat height	18" (fixed)
COM	N/A
Carton weight	67 pounds
FedEx weight	70 pounds
Arms	Included
Warranty	7 year limited

Note: Most BC chairs ship K.D. For pre-assembly options contact OM for pricing and details.

See page 170 for caster options.

Common Options for BC Series

Arms kits 	BR-2 - list: 53.00 Width adjustable loop arms Adjustable with range of 2.5" 7 year limited warranty	 BR-85 - list: 47.00 Fixed loop arms Fits BC85 chair 7 year limited warranty
	BR-5 - list: 63.00 Height & width adjustable T-arms Adjustable height range of 2.5" Adjustable width range of 2.5" 7 year limited warranty 2 year limited warranty on arm pads Note: Version for BC85 is available upon request	
Options 	FTGBC41 - list: 16.00 (upcharge), 59.00 (buy) 18" chrome footring for BC, CL and WS (or exchange with black plastic footring)	CYL-4M - list: 13.00 (upcharge), 88.00 (buy) 4" cylinder for BC chairs (minimum height lowered by 1", changes range to 4") 
	FTG20PL - list: 16.00 (upcharge), 59.00 (buy) 20" black plastic footring for BC and WS (or exchange with 18" chrome footring)	CYL-5M - list: 13.00 (upcharge), 73.00 (buy) 5" cylinder for most of BC task and executive chairs 
PHASING OUT 	TLTRAY - list: N/A (upcharge), 43.00 (buy) Tool tray fits WS Series workstools and other chairs (check with OM for compatibility)	CYL-10M - list: N/A (upcharge), 102.00 (buy) 10" cylinder: standard cylinder for BC drafting stools (range of 23-33") 
	CEZABC - list: 10.00 (upcharge per chair) Basic semi-assembly for BC chairs packaged in carton. (Mechanism and arm brackets pre-attached at factory.)	 SEMIBC - list: 25.00 (upcharge per chair) Semi-assembly for BC chairs packaged in carton. (Chair top fully pre-assembled at factory. Tools-free final assembly of cylinder into base and onto casters still required.)

features:

Begins @ \$812 with G2 Clue, polished aluminum cantilever arms (CE2-6-8-G2. Clue-AR82)

We kept it simple & the series name says it all about the CE2's uses!

"Body-Activated Motion" responds to user's weight without cumbersome tension knob

Available with 2 different upholstery treatments – fitted, classic style or padded, Pillow top style.





CE2 (CE2-)

Office | Executive | Conference





CE2 Core Features:

- Simple Styling
- Body Activated Motion
- Multi-surface Casters
- 300 lb. Weight Capacity
- 12 year Limited Warranty

Note: Green font color indicates default build for "most popular" configuration of this spread.

1. Model		2. Mechanism		3. Back & Seat	
Code	List	Code	List	Code	List
CE2	\$665	-6 Body Activated Motion <ul style="list-style-type: none">• Height adjustable• 3 Position tilt lock	+\$0	-8 <ul style="list-style-type: none">• Back: 22.5"h x 18.25"w high-back• Seat: 19.25"w x 18"d	+\$0

OTHER OPTIONS (append to above model code to add to, or override existing options)

Casters and Glides		List	Headrest	
			Code	List
	-GLD Glides	\$0	-HR Headrest upholstery matches Back & Seat upholstery by default. But for long-term aesthetics and cleanability, OM Seating strongly recommends choosing a dark-colored, coated material whenever possible.	\$129
	-65MS 65mm Grey two-tone multi-surface soft caster	+\$25		
	-50SS 50mm Safety soft casters, minimizes chair movement when NOT in use	+\$25		
	-50R 50mm Reverse braking caster, restricts chair movement when chair IS in use	+\$35		

MODEL CODE

Example: CE2 - 6 - 8 - AR82 - 3P30 - STDP (new format)

Model # Mech. Back & seat Arms Uph. Base pkg.

4. Arms (most popular)		
Code		List
-N (No arms)		+\$0
-KR23 • Fixed width • Height adjustable		+\$65
-AR82 (NEW) <i>Reverse Cantilever Arm</i> • Matching arm pads on coated fabrics and leather options		+\$177
-AR81 <i>Polished Aluminum Loop Top</i> • Fixed height • Width adjustable		+\$199
-AR485 <i>Polished Aluminum Loop Top</i> • Height and width adjustable • Pivoting motion		+\$349

Note: if upholstered with Grade 2 Clue or Grade 3 Beau, arm pads will be standard with black leather.

5. Upholstery	
Code	List
2 Week Lead Times:	
• Grade 2 Clue	-\$30
• Grade 3 Cinema	+\$0
• Grade 3 Illusion	+\$0
• Grade 3 Beau	+\$0
• LG1 Evita / C.O.L.	+\$305
• LG2 Lena	+\$375
• LG3 Vulcano	+\$435

6. Base Packages (includes cylinder, base and casters)	
Code	List
Black Base Package Options	
-XSB <i>Low Seat Height Package (Black)</i> (Seat height: 16" - 20") • Cylinder: 4" Black (4BCE) • Base: 28" Black nylon (28NCE) • Casters: 55mm Black two-tone multi-surface (55MSB)	+\$20
-STDB <i>Standard Seat Height Package (Black)</i> (Seat height: 17.5" - 22.5") • Cylinder: 5" Black (5BCE) • Base: 28" Black nylon (28NCE) • Casters: 55mm Black two-tone multi-surface (55MSB)	+\$0
-HIB <i>High Seat Height Package (Black)</i> (Seat height: 19.5" - 24.5") • Cylinder: 5" Black (5BWY) • Base: 28" Black nylon (28NCE) • Casters: 55mm Black two-tone multi-surface (55MSB)	+\$20
Polished Base Package Options	
-XSP <i>Low Seat Height Package (Polished)</i> (Seat height: 16" - 20") • Cylinder: 4" Chrome (4CCE) • Base: 28" Polished aluminum (28PCE) • Casters: 55mm Black two-tone multi-surface (55MSB)	+\$80
-STDP <i>Standard Seat Height Package (Polished)</i> (Seat height: 17.5" - 22.5") • Cylinder: 5" Chrome (5CCE) • Base: 28" Polished aluminum (28PCE) • Casters: 55mm Black two-tone multi-surface (55MSB)	+\$80
-HIP <i>High Seat Height Package (Polished)</i> (Seat height: 19.5" - 24.5") • Cylinder: 5" Chrome (5CR) • Base: 28" Polished aluminum (28PCE) • Casters: 55mm Black two-tone multi-surface (55MSB)	+\$80

* For even more options, please refer to penultimate page of this price guide.



Dimensions	W	D	H
Overall	27.5"	27.5"	39" - 44"
Seat	19.25"	19"	17.5" - 22.5"
Back	18.25"	N/A	22.5"

Travel Range (height)	N/A	5" seat
Upholstery		
COL	inquire with OM	
Shipping	Carton Wt.	FedEx Wt.
	50 lbs.	101 lbs.

28b



CE2 (CE2-P)

Office | Executive | Conference

CE2-PT Core Features:

- Pillow Top Traditional Styling
- Body Activated Motion
- Standard with Lumbar
- Multi-surface Casters
- 300 lb. Weight Capacity
- 12 year Limited Warranty

Note: Green font color indicates default build for "most popular" configuration of this spread.

1. Model		2. Mechanism		3. Back & Seat	
Code	List	Code	List	Code	List
CE2P Pillow top with adjustable lumbar	\$725	-6 Body-Activated Motion <ul style="list-style-type: none">• Height adjustable• 3 position tilt lock	+\$0	-8 <ul style="list-style-type: none">• Back: 22.5"h x 18.25"w high-back• Seat: 19.25"w x 18"d	+\$0

OTHER OPTIONS (append to above model code to add to, or override existing options)

Casters and Glides		List	Headrest	
			Code	List
	-GLD Glides	\$0	-HRP Headrest upholstery matches Back & Seat upholstery by default. But for long-term aesthetics and cleanability, OM Seating strongly recommends choosing a dark-colored, coated material whenever possible.	\$129
	-65MS 65mm Grey two-tone multi-surface soft caster	+\$25		
	-50SS 50mm Safety soft casters, minimizes chair movement when NOT in use	+\$25		
	-50R 50mm Reverse braking caster, restricts chair movement when chair IS in use	+\$35		



MODEL CODE

Example: **CE2P - 6 - 8 - AR82 - BLK - STDP** (new format)

Model # Mech. Back & seat Arms Uph. Base pkg.

4. Arms (most popular)			5. Upholstery			6. Base Packages (includes cylinder, base and casters)		
Code		List	Code		List	Code		List
	-N (No arms)	+\$0	Normal Lead Times:			Black Base Package Options		
	-KR23 • Fixed width • Height adjustable	+\$65	-BLK Standard top grain black leather. Most similar replacement for discontinued model CE88		+\$75	-XSB Low Seat Height Package (Black) (Seat height: 16" - 20") • Cylinder: 4" Black (4BCE) • Base: 28" Black nylon (28NCE) • Casters: 55mm Black two-tone multi-surface (55MSB)		+\$20
	-AR82 (NEW) Reverse Cantilever Arm • Matching arm pads on coated fabrics and leather options	+\$177	-BRN Standard top grain brown leather		+\$75	-STDB Standard Seat Height Package (Black) (Seat height: 17.5" - 22.5") • Cylinder: 5" Black (5BCE) • Base: 28" Black nylon (28NCE) • Casters: 55mm Black two-tone multi-surface (55MSB)		+\$0
	-AR81 Polished Aluminum Loop Top • Fixed height • Width adjustable	+\$199	2 Week Lead Times:			Polished Base Package Options		
	-AR485 Polished Aluminum Loop Top • Height and width adjustable • Pivoting motion	+\$349	• Grade 2 Clue		-\$40	-XSP Low Seat Height Package (Polished) (Seat height: 16" - 20") • Cylinder: 4" Chrome (4CCE) • Base: 28" Polished Aluminum (28PCE) • Casters: 55mm Black two-tone multi-surface (55MSB)		+\$80
			• Grade 3 Cinema		+\$0	-STDP Standard Seat Height Package (Polished) (Seat height: 17.5" - 22.5") • Cylinder: 5" Chrome (5CCE) • Base: 28" Polished aluminum (28PCE) • Casters: 55mm Black two-tone multi-surface (55MSB)		+\$80
			• Grade 3 Illusion		+\$0	-HIP High Seat Height Package (Polished) (Seat height: 19.5" - 24.5") • Cylinder: 5" Chrome (5CR) • Base: 28" Polished aluminum (28PCE) • Casters: 55mm Black two-tone multi-surface (55MSB)		+\$80
			• Grade 3 Beau		+\$0			
			• LG1 Evita / C.O.L.		+\$495			
			• LG2 Lena		+\$595			
			• LG3 Vulcano		+\$695			

Note: if upholstered with Grade 2 Clue or Grade 3 Beau, arm pads will be standard with black leather.

* For even more options, please refer to penultimate page of this price guide.



Dimensions	W	D	H
Overall	27.5"	27.5"	39" - 44"
Seat	19.25"	19"	17.5" - 22.5"
Back	18.25"	N/A	22.5"

Travel Range (height)		N/A	5" seat
Upholstery			
COL	Inquire with OM		
Shipping		Carton Wt.	FedEx Wt.
		50 lbs.	101 lbs.

28d

classic professional series (CL)

features:

Begins @ \$275 armless stool (CL12)

CL1x, -2x, -3x – Thoughtfully designed for doctor's exam rooms

- Casters that move less readily until a user is fully seated
- 360 degree accessible, round exam stool height adjuster
- Foot-activated seat height control for hygienic adjustments
- Priced to keep your patients AND wallets both happy and healthy!

CL4x – Modestly priced simple task stools and chairs with basic features



classic professional series (CL)

healthcare | lab

Please see pages 33, 159 - 173 for casters and options.

exam room stools

Model

CL12

Description

Pneumatic lift
Chrome base
Safety soft casters
Circle ring height adjuster

Textile Grade-In

Grade 1 / C.O.M. \$275.00
Grade 2 / Grade-in A \$290.00
Grade 3 / Grade-in B \$305.00
Grade 4 / Grade-in C \$320.00
Grade 5 / Grade-in D \$335.00
Grade 6 / Grade-in E \$350.00

List

Specifications

Overall width 22"
Overall height 15.5" - 20.5"
Back N/A
Seat 16" diameter
Seat height 15.5" - 20.5"
Travel range (ht.) 5" (seat)
COM .75 yd.
Carton / FedEx wt 23 lbs / 28 lbs
Arms N/A
Warranty 12 year limited



NOTE: OM reserves the right to ship up to 3x CL stools per carton. A \$20 net fee may apply for split cartoning (i.e., 3 stools in 3 boxes).

Model

CL13

Description

Pneumatic lift
Chrome base
Safety soft casters
Circle ring height adjuster
18" chrome footring
Optional 8" cylinder available
18.5" - 26.5"

Textile Grade-In

Grade 1 / C.O.M. \$386.00
Grade 2 / Grade-in A \$401.00
Grade 3 / Grade-in B \$416.00
Grade 4 / Grade-in C \$431.00
Grade 5 / Grade-in D \$446.00
Grade 6 / Grade-in E \$461.00

List

Specifications

Overall width 22"
Overall height 22" - 32"
Back N/A
Seat 16" diameter
Seat height 22" - 32"
Travel range (ht.) 10" (seat)
COM .75 yd.
Carton / FedEx wt 23 lbs / 28 lbs
Arms N/A
Warranty 12 year limited



NOTE: OM reserves the right to ship up to 3x CL stools per carton. A \$20 net fee may apply for split cartoning (i.e., 3 stools in 3 boxes).

Model

CL14

Description

Pneumatic lift
Chrome base
Safety soft casters
Foot activation

Textile Grade-In

Grade 1 / C.O.M. \$540.00
Grade 2 / Grade-in A \$555.00
Grade 3 / Grade-in B \$570.00
Grade 4 / Grade-in C \$585.00
Grade 5 / Grade-in D \$600.00
Grade 6 / Grade-in E \$615.00

List

Specifications

Overall width 22"
Overall height 16" - 21"
Back N/A
Seat 16" diameter
Seat height 16" - 21"
Travel range (ht.) 5" (seat)
COM .75 yd.
Carton / FedEx wt 25 lbs / 28 lbs
Arms N/A
Warranty 12 year limited



NOTE: OM reserves the right to ship up to 3x CL stools per carton. A \$20 net fee may apply for split cartoning (i.e., 3 stools in 3 boxes).

Model

CL15

Description

Pneumatic lift
Chrome base
Safety soft casters
Foot activation
Back height adjustment
Fabric panel back
Unique back support

Textile Grade-In

Grade 1 / C.O.M. \$658.00
Grade 2 / Grade-in A \$673.00
Grade 3 / Grade-in B \$688.00
Grade 4 / Grade-in C \$703.00
Grade 5 / Grade-in D \$718.00
Grade 6 / Grade-in E \$733.00

List

Specifications

Overall width 25"
Overall height 28" - 36"
Back 13" w x 11" h
Seat 16" diameter
Seat height 16" - 21"
Travel range (ht.) 2.5" (back) / 5" (seat)
COM 1 yd.
Carton / FedEx wt 30 lbs / 33 lbs
Arms N/A
Warranty 12 year limited



NOTE: OM reserves the right to ship up to 2x CL stools per carton. A \$20 net fee may apply for split cartoning (i.e., 2 stools in 2 boxes).

Model

CL22

**Description**

Pneumatic lift
Chrome base
Safety soft casters
Paddle height adjuster
Back height adjustment
Fabric panel back
Unique back support

Textile Grade-In

Grade 1 / C.O.M. \$423.00
Grade 2 / Grade-in A \$438.00
Grade 3 / Grade-in B \$453.00
Grade 4 / Grade-in C \$468.00
Grade 5 / Grade-in D \$483.00
Grade 6 / Grade-in E \$498.00

List**Specifications**

Overall width 25"
Overall height 28" - 37"
Back 13" w x 11" h
Seat 16" diameter
Seat height 16" - 21"
Travel range (ht.) 2.5" (back) / 5" (seat)
COM 1 yd.
Carton / FedEx wt 31 lbs / 33 lbs
Arms N/A
Warranty 12 year limited

NOTE: OM reserves the right to ship up to 2x CL stools per carton. A \$20 net fee may apply for split cartoning (i.e., 2 stools in 2 boxes).

Model

CL23

**Description**

Pneumatic lift
Chrome base
Safety soft casters
Paddle height adjuster
18" chrome footring
Back height adjustment
Fabric panel back
Unique back support
Optional 8" cylinder available 20" - 28"

Textile Grade-In

Grade 1 / C.O.M. \$545.00
Grade 2 / Grade-in A \$560.00
Grade 3 / Grade-in B \$575.00
Grade 4 / Grade-in C \$590.00
Grade 5 / Grade-in D \$605.00
Grade 6 / Grade-in E \$620.00

List**Specifications**

Overall width 25"
Overall height 35" - 47"
Back 13" w x 11" h
Seat 16" diameter
Seat height 23" - 33"
Travel range (ht.) 2.5" (back) / 10" (seat)
COM 1 yd.
Carton / FedEx wt 31 lbs / 33 lbs
Arms N/A
Warranty 12 year limited

NOTE: OM reserves the right to ship up to 2x CL stools per carton. A \$20 net fee may apply for split cartoning (i.e., 2 stools in 2 boxes).

Model

CL33

**Description**

Pneumatic lift
Grande spider base
Safety soft casters
Circle ring height adjuster
8" chrome cylinder

Textile Grade-In

Grade 1 / C.O.M. \$362.00
Grade 2 / Grade-in A \$377.00
Grade 3 / Grade-in B \$392.00
Grade 4 / Grade-in C \$407.00
Grade 5 / Grade-in D \$422.00
Grade 6 / Grade-in E \$437.00

List**Specifications**

Overall width 27"
Overall height 25" - 33"
Back N/A
Seat 16" diameter
Seat height 25" - 33"
Travel range (ht.) 8" (seat)
COM .75 yd.
Carton / FedEx wt 26 lbs / 33 lbs
Arms N/A
Warranty 12 year limited

Model

CL35

**Description**

Pneumatic lift
Grande spider base
Safety soft casters
Back height adjustment
Fabric panel back
Unique back support
8" chrome cylinder

Textile Grade-In

Grade 1 / C.O.M. \$437.00
Grade 2 / Grade-in A \$452.00
Grade 3 / Grade-in B \$467.00
Grade 4 / Grade-in C \$482.00
Grade 5 / Grade-in D \$497.00
Grade 6 / Grade-in E \$512.00

List**Specifications**

Overall width 27"
Overall height 37" - 47"
Back 13" w x 11" h
Seat 16" diameter
Seat height 25" - 33"
Travel range (ht.) 2.5" (back) / 8" (seat)
COM 1 yd.
Carton / FedEx wt 29 lbs / 33 lbs
Arms N/A
Warranty 12 year limited

classic professional series (CL)

healthcare | lab

Please see pages 33, 159 - 173 for arm kits, casters, and other options.

small / petite

Model	Description	Textile Grade-In	List	Specifications
CL44EZ	Pneumatic lift	Grade 1 / C.O.M.	\$432.00	Overall width 25"
	EZ Back height adjustment	Grade 2 / Grade-in A	\$447.00	Overall height 32" - 41"
	Independent seat and back angle adjustment	Grade 3 / Grade-in B	\$462.00	Back 16" w x 13" h
	Carpet casters	Grade 4 / Grade-in C	\$477.00	Seat 18" w x 17" d
		Grade 5 / Grade-in D	\$492.00	Seat height 16" - 21"
		Grade 6 / Grade-in E	\$507.00	Travel range (ht.) 4" (back) / 5" (seat)
		LG1 (Evita) / C.O.L.	\$652.00	COM 1 yd.
		LG2 (Lena)	\$677.00	Carton / FedEx wt 33 lbs / 68 lbs
		LG3 (Vulcano)	\$707.00	Arms Group 1 & 4
				Warranty 12 year limited



Model	Description	Textile Grade-In	List	Specifications
CL44MD	Pneumatic lift	Grade 1 / C.O.M.	\$388.00	Overall width 25"
	EZ Back height adjustment	Grade 2 / Grade-in A	\$403.00	Overall height 32" - 41"
	Infinitely locking back tilt	Grade 3 / Grade-in B	\$418.00	Back 16" w x 13" h
	Polished aluminum package	Grade 4 / Grade-in C	\$433.00	Seat 18" w x 17" d
	Safety soft casters	Grade 5 / Grade-in D	\$448.00	Seat height 16" - 21"
		Grade 6 / Grade-in E	\$463.00	Travel range (ht.) 3" (back) / 5" (seat)
				COM 1 yd.
				Carton / FedEx wt 34 lbs / 68 lbs
				Arms Group 1 & 4
				Warranty 12 year limited




average / medium


Model	Description	Textile Grade-In	List	Specifications
CL48EZ	Pneumatic lift	Grade 1 / C.O.M.	\$500.00	Overall width 25"
	EZ Back height adjustment	Grade 2 / Grade-in A	\$515.00	Overall height 37" - 45.5"
	Independent seat and back angle adjustment	Grade 3 / Grade-in B	\$530.00	Back 17" w x 22" h
	Carpet casters	Grade 4 / Grade-in C	\$545.00	Seat 18.5" w x 17" d
		Grade 5 / Grade-in D	\$560.00	Seat height 16" - 21"
		Grade 6 / Grade-in E	\$575.00	Travel range (ht.) 4" (back) / 5" (seat)
		LG1 (Evita) / C.O.L.	\$720.00	COM 1 yd.
		LG2 (Lena)	\$745.00	Carton / FedEx wt 39 lbs / 101 lbs
		LG3 (Vulcano)	\$775.00	Arms Group 1 & 4
				Warranty 12 year limited



Please see pages 159 - 173 for arm kits, casters, and other options.

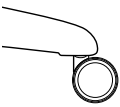
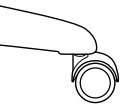
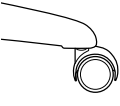
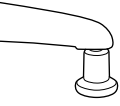
stools

Model	Description	Textile Grade-In	List	Specifications
 CL45EZ	Pneumatic lift	Grade 1 / C.O.M.	\$561.00	Overall width 27"
	EZ Back height adjustment	Grade 2 / Grade-in A	\$576.00	Overall height 41" - 55"
	20" chrome footring	Grade 3 / Grade-in B	\$591.00	Back 16" w x 13" h
	Independent seat and back angle adjustment	Grade 4 / Grade-in C	\$606.00	Seat 18" w x 17" d
	Optional 8" cylinder available (20" - 28")	Grade 5 / Grade-in D	\$621.00	Seat height 24" - 34"
	Carpet casters	Grade 6 / Grade-in E	\$636.00	Travel range (ht.) 4" (back) / 10" (seat)
		LG1 (Evita) / C.O.L.	\$781.00	COM 1 yd.
		LG2 (Lena)	\$806.00	Carton / FedEx wt 39 lbs / 68 lbs
		LG3 (Vulcano)	\$836.00	Arms Group 1 & 4
				Warranty 12 year limited





Model	Description	Textile Grade-In	List	Specifications
 CL47	Pneumatic lift	Grade 1 / C.O.M.	\$624.00	Overall width 27"
	EZ Back height adjustment	Grade 2 / Grade-in A	\$639.00	Overall height 41" - 54"
	Infinitely locking back tilt	Grade 3 / Grade-in B	\$654.00	Back 17" w x 16.5" h
	Seat slider	Grade 4 / Grade-in C	\$669.00	Seat 20" w x 17-20.1" d
	Turn-lock footring	Grade 5 / Grade-in D	\$684.00	Seat height 25.5" - 35.5"
	Optional 8" cylinder available	Grade 6 / Grade-in E	\$699.00	Travel range (ht.) 3" (back) / 10" (seat)
	Carpet casters	LG1 (Evita) / C.O.L.	\$844.00	COM 1 yd.
		LG2 (Lena)	\$869.00	Carton / FedEx wt 58 lbs / 101 lbs
		LG3 (Vulcano)	\$899.00	Arms Group 1 & 4
				Warranty 12 year limited

common options

Suggested Options for CL Series

	CAS0065-S - list: 25.00 (upcharge) Dual-tone Universal Soft Casters Dual-tone; designed for wood, tile and smooth or harder surfaces. For most stools. (5 per set)		CAS0050-RB - list: 35.00 (upcharge) Reverse Braking Caster Restricted chair movement when chair is in use (5 per set)
			GLD - (no charge to substitute) Not appropriate for all models. Check with factory for details (5 per set)

Suggested Options for CL Series (CL44EZ, CL44MD, CL45EZ & CL48EZ)

	KR-240M (2D Motion) - list: 144.00 Height and width adjustable, removable T-arms with natural grip control and Memosoft arm pads. For specs and warranty, see page 163.		KR-445 (4D Motion) - list: 185.00 Height and width adjustable, removable T-arms with fore-aft, side-side, and inward pivoting arm tops (RP-45). For specs and warranty, see page 164.
			KR-25 (1D Motion) - list: 70.00 Fixed width, height adjustable T-arms featuring natural grip control For specs and warranty, see page 162.

See pages 159-173 for a complete listing of all available arm, cylinder, caster, and other ergonomic options.

Not all options may be applicable to a given model. Check with OM for compatibility details.

Above weights do not include optional arm kits. ; FedEx weight is calculated using FedEx dimensional standards to determine billable weight. ;
Pricing and specifications subject to change without notification.

features:

Begins @ \$533 armless / \$652 with KR-200 arms (CLS53)

"No fuss" & durable lab stools were designed with ease-of-access in mind

Lab Stool counterparts to the PA53, PA55 and PA57D

(i.e., CLS53, CLS61, CLS57D, respectively)

Fixed height, welded-on, extra-wide footring allows for stable foot support



classic lab stools (CLS)

healthcare & lab

Please see pages 159 - 173 for arm kits, casters, and other options.

small / petite

Model

CLS53



Description

Pneumatic lift
Tilting backrest
EZ back height adjustment
Seat depth adjustment
Grande Spider Package
Dual-tone universal soft casters

Textile Grade-In

Grade 1 / C.O.M. \$533.00
Grade 2 / Grade-in A \$553.00
Grade 3 / Grade-in B \$573.00
Grade 4 / Grade-in C \$593.00
Grade 5 / Grade-in D \$613.00
Grade 6 / Grade-in E \$633.00
LG1 (Evita) / C.O.L. \$753.00
LG2 (Lena) \$778.00
LG3 (Vulcano) \$808.00

List

Specifications

Overall width 27"
Overall height 43" - 54"
Back 17" w x 16.5" h
Seat 19" w x 16.5-19.6" d
Seat height 25" - 33"
Travel range (ht.) 3" (back) / 8" (seat)
COM 1 yd.
Carton / FedEx wt 59 lbs / 100 lbs
Arms Group 1 & 4
Warranty 12 year limited

average / medium

Model

CLS57D



Description

Pneumatic lift
Tilting backrest
EZ back height adjustment
Seat depth adjustment
Grande Spider Package
Dual-tone universal soft casters

Textile Grade-In

Grade 1 / C.O.M. \$571.00
Grade 2 / Grade-in A \$591.00
Grade 3 / Grade-in B \$611.00
Grade 4 / Grade-in C \$631.00
Grade 5 / Grade-in D \$651.00
Grade 6 / Grade-in E \$671.00
LG1 (Evita) / C.O.L. \$806.00
LG2 (Lena) \$831.00
LG3 (Vulcano) \$856.00

List

Specifications

Overall width 27"
Overall height 46" - 57"
Back 18.5" w x 19.5" h
Seat 21" w x 18.5-21.6" d
Seat height 25" - 33"
Travel range (ht.) 3" (back) / 8" (seat)
COM 1 yd.
Carton / FedEx wt 60 lbs / 100 lbs
Arms Group 1 & 4
Warranty 12 year limited

Model

CLS61



Description

Pneumatic lift
Tilting backrest
EZ back height adjustment
Seat depth adjustment
Grande Spider Package
Dual-tone universal soft casters

Textile Grade-In

Grade 1 / C.O.M. \$594.00
Grade 2 / Grade-in A \$614.00
Grade 3 / Grade-in B \$634.00
Grade 4 / Grade-in C \$654.00
Grade 5 / Grade-in D \$674.00
Grade 6 / Grade-in E \$694.00
LG1 (Evita) / C.O.L. \$829.00
LG2 (Lena) \$854.00
LG3 (Vulcano) \$879.00

List

Specifications

Overall width 27"
Overall height 46" - 57"
Back 20" w x 21" h
Seat 20.5" w x 16-19.1" d
Seat height 25" - 33"
Travel range (ht.) 3" (back) / 8" (seat)
COM 1 yd.
Carton / FedEx wt 60 lbs / 100 lbs
Arms Group 1 & 4
Warranty 12 year limited

Besides the stools shown on this page, the AF413 (page 9), AF513 (page 18), DB52 (page 40) and YS73 (page 90) contain the same "CLS control" and GSP understructure (8" cylinder, HD Spider base, 65mm dual-tone soft casters).

Chairs that are equipped with the Grande Spider Package – such as the CLS models shown above – may be upgraded to an TLPKG package instead. The charge to do so (from a Grande Spider Package) is **\$55.56** and the part code to do so is TLPKG.


Please refer to Options (page 173) for details.

DESIGN STATEMENT The design of the CLS Series is based upon a wish list of features that come from various Facility Managers that we've talked to over the years. It has a sturdy base and a comfortable, trouble-free footring, an easy-to-use ratchet back, seat depth adjustment, back angle adjustment and oversized casters that can go anywhere.

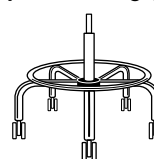
The low-maintenance CLS Series is just what the Facility Manager (and the lab technician) ordered!

Above weights do not include optional arm kits. ; FedEx weight is calculated using FedEx dimensional standards to determine billable weight. ; Pricing and specifications subject to change without notification.

TLPKG



GSPPKG (i.e., Grande Spider Package)



See pages 159 to 173 for a complete listing of all available arm, cylinder, caster, and other ergonomic options. Not all options may be applicable to a given model. Check with OM for compatibility details.

features:

Begins @ \$607 armless / \$726 with KR-200 arms (DB53)

Ideal for ergonomic situations OR environments with heavy side-to-side tasking
(i.e., nursing stations)

Unusual backrest shape with functional ergonomic benefits like allowing full back “stretch”

Proprietary DCS™ Technology (double-molded memory foam) standard in most backrest and some seat cushions (check model description for confirmation)

Breadth of mechanism options from fully ergonomic to light, task-oriented adjustability



discovery back series (DB)

healthcare & lab

Please see pages 41, 159 - 173 for arm kits, casters, and other options.

small / medium back

Model

DB53



Description

Adjustable lumbar

EZ back height adjustment
Infinitely locking seat tilt
Infinitely locking back tilt
Fabric panel back
Seat depth adjustment
DCS backrest (only)

55mm multi-surface casters

DCS TECHNOLOGY

Textile Grade-In

Grade 1 / C.O.M.	\$607.00
Grade 2 / Grade-in A	\$627.00
Grade 3 / Grade-in B	\$647.00
Grade 4 / Grade-in C	\$667.00
Grade 5 / Grade-in D	\$687.00
Grade 6 / Grade-in E	\$707.00

List

Specifications

Overall width	25"
Overall height	35" - 43"
Back	9.5" & 16.5" w x 20.5" h
Seat	20" w x 17-20.1" d
Seat height	16" - 21"
Travel range (ht.)	3" (back) / 5" (seat)
COM	1.5 yds.
Carton / FedEx wt	49 lbs / 101 lbs
Arms	Group 1 & 4
Warranty	12 year limited

Model

DB64



Description

Adjustable lumbar

EZ back height adjustment
Tilting backrest
Rocking tilt
Forward tilting adjustment
Tension knob
Fabric panel back
Seat depth adjustment
Infinite forward tilting
DCS backrest (only)

55mm multi-surface casters

Textile Grade-In

Grade 1 / C.O.M.	\$768.00
Grade 2 / Grade-in A	\$788.00
Grade 3 / Grade-in B	\$808.00
Grade 4 / Grade-in C	\$828.00
Grade 5 / Grade-in D	\$848.00
Grade 6 / Grade-in E	\$868.00

List

Specifications

Overall width	25"
Overall height	36" - 42"
Back	9.5" & 16.5" w x 20.5" h
Seat	21" w x 17.5-20.6" d
Seat height	17" - 22"
Travel range (ht.)	4" (back) / 5" (seat)
COM	1.5 yds.
Carton / FedEx wt	56 lbs / 101 lbs
Arms	Group 1 & 4
Warranty	12 year limited

DCS TECHNOLOGY

high back

Model

DB57

300
POUNDS
CAPACITY

Description

Adjustable lumbar

EZ back height adjustment
Infinitely locking seat tilt
Infinitely locking back tilt
Fabric panel back
Seat depth adjustment
DCS backrest (only)

55mm multi-surface casters

DCS TECHNOLOGY

Textile Grade-In

Grade 1 / C.O.M. \$691.00
Grade 2 / Grade-in A \$711.00
Grade 3 / Grade-in B \$731.00
Grade 4 / Grade-in C \$751.00
Grade 5 / Grade-in D \$771.00
Grade 6 / Grade-in E \$791.00

List

Specifications

Overall width 27"
Overall height 39" - 51"
Back 9.5" & 18" w x 23.5" h
Seat 21" w x 18-21.1" d
Seat height 16" - 21"
Travel range (ht.) 3" (back) / 5" (seat)
COM 1.5 yds.
Carton / FedEx wt 56 lbs / 101 lbs
Arms Group 1 & 4
Warranty 12 year limited

Model

DB68

300
POUNDS
CAPACITY

Description

Adjustable lumbar

EZ back height adjustment
Tilting backrest
Rocking tilt
Forward tilting adjustment
Tension knob
Fabric panel back
Seat depth adjustment
Infinite forward tilting
DCS backrest (only)

55mm multi-surface casters

DCS TECHNOLOGY

Textile Grade-In

Grade 1 / C.O.M. \$808.00
Grade 2 / Grade-in A \$828.00
Grade 3 / Grade-in B \$848.00
Grade 4 / Grade-in C \$868.00
Grade 5 / Grade-in D \$888.00
Grade 6 / Grade-in E \$908.00

List

Specifications

Overall width 27"
Overall height 41" - 48.5"
Back 9.5" & 18" w x 23.5" h
Seat 21" w x 18-21.1" d
Seat height 18" - 23"
Travel range (ht.) 4" (back) / 5" (seat)
COM 1.5 yds.
Carton / FedEx wt 61 lbs / 101 lbs
Arms Group 1 & 4
Warranty 12 year limited

Model

DB74

300
POUNDS
CAPACITY

Description

Adjustable lumbar

EZ back height adjustment
Infinitely locking seat tilt
Infinitely locking back tilt
Forward tilting adjustment
Rocking tension adjustment
Fabric panel back
Seat depth adjustment
DCS seat
DCS backrest

55mm multi-surface casters

DCS TECHNOLOGY

Textile Grade-In

Grade 1 / C.O.M. \$843.00
Grade 2 / Grade-in A \$863.00
Grade 3 / Grade-in B \$883.00
Grade 4 / Grade-in C \$903.00
Grade 5 / Grade-in D \$923.00
Grade 6 / Grade-in E \$943.00

List

Specifications

Overall width 27"
Overall height 40" - 49"
Back 9.5" & 18" w x 23.5" h
Seat 20" w x 17-20.1" d
Seat height 18" - 23"
Travel range (ht.) 4" (back) / 5" (seat)
COM 1.5 yds.
Carton / FedEx wt 59 lbs / 101 lbs
Arms Group 1 & 4
Warranty 12 year limited

extra-large back

Model

DB78

300
POUNDS
CAPACITY

Description

Adjustable lumbar

EZ back height adjustment
Infinitely locking seat tilt
Infinitely locking back tilt
Forward tilting adjustment
Rocking tension adjustment
Fabric panel back
Seat depth adjustment
Memory foam in backrest
DCS seat

55mm multi-surface casters

DCS TECHNOLOGY

Textile Grade-In

Grade 1 / C.O.M. \$914.00
Grade 2 / Grade-in A \$934.00
Grade 3 / Grade-in B \$954.00
Grade 4 / Grade-in C \$974.00
Grade 5 / Grade-in D \$994.00
Grade 6 / Grade-in E \$1,014.00

List

Specifications

Overall width 27"
Overall height 43" - 52"
Back 12" & 21.5" w x 25.5" h
Seat 22" w x 18-21.1" d
Seat height 18" - 23"
Travel range (ht.) 4" (back) / 5" (seat)
COM 2 yds.
Carton / FedEx wt 64 lbs / 101 lbs
Arms Group 1 & 4
Warranty 12 year limited

discovery back series (DB)

healthcare & lab

Please see pages 41, 159 - 173 for arm kits, casters, and other options.

stools

Model	Description	Textile Grade-In	List	Specifications
DB52	Adjustable lumbar	Grade 1 / C.O.M.	\$662.00	Overall width 27"
	EZ back height adjustment	Grade 2 / Grade-in A	\$682.00	Overall height 43" - 54"
	Infinitely locking back tilt	Grade 3 / Grade-in B	\$702.00	Back 9.5" & 16.5" w x 20.5" h
	Fabric panel back	Grade 4 / Grade-in C	\$722.00	Seat 20" w x 17-20.1" d
	Seat depth adjustment	Grade 5 / Grade-in D	\$742.00	Seat height 25" - 33"
	Grande Spider Package	Grade 6 / Grade-in E	\$762.00	Travel range (ht.) 3" (back) / 8" (seat)
	Dual-tone universal soft casters			COM 1.5 yds.
	DCS backrest (only)			Carton / FedEx wt 56 lbs / 100 lbs
				Arms Group 1 & 4
				Warranty 12 year limited



300
POUNDS
CAPACITY

DCS TECHNOLOGY

Model	Description	Textile Grade-In	List	Specifications
DB54	Adjustable lumbar	Grade 1 / C.O.M.	\$737.00	Overall width 27"
	EZ back height adjustment	Grade 2 / Grade-in A	\$757.00	Overall height 41" - 54"
	Infinitely locking back tilt	Grade 3 / Grade-in B	\$777.00	Back 9.5" & 16.5" w x 20.5" h
	Fabric panel back	Grade 4 / Grade-in C	\$797.00	Seat 21" w x 18-21.1" d
	Seat depth adjustment	Grade 5 / Grade-in D	\$817.00	Seat height 23" - 33"
	Turn-lock footring	Grade 6 / Grade-in E	\$837.00	Travel range (ht.) 3" (back) / 10" (seat)
	NEW aluminum base in matte black			COM 1.5 yds.
	55mm black universal soft casters			Carton / FedEx wt 54 lbs / 101 lbs
	DCS backrest (only)			Arms Group 1 & 4
				Warranty 12 year limited



300
POUNDS
CAPACITY

DCS TECHNOLOGY

Model	Description	Textile Grade-In	List	Specifications
DB56	Adjustable lumbar	Grade 1 / C.O.M.	\$821.00	Overall width 27"
	EZ back height adjustment	Grade 2 / Grade-in A	\$841.00	Overall height 45" - 58"
	Infinitely locking back tilt	Grade 3 / Grade-in B	\$861.00	Back 9.5" & 18" w x 23.5" h
	Fabric panel back	Grade 4 / Grade-in C	\$881.00	Seat 21" w x 18-21.1" d
	Seat depth adjustment	Grade 5 / Grade-in D	\$901.00	Seat height 23" - 33"
	Turn-lock footring	Grade 6 / Grade-in E	\$921.00	Travel range (ht.) 3" (back) / 10" (seat)
	NEW aluminum base in matte black			COM 1.5 yds.
	55mm black universal soft casters			Carton / FedEx wt 59 lbs / 101 lbs
	DCS backrest (only)			Arms Group 1 & 4
				Warranty 12 year limited

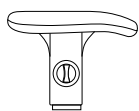


300
POUNDS
CAPACITY

DCS TECHNOLOGY

Suggested Options for DB Series

Arms kits



KR-21 (1D Motion) - list: 70.00
Fixed width, turn-knob height adjustable T-arms.
For specs. and warranty, see page 162.



KR-445 (4D Motion) - list: 185.00
Height and width adjustable, removable T-arms with fore-aft, side-side, and inward pivoting arm top (RP-45).
For specs. and warranty, see page 164.

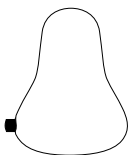


KR-251M (4D Motion) - list: 205.00
Height and width adjustable, removable T-arms with ultra-mobility arm tops that extend forward, pivot a full 360° at 2 different points; serves as a light-duty track arm to move with your hands as you work (RP-51M).
For specs. and warranty, see page 165.



KR-465 (4D Motion) - list: 195.00
Height and width adjustable, removable T-arms with lockable arm top, fore-aft, side-side, pivoting arm top (RP-65).
For specs. and warranty, see page 165.

Options



Remove Adjustable Lumbar - list: -\$76.00
Option now standard on all 3 sizes of DB backrest – small, medium, large. To remove, subtract \$76 list.

See pages 159 to 173 for a complete listing of all available arm, cylinder, caster, and other ergonomic options. Not all options may be applicable to a given model. Check with OM for compatibility details.

DISCOVERY BACK DESIGN BENEFITS The special pear-back design of our Discovery Back series is designed specifically to address unhealthy seating postures. With a cut-away design to allow for full rearward travel of the scapula, DB chairs can help users who sit for long hours to develop habits for a healthier back.

SCAPULAR IMPEDANCE When reclining against a traditional backrest the shoulders are restricted from their full range of motion. This restriction of motion is referred to as scapular impedance, a condition that impedes the full range of motion and prevents beneficial stretching.

THE 'HEALTHY BACK' DESIGN According to the ergonomists and chiropractors with whom we have consulted, when people are seated in a chair with a full, 'normal' backrest, the body has a natural tendency to hunch forward. This predilection towards 'scrunching' is — with near uniform agreement — recognized as an unhealthy position for the human body to remain in, especially when seen in prolonged seating situations.

NOTES When upholstered in any Grade 5 ComfortKnit patterns (Solids, Architect, and Myth), DB Series back shells are upholstered in a high double-rub black fabric unless otherwise specified (for matching ComfortKnit backshell upholstery, see page 173 for pricing: UPHDUB-T).

multi-shift
intense-use
heavy-duty

intensive use 24-7 (IU, IUHD/PD)

features:

Begins @ \$750 armless / \$869 with KR-200 arms (IU54)

Ever feel like you're working 28 hours/day? IU and IUHD chairs are right there with you!

Aesthetic complement to the PT series, but with long-lasting and/or heavy-duty parts

Engineered composite bases, heavy-duty reinforced cylinders and mechanisms (IUHD/IUPD)

Proprietary DCS™ Technology (double-molded memory foam) standard in IUHD/PD seats



intensive use 24-7 (IU)

multi-shift | intense-use

Please see pages 45, 159 - 173 for arm kits, casters, and other options.

average / medium

Model IU54



300
POUNDS
CAPACITY

Description

Pneumatic lift
EZ back height adjustment
Independent seat and back angle adjustment
Seat depth adjustment
Flat panel back
55mm multi-surface casters (STD)

Textile Grade-In

Grade 1 / C.O.M.	\$750.00
Grade 2 / Grade-in A	\$770.00
Grade 3 / Grade-in B	\$790.00
Grade 4 / Grade-in C	\$810.00
Grade 5 / Grade-in D	\$830.00
Grade 6 / Grade-in E	\$850.00

List

Specifications

Overall width	25"
Overall height	38" - 47"
Back	20" w x 20" h
Seat	21" w x 17.9-21" d
Seat height	17" - 22"
Travel range (ht.)	4" (back) / 5" (seat)
COM	1.5 yds.
Carton / FedEx wt	48 lbs / 101 lbs
Arms	Group 1 & 4
Warranty	7 year limited

Model IU72



300
POUNDS
CAPACITY

Description

Pneumatic lift
EZ back height adjustment
Independent seat and back angle adjustment
Seat depth adjustment
55mm multi-surface casters (STD)

Textile Grade-In

Grade 1 / C.O.M.	\$750.00
Grade 2 / Grade-in A	\$770.00
Grade 3 / Grade-in B	\$790.00
Grade 4 / Grade-in C	\$810.00
Grade 5 / Grade-in D	\$830.00
Grade 6 / Grade-in E	\$850.00

List

Specifications

Overall width	27"
Overall height	36" - 45"
Back	17" w x 18" h
Seat	20" w x 17-20.1" d
Seat height	17" - 22"
Travel range (ht.)	4" (back) / 5" (seat)
COM	1 yd.
Carton / FedEx wt	54 lbs / 101 lbs
Arms	Group 1 & 4
Warranty	7 year limited

large

Model IU58



300
POUNDS
CAPACITY

Description

Pneumatic lift
EZ back height adjustment
Independent seat and back angle adjustment
Seat depth adjustment
Fabric panel back
55mm multi-surface casters (STD)

Textile Grade-In

Grade 1 / C.O.M.	\$808.00
Grade 2 / Grade-in A	\$828.00
Grade 3 / Grade-in B	\$848.00
Grade 4 / Grade-in C	\$868.00
Grade 5 / Grade-in D	\$888.00
Grade 6 / Grade-in E	\$908.00

List

Specifications

Overall width	27"
Overall height	43" - 52"
Back	20" w x 24" h
Seat	21" w x 17.9-21" d
Seat height	17" - 22"
Travel range (ht.)	4" (back) / 5" (seat)
COM	2 yds.
Carton / FedEx wt	55 lbs / 101 lbs
Arms	Group 1 & 4
Warranty	7 year limited

Model IU76



300
POUNDS
CAPACITY

Description

Pneumatic lift
EZ back height adjustment
Independent seat and back angle adjustment
Seat depth adjustment
55mm multi-surface casters (STD)

Textile Grade-In

Grade 1 / C.O.M.	\$808.00
Grade 2 / Grade-in A	\$828.00
Grade 3 / Grade-in B	\$848.00
Grade 4 / Grade-in C	\$868.00
Grade 5 / Grade-in D	\$888.00
Grade 6 / Grade-in E	\$908.00


List


Specifications

Overall width	27"
Overall height	40" - 48"
Back	19.5" w x 22" h
Seat	21" w x 18-21.1" d
Seat height	17" - 22"
Travel range (ht.)	4" (back) / 5" (seat)
COM	1.5 yds.
Carton / FedEx wt	57 lbs / 101 lbs
Arms	Group 1 & 4
Warranty	7 year limited



Please see pages 159 - 173 for arm kits, casters, and other options.

stools

Model	Description	Textile Grade-In	List	Specifications
 IU55	Pneumatic lift	Grade 1 / C.O.M.	\$825.00	Overall width 27"
	EZ back height adjustment	Grade 2 / Grade-in A	\$845.00	Overall height 45" - 59"
	Independent seat and back angle adjustment	Grade 3 / Grade-in B	\$865.00	Back 20" w x 20" h
	Seat depth adjustment	Grade 4 / Grade-in C	\$885.00	Seat 21" w x 17-20.1" d
	Fabric panel back	Grade 5 / Grade-in D	\$905.00	Seat height 24" - 34"
	20" chrome footring	Grade 6 / Grade-in E	\$925.00	Travel range (ht.) 4" (back) / 10" (seat)
	Turn-Lock footring			COM 1.5 yds.
	Optional 8" cylinder available (21" - 29")			Carton / FedEx wt 53 lbs / 101 lbs
	55mm multi-surface casters (STD)			Arms Group 1 & 4
				Warranty 7 year limited

Model	Description	Textile Grade-In	List	Specifications
 IU73	Pneumatic lift	Grade 1 / C.O.M.	\$825.00	Overall width 27"
	EZ back height adjustment	Grade 2 / Grade-in A	\$845.00	Overall height 43" - 57"
	Independent seat and back angle adjustment	Grade 3 / Grade-in B	\$865.00	Back 17" w x 18" h
	Seat depth adjustment	Grade 4 / Grade-in C	\$885.00	Seat 20" w x 17-20.1" d
	20" chrome footring	Grade 5 / Grade-in D	\$905.00	Seat height 24" - 34"
	Turn-Lock footring	Grade 6 / Grade-in E	\$925.00	Travel range (ht.) 4" (back) / 10" (seat)
	Optional 8" cylinder available (21" - 29")			COM 1 yd.
	55mm multi-surface casters (STD)			Carton / FedEx wt 59 lbs / 101 lbs
				Arms Group 1 & 4
				Warranty 7 year limited

common options

Arms kits			
	KR-21 (1D Motion) - list: 70.00 Fixed width, turn-knob height adjustable T-arms. For specs and warranty, see page 162.		KR-25 (1D Motion) - list: 70.00 Fixed width, height adjustable T-arms featuring natural grip control For specs and warranty, see page 162.
	KR-200 (2D Motion) - list: 119.00 Height and width adjustable, removable T-arms with natural grip control. For specs and warranty, see page 163.		JR-77 (1D Motion) - list: 100.00 Fixed width, height adjustable T-arms with molded arm pads. For specs and warranty, see page 162.

See pages 149 to 159 for a complete listing of all available arm, cylinder, caster, and other ergonomic options. Not all options may be applicable to a given model. Check with OM for compatibility details.

Intensive Use 24-Seven Series designed to accommodate users up to 300 pounds.

IU: Intensive Use (aka, 24/7 environments), HD: Heavy-Duty (i.e. for occupants weighing up to 350 lbs.)

NOTES When upholstered in any Grade 5 ComfortKnit patterns (Solids, Architect, and Myth) IU Series back shells are upholstered in a high double-rub black fabric unless otherwise specified.

intensive use 24- (IUHD/PD)

heavy-duty

Please see pages 47, 159 - 173 for arm kits, casters, and other options.

average / mid back

Model	Description	DCS TECHNOLOGY	Textile Grade-In	List	Specifications
IU76HD	Pneumatic lift		Grade 1 / C.O.M.	\$1,050.00	Overall width 28"
	Tilting backrest		Grade 2 / Grade-in A	\$1,070.00	Overall height 40" - 48"
	EZ back height adjustment		Grade 3 / Grade-in B	\$1,090.00	Back 19.5" w x 22" h
	Rocking tilt		Grade 4 / Grade-in C	\$1,110.00	Seat 22" w x 18-21.1" d
	Tension knob		Grade 5 / Grade-in D	\$1,130.00	Seat height 17" - 22"
	Seat tilting		Grade 6 / Grade-in E	\$1,150.00	Travel range (ht.) 4" (back) / 5" (seat)
	Seat depth adjustment				COM 1.5 yds.
	Heavy-duty structure				Carton / FedEx wt 57 lbs / 101 lbs
	Dual-tone universal soft casters				Arms Group 1 & 4
	DCS seat				Warranty 7 year limited



350
POUNDS
CAPACITY

Model	Description	DCS TECHNOLOGY	Textile Grade-In*	List	Specifications
IU76PD	Pneumatic lift		Grade 1 / C.O.M.	\$1,120.00	Overall width 28"
	Tilting backrest		Grade 2 / Grade-in A	\$1,140.00	Overall height 40" - 48"
	EZ back height adjustment		Grade 3 / Grade-in B	\$1,160.00	Back 19.5" w x 22" h
	Rocking tilt		Grade 4 / Grade-in C	\$1,180.00	Seat 22" w x 18-21.1" d
	Tension knob				Seat height 17" - 22"
	Seat tilting				Travel range (ht.) 4" (back) / 5" (seat)
	Seat depth adjustment				COM 1.5 yds.
	Heavy-duty structure				Carton / FedEx wt 57 lbs / 101 lbs
	Lower back reinforced with ballistic nylon				Arms Group 1 & 4
	Dual-tone universal soft casters				Warranty 7 year limited



350
POUNDS
CAPACITY

large / xtra tall

Model	Description	DCS TECHNOLOGY	Textile Grade-In	List	Specifications
IU79HD	Pneumatic lift		Grade 1 / C.O.M.	\$1,156.00	Overall width 28"
	Tilting backrest		Grade 2	\$1,181.00	Overall height 46.5" - 54.5"
	EZ back height adjustment		Grade 3 / Grade-in A	\$1,206.00	Back 19.5" w x 28" h
	Rocking tilt		Grade 4 / Grade-in B	\$1,231.00	Seat 22" w x 18-21.1" d
	Tension knob		Grade 5 / Grade-in C	\$1,256.00	Seat height 17" - 22"
	Seat tilting		Grade 6 / Grade-in D	\$1,281.00	Travel range (ht.) 4" (back) / 5" (seat)
	Seat depth adjustment				COM 1.5 yds.
	Heavy-duty structure				Carton / FedEx wt 63 lbs / 195 lbs
	Dual-tone universal soft casters				Arms Group 1 & 4
	DCS seat				Warranty 7 year limited



350
POUNDS
CAPACITY

Model	Description	DCS TECHNOLOGY	Textile Grade-In*	List	Specifications
IU79PD	Pneumatic lift		Grade 1 / C.O.M.	\$1,226.00	Overall width 28"
	Tilting backrest		Grade 2	\$1,251.00	Overall height 46.5" - 54.5"
	EZ back height adjustment		Grade 3 / Grade-in A	\$1,276.00	Back 19.5" w x 28" h
	Rocking tilt		Grade 4 / Grade-in B	\$1,301.00	Seat 22" w x 18-21.1" d
	Tension knob				Seat height 17" - 22"
	Seat tilting				Travel range (ht.) 4" (back) / 5" (seat)
	Seat depth adjustment				COM 1.5 yds.
	Heavy-duty structure				Carton / FedEx wt 63 lbs / 195 lbs
	Lower back reinforced with ballistic nylon				Arms Group 1 & 4
	Dual-tone universal soft casters				Warranty 7 year limited



350
POUNDS
CAPACITY

multi-shift
intense-use

intensive use 24-7 (IUHD/PD)

Please see pages 159 - 173 for arm kits, casters, and other options.

stools

Model

IU77HD



350
POUNDS
CAPACITY

Description

DCS TECHNOLOGY

Pneumatic lift with 8" cylinder only
EZ back height adjustment
Independent seat and back
angle adjustment
Tension knob
Turn-Lock footring
Seat depth adjustment
20" chrome footring
Heavy-duty structure
Dual-tone universal soft casters
DCS seat

Textile Grade-In

Grade 1 / C.O.M.	\$1,148.00
Grade 2 / Grade-in A	\$1,168.00
Grade 3 / Grade-in B	\$1,188.00
Grade 4 / Grade-in C	\$1,208.00
Grade 5 / Grade-in D	\$1,228.00
Grade 6 / Grade-in E	\$1,248.00

List

Specifications

Overall width	28"
Overall height	45" - 57"
Back	19.5" w x 22" h
Seat	22" w x 18-21.1" d
Seat height	22" - 30"
Travel range (ht.)	4" (back) / 8" (seat)
COM	1.5 yds.
Carton / FedEx wt	63 lbs / 101 lbs
Arms	Group 1 & 4
Warranty	7 year limited

Model

IU77PD



350
POUNDS
CAPACITY

Description

DCS TECHNOLOGY

Pneumatic lift with 8" cylinder only
EZ back height adjustment
Independent seat and back
angle adjustment
Tension knob
Turn-Lock footring
Seat depth adjustment
20" chrome footring
Heavy-duty structure
Lower back reinforced with
ballistic nylon
Dual-tone oversized soft caster
DCS seat

Textile Grade-In*

Grade 1 / C.O.M.	\$1,218.00
Grade 2 / Grade-in A	\$1,238.00
Grade 3 / Grade-in B	\$1,258.00
Grade 4 / Grade-in C	\$1,278.00

List


Specifications

Overall width	28"
Overall height	45" - 57"
Back	19.5" w x 22" h
Seat	22" w x 18-21.1" d
Seat height	22" - 30"
Travel range (ht.)	4" (back) / 8" (seat)
COM	1.5 yds.
Carton / FedEx wt	63 lbs / 101 lbs
Arms	Group 1 & 4
Warranty	7 year limited

common options

Suggested Options for IUHD/IUPD Series

Arms kits



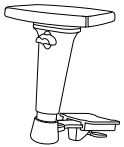
JR-BN (1D Motion) - list: 267.00

Fixed width T-arms with fold back feature and trigger-style height control with ballistic nylon upholstered arm pads.

JR-PD (1D Motion) - list: 267.00

Fixed width T-arms with fold back feature and trigger-style height control with Memosoft arm pads.

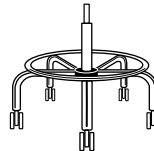
For specs and warranty, see page 161.



JR-69 (4D Motion) - list: 196.00

Height and width adjustable, forward slanting T-arm with soft touch width adjustment trigger, lockable arm top, fore-aft, side-side, pivoting arm top (RP-65).

For specs and warranty, see page 164.



GSPPKG

Alternate stool base option for IU77HD/PD – no upcharge to substitute. The default cylinder is CYL-6SHD. Seat height range is 25.5" – 31.5"

Intensive Use 24-Seven Heavy-Duty Series designed to accommodate users up to 350 pounds.

IU: Intensive Use (aka, 24/7 environments)

HD: Heavy-Duty (i.e. for occupants weighing up to 350 lbs.)

PD: Police Department (i.e., perfect for police or security environments)

*Application testing may be required for Grade-In fabrics on IUPD and MXPD seating. Consult OM for details.

Above weights do not include optional arm kits. ; FedEx weight is calculated using FedEx dimensional standards to determine billable weight. ; Pricing and specifications subject to change without notification.

multi-shift
heavy-duty

maxwell intensive use 24-7 (MXIU/PD)

features:

Begins @ \$1,206 armless / \$1,325 with KR-200 arms (MX84IU)

Our heaviest chair both by weight and weight-rating is scaled and built to comfortably support up to 450 lbs.

Relatively slim backrest design has a useful trapezoidal shape that creates less exaggerated aesthetics

24" wide seat, steel seat plate & extra heavy-duty components make this a strong choice



maxwell intensive use 24-7 (MXIU/PD) multi-shift heavy-duty

Please see pages 159 - 173 for arm kits, casters, and other options.

average / medium

Model

MX84IU



Description

Pneumatic lift
Tilting backrest
EZ back height adjustment
Rocking tilt
Tension knob
Fabric panel back
Trim wide-back design
Seat depth adjustment
Dual-tone universal soft casters

Textile Grade-In

Grade 1 / C.O.M.	\$1,206.00
Grade 2	\$1,231.00
Grade 3 / Grade-in A	\$1,256.00
Grade 4 / Grade-in B	\$1,281.00
Grade 5 / Grade-in C	\$1,306.00
Grade 6 / Grade-in D	\$1,331.00

List

Specifications

Overall width	28"
Overall height	38" - 47"
Back	23.5" w x 20" h
Seat	24" w x 18-20.5" d
Seat height	18" - 23"
Travel range (ht.)	4" (back) / 5" (seat)
COM	1.5 yds.
Carton / FedEx wt	63 lbs / 195 lbs
Arms	Group 1 (no ETR1)
Warranty	7 year limited

Model

MX84PD



Description

Pneumatic lift
Tilting backrest
EZ back height adjustment
Rocking tilt
Tension knob
Fabric panel back (Ballistic Nylon)
Trim wide-back design
Lower back (Ballistic Nylon)
Seat depth adjustment
Dual-tone universal soft casters

Textile Grade-In *

Grade 1 / C.O.M.	\$1,276.00
Grade 2	\$1,301.00
Grade 3 / Grade-in A	\$1,326.00
Grade 4 / Grade-in B	\$1,351.00

List

Specifications

Overall width	28"
Overall height	38" - 47"
Back	23.5" w x 20" h
Seat	24" w x 18-20.5" d
Seat height	18" - 23"
Travel range (ht.)	4" (back) / 5" (seat)
COM	1.5 yds.
Carton / FedEx wt	63 lbs / 195 lbs
Arms	Group 1 (no ETR1)
Warranty	7 year limited

large / xtra tall

Model

MX88IU



Description

Pneumatic lift
Tilting backrest
EZ back height adjustment
Rocking tilt
Tension knob
Fabric panel back
Trim wide-back design
Seat depth adjustment
Dual-tone universal soft casters

Textile Grade-In

Grade 1 / C.O.M.	\$1,273.00
Grade 2	\$1,298.00
Grade 3 / Grade-in A	\$1,323.00
Grade 4 / Grade-in B	\$1,348.00
Grade 5 / Grade-in C	\$1,373.00
Grade 6 / Grade-in D	\$1,398.00

List

Specifications

Overall width	28"
Overall height	43" - 52"
Back	23.5" w x 25" h
Seat	24" w x 18-20.5" d
Seat height	18" - 23"
Travel range (ht.)	4" (back) / 5" (seat)
COM	2 yds.
Carton / FedEx wt	68 lbs / 195 lbs
Arms	Group 1 (no ETR1)
Warranty	7 year limited

Model

MX88PD



Description

Pneumatic lift
Tilting backrest
EZ back height adjustment
Rocking tilt
Tension knob
Fabric panel back (Ballistic Nylon)
Trim wide-back design
Lower back (Ballistic Nylon)
Seat depth adjustment
Dual-tone universal soft casters

Textile Grade-In*

Grade 1 / C.O.M.	\$1,343.00
Grade 2	\$1,368.00
Grade 3 / Grade-in A	\$1,393.00
Grade 4 / Grade-in B	\$1,418.00

List

Specifications

Overall width	28"
Overall height	43" - 52"
Back	23.5" w x 25" h
Seat	24" w x 18-20.5" d
Seat height	18" - 23"
Travel range (ht.)	4" (back) / 5" (seat)
COM	2 yds.
Carton / FedEx wt	68 lbs / 195 lbs
Arms	Group 1 (no ETR1)
Warranty	7 year limited

NOTES:

*If purchasing arms separate (as a retrofit option), use special, heavier-duty bolts. Arms should normally be installed by OM or its authorized dealers.

*Application testing may be required for Grade-In fabrics on IUPD and MXPDP seating. Consult OM for details.

Models designated as "FedEx Ground oversized" may incur additional charges when shipped via FedEx. Contact OM for pricing and details.

MX: Max Heavy-Duty (i.e., users up to 450 lbs.)
PD: Police Department (i.e., perfect for police or security environments)


Above weights do not include optional arm kits. : FedEx weight is calculated using FedEx dimensional standards to determine billable weight. : Pricing and specifications subject to change without notification.


multi-shift
heavy-duty

maxwell intensive use 24-7 (MXIU/PD)


Please see pages 159 - 173 for arm kits, casters, and other options.


variations & stools

Model	Description	Textile Grade-In	List	Specifications
MX85IU 	Pneumatic lift	Grade 1 / C.O.M.	\$1,353.00	Overall width 32"
	Tilting backrest	Grade 2	\$1,378.00	Overall height 49.5" - 59.5"
	EZ back height adjustment	Grade 3 / Grade-in A	\$1,403.00	Back 23.5" w x 20" h
	Rocking tilt	Grade 4 / Grade-in B	\$1,428.00	Seat 24" w x 18-20.5" d
	Tension knob	Grade 5 / Grade-in C	\$1,453.00	Seat height 28" - 34.5"
	Fabric panel back	Grade 6 / Grade-in D	\$1,478.00	Travel range (ht.) 4" (back) / 6.5" (seat)
	Trim wide-back design			COM 1.5 yds.
	Seat depth adjustment			Carton weight 57 lbs (box 1) / 18.2 lbs (box 2)
	<i>Oversize Grande Spider Package</i>			FedEx weight 195 lbs (box 1) / 59 lbs (box 2)
	<i>6" Super HD cylinder and glides (upcharge for casters)</i>			Arms Group 1 (no ETR1)
				Warranty 7 year limited

Model	Description	Textile Grade-In*	List	Specifications
MX85PD 	Pneumatic lift	Grade 1 / C.O.M.	\$1,423.00	Overall width 32"
	Tilting backrest	Grade 2	\$1,448.00	Overall height 49.5" - 59.5"
	EZ back height adjustment	Grade 3 / Grade-in A	\$1,473.00	Back 23.5" w x 20" h
	Rocking tilt	Grade 4 / Grade-in B	\$1,498.00	Seat 24" w x 18-20.5" d
	Tension knob			Seat height 28" - 34.5"
	Fabric panel back (Ballistic Nylon)			Travel range (ht.) 4" (back) / 6.5" (seat)
	Lower back (Ballistic Nylon)			COM 1.5 yds.
	Seat depth adjustment			Carton weight 57 lbs (box 1) / 18.2 lbs (box 2)
	<i>Oversize Grande Spider Package</i>			FedEx weight 195 lbs (box 1) / 59 lbs (box 2)
	<i>6" Super HD cylinder and glides (upcharge for casters)</i>			Arms Group 1 (no ETR1)
				Warranty 7 year limited

*JR-BN arms (shown here) are not included in list pricing.

Model	Description	Textile Grade-In	List	Specifications
MX87IU 	Pneumatic lift	Grade 1 / C.O.M.	\$1,420.00	Overall width 32"
	Tilting backrest	Grade 2	\$1,445.00	Overall height 54.5" - 64.5"
	EZ back height adjustment	Grade 3 / Grade-in A	\$1,470.00	Back 23.5" w x 25" h
	Rocking tilt	Grade 4 / Grade-in B	\$1,495.00	Seat 24" w x 18-20.5" d
	Tension knob	Grade 5 / Grade-in C	\$1,520.00	Seat height 28" - 34.5"
	Fabric panel back	Grade 6 / Grade-in D	\$1,545.00	Travel range (ht.) 4" (back) / 6.5" (seat)
	Trim wide-back design			COM 2 yds.
	Seat depth adjustment			Carton weight 62 lbs (box 1) / 18.2 lbs (box 2)
	<i>Oversize Grande Spider Package</i>			FedEx weight 195 lbs (box 1) / 59 lbs (box 2)
	<i>6" Super HD cylinder and glides (upcharge for casters)</i>			Arms Group 1 (no ETR1)
				Warranty 7 year limited

Model	Description	Textile Grade-In*	List	Specifications
MX87PD 	Pneumatic lift	Grade 1 / C.O.M.	\$1,490.00	Overall width 32"
	Tilting backrest	Grade 2	\$1,515.00	Overall height 54.5" - 64.5"
	EZ back height adjustment	Grade 3 / Grade-in A	\$1,540.00	Back 23.5" w x 25" h
	Rocking tilt	Grade 4 / Grade-in B	\$1,565.00	Seat 24" w x 18-20.5" d
	Tension knob			Seat height 28" - 34.5"
	Fabric panel back (Ballistic Nylon)			Travel range (ht.) 4" (back) / 6.5" (seat)
	Lower back (Ballistic Nylon)			COM 2 yds.
	Seat depth adjustment			Carton weight 62 lbs (box 1) / 18.2 lbs (box 2)
	<i>Oversize Grande Spider Package</i>			FedEx weight 195 lbs (box 1) / 59 lbs (box 2)
	<i>6" Super HD cylinder and glides (upcharge for casters)</i>			Arms Group 1 (no ETR1)
				Warranty 7 year limited

*JR-BN arms (shown here) are not included in list pricing.

NOTES:

MXIU/PD stools normally ship in 2 boxes per 1 stool.

*Application testing may be required for Grade-in fabrics on IUPD and MXPD seating. Consult OM for details.

Glides recommended instead of casters on MXIU stools particularly on vinyl, laminate or similar hard surfaces.

Above weights do not include optional arm kits. ; FedEx weight is calculated using FedEx dimensional standards to determine billable weight. ; Pricing and specifications subject to change without notification.

maxwell intensive use 24-7 (MXIU/PD) multi-shift heavy-duty

Please see pages 159 - 173 for arm kits, casters, and other options.

average / medium

Model

7878MX



Description

Pneumatic lift
Tilting backrest
EZ back height adjustment
Rocking tilt
Tension knob
Executive trim-back design
Seat depth adjustment
Dual-tone universal soft casters

Textile Grade-In

Grade 1 / C.O.M.	\$1,276.00
Grade 2	\$1,301.00
Grade 3 / Grade-in A	\$1,326.00
Grade 4 / Grade-in B	\$1,351.00
Grade 5 / Grade-in C	\$1,376.00
Grade 6 / Grade-in D	\$1,401.00

List

Specifications

Overall width	28"
Overall height	42.5" - 50.5"
Back	18" w x 23" h
Seat	24" w x 18-20.5" d
Seat height	18" - 23"
Travel range (ht.)	4" (back) / 5" (seat)
COM	2 yds.
Carton / FedEx wt	68 lbs / 195 lbs
Arms	Group 1 (no ETR1)
Warranty	7 year limited

DESIGN STATEMENT Called the "Maxwell" for its MAX-size and WELL-structured construction, these chairs are big in so many aspects. Made of heavy-duty components from top to bottom, these full-size chairs with wide-back comfort and solid design are ideal for users up to 450 pounds.

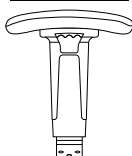
The Maxwell is built to endure, and now redesigned with a tapered top and wide-based back rest to offer the same full support but with a less daunting appearance.

NOTES When upholstered in any Grade 5 ComfortKnit patterns (Solids, Architect, and Myth) MXIU Series back shells are upholstered in a high double-rub black fabric unless otherwise specified.

common options

Common Options for Maxwell Intensive use 24-7

Arms kits




JR-77 (1D Motion) - list: 100.00
Fixed width, height adjustable T-arms with molded arm pads.

For specs and warranty, see page 162.



KR-200 (2D Motion) - list: 119.00
Height and width adjustable, removable T-arms with natural grip control.

For specs and warranty, see page 163.



JR-BN (1D Motion) - list: 267.00
Fixed width T-arms with fold back feature and trigger-style height control with ballistic nylon upholstered arm pads.

JR-PD (1D Motion) - list: 267.00
Fixed width T-arms with fold back feature and trigger-style height control with Memosoft arm pads.

For specs and warranty, see page 161.



KR-240M (2D Motion) - list: 144.00
Height and width adjustable, removable T-arms with natural grip control and Memosoft arm pads.

For specs and warranty, see page 163.

features:

Begins @ \$839 armless / \$942 with OM5 arms (OM5-B)

A "modern classic" ideal for working environments from task to executive suites & boardrooms

"Body-Activated Motion" responds to users' weight without cumbersome tension knob

Proprietary features such as Virtual Pause, Variable Back Response, Waterfall Flex, etc.

Designed by Francisco Romero of Phidesign





OM5 Mid-Back

OM5 series® work chair

DESCRIPTION

- Regular back
- Regular seat (with waterfall flex feature)
- OM5 series® body-activated motion
- Virtual pause/lock
- Polyflex with variable back resistance


Specifications

MODEL	MID-BACK
Overall width	27"
Overall height	37" - 42"
Back	18" w -21 h"
Seat	19.75" w x 17-18.5" d (16"-17.5" d back uph)
Seat height	16 -21"
COM	.75 yd. seat .75 yd. back
Carton weight	64 pounds
FedEx weight	101 pounds
Arms	Optional
Warranty	Lifetime Limited
Weight Rating	300 lbs.


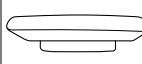


Order your chair worksheet

CATEGORY	CODE	PRICE
1. Model type / color		
2. Arms		
3. Polyflex Back		
4. Back Upholstery		
5. Seat Upholstery		
6. Cylinder		
7. Base		
8. Casters		
9. Other options		
Unit Price		
+ Number of Chairs		
= Total Cost for Chairs		

1. Model

FRAME COLOR	CODE	PRICE	
<input type="radio"/> Modern Black	OM5-B	\$839.00	
<input type="radio"/> Palladium Grey	OM5-G	\$929.00	


2. Arms

ARMS	CODE	PRICE	
<input type="radio"/> No Arms	-N	+ \$0	
<input type="radio"/> Fixed Arm Plug** (add -F in front of arm codes below to fix arm ht.)	-F	+ \$5.00	
<input type="radio"/> With height adjustable OM5 Arm	-A	+ \$103.00	
<input type="radio"/> With ht./width, fore/aft, inward pivot Arms Code: RP45 multi-adjustable	-RP45	+ \$158.00*	
<input type="radio"/> With ht./width, fore/aft, pivot Arms Code: RP50 fully-adjustable	-RP50	+ \$208.00*	
<input type="radio"/> With ht./width, fore/aft, pivot Arms Code: RP65 fully-adjustable, lockable	-RP65	+ \$208.00*	

* List Prices Include OM5 Arm Frame and respective Arm Top

** Fixed arm height at 8.25" above the seat

3. Polyflex Back

POLYFLEX COLOR	CODE	PRICE	
<input type="radio"/> Modern Black	-PB	+ \$0	
<input type="radio"/> Palladium Grey	-PG	+ \$0	
<input type="radio"/> Arctic White	-PW	+ \$0	

4. Back Upholstery Material

BACK UPHOLSTERY	CODE	PRICE
<input type="radio"/> Not Upholstered	-PF	+ \$0
<input type="radio"/> Zodiac Mesh***	-2300-2310	+ \$50.00
<input type="radio"/> Grade 1 / C.O.M.	-Fabric Color #	+ \$66.00
<input type="radio"/> Grade 2 / Grade-in A	-Fabric Color #	+ \$71.00
<input type="radio"/> Grade 3 / Grade-in B	-Fabric Color #	+ \$76.00
<input type="radio"/> Grade 4 / Grade-in C	-Fabric Color #	+ \$81.00
<input type="radio"/> Grade 5 / Grade-in D	-Fabric Color #	+ \$86.00
<input type="radio"/> Grade 6 / Grade-in E	-Fabric Color #	+ \$91.00
<input type="radio"/> LG1 (Evita) / C.O.L.	-Fabric Color #	+ \$135.00
<input type="radio"/> LG2 (Lena)	-Fabric Color #	+ \$145.00
<input type="radio"/> LG3 (Vulcano)	-Fabric Color #	+ \$155.00
Color#		

***Zodiac Mesh for back only. Not available for upholstered seat.

5. Seat Upholstery Material


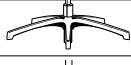

Zodiac Mesh (OM5 Series®) & Neighborhood Collection (Affirm Series) are NOT available for use as seat upholstery.

SEAT UPHOLSTERY	CODE	PRICE
<input type="radio"/> Grade 1 / C.O.M.	-Fabric Color #	+ \$0
<input type="radio"/> Grade 2 / Grade-in A	-Fabric Color #	+ \$15.00
<input type="radio"/> Grade 3 / Grade-in B	-Fabric Color #	+ \$30.00
<input type="radio"/> Grade 4 / Grade-in C	-Fabric Color #	+ \$45.00
<input type="radio"/> Grade 5 / Grade-in D	-Fabric Color #	+ \$60.00
<input type="radio"/> Grade 6 / Grade-in E	-Fabric Color #	+ \$75.00
<input type="radio"/> LG1 (Evita) / C.O.L.	-Fabric Color #	+ \$135.00
<input type="radio"/> LG2 (Lena)	-Fabric Color #	+ \$150.00
<input type="radio"/> LG3 (Vulcano)	-Fabric Color #	+ \$155.00
Color#		

6. Cylinder

CYLINDER STYLES	CODE	PRICE	SEAT HT.
<input type="radio"/> 4" Black (shortest)	see 9. Other Options		14.5"-18.5"
<input type="radio"/> 5" Black (Std: OM5-B)	-OB5	+ \$0.00	16"-21"
<input type="radio"/> 5" Chrome (Std: OM5-G)	-OC5	+ \$20.00	16"-21"
<input type="radio"/> 5" Black (taller)	-5AF	+ \$0	18"-23"
<input type="radio"/> 6" Black	-6SHD	+ \$40.00	20"-26"
<input type="radio"/> 8" Chrome (must be ordered with GSP base)	-OC8	+ \$0	24"-32"



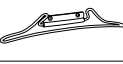
7. Base

BASE STYLES	CODE	PRICE	
<input type="radio"/> Black (Standard on OM5-B)	-B27	+ \$0	
<input type="radio"/> Polished Aluminum (Standard on OM5-G)	-P27	+ \$68.00	
<input type="radio"/> Grande Spider Base (default on -OC8 8" chrome cylinder)	-GSP	+ \$55.56	

8. Casters

CASTER STYLES	CODE	PRICE	
<input type="radio"/> Dual-tone Universal Soft Casters, 65mm	-SC	+ \$0	
<input type="radio"/> Glides	-GLD	+ \$0	
<input type="radio"/> Safety Soft Casters	-SS	+ \$25.00	

9. Other Options

	CODE	PRICE	
<input type="radio"/> Foam insert (Provides additional comfort)	-UPHCFT	+ \$66.00	
<input type="radio"/> Headrest	-HR	+ \$119.00	
<input type="radio"/> Coat Rack	-CTR	+ \$105.00	
<input type="radio"/> TB 133 requires full backrest upholstery	-UPHCA133	+ \$119.00	
<input type="radio"/> Petite Package (black) (4" cylinder, PT78 base & Truly. -BUS casters)	-XSPKG-B	+ \$55.56	
<input type="radio"/> Petite Package (silver) (4" cylinder, MX84 base, Truly. -BUS casters)	-XSPKG-S	+ \$85.56	



OM5-GEX Executive High Back

OM5ex series® executive chair

DESCRIPTION

- Tall back
- Regular seat (with waterfall flex feature)
- OM5 series® body-activated motion
- Virtual pause/lock
- Polyflex with variable back resistance


Specifications

MODEL	EXECUTIVE VERSION
Overall width	27"
Overall height	40" - 45"
Back	18"w - 24.5" h
Seat	19.75" w x 16.5-18" d (17-18" d back uph)
Seat height	16" - 21"
COM	.75 yd. seat 1 yd. back
Carton weight	67 pounds
FedEx weight	195 pounds
Arms	Optional
Warranty	Lifetime Limited
Weight Rating	300 lbs.

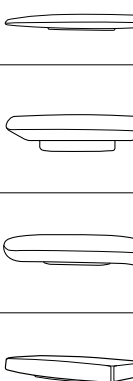

Order your chair worksheet

CATEGORY	CODE	PRICE
1. Model type / color		
2. Arms		
3. Polyflex Back		
4. Back Upholstery		
5. Seat Upholstery		
6. Cylinder		
7. Base		
8. Casters		
9. Other Options		
Unit Price		
+ Number of Chairs		
= Total Cost for Chairs		

1. Model

FRAME COLOR	CODE	PRICE	
<input type="radio"/> Modern Black	OM5-BEX	\$888.00	
<input type="radio"/> Palladium Grey	OM5-GEX	\$978.00	


2. Arms

ARMS	CODE	PRICE	
<input type="radio"/> No Arms	-N	+ \$0	
<input type="radio"/> Fixed Arm Plug** (add -F in front of arm codes below to fix arm ht.)	-F	+ \$5.00	
<input type="radio"/> With height adjustable OM5 Arms	-A	+ \$103.00	
<input type="radio"/> With ht./width, fore/aft, inward pivot Arms Code: RP45 multi-adjustable	-RP45	+ \$158.00*	
<input type="radio"/> With ht./width, fore/aft, pivot Arms Code: RP50 fully-adjustable	-RP50	+ \$208.00*	
<input type="radio"/> With ht./width, fore/aft, pivot Arms Code: RP65 fully-adjustable, lockable	-RP65	+ \$208.00*	

* List Prices Include OM5 Arm Frame and respective Arm Top

** Fixed arm height at 8.25" above the seat

3. Polyflex Back

POLYFLEX COLOR	CODE	PRICE	
<input type="radio"/> Modern Black	-PBEX	+ \$0	
<input type="radio"/> Palladium Grey	-PGEX	+ \$0	
<input type="radio"/> Arctic White	-PWEX	+ \$0	

4. Back Upholstery Material

BACK UPHOLSTERY	CODE	PRICE
<input type="radio"/> Not Upholstered	-PF	+ \$0
<input type="radio"/> Zodiac Mesh***	-2300-2310	+ \$50.00
<input type="radio"/> Grade 1 / C.O.M.	-Fabric Color #	+ \$66.00
<input type="radio"/> Grade 2 / Grade-in A	-Fabric Color #	+ \$71.00
<input type="radio"/> Grade 3 / Grade-in B	-Fabric Color #	+ \$76.00
<input type="radio"/> Grade 4 / Grade-in C	-Fabric Color #	+ \$81.00
<input type="radio"/> Grade 5 / Grade-in D	-Fabric Color #	+ \$86.00
<input type="radio"/> Grade 6 / Grade-in E	-Fabric Color #	+ \$91.00
<input type="radio"/> LG1 (Evita) / C.O.L.	-Fabric Color #	+ \$145.00
<input type="radio"/> LG2 (Lena)	-Fabric Color #	+ \$155.00
<input type="radio"/> LG3 (Vulcano)	-Fabric Color #	+ \$165.00
Color#		

***Zodiac Mesh for back only. Not available for upholstered seat.

5. Seat Upholstery Material

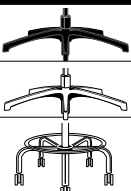
Zodiac Mesh (OM5 Series®) & Neighborhood Collection (Affirm Series) are NOT available for use as seat upholstery.

SEAT UPHOLSTERY	CODE	PRICE
<input type="radio"/> Grade 1 / C.O.M.	-Fabric Color #	+ \$0
<input type="radio"/> Grade 2 / Grade-in A	-Fabric Color #	+ \$15.00
<input type="radio"/> Grade 3 / Grade-in B	-Fabric Color #	+ \$30.00
<input type="radio"/> Grade 4 / Grade-in C	-Fabric Color #	+ \$45.00
<input type="radio"/> Grade 5 / Grade-in D	-Fabric Color #	+ \$60.00
<input type="radio"/> Grade 6 / Grade-in E	-Fabric Color #	+ \$75.00
<input type="radio"/> LG1 (Evita) / C.O.L.	-Fabric Color #	+ \$135.00
<input type="radio"/> LG2 (Lena)	-Fabric Color #	+ \$150.00
<input type="radio"/> LG3 (Vulcano)	-Fabric Color #	+ \$155.00
Color#		

6. Cylinder

CYLINDER STYLES	CODE	PRICE	SEAT HT.
<input type="radio"/> 4" Black (shortest)	see 9. Other Options		14.5"-18.5"
<input type="radio"/> 5" Black (Standard on OM5-BEX)	-OB5	+ \$0.00	16"-21"
<input type="radio"/> 5" Chrome (Standard on OM5-GEX)	-OC5	+ \$20.00	16"-21"
<input type="radio"/> 5" Black (taller)	-5AF	+ \$0	18"-23"
<input type="radio"/> 6" Black	-6SHD	+ \$40.00	20"-26"
<input type="radio"/> 8" Chrome (must be ordered with GSP base)	-OC8	+ \$0	24"-32"

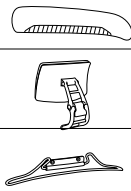
7. Base

BASE STYLES	CODE	PRICE	
<input type="radio"/> Black (Standard on OM5-BEX)	-B27	+ \$0	
<input type="radio"/> Polished Aluminum (Standard on OM5-GEX)	-P27	+ \$68.00	
<input type="radio"/> Grande Spider Base (default on OC8 8" chrome cylinder)	-GSP	+ \$55.56	

8. Casters

CASTER STYLES	CODE	PRICE	
<input type="radio"/> Dual-tone Universal Soft Casters, 65mm	-SC	+ \$0	
<input type="radio"/> Glides	-GLD	+ \$0	
<input type="radio"/> Safety Soft Casters	-SS	+ \$25.00	

9. Other Options

	CODE	PRICE	
<input type="radio"/> Foam Insert (Provides additional comfort)	-UPHCFT	+ \$66.00	
<input type="radio"/> Headrest	-HR	+ \$119.00	
<input type="radio"/> Coat Rack	-CTR	+ \$105.00	
<input type="radio"/> TB 133 requires full backrest upholstery	-UPHCA133	+ \$119.00	
<input type="radio"/> Petite Package (black) (4" cylinder, PT78 base & Truly. -BUS casters)	-XSPKG-B	+ \$55.56	
<input type="radio"/> Petite Package (silver) (4" cylinder, MX84 base & Truly. -BUS casters)	-XSPKG-S	+ \$85.56	



OM5-BXT Xtra Tall

OM5xt series® Xtra tall chair

DESCRIPTION

- Tall back
- Deep seat
- Xtra Tall 5-star base
- OM5 series® body-activated motion
- Virtual pause/lock
- Polyflex with variable back resistance

Specifications

MODEL	XTRA TALL
Overall width	28"
Overall height	40.5" - 45.5"
Back	18" w - 24.5" h
Seat	19.75" w x 21" d (20.5" d back uph)
Seat height	19" - 24"
COM	1 yd. seat 1 yd. back
Carton weight	69 pounds
FedEx weight	195 pounds
Arms	Optional
Warranty	Lifetime Limited
Weight Rating	300 lbs.

Order your chair worksheet


CATEGORY	CODE	PRICE
1. Model type / color		
2. Arms		
3. Polyflex Back		
4. Back Upholstery		
5. Seat Upholstery		
6. Cylinder		
7. Base		
8. Casters		
8. Other Options		

Unit Price


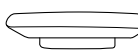


+ Number of Chairs

= Total Cost for Chairs

1. Model

FRAME COLOR	CODE	PRICE	
<input type="radio"/> Modern Black	OM5-BXT	\$913.00	
<input type="radio"/> Palladium Grey	OM5-GXT	\$1,003.00	


2. Arms

ARMS	CODE	PRICE	
<input type="radio"/> No Arms	-N	+ \$0	
<input type="radio"/> Fixed Arm Plug** (add -F in front of arm codes below to fix arm ht.)	-F	+ \$5.00	
<input type="radio"/> With height adjustable OM5 Arms	-A	+ \$103.00	
<input type="radio"/> With ht./width, fore/aft, inward pivot Arms Code: RP45 multi-adjustable	-RP45	+ \$158.00*	
<input type="radio"/> With ht./width, fore/aft, pivot Arms Code: RP50 fully-adjustable	-RP50	+ \$208.00*	
<input type="radio"/> With ht./width, fore/aft, pivot Arms Code: RP65 fully-adjustable, lockable	-RP65	+ \$208.00*	

* List Prices Include OM5 Arm Frame and respective Arm Top

** Fixed arm height at 8.25" above the seat

3. Polyflex Back

POLYFLEX COLOR	CODE	PRICE	
<input type="radio"/> Modern Black	-PBXT	+ \$0	
<input type="radio"/> Palladium Grey	-PGXT	+ \$0	
<input type="radio"/> Arctic White	-PWXT	+ \$0	

4. Back Upholstery Material

BACK UPHOLSTERY	CODE	PRICE
<input type="radio"/> Not Upholstered	-PF	+ \$0
<input type="radio"/> Zodiac Mesh***	-2300-2310	+ \$50.00
<input type="radio"/> Grade 1 / C.O.M.	-Fabric Color #	+ \$66.00
<input type="radio"/> Grade 2 / Grade-in A	-Fabric Color #	+ \$71.00
<input type="radio"/> Grade 3 / Grade-in B	-Fabric Color #	+ \$76.00
<input type="radio"/> Grade 4 / Grade-in C	-Fabric Color #	+ \$81.00
<input type="radio"/> Grade 5 / Grade-in D	-Fabric Color #	+ \$86.00
<input type="radio"/> Grade 6 / Grade-in E	-Fabric Color #	+ \$91.00
<input type="radio"/> LG1 (Evita) / C.O.L.	-Fabric Color #	+ \$145.00
<input type="radio"/> LG2 (Lena)	-Fabric Color #	+ \$155.00
<input type="radio"/> LG3 (Vulcano)	-Fabric Color #	+ \$165.00
Color#		




***Zodiac Mesh for back only. Not available for upholstered seat.

5. Seat Upholstery Material


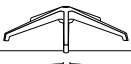

Zodiac Mesh (OM5 Series®) & Neighborhood Collection (Affirm Series) are NOT available for use as seat upholstery.

SEAT UPHOLSTERY	CODE	PRICE
<input type="radio"/> Grade 1 / C.O.M.	-Fabric Color #	+ \$0
<input type="radio"/> Grade 2 / Grade-in A	-Fabric Color #	+ \$20.00
<input type="radio"/> Grade 3 / Grade-in B	-Fabric Color #	+ \$40.00
<input type="radio"/> Grade 4 / Grade-in C	-Fabric Color #	+ \$60.00
<input type="radio"/> Grade 5 / Grade-in D	-Fabric Color #	+ \$80.00
<input type="radio"/> Grade 6 / Grade-in E	-Fabric Color #	+ \$100.00
<input type="radio"/> LG1 (Evita) / C.O.L.	-Fabric Color #	+ \$150.00
<input type="radio"/> LG2 (Lena)	-Fabric Color #	+ \$165.00
<input type="radio"/> LG3 (Vulcano)	-Fabric Color #	+ \$170.00
Color#		

6. Cylinder

CYLINDER STYLES	CODE	PRICE	
<input type="radio"/> 5" Black (Standard on OM5-BXT)	-OB5	+ \$0	
<input type="radio"/> 5" Chrome (Standard on OM5-GXT)	-OC5	+ \$20.00	
<input type="radio"/> 8" Chrome (must be ordered with GSP base)	-OC8	+ \$0	

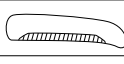

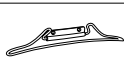
7. Base

BASE STYLES	CODE	PRICE	
<input type="radio"/> Black (Standard on OM5-BXT)	-B28	+ \$0	
<input type="radio"/> Polished Aluminum (Standard on OM5-GXT)	-P28	+ \$68.00	
<input type="radio"/> Grande Spider Base (default on OC8 8" chrome cylinder)	-GSP	+ \$55.56	

8. Casters

CASTER STYLES	CODE	PRICE	
<input type="radio"/> Dual-tone Universal Soft Casters, 65mm	-SC	+ \$0	
<input type="radio"/> Glides	-GLD	+ \$0	
<input type="radio"/> Safety Soft Casters	-SS	+ \$25.00	
<input type="radio"/> Rev. Braking Casters	-REV	+ \$35.00	

9. Other Options

	CODE	PRICE	
<input type="radio"/> Foam insert (Provides additional comfort)	-UPHCFT	+ \$66.00	
<input type="radio"/> Headrest	-HR	+ \$119.00	
<input type="radio"/> Coat Rack	-CTR	+ \$105.00	
<input type="radio"/> TB 133 requires full backrest upholstery	-UPHCA133	+ \$119.00	

features:

Begins @ \$680 armless / \$799 with KR-200 arms (PT62)

PTxx – Value-oriented and fully loaded ergonomic series

7xxx – A more executive look (upholstered outer backshells and executive styling)

Timeless design allows for this long-lasting series to stay current no matter the environment

Wide range of size options within the series to fit any user “big” to “small”

Most models standard with adjustable lumbar, seat depth & independently adjustable back/seat



paramount series (PT)

value line | general office

Please see pages 67, 159 - 173 for arm kits, casters, and other options.

small / petite

Model

PT62



Description

Value Line

Pneumatic lift
Tilting backrest
EZ back height adjustment
Rocking tilt
Seat tilting
Seat depth adjustment
Forward tilting
Tension knob
Extra-low cylinder
55mm multi-surface casters (STD)

Textile Grade-In

List

Grade 1 / C.O.M. \$680.00
Grade 2 / Grade-in A \$700.00
Grade 3 / Grade-in B \$720.00
Grade 4 / Grade-in C \$740.00
Grade 5 / Grade-in D \$760.00
Grade 6 / Grade-in E \$780.00
LG1 (Evita) / C.O.L. \$900.00
LG2 (Lena) \$925.00
LG3 (Vulcano) \$955.00

Specifications

Overall width 25"
Overall height 32.5" - 38.5"
Back 17" w x 16" h
Seat 19" w x 16-19.1" d
Seat height 15.5" - 19.5"
Travel range (ht.) 4" (back) / 4" (seat)
COM 1 yd.
Carton / FedEx wt 54 lbs / 101 lbs
Arms Group 1 & 4
Warranty 12 year limited

Model

PT69



Description

Value Line

Pneumatic lift
Tilting backrest
EZ back height adjustment
Rocking tilt
Seat tilting
Seat depth adjustment
Adjustable lumbar
Forward tilting
Tension knob
55mm multi-surface casters (STD)

Textile Grade-In

List

Grade 1 / C.O.M. \$772.00
Grade 2 / Grade-in A \$792.00
Grade 3 / Grade-in B \$812.00
Grade 4 / Grade-in C \$832.00
Grade 5 / Grade-in D \$852.00
Grade 6 / Grade-in E \$872.00
LG1 (Evita) / C.O.L. \$1,007.00
LG2 (Lena) \$1,032.00
LG3 (Vulcano) \$1,057.00

Specifications

Overall width 25"
Overall height 40" - 49"
Back 17" w x 22" h
Seat 19" w x 15.5-18.6" d
Seat height 17" - 22"
Travel range (ht.) 4" (back) / 5" (seat)
COM 1 yd.
Carton / FedEx wt 58 lbs / 101 lbs
Arms Group 1 & 4
Warranty 12 year limited

Model

PT69-RV



Description

Value Line

Pneumatic lift
EZ back height adjustment
5-stage locking tilt
Synchronous seat/back tilt
Seat depth adjustment
Adjustable lumbar
Independent back tilt
Side-mounted tension knob
55mm multi-surface casters (STD)

Textile Grade-In

List

Grade 1 / C.O.M. \$813.00
Grade 2 / Grade-in A \$833.00
Grade 3 / Grade-in B \$853.00
Grade 4 / Grade-in C \$873.00
Grade 5 / Grade-in D \$893.00
Grade 6 / Grade-in E \$913.00
LG1 (Evita) / C.O.L. \$1,048.00
LG2 (Lena) \$1,073.00
LG3 (Vulcano) \$1,098.00

Specifications

Overall width 25"
Overall height 40" - 49"
Back 17" w x 22" h
Seat 19" w x 15.5-18" d
Seat height 17" - 22"
Travel range (ht.) 4" (back) / 5" (seat)
COM 1 yd.
Carton / FedEx wt 58 lbs / 101 lbs
Arms Group 1 & 4
Warranty 12 year limited

Please see pages 67, 159 - 173 for arm kits, casters, and other options.

average / medium

Model

PT72N

300
POUNDS
CAPACITY**Description**

Value Line

Pneumatic lift
Tilting backrest
EZ back height adjustment
Rocking tilt
Seat tilting
Seat depth adjustment
Infinite forward tilting
Tension knob
55mm multi-surface casters (STD)

Textile Grade-In**List**

Grade 1 / C.O.M. \$656.00
Grade 2 / Grade-in A \$676.00
Grade 3 / Grade-in B \$696.00
Grade 4 / Grade-in C \$716.00
Grade 5 / Grade-in D \$736.00
Grade 6 / Grade-in E \$756.00
LG1 (Evita) / C.O.L. \$891.00
LG2 (Lena) \$916.00
LG3 (Vulcano) \$941.00

Specifications

Overall width 27"
Overall height 35" - 44"
Back 17" w x 18" h
Seat 20" w x 17-20.1" d
Seat height 17" - 22"
Travel range (ht.) 4" (back) / 5" (seat)
COM 1 yd.
Carton / FedEx wt 45 lbs / 101 lbs
Arms Group 1 & 4
Warranty 12 year limited

Model

PT74

300
POUNDS
CAPACITY**Description**

Value Line

Pneumatic lift
Tilting backrest
EZ back height adjustment
Rocking tilt
Seat tilting
Seat depth adjustment
Adjustable lumbar
Forward tilting
Tension knob
55mm multi-surface casters (STD)

Textile Grade-In**List**

Grade 1 / C.O.M. \$780.00
Grade 2 / Grade-in A \$800.00
Grade 3 / Grade-in B \$820.00
Grade 4 / Grade-in C \$840.00
Grade 5 / Grade-in D \$860.00
Grade 6 / Grade-in E \$880.00
LG1 (Evita) / C.O.L. \$1,015.00
LG2 (Lena) \$1,040.00
LG3 (Vulcano) \$1,065.00

Specifications

Overall width 27"
Overall height 35" - 44"
Back 17" w x 18" h
Seat 20" w x 17-20.1" d
Seat height 17" - 22"
Travel range (ht.) 4" (back) / 5" (seat)
COM 1 yd.
Carton / FedEx wt 53 lbs / 101 lbs
Arms Group 1 & 4
Warranty 12 year limited

Model

PT74-RV

300
POUNDS
CAPACITY**Description**

Value Line

Pneumatic lift
EZ back height adjustment
5-stage locking tilt
Synchronous seat/back tilt
Seat depth adjustment
Adjustable lumbar
Independent back tilt
Side-mounted tension knob
55mm multi-surface casters (STD)

Textile Grade-In**List**

Grade 1 / C.O.M. \$819.00
Grade 2 / Grade-in A \$839.00
Grade 3 / Grade-in B \$859.00
Grade 4 / Grade-in C \$879.00
Grade 5 / Grade-in D \$899.00
Grade 6 / Grade-in E \$919.00
LG1 (Evita) / C.O.L. \$1,054.00
LG2 (Lena) \$1,079.00
LG3 (Vulcano) \$1,104.00

Specifications

Overall width 27"
Overall height 35" - 44"
Back 17" w x 18" h
Seat 20" w x 17-19.5" d
Seat height 17" - 22"
Travel range (ht.) 4" (back) / 5" (seat)
COM 1 yd.
Carton / FedEx wt 53 lbs / 101 lbs
Arms Group 1 & 4
Warranty 12 year limited

paramount series (PT)

value line | general office

Please see pages 67, 159 - 173 for arm kits, casters, and other options.

large / xtra tall

Model

PT76N



Description

Value Line

Pneumatic lift
Tilting backrest
EZ back height adjustment
Rocking tilt
Seat tilting
Seat depth adjustment
Infinite forward tilting
Tension knob
55mm multi-surface casters (STD)

Textile Grade-In

Grade 1 / C.O.M. \$726.00
Grade 2 / Grade-in A \$746.00
Grade 3 / Grade-in B \$766.00
Grade 4 / Grade-in C \$786.00
Grade 5 / Grade-in D \$806.00
Grade 6 / Grade-in E \$826.00
LG1 (Evita) / C.O.L. \$961.00
LG2 (Lena) \$986.00
LG3 (Vulcano) \$1,011.00

List

Specifications

Overall width 27"
Overall height 37.5" - 48"
Back 19.5" w x 22" h
Seat 21" w x 18-21.1" d
Seat height 17" - 22"
Travel range (ht.) 4" (back) / 5" (seat)
COM 1.5 yds.
Carton / FedEx wt 50 lbs / 101 lbs
Arms Group 1 & 4
Warranty 12 year limited

Model

PT78



Description

Value Line

Pneumatic lift
Tilting backrest
EZ back height adjustment
Rocking tilt
Seat tilting
Seat depth adjustment
Adjustable lumbar
Forward tilting
Tension knob
55mm multi-surface casters (STD)

Textile Grade-In

Grade 1 / C.O.M. \$853.00
Grade 2 / Grade-in A \$873.00
Grade 3 / Grade-in B \$893.00
Grade 4 / Grade-in C \$913.00
Grade 5 / Grade-in D \$933.00
Grade 6 / Grade-in E \$953.00
LG1 (Evita) / C.O.L. \$1,088.00
LG2 (Lena) \$1,113.00
LG3 (Vulcano) \$1,138.00

List

Specifications

Overall width 27"
Overall height 40" - 48"
Back 19.5" w x 22" h
Seat 21" w x 18-21.1" d
Seat height 17" - 22"
Travel range (ht.) 4" (back) / 5" (seat)
COM 1.5 yds.
Carton / FedEx wt 57 lbs / 101 lbs
Arms Group 1 & 4
Warranty 12 year limited

Model

PT78-RV



Description

Value Line

Pneumatic lift
EZ back height adjustment
5-stage locking tilt
Synchronous seat/back tilt
Seat depth adjustment
Adjustable lumbar
Independent back tilt
Side-mounted tension knob
55mm multi-surface casters (STD)

Textile Grade-In

Grade 1 / C.O.M. \$892.00
Grade 2 / Grade-in A \$912.00
Grade 3 / Grade-in B \$932.00
Grade 4 / Grade-in C \$952.00
Grade 5 / Grade-in D \$972.00
Grade 6 / Grade-in E \$992.00
LG1 (Evita) / C.O.L. \$1,127.00
LG2 (Lena) \$1,152.00
LG3 (Vulcano) \$1,177.00

List

Specifications

Overall width 27"
Overall height 40" - 48"
Back 19.5" w x 22" h
Seat 21" w x 18-20.5" d
Seat height 17" - 22"
Travel range (ht.) 4" (back) / 5" (seat)
COM 1.5 yds.
Carton / FedEx wt 57 lbs / 101 lbs
Arms Group 1 & 4
Warranty 12 year limited

Model

PT79



Description

Value Line

Pneumatic lift
Tilting backrest
EZ back height adjustment
Rocking tilt
Seat tilting
Seat depth adjustment
Adjustable lumbar
Forward tilting
Tension knob
55mm multi-surface casters (STD)

Textile Grade-In

Grade 1 / C.O.M. \$920.00
Grade 2 \$945.00
Grade 3 / Grade-in A \$970.00
Grade 4 / Grade-in B \$995.00
Grade 5 / Grade-in C \$1,020.00
Grade 6 / Grade-in D \$1,045.00
LG1 (Evita) / C.O.L. \$1,205.00
LG2 (Lena) \$1,230.00
LG3 (Vulcano) \$1,265.00

List

Specifications

Overall width 27"
Overall height 46" - 55"
Back 19.5" w x 28" h
Seat 21" w x 18-21.1" d
Seat height 17" - 22"
Travel range (ht.) 4" (back) / 5" (seat)
COM 1.5 yds.
Carton / FedEx wt 63 lbs / 195 lbs
Arms Group 1 & 4
Warranty 12 year limited

large / xtra tall

Model

PTYM

**Description**

Pneumatic lift
Tilting backrest
EZ back height adjustment
Rocking tilt
Seat tilting
Seat depth adjustment
Adjustable lumbar
Forward tilting
Tension knob
Memory foam in seat
Dual-tone universal soft casters

Textile Grade-In

Grade 1 / C.O.M. \$1,266.00
Grade 2 \$1,291.00
Grade 3 / Grade-in A \$1,316.00
Grade 4 / Grade-in B \$1,341.00
Grade 5 / Grade-in C \$1,366.00
Grade 6 / Grade-in D \$1,391.00
LG1 (Evita) / C.O.L. \$1,551.00
LG2 (Lena) \$1,576.00
LG3 (Vulcano) \$1,611.00

List**Specifications**

Overall width 28"
Overall height 41" - 51"
Back 19.5" w x 22" h
Seat 23.5" w x 20.5-23.6" d
Seat height 19" - 25"
Travel range (ht.) 4" (back) / 6" (seat)
COM 1.5 yds.
Carton / FedEx wt 60 lbs / 195 lbs
Arms Group 1 & 4
Warranty 12 year limited

Model

PTYM-RV

**Description**

Pneumatic lift
EZ back height adjustment
5-stage locking tilt
Synchronous seat/back tilt
Seat depth adjustment
Adjustable lumbar
Independent back tilt
Side-mounted tension knob
Memory foam in seat
Dual-tone universal soft casters

Textile Grade-In

Grade 1 / C.O.M. \$1,305.00
Grade 2 \$1,330.00
Grade 3 / Grade-in A \$1,355.00
Grade 4 / Grade-in B \$1,380.00
Grade 5 / Grade-in C \$1,405.00
Grade 6 / Grade-in D \$1,430.00
LG1 (Evita) / C.O.L. \$1,590.00
LG2 (Lena) \$1,615.00
LG3 (Vulcano) \$1,650.00

List**Specifications**

Overall width 28"
Overall height 47" - 51"
Back 19.5" w x 22" h
Seat 23.5" w x 21.5-24" d
Seat height 19" - 25"
Travel range (ht.) 4" (back) / 6" (seat)
COM 1.5 yds.
Carton / FedEx wt 61 lbs / 195 lbs
Arms Group 1 & 4
Warranty 12 year limited

Model

PTYM-XT

**Description**

Pneumatic lift
Tilting backrest (PT79 size)
EZ back height adjustment
Rocking tilt
Seat tilting
Seat depth adjustment
Adjustable lumbar
Forward tilting
Tension knob
Memory foam in seat
Dual-tone universal soft casters

Textile Grade-In

Grade 1 / C.O.M. \$1,324.00
Grade 2 \$1,349.00
Grade 3 / Grade-in A \$1,374.00
Grade 4 / Grade-in B \$1,399.00
Grade 5 / Grade-in C \$1,424.00
Grade 6 / Grade-in D \$1,449.00
LG1 (Evita) / C.O.L. \$1,634.00
LG2 (Lena) \$1,659.00
LG3 (Vulcano) \$1,694.00

List**Specifications**

Overall width 28"
Overall height 47" - 58"
Back 19.5" w x 28" h
Seat 23.5" w x 20.5-23.6" d
Seat height 19" - 25"
Travel range (ht.) 4" (back) / 6" (seat)
COM 1.5 yds.
Carton / FedEx wt 60 lbs / 195 lbs
Arms Group 1 & 4
Warranty 12 year limited

paramount series (PT)

value line | general office

Please see page 159 - 173 for some relevant options.

guest chairs / nesting

Model

PT70N



300
POUNDS
CAPACITY

Description

Value Line

Convenient nesting chair design
Upholstered backrest
Fixed arms standard
Black Powdercoat frame (standard)
Silver Powdercoat frame (option)



No upcharge for Silver frame option
Add -SLR after model #

Textile Grade-In

List

Grade 1 / C.O.M.	\$446.00
Grade 2 / Grade-in A	\$466.00
Grade 3 / Grade-in B	\$486.00
Grade 4 / Grade-in C	\$506.00
Grade 5 / Grade-in D	\$526.00
Grade 6 / Grade-in E	\$546.00
LG1 (Evita) / C.O.L.	\$681.00
LG2 (Lena)	\$706.00
LG3 (Vulcano)	\$731.00

Ships with back detached.

Specifications

Overall width	24"
Overall height	39" (fixed)
Back	17" w x 18" h
Seat	18.5" w x 18.5" d
Seat height	18" (fixed)
COM	1 yd.
Carton weight	40 pounds
FedEx weight	85 pounds
Arms	Included
Warranty	12 year limited

Model

PT71N



300
POUNDS
CAPACITY

Description

Value Line

Convenient nesting chair design
Upholstered backrest
Armless
Black Powdercoat frame (standard)
Silver Powdercoat frame (option)



No upcharge for Silver frame option
Add -SLR after model #

Textile Grade-In

List

Grade 1 / C.O.M.	\$440.00
Grade 2 / Grade-in A	\$460.00
Grade 3 / Grade-in B	\$480.00
Grade 4 / Grade-in C	\$500.00
Grade 5 / Grade-in D	\$520.00
Grade 6 / Grade-in E	\$540.00
LG1 (Evita) / C.O.L.	\$675.00
LG2 (Lena)	\$700.00
LG3 (Vulcano)	\$725.00

Ships with back detached.

Specifications

Overall width	22.5"
Overall height	39" (fixed)
Back	17" w x 18" h
Seat	18.5" w x 18.5" d
Seat height	18" (fixed)
COM	1 yd.
Carton weight	40 pounds
FedEx weight	85 pounds
Arms	none
Warranty	12 year limited

Model

PT74S



300
POUNDS
CAPACITY

Description

Value Line

Cantilever Sled base
Armless

Textile Grade-In

List

Grade 1 / C.O.M.	\$351.00
Grade 2 / Grade-in A	\$371.00
Grade 3 / Grade-in B	\$391.00
Grade 4 / Grade-in C	\$411.00
Grade 5 / Grade-in D	\$431.00
Grade 6 / Grade-in E	\$451.00
LG1 (Evita) / C.O.L.	\$586.00
LG2 (Lena)	\$611.00
LG3 (Vulcano)	\$636.00

Specifications

Overall width	20"
Overall height	38" (fixed)
Back	17" w x 18" h
Seat	19" w x 19" d
Seat height	18" (fixed)
COM	1 yd.
Carton weight	35 pounds
FedEx weight	68 pounds
Arms	Group 1 & 4
Warranty	12 year limited

Model

PT76S



300
POUNDS
CAPACITY

Description

Value Line

Cantilever Sled base
Armless

Textile Grade-In

List

Grade 1 / C.O.M.	\$333.00
Grade 2 / Grade-in A	\$353.00
Grade 3 / Grade-in B	\$373.00
Grade 4 / Grade-in C	\$393.00
Grade 5 / Grade-in D	\$413.00
Grade 6 / Grade-in E	\$433.00
LG1 (Evita) / C.O.L.	\$568.00
LG2 (Lena)	\$593.00
LG3 (Vulcano)	\$618.00

Specifications


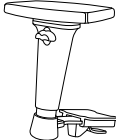

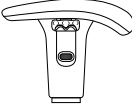

Overall width	24"
Overall height	41" (fixed)
Back	19" w x 21" h
Seat	20" w x 20" d
Seat height	18" (fixed)
COM	1.5 yds.
Carton weight	41 pounds
FedEx weight	100 pounds
Arms	Group 1 & 4
Warranty	12 year limited

Model	Description	Value Line	Textile Grade-In	List	Specifications
PT78S	Cantilever Sled base		Grade 1 / C.O.M.	\$385.00	Overall width 24"
	Standard closed loop arms		Grade 2 / Grade-in A	\$405.00	Overall height 41" (fixed)
			Grade 3 / Grade-in B	\$425.00	Back 19" w x 21" h
			Grade 4 / Grade-in C	\$445.00	Seat 20" w x 20" d
			Grade 5 / Grade-in D	\$465.00	Seat height 18" (fixed)
			Grade 6 / Grade-in E	\$485.00	COM 1.5 yds.
			LG1 (Evita) / C.O.L.	\$620.00	Carton weight 41 pounds
			LG2 (Lena)	\$645.00	FedEx weight 100 pounds
			LG3 (Vulcano)	\$670.00	Arms Included
					Warranty 12 year limited



Note: Arms cannot be removed.

Suggested Options for Paramount Series (PT)

Arms kits			
	KR-200 (2D Motion) - list: 119.00 Height and width adjustable, removable T-arms with natural grip control. For specs. and warranty, see page 163.		JR-69 (4D Motion) - list: 196.00 Height and width adjustable, forward slanting T-arm with soft touch width adjustment trigger, lockable arm top, fore-aft, side-side, pivoting arm top (RP-65). For specs. and warranty, see page 164.
	KR-300 (2D Motion) - list: 144.00 Height and width adjustable, removable T-arms with natural grip control. For specs. and warranty, see page 163.		KR-25 (1D Motion) - list: 70.00 Fixed width, height adjustable T-arms featuring natural grip control. For specs. and warranty, see page 162.
	KR-445 (4D Motion) - list: 185.00 Height and width adjustable, removable T-arms with fore-aft, side-side, and inward pivoting arm top (RP-45). For specs. and warranty, see page 164.		

paramount series (7xxx)

general office

Please see pages 69, 159 - 173 for arm kits, casters, and other options.

average / medium

Model	Description	Textile Grade-In	List	Specifications
7770	Pneumatic lift	Grade 1 / C.O.M.	\$752.00	Overall width 27"
	EZ back height adjustment	Grade 2	\$772.00	Overall height 39" - 48"
	Tilting backrest	Grade 3 / Grade-in A	\$792.00	Back 18" w x 21" h
	Tilting seat	Grade 4 / Grade-in B	\$812.00	Seat 20" w x 17.5-20.6" d
	Seat depth adjustment	Grade 5 / Grade-in C	\$832.00	Seat height 17" - 22"
	Swivel/rocking tilt	Grade 6 / Grade-in D	\$852.00	Travel range (ht.) 4" (back) / 5" (seat)
	Tension knob	LG1 (Evita) / C.O.L.	\$1,022.00	COM 1.5 yds.
	Fabric panel back	LG2 (Lena)	\$1,047.00	Carton / FedEx wt 45 lbs / 101 lbs
	Tilt lock at any angle	LG3 (Vulcano)	\$1,072.00	Arms Group 1 & 4
	55mm multi-surface casters (STD)			Warranty 12 year limited



Model	Description	Textile Grade-In	List	Specifications
7780	Pneumatic lift	Grade 1 / C.O.M.	\$831.00	Overall width 27"
	EZ back height adjustment	Grade 2	\$851.00	Overall height 39" - 48"
	Tilting backrest	Grade 3 / Grade-in A	\$871.00	Back 18" w x 21" h
	Tilting seat	Grade 4 / Grade-in B	\$891.00	Seat 20" w x 17.5-20.6" d
	Seat depth adjustment	Grade 5 / Grade-in C	\$911.00	Seat height 17" - 22"
	Swivel/rocking tilt	Grade 6 / Grade-in D	\$931.00	Travel range (ht.) 4" (back) / 5" (seat)
	Tension knob	LG1 (Evita) / C.O.L.	\$1,101.00	COM 1.5 yds.
	Fabric panel back	LG2 (Lena)	\$1,126.00	Carton / FedEx wt 48 lbs / 101 lbs
	Tilt lock at any angle	LG3 (Vulcano)	\$1,151.00	Arms Group 1 & 4
	Adjustable lumbar			Warranty 12 year limited
	55mm multi-surface casters (STD)			



NOTES When upholstered in any Grade 5 patterns (Solids, Architext, and Myth) Paramount Series back shells are upholstered in a high double-rub black fabric unless otherwise specified (for matching ComfortKnit backshell upholstery see page 159 for pricing: UPHDUB-T).

Model

7878

300
POUNDS
CAPACITY**Description**

Pneumatic lift
EZ back height adjustment
Tilting backrest
Tilting seat
Seat depth adjustment
Adjustable lumbar
Swivel/rocking tilt
Forward tilting
Tension knob
DCS seat
55mm multi-surface casters (STD)

Textile Grade-In

Grade 1 / C.O.M. \$951.00
Grade 2 \$971.00
Grade 3 / Grade-in A \$991.00
Grade 4 / Grade-in B \$1,011.00
Grade 5 / Grade-in C \$1,031.00
Grade 6 / Grade-in D \$1,051.00
LG1 (Evita) / C.O.L. \$1,236.00
LG2 (Lena) \$1,261.00
LG3 (Vulcano) \$1,296.00

List**Specifications**

Overall width 27"
Overall height 40" - 49"
Back 18" w x 23" h
Seat 21" w x 18-21.1" d
Seat height 17" - 22"
Travel range (ht.) 4" (back) / 5" (seat)
COM 1.5 yds.
Carton / FedEx wt 55 lbs / 101 lbs
Arms Group 1 & 4
Warranty 12 year limited

DCS TECHNOLOGY

Model

7893

300
POUNDS
CAPACITY**Description**

Pneumatic lift
EZ back height adjustment
Tilting backrest
Tilting seat
Seat depth adjustment
Fabric panel back
Forward tilting
Tension knob

Textile Grade-In

Grade 1 / C.O.M. \$625.00
Grade 2 \$645.00
Grade 3 / Grade-in A \$665.00
Grade 4 / Grade-in B \$685.00
Grade 5 / Grade-in C \$705.00
Grade 6 / Grade-in D \$725.00
LG1 (Evita) / C.O.L. \$885.00
LG2 (Lena) \$910.00
LG3 (Vulcano) \$935.00

List**Specifications**

Overall width 27"
Overall height 38" - 47"
Back 20" w x 26" h
Seat 20.5" w x 18-20" d
Seat height 17" - 22"
Travel range (ht.) 4" (back) / 5" (seat)
COM 2 yds.
Carton / FedEx wt 54 lbs / 101 lbs
Arms Group 1 & 4
Warranty 12 year limited

Model

7897

300
POUNDS
CAPACITY**Description**

Pneumatic lift
EZ back height adjustment
Tilting backrest
Tilting seat
3-way adjustable headrest
Forward tilting
Fabric panel back
Tension knob
Seat depth adjustment

Textile Grade-In

Grade 1 / C.O.M. \$685.00
Grade 2 \$705.00
Grade 3 / Grade-in A \$725.00
Grade 4 / Grade-in B \$745.00
Grade 5 / Grade-in C \$765.00
Grade 6 / Grade-in D \$785.00
LG1 (Evita) / C.O.L. \$945.00
LG2 (Lena) \$970.00
LG3 (Vulcano) \$995.00

List**Specifications**

Overall width 27"
Overall height 38" - 56"
Back 20" w x 26" h
Seat 20.5" w x 18-20" d
Seat height 17" - 22"
Travel range (ht.) 4" (back) / 5" (seat)
COM 2 yds.
Carton / FedEx wt 59 lbs / 101 lbs
Arms Group 1 & 4
Warranty 12 year limited

Suggested Options for Paramount Series**Arms kits****JR-39M (2D Motion)** - list: 169.00

Height and width adjustable forward slanting T-arms with soft touch width adjustment trigger and Memosoft arm pads.

For specs. and warranty, see page 163.

**JR-49 (4D Motion)** - list: 196.00

Height and width adjustable, forward slanting T-arms with soft touch width adjustment trigger, fore-aft, side-side and inward pivoting arm top (RP-45).

For specs. and warranty, see page 164.

**KR-445 (4D Motion)** - list: 185.00

Height and width adjustable, removable T-arms with fore-aft, side-side, and inward pivoting arm top (RP-45).

For specs. and warranty, see page 164.

**JR-69 (4D Motion)** - list: 196.00

Height and width adjustable, forward slanting T-arm with soft touch width adjustment trigger, lockable arm top, fore-aft, side-side, pivoting arm top (RP-65).

For specs. and warranty, see page 164.

[illegible]

features:

Begins @ \$478 armless / \$597 with KR-200 arms (PA53)

PA5x, -6x – Popular, simple task chairs good for anyplace that work could happen!

PC5x – Full-featured office and work chairs with a full range of ergonomic adjustments

Wide range of size options within the series to fit any user “big” to “small”



patriot series (PA)

value line | general office

Please see pages 75, 159 - 173 for arm kits, casters, and other options.

small / petite

Model

PA53



300
POUNDS
CAPACITY

Description

Value Line

Pneumatic lift
Tilting backrest
EZ back height adjustment
Seat tilting
Seat depth adjustment
55mm multi-surface casters (STD)

Textile Grade-In

List

Grade 1 / C.O.M. \$478.00
Grade 2 / Grade-in A \$498.00
Grade 3 / Grade-in B \$518.00
Grade 4 / Grade-in C \$538.00
Grade 5 / Grade-in D \$558.00
Grade 6 / Grade-in E \$578.00
LG1 (Evita) / C.O.L. \$698.00
LG2 (Lena) \$723.00
LG3 (Vulcano) \$753.00

Specifications

Overall width 25"
Overall height 32" - 40"
Back 17.5" w x 16.5" h
Seat 19" w x 17-20.1" d
Seat height 16" - 21"
Travel range (ht.) 3" (back) / 5" (seat)
COM 1 yd.
Carton / FedEx wt 54 lbs / 101 lbs
Arms Group 1 & 4
Warranty 12 year limited

Model

PA63



300
POUNDS
CAPACITY

Description

Value Line

Pneumatic lift
EZ back height adjustment
3-stage locking tilt
Synchronous seat/back tilt
Seat depth adjustment
Tension knob
55mm multi-surface casters (STD)

Textile Grade-In

List

Grade 1 / C.O.M. \$541.00
Grade 2 / Grade-in A \$561.00
Grade 3 / Grade-in B \$581.00
Grade 4 / Grade-in C \$601.00
Grade 5 / Grade-in D \$621.00
Grade 6 / Grade-in E \$641.00
LG1 (Evita) / C.O.L. \$761.00
LG2 (Lena) \$786.00
LG3 (Vulcano) \$816.00

Specifications

Overall width 25"
Overall height 32" - 40"
Back 17.5" w x 16.5" h
Seat 19" w x 17-20.1" d
Seat height 16" - 21"
Travel range (ht.) 3" (back) / 5" (seat)
COM 1 yd.
Carton / FedEx wt 54 lbs / 101 lbs
Arms Group 1 & 4
Warranty 12 year limited

Please see pages 75, 159 - 173 for arm kits, casters, and other options.

average / medium

Model	Description	Value Line	Textile Grade-In	List	Specifications
PA55	Pneumatic lift		Grade 1 / C.O.M.	\$539.00	Overall width 27"
	Tilting backrest		Grade 2 / Grade-in A	\$559.00	Overall height 38" - 46"
	EZ back height adjustment		Grade 3 / Grade-in B	\$579.00	Back 20" w x 21" h
	Seat tilting		Grade 4 / Grade-in C	\$599.00	Seat 20.5" w x 18-21.1" d
	Seat depth adjustment		Grade 5 / Grade-in D	\$619.00	Seat height 16.5" - 21.5"
	55mm multi-surface casters (STD)		Grade 6 / Grade-in E	\$639.00	Travel range (ht.) 3" (back) / 5" (seat)
			LG1 (Evita) / C.O.L.	\$774.00	COM 1 yd.
			LG2 (Lena)	\$799.00	Carton / FedEx wt 52 lbs / 101 lbs
			LG3 (Vulcano)	\$824.00	Arms Group 1 & 4
					Warranty 12 year limited

300
POUNDS
CAPACITY

Model	Description	Value Line	Textile Grade-In	List	Specifications
PA66	Pneumatic lift		Grade 1 / C.O.M.	\$603.00	Overall width 27"
	EZ back height adjustment		Grade 2 / Grade-in A	\$623.00	Overall height 38" - 46"
	3-stage locking tilt		Grade 3 / Grade-in B	\$643.00	Back 20" w x 21" h
	<i>Synchronous seat/back tilt</i>		Grade 4 / Grade-in C	\$663.00	Seat 20.5" w x 18-21.1" d
	Seat depth adjustment		Grade 5 / Grade-in D	\$683.00	Seat height 16.5" - 21.5"
	Tension knob		Grade 6 / Grade-in E	\$703.00	Travel range (ht.) 3" (back) / 5" (seat)
	55mm multi-surface casters (STD)		LG1 (Evita) / C.O.L.	\$838.00	COM 1 yd.
			LG2 (Lena)	\$863.00	Carton / FedEx wt 52 lbs / 101 lbs
			LG3 (Vulcano)	\$888.00	Arms Group 1 & 4
					Warranty 12 year limited

300
POUNDS
CAPACITY

Model	Description	Value Line	Textile Grade-In	List	Specifications
PA57D	Pneumatic lift		Grade 1 / C.O.M.	\$516.00	Overall width 25"
	Tilting backrest		Grade 2 / Grade-in A	\$536.00	Overall height 37" - 45"
	EZ back height adjustment		Grade 3 / Grade-in B	\$556.00	Back 19" w x 19" h
	Seat tilting		Grade 4 / Grade-in C	\$576.00	Seat 21" w x 18-21.1" d
	Seat depth adjustment		Grade 5 / Grade-in D	\$596.00	Seat height 17" - 22"
	55mm multi-surface casters (STD)		Grade 6 / Grade-in E	\$616.00	Travel range (ht.) 3" (back) / 5" (seat)
			LG1 (Evita) / C.O.L.	\$751.00	COM 1 yd.
			LG2 (Lena)	\$776.00	Carton / FedEx wt 56 lbs / 101 lbs
			LG3 (Vulcano)	\$801.00	Arms Group 1 & 4
					Warranty 12 year limited

300
POUNDS
CAPACITY

Model	Description	Value Line	Textile Grade-In	List	Specifications
PA67	Pneumatic lift		Grade 1 / C.O.M.	\$580.00	Overall width 27"
	EZ back height adjustment		Grade 2 / Grade-in A	\$600.00	Overall height 37" - 45"
	3-stage locking tilt		Grade 3 / Grade-in B	\$620.00	Back 19" w x 19" h
	<i>Synchronous seat/back tilt</i>		Grade 4 / Grade-in C	\$640.00	Seat 21" w x 18-21.1" d
	Seat depth adjustment		Grade 5 / Grade-in D	\$660.00	Seat height 17" - 22"
	Tension knob		Grade 6 / Grade-in E	\$680.00	Travel range (ht.) 3" (back) / 5" (seat)
	55mm multi-surface casters (STD)		LG1 (Evita) / C.O.L.	\$815.00	COM 1 yd.
			LG2 (Lena)	\$840.00	Carton / FedEx wt 56 lbs / 101 lbs
			LG3 (Vulcano)	\$865.00	Arms Group 1 & 4
					Warranty 12 year limited

300
POUNDS
CAPACITY

patriot series (PA)

value line | general office

Please see pages 75, 159 - 173 for arm kits, casters, and other options.

average / medium

Model

PA58



300
POUNDS
CAPACITY

Description

Value Line

Pneumatic lift
Tilting backrest
EZ back height adjustment
Seat tilting
Seat depth adjustment
Fabric panel back
55mm multi-surface casters (STD)

Textile Grade-In

List

Grade 1 / C.O.M. \$540.00
Grade 2 / Grade-in A \$560.00
Grade 3 / Grade-in B \$580.00
Grade 4 / Grade-in C \$600.00
Grade 5 / Grade-in D \$620.00
Grade 6 / Grade-in E \$640.00
LG1 (Evita) / C.O.L. \$775.00
LG2 (Lena) \$800.00
LG3 (Vulcano) \$825.00

Specifications

Overall width 25"
Overall height 37" - 45"
Back 19" w x 19" h
Seat 21" w x 18-21.1" d
Seat height 17" - 22"
Travel range (ht.) 3" (back) / 5" (seat)
COM 1.5 yds.
Carton / FedEx wt 56 lbs / 101 lbs
Arms Group 1 & 4
Warranty 12 year limited

Model

PA68



300
POUNDS
CAPACITY

Description

Value Line

Pneumatic lift
EZ back height adjustment
3-stage locking tilt
Synchronous seat/back tilt
Seat depth adjustment
Tension knob
Fabric panel back
55mm multi-surface casters (STD)

Textile Grade-In

List

Grade 1 / C.O.M. \$604.00
Grade 2 / Grade-in A \$624.00
Grade 3 / Grade-in B \$644.00
Grade 4 / Grade-in C \$664.00
Grade 5 / Grade-in D \$684.00
Grade 6 / Grade-in E \$704.00
LG1 (Evita) / C.O.L. \$839.00
LG2 (Lena) \$864.00
LG3 (Vulcano) \$889.00

Specifications

Overall width 27"
Overall height 37" - 45"
Back 19" w x 19" h
Seat 21" w x 18-21.1" d
Seat height 17" - 22"
Travel range (ht.) 3" (back) / 5" (seat)
COM 1.5 yds.
Carton / FedEx wt 56 lbs / 101 lbs
Arms Group 1 & 4
Warranty 12 year limited

NOTES When upholstered in any Grade 5 patterns (Solids, Architext, and Myth) model #'s PA58 and PA68 back shells are upholstered in a high double-rub black fabric unless otherwise specified (for matching ComfortKnit backshell upholstery, see page 173 for pricing: UPHDUB-T).

Please see pages 159 - 173 for arm kits, casters, and other options.

large / xtra tall

Model	Description	Value Line	Textile Grade-In	List	Specifications
PA59	Pneumatic lift		Grade 1 / C.O.M.	\$572.00	Overall width 27"
	Tilting backrest		Grade 2	\$592.00	Overall height 42.5" - 50"
	EZ back height adjustment		Grade 3 / Grade-in A	\$612.00	Back 20.5" w x 25" h
	Seat tilting		Grade 4 / Grade-in B	\$632.00	Seat 21" w x 18-21.1" d
	Seat depth adjustment		Grade 5 / Grade-in C	\$652.00	Seat height 17" - 22"
	55mm multi-surface casters (STD)		Grade 6 / Grade-in D	\$672.00	Travel range (ht.) 3" (back) / 5" (seat)
			LG1 (Evita) / C.O.L.	\$842.00	COM 1.5 yds.
			LG2 (Lena)	\$867.00	Carton / FedEx wt 59 lbs / 101 lbs
			LG3 (Vulcano)	\$892.00	Arms Group 1 & 4
					Warranty 12 year limited



300
POUNDS
CAPACITY

Model	Description	Value Line	Textile Grade-In	List	Specifications
PA69	Pneumatic lift		Grade 1 / C.O.M.	\$635.00	Overall width 27"
	EZ back height adjustment		Grade 2	\$655.00	Overall height 42.5" - 50"
	3-stage locking tilt		Grade 3 / Grade-in A	\$675.00	Back 20.5" w x 25" h
	Synchronous seat/back tilt		Grade 4 / Grade-in B	\$695.00	Seat 21" w x 18-21.1" d
	Seat depth adjustment		Grade 5 / Grade-in C	\$715.00	Seat height 17" - 22"
	Tension knob		Grade 6 / Grade-in D	\$735.00	Travel range (ht.) 3" (back) / 5" (seat)
	55mm multi-surface casters (STD)		LG1 (Evita) / C.O.L.	\$905.00	COM 1.5 yds.
			LG2 (Lena)	\$930.00	Carton / FedEx wt 59 lbs / 101 lbs
			LG3 (Vulcano)	\$955.00	Arms Group 1 & 4
					Warranty 12 year limited



300
POUNDS
CAPACITY

side chair

Model	Description	Value Line	Textile Grade-In	List	Specifications
PA61S	Cantilever Sled base		Grade 1 / C.O.M.	\$345.00	Overall width 22"
			Grade 2 / Grade-in A	\$365.00	Overall height 38.5" (fixed)
			Grade 3 / Grade-in B	\$385.00	Back 20" w x 21" h
			Grade 4 / Grade-in C	\$405.00	Seat 20.5" w x 19" d
			Grade 5 / Grade-in D	\$425.00	Seat height 18" (fixed)
			Grade 6 / Grade-in E	\$445.00	COM 1 yd.
			LG1 (Evita) / C.O.L.	\$580.00	Carton weight 38 pounds
			LG2 (Lena)	\$605.00	FedEx weight 62 pounds
			LG3 (Vulcano)	\$630.00	Arms Group 1 & 4
					Warranty 12 year limited



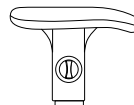
common options

Suggested Options for Patriot PA Series

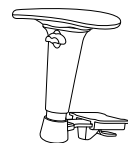
Arms kits



KR-200 (2D Motion) - list: 119.00
Height and width adjustable, removable T-arms with natural grip control.
For specs. and warranty, see page 163.



KR-21 (1D Motion) - list: 70.00
Fixed width, turn-knob height adjustable T-arms.
For specs. and warranty, see page 162.



JR-39 (2D Motion) - list: 132.00
Height and width adjustable forward slanting T-arms with soft touch width adjustment trigger.
For specs. and warranty, see page 163.



JR-49 (4D Motion) - list: 196.00
Height and width adjustable, forward slanting T-arms with soft touch width adjustment trigger, fore-aft, side-side and inward pivoting arm top (RP-45).
For specs. and warranty, see page 164.

patriot series (PC)

general office

Please see pages 77, 159 - 173 for arm kits, casters, and other options.

small / petite

Model

PC53



300
POUNDS
CAPACITY

Description

Value Line

Pneumatic lift
Tilting backrest
EZ back height adjustment
Seat tilting
Seat depth adjustment
Rocking tilt
Infinite forward tilting
Tension knob
55mm multi-surface casters (STD)

Textile Grade-In

List

Grade 1 / C.O.M.	\$598.00
Grade 2 / Grade-in A	\$618.00
Grade 3 / Grade-in B	\$638.00
Grade 4 / Grade-in C	\$658.00
Grade 5 / Grade-in D	\$678.00
Grade 6 / Grade-in E	\$698.00
LG1 (Evita) / C.O.L.	\$818.00
LG2 (Lena)	\$843.00
LG3 (Vulcano)	\$873.00

Specifications

Overall width	25"
Overall height	32" - 40"
Back	17.5" w x 16.5" h
Seat	19" w x 17-20.1" d
Seat height	16" - 21"
Travel range (ht.)	3" (back) / 5" (seat)
COM	1 yd.
Carton / FedEx wt	54 lbs / 101 lbs
Arms	Group 1 & 4
Warranty	12 year limited

average / medium

Model

PC55



300
POUNDS
CAPACITY

Description

Value Line

Pneumatic lift
Tilting backrest
EZ back height adjustment
Seat tilting
Seat depth adjustment
Rocking tilt
Infinite forward tilting
Tension knob
55mm multi-surface casters (STD)

Textile Grade-In

List

Grade 1 / C.O.M.	\$660.00
Grade 2 / Grade-in A	\$680.00
Grade 3 / Grade-in B	\$700.00
Grade 4 / Grade-in C	\$720.00
Grade 5 / Grade-in D	\$740.00
Grade 6 / Grade-in E	\$760.00
LG1 (Evita) / C.O.L.	\$895.00
LG2 (Lena)	\$920.00
LG3 (Vulcano)	\$945.00

Specifications

Overall width	27"
Overall height	38" - 46"
Back	20" w x 21" h
Seat	20.5" w x 18-21.1" d
Seat height	16.5" - 21.5"
Travel range (ht.)	3" (back) / 5" (seat)
COM	1 yd.
Carton / FedEx wt	52 lbs / 101 lbs
Arms	Group 1 & 4
Warranty	12 year limited

Model

PC57D



300
POUNDS
CAPACITY

Description

Value Line

Pneumatic lift
Tilting backrest
EZ back height adjustment
Seat tilting
Seat depth adjustment
Rocking tilt
Infinite forward tilting
Tension knob
55mm multi-surface casters (STD)

Textile Grade-In

List

Grade 1 / C.O.M.	\$638.00
Grade 2 / Grade-in A	\$658.00
Grade 3 / Grade-in B	\$678.00
Grade 4 / Grade-in C	\$698.00
Grade 5 / Grade-in D	\$718.00
Grade 6 / Grade-in E	\$738.00
LG1 (Evita) / C.O.L.	\$873.00
LG2 (Lena)	\$898.00
LG3 (Vulcano)	\$923.00

Specifications

Overall width	27"
Overall height	37" - 45"
Back	19" w x 19" h
Seat	21" w x 17.5-20.6" d
Seat height	17" - 22"
Travel range (ht.)	3" (back) / 5" (seat)
COM	1 yd.
Carton / FedEx wt	56 lbs / 101 lbs
Arms	Group 1 & 4
Warranty	12 year limited

Model

PC58



300
POUNDS
CAPACITY

Description

Value Line

Pneumatic lift
Tilting backrest
EZ back height adjustment
Seat tilting
Seat depth adjustment
Rocking tilt
Infinite forward tilting
Tension knob
Fabric panel back
55mm multi-surface casters (STD)

Textile Grade-In

List

Grade 1 / C.O.M.	\$662.00
Grade 2 / Grade-in A	\$682.00
Grade 3 / Grade-in B	\$702.00
Grade 4 / Grade-in C	\$722.00
Grade 5 / Grade-in D	\$742.00
Grade 6 / Grade-in E	\$762.00
LG1 (Evita) / C.O.L.	\$897.00
LG2 (Lena)	\$922.00
LG3 (Vulcano)	\$947.00

Specifications

Overall width	27"
Overall height	37" - 45"
Back	19" w x 19" h
Seat	21" w x 18-21.1" d
Seat height	17" - 22"
Travel range (ht.)	3" (back) / 5" (seat)
COM	1.5 yds.
Carton / FedEx wt	56 lbs / 101 lbs
Arms	Group 1 & 4
Warranty	12 year limited

NOTES When upholstered in any Grade 5 patterns (Solids, Architect, and Myth) the PC58's back shell is upholstered in a high double-rub black fabric unless otherwise specified (for matching ComfortKnit back upholstery, see page 173 for pricing: UPHDUB-T).

Above weights do not include optional arm kits. ; FedEx weight is calculated using FedEx dimensional standards to determine billable weight. ; Pricing and specifications subject to change without notification.

Please see pages 159 - 173 for arm kits, casters, and other options.

large / xtra tall

Model

PC59

**Description****Value Line****Textile Grade-In****List****Specifications**

Pneumatic lift	Grade 1 / C.O.M.	\$693.00
Tilting backrest	Grade 2	\$713.00
EZ back height adjustment	Grade 3 / Grade-in A	\$733.00
Seat tilting	Grade 4 / Grade-in B	\$753.00
Seat depth adjustment	Grade 5 / Grade-in C	\$773.00
Rocking tilt	Grade 6 / Grade-in D	\$793.00
Infinite forward tilting	LG1 (Evita) / C.O.L.	\$963.00
Tension knob	LG2 (Lena)	\$988.00
55mm multi-surface casters (STD)	LG3 (Vulcano)	\$1,013.00

Overall width	27"
Overall height	42.5" - 50"
Back	20.5" w x 25" h
Seat	21" w x 18-21.1" d
Seat height	17" - 22"
Travel range (ht.)	3" (back) / 5" (seat)
COM	1.5 yds.
Carton / FedEx wt	59 lbs / 101 lbs
Arms	Group 1 & 4
Warranty	12 year limited

common options

Suggested Options for PC Series**Arms kits**

KR-240M (2D Motion) - list: 144.00
Height and width adjustable, removable T-arms with natural grip control and Memosoft arm pad.

For specs and warranty, see page 163.



KR-540 (4D+ Motion) - list: 205.00
Height and width adjustable, removable T-arms with 6-way ultra adjustable, omni directional arm top (RP-50).

For specs. and warranty, see page 166.



KR-445 (4D Motion) - list: 185.00
Height and width adjustable, removable T-arms with fore-aft, side-side, and inward pivoting arm top (RP-45).

For specs. and warranty, see page 164.



JR-39 (2D Motion) - list: 132.00
Height and width adjustable forward slanting T-arms with soft touch width adjustment trigger.

For specs. and warranty, see page 163.

features:

Begins @ \$798 armless (TY608) / \$917 with KR-200 arms (TY608-KR200- . . .)

Truly. a unique design to fit any work, conference or executive environment

Patented, award-winning design offers a range of aesthetic and functional choices

Multiple ergonomic mechanisms, 3 seat sizes, and 6 different polyback colors to make Truly. yours

Designed by Francisco Romero of Phidesign



TruFit™ Back System

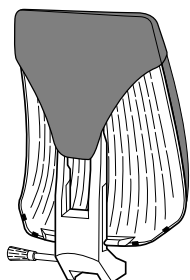
- 1. Back height adjustment.**
Click it all the way up. Then, all the way down to reset. Position the height where you want.
- 2. Adjustable lumbar.**
Loosen to the left. Tighten to the right. Adjust the back arch as you like.
- 3. Lively "working support".** Truly's back is a next generation polymer blend that allows the back to flex as you move, work, & create!



Integrated ratchet tuned for a smooth vertical adjustment and sophisticated clicking timbre

Jacket & Wrap

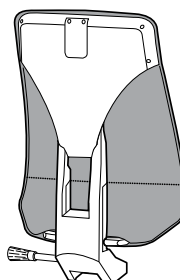
Back Upholstery Compatibility Guide*



JACKET | Pre-approved in-stock options

Great choice for environments that could use the added visual flexibility and warmth afforded by our user-removable / replaceable Truly. "jacket".

Grade 1: Basic, Celestial, Spice	\$ 62.00
Grade 2: Arcade, Clue, Drift, Soft Sit, Track	\$ 92.00
Grade 3: Cinema, Dart, Free, Illusion, Stage	\$152.00
Grade 4: Cover Cloth, Rocket	\$152.00
Grade 5: Architect, Myth	\$152.00
LG1: (none)	N/A
LG2: Lena	\$192.00
LG3: Vulcano	\$199.00



WRAP | Pre-approved in-stock options


Great choice for performance / healthcare environments

Grade 1: (none)	N/A
Grade 2: Drift, Soft Sit	\$ 62.00
Grade 3: Cinema, Illusion, Stage	\$122.00
Grade 4: Zodiac Mesh	\$122.00
Grade 5: Architect, Myth, Solids	\$122.00
LG1: (none)	N/A
LG2: Lena	\$222.00
LG3: Vulcano	\$229.00

Please enter Fabric choice on the Truly. Order Worksheet, Item #6 on page 83 or 85 (stools).

*Notes & Special Considerations:

- Truly. is uniquely designed with a backrest that bends & flexes considerably. Great for your back and lumbar support. Not as great for upholstery with stiffer or relatively thicker construction.
- Besides OM's pre-approved Truly. Jacket & Wrap options (as noted above) other material may be eligible. Application testing required with a fee. Check with OM for details.
- For Truly. back upholstery Jackets & Wraps – especially with OM in-stock leathers – natural folds, wrinkles, and gather will occur depending on the material chosen. OM will not warrant natural signs of use/wear.



Specifications (approx.)

MODEL	TASK
Overall height	38.25" - 47.5"
Overall width	27"
Seat height	17" - 22"
Seat width	18" (petite) 19" (standard) 20.75" (full)
Seat depth*	16.5" - 19.6" (petite) 17.5" - 20.6" (standard) 18" - 21.1" (full)
Back width	20"
Back height	24"
Travel range (ht.)	4.25" (back) / 5" (seat)
COM	1 yd. seat
Carton Weight	70 pounds
FedEx weight	101 pounds
Warranty	Lifetime Limited
Weight rating	300 lbs.

* Seat depth range is 0.6" less on TY628 models

1. Model

SYNCHRONIZED MOTION	CODE	PRICE
<input type="radio"/> Simple synchro	-TY608	\$798.00
<input type="radio"/> Management synchro	-TY618	\$837.00
<input type="radio"/> Executive synchro	-TY628	\$997.00
<input type="radio"/> Quick Adjust synchro Pro Tension Quick Adjust	-TY64a8	\$888.00
<input type="radio"/> Quick Adjust synchro Pro Tension Quick Adjust w/ back angle/ forward tilt	-TY64b8	\$953.00
SELF-WEIGHING	CODE	PRICE
<input type="radio"/> Body-activated motion	-TY668	\$837.00
INDEPENDENT FUNCTION	CODE	PRICE
<input type="radio"/> Simple multi-function	-TY678	\$856.00
<input type="radio"/> Full multi-function	-TY688	\$904.00

Order your chair worksheet

CATEGORY	CODE	PRICE
1. Model type		
2. Arms		
3. PolyBack color		
4. Truly.® Nameplate color		
5. Yoke Finish		
6. Back Upholstery		
7. Seat Size		
8. Seat Upholstery		
9. Cylinder		
10. Base		
11. Casters		
12. Other Options		
Unit Price		
+ Number of Chairs		
= Total Cost for Chairs		

2. Arm Options¹

ARMS	CODE	PRICE	
<input type="radio"/> No Arms	-N	+ \$0	
<input type="radio"/> AR-11 (fixed BL, PL, or RH arm) Discontinued on Truly.	-AR11	+ \$65.00	
<input type="radio"/> AR-81 (fixed height, polished aluminum loop-top)	-AR81	+ \$199.00	
<input type="radio"/> AR-485 3D Ht/Wt/ Pivot 15° & 30°, polished aluminum loop top free-float motion	-AR485	+ \$349.00	
<input type="radio"/> Other Group 1 or Group 4 arms (write in choice) ¹			

¹ Compatible with all Group 1, Group 4, and Group AR arms. (see omseating.com for additional options | 40+ arm choices)

3. PolyBack Option

POLYBACK COLOR	CODE	PRICE
<input type="radio"/> Modern Black	-TB	+ \$0
<input type="radio"/> Palladium Grey	-TG	+ \$0
<input type="radio"/> Arctic White	-TW	+ \$0
<input type="radio"/> Bay Marine (UV inhibitor)	-TM	+ \$25.00
<input type="radio"/> Lemongrass (UV inhibitor)	-TL	+ \$25.00
<input type="radio"/> Warm Slate (UV inhibitor)	-TS	+ \$25.00

4. Truly® Nameplate Color

NAMEPLATE COLOR	CODE	PRICE
<input type="radio"/> Modern Black	-NB	+ \$0
<input type="radio"/> Palladium Grey	-NG	+ \$0
<input type="radio"/> Arctic White	-NW	+ \$0
<input type="radio"/> Bay Marine	-NM	+ \$0
<input type="radio"/> Lemongrass	-NL	+ \$0
<input type="radio"/> Warm Slate	-NS	+ \$0
<input type="radio"/> Headrest ²	-THR	+ \$212.00

² Polished aluminum headrest frame with etched Truly® logo
Note: Headrest not available with Jacket



5. Yoke

YOKE FINISH	CODE	PRICE
<input type="radio"/> Black Powdercoat Aluminum	-BLK	+ \$0
<input type="radio"/> Polished Aluminum	-PLH	+ \$0

6. Back Upholstery Option 1) Use code -PBK to order unupholstered PolyBack **-or-** 2) Add J- (Jacket) or W- (Wrap) before color code (compatibility guide on page 80).




BACK UPHOLSTERY	CODE	PRICE
<input type="radio"/> PolyBack (not upholstered)	-PBK	+ \$0

-OR-

<input type="radio"/> Jacket 	<input type="radio"/> Wrap 
---	---

J - PRICE	FABRIC	CODE #	W - PRICE
+ \$62.00	<input type="radio"/> Grade 1	J-/W- _____	N/A
+ \$92.00	<input type="radio"/> Grade 2	J-/W- _____	+ \$62.00
+ \$152.00	<input type="radio"/> Grade 3	J-/W- _____	+ \$122.00
+ \$152.00	<input type="radio"/> Grade 4	J-/W- _____	+ \$122.00
+ \$152.00	<input type="radio"/> Grade 5	J-/W- _____	+ \$122.00
N/A	LG1 (Evita)	J-/W- _____	N/A
+ \$192.00	<input type="radio"/> LG2 (Lena)	J-/W- _____	+ \$222.00
+ \$199.00	<input type="radio"/> LG3 (Vulcano)	J-/W- _____	+ \$229.00

7. Seat Size

SIZE	CODE	PRICE
<input type="radio"/> Petite seat (18" width) 	-TYP	+ \$0
<input type="radio"/> Standard seat (19" width) 	-TYS	+ \$0
<input type="radio"/> Full seat (20.75" width) 	-TYF	+ \$0



8. Seat Upholstery Option

SEAT UPHOLSTERY	CODE	PRICE
<input type="radio"/> Grade 1 / C.O.M.	-Fabric Color # _____	+ \$0
<input type="radio"/> Grade 2 / Grade-in A	-Fabric Color # _____	+ \$15.00
<input type="radio"/> Grade 3 / Grade-in B	-Fabric Color # _____	+ \$30.00
<input type="radio"/> Grade 4 / Grade-in C	-Fabric Color # _____	+ \$45.00
<input type="radio"/> Grade 5 / Grade-in D	-Fabric Color # _____	+ \$60.00
<input type="radio"/> Grade 6 / Grade-in E	-Fabric Color # _____	+ \$75.00
<input type="radio"/> LG1 (Evita) / C.O.L.	-Fabric Color # _____	+ \$135.00
<input type="radio"/> LG2 (Lena)	-Fabric Color # _____	+ \$150.00
<input type="radio"/> LG3 (Vulcano)	-Fabric Color # _____	+ \$155.00

9. Cylinder

CYLINDER STYLES	CODE	PRICE	SEAT HT.
<input type="radio"/> 4" Black	See 12. Other Options		15.5"-19.5"
<input type="radio"/> 5" Black	-TB5	+ \$0	17"-22"
<input type="radio"/> 5" Chrome	-TC5	+ \$20.00	17"-22"
<input type="radio"/> 5" Black (taller)	-5AF	+ \$0	19"-24"

10. Base Option


BASE STYLES	CODE	PRICE
<input type="radio"/> Black Truly® Base 	-B26	+ \$0
<input type="radio"/> Polished Aluminum 	-P26	+ \$0

11. Caster Option

CASTER STYLES	CODE	PRICE
<input type="radio"/> Black Universal Soft Casters, 55mm 	-BUS	+ \$0
<input type="radio"/> Dual-tone Universal Soft Casters, 65mm 	-SC	+ \$25.00
<input type="radio"/> Reverse Braking Casters 	-REV	+ \$35.00
<input type="radio"/> Glides 	-GLD	+ \$0

12. Other Options

	CODE	PRICE
<input type="radio"/> Foam Insert (provides additional comfort)	-UPHCFT	+ \$66.00
<input type="radio"/> Fire Barrier (without backrest upholstery; seat only)	-UPHCA133	+ \$80.00
<input type="radio"/> Fire Barrier (with backrest + seat upholstery)	-UPHTB133	+ \$160.00
<input type="radio"/> Petite Black Base Package (incl. 4" cylinder, PT78 base, and Truly. -BUS casters)	-XSPKG-B	+ \$55.56
<input type="radio"/> Petite Silver Base Package (incl. 4" cylinder, MX84 base, and Truly. -BUS casters)	-XSPKG-S	+ \$85.56



Specifications (approx.)

MODEL	TY673	TY675
Overall height	47" - 59"	45" - 57"
Overall width	27"	27"
Seat height	25.5" - 33.5"	23" - 31"
Seat width	18" (petite)	18" (petite)
	19" (standard)	19" (standard)
	20.75" (full)	20.75" (full)
Seat depth	16.5" - 19.5" (petite)	16.5" - 19.5" (petite)
	17.5" - 20.6" (standard)	17.5" - 20.6" (standard)
	18" - 21.1" (full)	18" - 21.1" (full)
Back width	20"	20"
Back height	24"	24"
Travel range (ht.)	4.25" (back) / 8" (seat)	4.25" (back) / 8" (seat)
COM	1 yd. seat	1 yd. seat
Carton Weight	70 pounds	
FedEx weight	101 pounds	
Warranty	Lifetime Limited	
Weight rating	300 lbs.	

1. Model

STOOLS	CODE	PRICE
<input type="radio"/> Fixed footring, non-tilt stool Grande Spider Base (GSP)	-TY603-GS	\$838.00
<input type="radio"/> Adjustable footring, non-tilt stool Turn-lock foot ring	-TY605-GS	\$913.00
<input type="radio"/> Fixed footring stool Grande Spider Base (GSP)	-TY673	\$911.00
<input type="radio"/> Adjustable footring stool Turn-lock foot ring	-TY675	\$986.00

Order your chair worksheet

CATEGORY	CODE	PRICE
1. Model type		
2. Arms		
3. PolyBack color		
4. Truly.™ Nameplate color		
5. Yoke Finish		
6. Back Upholstery		
7. Seat Size		
8. Seat Upholstery		
9. Cylinder		
10. Base		
11. Casters		
12. Other Options		
Unit Price		
+ Number of Chairs		
= Total Cost for Chairs		

2. Arm Options¹

ARMS	CODE	PRICE	
<input type="radio"/> No Arms	-N	+ \$0	
<input checked="" type="radio"/> Discontinued on Truly. cantilever arms)	-AR11	+ \$65.00	
<input type="radio"/> AR-81 (fixed height, polished aluminum loop-top)	-AR81	+ \$199.00	
<input type="radio"/> AR-485 3D Ht/Wt/ Pivot 15° & 30°, polished aluminum loop top free-float motion	-AR485	+ \$349.00	
<input type="radio"/> Other Group 1 or Group 4 arms (write in choice) ¹			

¹ Compatible with all Group 1, Group 4, and Group AR arms.
(see omseating.com for additional options | 40+ arm choices)

3. PolyBack Option

POLYBACK COLOR	CODE	PRICE
<input type="radio"/> Modern Black	-TB	+ \$0
<input type="radio"/> Palladium Grey	-TG	+ \$0
<input type="radio"/> Arctic White	-TW	+ \$0
<input type="radio"/> Bay Marine (UV inhibitor)	-TM	+ \$25.00
<input type="radio"/> Lemongrass (UV inhibitor)	-TL	+ \$25.00
<input type="radio"/> Warm Slate (UV inhibitor)	-TS	+ \$25.00

4. Truly.® Nameplate Color

NAMEPLATE COLOR	CODE	PRICE
<input type="radio"/> Modern Black	-NB	+ \$0
<input type="radio"/> Palladium Grey	-NG	+ \$0
<input type="radio"/> Arctic White	-NW	+ \$0
<input type="radio"/> Bay Marine	-NM	+ \$0
<input type="radio"/> Lemongrass	-NL	+ \$0
<input type="radio"/> Warm Slate	-NS	+ \$0
<input type="radio"/> Headrest	-THR	N/A

5. Yoke

YOKE FINISH	CODE	PRICE
<input type="radio"/> Black Powdercoat Aluminum	-BLK	+ \$0
<input type="radio"/> Polished Aluminum	-PLH	+ \$0

6. Back Upholstery Option 1) Use code -PBK to order unupholstered PolyBack -or- 2) Add J- (Jacket) or W- (Wrap) before color code (compatibility guide on page 80).

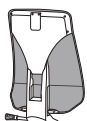
BACK UPHOLSTERY	CODE	PRICE
<input type="radio"/> PolyBack (not upholstered)	-PBK	+ \$0

-OR-

☐ Jacket



☐ Wrap



J - PRICE	FABRIC	CODE #	W - PRICE
+ \$62.00	<input type="radio"/> Grade 1	J-/W- _____	N/A
+ \$92.00	<input type="radio"/> Grade 2	J-/W- _____	+ \$62.00
+ \$152.00	<input type="radio"/> Grade 3	J-/W- _____	+ \$122.00
+ \$152.00	<input type="radio"/> Grade 4	J-/W- _____	+ \$122.00
+ \$152.00	<input type="radio"/> Grade 5	J-/W- _____	+ \$122.00
N/A	<input type="radio"/> LG1 (Evita)	J-/W- _____	N/A
+ \$192.00	<input type="radio"/> LG2 (Lena)	J-/W- _____	+ \$222.00
+ \$199.00	<input type="radio"/> LG3 (Vulcano)	J-/W- _____	+ \$229.00

7. Seat Size

SIZE	CODE	PRICE
<input type="radio"/> Petite seat (18" width)	-TYP	+ \$0
<input type="radio"/> Standard seat (19" width)	-TYS	+ \$0
<input type="radio"/> Full seat (20.75" width)	-TYF	+ \$0

8. Seat Upholstery Option

SEAT UPHOLSTERY	CODE	PRICE
<input type="radio"/> Grade 1 / C.O.M.	-Fabric Color # _____	+ \$0
<input type="radio"/> Grade 2 / Grade-in A	-Fabric Color # _____	+ \$15.00
<input type="radio"/> Grade 3 / Grade-in B	-Fabric Color # _____	+ \$30.00
<input type="radio"/> Grade 4 / Grade-in C	-Fabric Color # _____	+ \$45.00
<input type="radio"/> Grade 5 / Grade-in D	-Fabric Color # _____	+ \$60.00
<input type="radio"/> Grade 6 / Grade-in E	-Fabric Color # _____	+ \$75.00
<input type="radio"/> LG1 (Evita) / C.O.L.	-Fabric Color # _____	+ \$135.00
<input type="radio"/> LG2 (Lena)	-Fabric Color # _____	+ \$140.00
<input type="radio"/> LG3 (Vulcano)	-Fabric Color # _____	+ \$155.00

9. Cylinder Option

CYLINDER STYLES	CODE	PRICE
<input type="radio"/> 6" Black powdercoated (min. seat height decreases 2")	-CYL6-SHD	+ \$40.00
<input type="radio"/> 8" Chrome (STD for TY673 and TY675)	-CYL8-CHD	+ \$0

10. Base Option

BASE STYLES	CODE	PRICE
<input type="radio"/> Grande Spider Base (includes fixed 22" diameter footring)	-GSP	STD on TY673
<input type="radio"/> Black Truly.® Base & footring (includes 20" diameter turn-lock footring)	-B26	STD on TY675
<input type="radio"/> Polished Truly.® Aluminum Base & footring (includes 20" diameter turn-lock footring)	-P26	+ \$0

11. Caster Option

CASTER STYLES	CODE	PRICE
<input type="radio"/> Black Universal Soft Casters, 55mm	-BUS	STD on TY675
<input type="radio"/> Dual-tone Universal Soft Casters, 65mm	-SC	STD on TY673
<input type="radio"/> Reverse Braking Casters	-REV	+ \$35.00
<input type="radio"/> Glides	-GLD	+ \$0

12. Other Options

	CODE	PRICE
<input type="radio"/> Foam Insert (Provides additional comfort)	-UPHCFT	+ \$66.00
<input type="radio"/> Fire Barrier (without backrest upholstery; seat only)	-UPHCA133	+ \$80.00
<input type="radio"/> Fire Barrier (with backrest + seat upholstery)	-UPHTB133	+ \$160.00

features:

Begins @ \$587 armless / \$706 with KR-200 arms (YS72)

Mesh-backed chairs with upholstered seats for a wide range of work environments

Sigh-producing soft cushions with a comfortable, mild saddle contour

A full suite of available mechanisms to achieve any level of adjustability desired

Timeless traditional mesh aesthetic in one of our most proven choices!



yes series (YS)

conference | boardroom | executive

Please see pages 92, 159 - 173 for arm kits, casters, and other options.

average / medium back

Model

YS72



Description

Pneumatic lift
EZ back height adjustment
Infinitely locking seat tilt
Infinitely locking back tilt
Mesh back (mid)
Seat depth adjustment
55mm multi-surface casters (STD)

Textile Grade-In

Grade 1 / C.O.M. \$587.00
Grade 2 / Grade-in A \$602.00
Grade 3 / Grade-in B \$617.00
Grade 4 / Grade-in C \$632.00
Grade 5 / Grade-in D \$647.00
Grade 6 / Grade-in E \$662.00
LG1 (Evita) / C.O.L. \$722.00
LG2 (Lena) \$737.00
LG3 (Vulcano) \$742.00

List

Specifications

Overall width 27"
Overall height 33" - 41"
Back 19" w x 20" h
Seat 20.5" w x 18-21.1" d
Seat height 17" - 22"
Travel range (ht.) 3" (back) / 5" (seat)
COM 1 yd.
Carton / FedEx wt 52 lbs / 101 lbs
Arms Group 1 & 4
Warranty 12 year limited

Model

YS74



Description

Pneumatic lift
EZ back height adjustment
3-stage locking tilt
Synchronous seat/back tilt
Mesh back (mid)
Seat depth adjustment
Tension knob
55mm multi-surface casters (STD)

Textile Grade-In

Grade 1 / C.O.M. \$600.00
Grade 2 / Grade-in A \$615.00
Grade 3 / Grade-in B \$630.00
Grade 4 / Grade-in C \$645.00
Grade 5 / Grade-in D \$660.00
Grade 6 / Grade-in E \$675.00
LG1 (Evita) / C.O.L. \$735.00
LG2 (Lena) \$750.00
LG3 (Vulcano) \$755.00

List

Specifications

Overall width 27"
Overall height 35.5" - 43.5"
Back 19" w x 20" h
Seat 20.5" w x 18-21.1" d
Seat height 17.5" - 22.5"
Travel range (ht.) 3" (back) / 5" (seat)
COM 1 yd.
Carton / FedEx wt 52 lbs / 101 lbs
Arms Group 1 & 4
Warranty 12 year limited

Model

YS84



Description

Pneumatic lift
EZ back height adjustment
Tilting backrest
Rocking tilt
Tension knob
Mesh back (mid)
Seat depth adjustment
Infinite forward tilting
55mm multi-surface casters (STD)

Textile Grade-In

Grade 1 / C.O.M. \$671.00
Grade 2 / Grade-in A \$686.00
Grade 3 / Grade-in B \$701.00
Grade 4 / Grade-in C \$716.00
Grade 5 / Grade-in D \$731.00
Grade 6 / Grade-in E \$746.00
LG1 (Evita) / C.O.L. \$806.00
LG2 (Lena) \$821.00
LG3 (Vulcano) \$826.00

List

Specifications

Overall width 27"
Overall height 36" - 44"
Back 19" w x 20" h
Seat 21" w x 18-21.1" d
Seat height 17" - 22"
Travel range (ht.) 3" (back) / 5" (seat)
COM 1 yd.
Carton / FedEx wt 54 lbs / 101 lbs
Arms Group 1 & 4
Warranty 12 year limited

Model

YS78



Description

Pneumatic lift
3-stage locking tilt
NEW Aluminum base in matte black
Synchronous seat/back tilt
Mesh back (high)
Seat depth adjustment
55mm multi-surface casters
Tension knob

Textile Grade-In

Grade 1 / C.O.M. \$639.00
Grade 2 / Grade-in A \$654.00
Grade 3 / Grade-in B \$669.00
Grade 4 / Grade-in C \$684.00
Grade 5 / Grade-in D \$699.00
Grade 6 / Grade-in E \$714.00
LG1 (Evita) / C.O.L. \$774.00
LG2 (Lena) \$789.00
LG3 (Vulcano) \$794.00

List

Specifications

Overall width 27"
Overall height 41.5" - 49.5"
Back 20" w x 24" h
Seat 20.5" w x 18-20" d
Seat height 17.5" - 22.5"
Travel range (ht.) 5" (seat)
COM 1 yd.
Carton / FedEx wt 53 lbs / 101 lbs
Arms Group 1 & 4
Warranty 12 year limited

high back / high back with headrest

onseating.com
CONNECT YOUR STORY



Model

YS79

300
POUNDS
CAPACITY**Description**

Pneumatic lift
3-stage locking tilt
NEW Aluminum base in matte black
Synchronous seat/back tilt
Mesh back (high)
Seat depth adjustment
55mm multi-surface casters
Tension knob
Adjustable headrest*

Textile Grade-In

Grade 1 / C.O.M. \$734.00
Grade 2 / Grade-in A \$749.00
Grade 3 / Grade-in B \$764.00
Grade 4 / Grade-in C \$779.00
Grade 5 / Grade-in D \$794.00
Grade 6 / Grade-in E \$809.00
LG1 (Evita) / C.O.L. \$869.00
LG2 (Lena) \$884.00
LG3 (Vulcano) \$889.00

List**Specifications**

Overall width 27"
Overall height 46" - 55"
Back 20" w x 24" h
Seat 20.5" w x 18-20" d
Seat height 17.5" - 22.5"
Travel range (ht.) 5" (seat)
COM 1 yd.
Carton / FedEx wt 63 lbs / 101 lbs
Arms Group 1 & 4
Warranty 12 year limited

Model

YS88

300
POUNDS
CAPACITY**Description**

Pneumatic lift
EZ back height adjustment
Tilting backrest
Rocking tilt
Tension knob
Mesh back (high)
Seat depth adjustment
Infinite forward tilting
55mm multi-surface casters (STD)

Textile Grade-In

Grade 1 / C.O.M. \$710.00
Grade 2 / Grade-in A \$725.00
Grade 3 / Grade-in B \$740.00
Grade 4 / Grade-in C \$755.00
Grade 5 / Grade-in D \$770.00
Grade 6 / Grade-in E \$785.00
LG1 (Evita) / C.O.L. \$845.00
LG2 (Lena) \$860.00
LG3 (Vulcano) \$865.00

List**Specifications**

Overall width 27"
Overall height 40" - 48"
Back 19" w x 24" h
Seat 21" w x 18-21.1" d
Seat height 17 - 22"
Travel range (ht.) 3" (back) / 5" (seat)
COM 1 yd.
Carton / FedEx wt 55 lbs / 101 lbs
Arms Group 1 & 4
Warranty 12 year limited

Model

YS89

300
POUNDS
CAPACITY**Description**

Pneumatic lift
EZ back height adjustment
Tilting backrest
Rocking tilt
Tension knob
Mesh back (high)
Seat depth adjustment
Adjustable headrest*
Infinite forward tilting
55mm multi-surface casters (STD)

Textile Grade-In

Grade 1 / C.O.M. \$805.00
Grade 2 / Grade-in A \$820.00
Grade 3 / Grade-in B \$835.00
Grade 4 / Grade-in C \$850.00
Grade 5 / Grade-in D \$865.00
Grade 6 / Grade-in E \$880.00
LG1 (Evita) / C.O.L. \$940.00
LG2 (Lena) \$955.00
LG3 (Vulcano) \$960.00

List**Specifications**

Overall width 27"
Overall height 44.5" - 54"
Back 19" w x 24" h
Seat 21" w x 18-21.1" d
Seat height 17" - 22"
Travel range (ht.) 3" (back) / 5" (seat)
COM 1 yd.
Carton / FedEx wt 58 lbs / 101 lbs
Arms Group 1 & 4
Warranty 12 year limited

Model

YS98

300
POUNDS
CAPACITY**Description**

Pneumatic lift
EZ back height adjustment
3-stage locking tilt
NEW Aluminum base in matte black
Synchronous seat/back tilt
Mesh back (high)
Seat depth adjustment
55mm multi-surface casters
Tension knob

Textile Grade-In

Grade 1 / C.O.M. \$657.00
Grade 2 / Grade-in A \$672.00
Grade 3 / Grade-in B \$687.00
Grade 4 / Grade-in C \$702.00
Grade 5 / Grade-in D \$717.00
Grade 6 / Grade-in E \$732.00
LG1 (Evita) / C.O.L. \$792.00
LG2 (Lena) \$807.00
LG3 (Vulcano) \$812.00

List**Specifications**

Overall width 27"
Overall height 40" - 48"
Back 19" w x 24" h
Seat 21" w x 18-21.1" d
Seat height 17" - 22"
Travel range (ht.) 3" (back) / 5" (seat)
COM 1 yd.
Carton / FedEx wt 58 lbs / 101 lbs
Arms Group 1 & 4
Warranty 12 year limited

***YES SERIES HEADREST NOTES:**

- YS79 and YS89 are upholstered (by default unless otherwise specified) with a black, leather-like material such as G3 Cinema.
- Optional mesh (unupholstered) headrest option HR-YSM - Subtract \$28 from list.

yes series (YS)

conference | boardroom | executive

Please see pages 92, 159 - 173 for arm kits, casters, and other options.

stools

Model

YS73



300
POUNDS
CAPACITY

Description

Pneumatic lift
Infinitely locking back tilt
EZ back height adjustment
Mesh back (mid)
Seat depth adjustment
Grande Spider Package
Dual-tone universal soft casters

Textile Grade-In

Grade 1 / C.O.M. \$639.00
Grade 2 / Grade-in A \$654.00
Grade 3 / Grade-in B \$669.00
Grade 4 / Grade-in C \$684.00
Grade 5 / Grade-in D \$699.00
Grade 6 / Grade-in E \$714.00
LG1 (Evita) / C.O.L. \$774.00
LG2 (Lena) \$789.00
LG3 (Vulcano) \$794.00

List

Specifications

Overall width 27"
Overall height 46" - 57"
Back 19" w x 20" h
Seat 20.5" w x 18-21.1" d
Seat height 25" - 33"
Travel range (ht.) 3" (back) / 8" (seat)
COM 1 yd.
Carton / FedEx wt 56 lbs / 101 lbs
Arms Group 1 & 4
Warranty 12 year limited

Model

YS75



300
POUNDS
CAPACITY

Description

Pneumatic lift
EZ back height adjustment
Infinitely locking back tilt
NEW Aluminum base in matte black
Mesh back (mid)
Seat depth adjustment
Turn-lock footring
55mm multi-surface casters

Textile Grade-In

Grade 1 / C.O.M. \$750.00
Grade 2 / Grade-in A \$765.00
Grade 3 / Grade-in B \$780.00
Grade 4 / Grade-in C \$795.00
Grade 5 / Grade-in D \$810.00
Grade 6 / Grade-in E \$825.00
LG1 (Evita) / C.O.L. \$885.00
LG2 (Lena) \$900.00
LG3 (Vulcano) \$905.00

List

Specifications

Overall width 27"
Overall height 43" - 57"
Back 19" w x 20" h
Seat 20.5" w x 18-21.1" d
Seat height 26" - 36"
Travel range (ht.) 3" (back) / 10" (seat)
COM 1 yd.
Carton / FedEx wt 58 lbs / 101 lbs
Arms Group 1 & 4
Warranty 12 year limited

large / xtra tall

Model

YSYM



FedEx
oversize

300
POUNDS
CAPACITY

Description

Pneumatic lift
EZ back height adjustment
Tilting backrest
Rocking tilt
Tension knob
Mesh back (high)
Seat depth adjustment
Forward tilting
Dual-tone universal soft casters

Textile Grade-In

Grade 1 / C.O.M. \$1,236.00
Grade 2 / Grade-in A \$1,251.00
Grade 3 / Grade-in B \$1,266.00
Grade 4 / Grade-in C \$1,281.00
Grade 5 / Grade-in D \$1,296.00
Grade 6 / Grade-in E \$1,311.00
LG1 (Evita) / C.O.L. \$1,396.00
LG2 (Lena) \$1,411.00
LG3 (Vulcano) \$1,421.00

List

Specifications

Overall width 28"
Overall height 42" - 52"
Back 19" w x 24" h
Seat 23.5" w x 20.5-23.6" d
Seat height 19" - 25"
Travel range (ht.) 3" (back) / 6" (seat)
COM 1 yd.
Carton / FedEx wt 55 lbs / 195 lbs
Arms Group 1 & 4
Warranty 12 year limited

Please see pages 92, 159 - 173 for arm kits, casters, and other options.

Model**YS70N**
300
POUNDS
CAPACITY
Description

Convenient nesting chair design
 Mesh back
 Fixed arms standard
 Black Powdercoat frame (standard)
 Silver Powdercoat frame (option)



No upcharge for Silver
 frame option
 Add -SLR after model #

Textile Grade-In

Grade 1 / C.O.M.	\$451.00
Grade 2 / Grade-in A	\$466.00
Grade 3 / Grade-in B	\$481.00
Grade 4 / Grade-in C	\$496.00
Grade 5 / Grade-in D	\$511.00
Grade 6 / Grade-in E	\$526.00
LG1 (Evita) / C.O.L.	\$586.00
LG2 (Lena)	\$601.00
LG3 (Vulcano)	\$606.00

Ships with back detached.

List**Specifications**

Overall width	24"
Overall height	37" (fixed)
Back	20" w x 20" h
Seat	18.5" w x 18.5" d
Seat height	18" (fixed)
COM	1 yd.
Carton weight	38 pounds
FedEx weight	85 pounds
Arms	Included
Warranty	12 year limited

Model**YS71N**
300
POUNDS
CAPACITY
Description

Convenient nesting chair design
 Mesh back
 Armless
 Black Powdercoat frame (standard)
 Silver Powdercoat frame (option)



No upcharge for Silver
 frame option
 Add -SLR after model #

Textile Grade-In

Grade 1 / C.O.M.	\$445.00
Grade 2 / Grade-in A	\$460.00
Grade 3 / Grade-in B	\$475.00
Grade 4 / Grade-in C	\$490.00
Grade 5 / Grade-in D	\$505.00
Grade 6 / Grade-in E	\$520.00
LG1 (Evita) / C.O.L.	\$580.00
LG2 (Lena)	\$595.00
LG3 (Vulcano)	\$600.00

Ships with back detached.

List**Specifications**

Overall width	22.5"
Overall height	37" (fixed)
Back	20" w x 20" h
Seat	18.5" w x 18.5" d
Seat height	18" (fixed)
COM	1 yd.
Carton weight	37 pounds
FedEx weight	85 pounds
Arms	none
Warranty	12 year limited

Model**YS71S****Description**

Mesh back (mid)
 Cantilever sled base
 Optional arms available

Textile Grade-In

Grade 1 / C.O.M.	\$350.00
Grade 2 / Grade-in A	\$365.00
Grade 3 / Grade-in B	\$380.00
Grade 4 / Grade-in C	\$395.00
Grade 5 / Grade-in D	\$410.00
Grade 6 / Grade-in E	\$425.00
LG1 (Evita) / C.O.L.	\$485.00
LG2 (Lena)	\$500.00
LG3 (Vulcano)	\$505.00

Ships with back detached.

List**Specifications**

Overall width	21"
Overall height	39.5" (fixed)
Back	19" w x 20" h
Seat	20.5" w x 18" d
Seat height	19" (fixed)
COM	1 yd.
Carton weight	41 pounds
FedEx weight	62 pounds
Arms	Group 1 & 4
Warranty	12 year limited

Model**YS76S****Description**

Mesh back (high)
 Cantilever sled base
 Optional arms available

Textile Grade-In

Grade 1 / C.O.M.	\$392.00
Grade 2 / Grade-in A	\$407.00
Grade 3 / Grade-in B	\$422.00
Grade 4 / Grade-in C	\$437.00
Grade 5 / Grade-in D	\$452.00
Grade 6 / Grade-in E	\$467.00
LG1 (Evita) / C.O.L.	\$527.00
LG2 (Lena)	\$542.00
LG3 (Vulcano)	\$547.00

List**Specifications**

Overall width	21"
Overall height	41.5" (fixed)
Back	20" w x 24" h
Seat	20.5" w x 18" d
Seat height	18.5" (fixed)
COM	1 yd.
Carton weight	41 pounds
FedEx weight	100 pounds
Arms	Group 1 & 4
Warranty	12 year limited

Common Options for Yes Series

Arms kits



JR-39 (2D Motion) - list: 132.00
Height and width adjustable forward slanting T-arms with soft touch width adjustment trigger.

For specs. and warranty, see page 163.



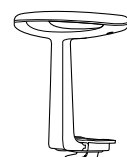
JR-49 (4D Motion) - list: 196.00
Height and width adjustable, forward slanting T-arms with soft touch width adjustment trigger, fore-aft, side-side and inward pivoting arm top (RP-45).

For specs. and warranty, see page 164.



KR-540 (4D+ Motion) - list: 205.00
Height and width adjustable, removable T-arms with 6-way ultra adjustable, omni directional arms top (RP-50).

For specs. and warranty, see page 166.



AR-81 (1D Motion) - list: 199.00
Width adjustable, fixed height polished aluminum loop top arm.

For specs. and warranty, see page 161.



KR-465 (4D Motion) - list: 195.00
Height and width adjustable, removable T-arms with lockable arm top, fore-aft, side-side, pivoting arm top (RP-65).

For specs. and warranty, see page 165.



AR-485 (3D Motion) - list: 349.00
Height and width adjustable polished aluminum loop top arms with pivoting motion.

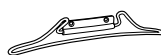
For specs. and warranty, see page 164.

Options




Deluxe 3D Headrest - list: 119.00
3-way adjustable headrest with 2 pivot points, and an upholstered head/neck-rest pad that slides to accommodate different height users.

Note: Available on high back models only.
Coat rack and Headrest combination available with this headrest only.




Coat Rack - list: 105.00
Black powdercoated, wire road coat hanger with collar support. Available on Yes series (high-back models only).

Note: Coat Rack and Headrest combination available with Deluxe 3D Headrest only.



"Neighborhood Collection" Backrest Upholstery - list: 68.00
A breathable, knit overlay with 9 lively color choices. Please refer to the OM5 + Affirm Backrest Upholstery card.


Note: Neighborhood Collection fabric is not suitable for seat fabrics



DCS TECHNOLOGY DCS - list: 98.00
OM's unique double molded memory foam seat. Designed for maximum comfort and long-lasting durability.

Note: Must be specified when ordering.

guest, stackable & specialty seating



features:

Begins @ \$430 armless / \$486 with arms

Universal visitors' chair that complements any work or waiting room environment

Wall saver rear legs and a vertical clean-through for ease-of-cleaning

Choose from arms/armless, chrome or black frame, glides/casters





example: GY4G-A-C.O.M.-C.O.M.-CHM-GLD

Ginny (GY)

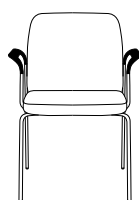
DESCRIPTION

- Tuxedo-back universal visitor's chair
- High-design flat oval tubing frame with glides or casters
- Outboard design armrests (optional) with self-skinned polyurethane arm pads
- Chrome, black powdercoated, or silver powdercoated frame finish
- "Finished" frame design elegantly handles armless option (i.e., no abruptly truncated front leg frames)
- Vertical clean-out
- Stacks 3 high

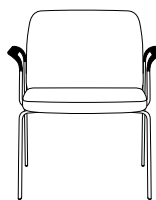
Specifications (approx.)

MODEL	GY4G
Overall height	33.25"
Overall width w/ arms	25.25"
Overall width w/o arms	20.5"
Back	19.5"w x 16"h
Seat	19.5"w x 18"d
Seat height from floor	18"
Dimension between ganged chairs	0" armless 1.75" with arms
COM	0.8 yds. seat
for big pattern repeats, check with OM	0.8 yds. back
for COM yardage	0.7 yds. backshell
Carton weight	39 lbs.
FedEx weight	121 lbs.
Arms	Optional
Arm height from floor	26.5"
Arm width	1.875"
Warranty	Lifetime Limited
Weight Rating	300 lbs.


For big patterns, please check with OM for COM yardage.



seat: 19.5"w



seat: 26"w




seat: 30"w





Order your chair worksheet

CATEGORY	CODE	PRICE
1. Model type	GY4G	
2. Arms		
3. BackSHELL Upholstery		
4. Back Upholstery		
5. Seat Upholstery		
6. Frame Color		
7. Caster Option		
8. Other Options		
Unit Price		
+ Number of Chairs		
= Total Cost for Chairs		

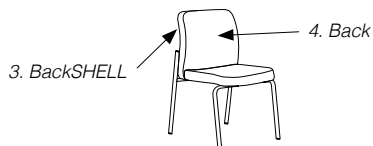
1. Model

OPTION	CODE	PRICE	
<input type="radio"/> Ginny	GY4G	\$430.00	

2. Arm Option

OPTION	CODE	PRICE	
<input type="radio"/> No Arms	-N	+ \$0	
<input type="radio"/> With Arms	-A	+ \$56.00	
<input type="radio"/> Left Arm only	-LA	+ \$28.00	
<input type="radio"/> Right Arm only	-RA	+ \$28.00	

Reference this drawing for Options #3 and 4 below.



3. BackSHELL Upholstery Option

OPTION	CODE	PRICE
<input type="radio"/> Backshell (matches 4. Back Upholstery Option below)	—	—
<input type="radio"/> Backshell (same grade, but different color and/or pattern)	-DUB Fabric Color #	price one grade higher
<input type="radio"/> Backshell (different grade back & backshell upholstery)	-DUB Fabric Color #	use higher grade of the two

Backshell Upholstery Notes:

- Leather Grade 1 (LG1) Evita may use "closest available" matching vinyl with leather-like texture.
- Leather Grades 2, 3 (LG2, LG3) use Lena or Vulcano to match Back Upholstery Option.
- For additional details and pricing – contact OM.

4. Back Upholstery Option

OPTION	CODE	PRICE
<input type="radio"/> Grade 1 / C.O.M.	-Fabric Color #	+ \$0
<input type="radio"/> Grade 2 / Grade-in A	-Fabric Color #	+ \$15.00
<input type="radio"/> Grade 3 / Grade-in B	-Fabric Color #	+ \$30.00
<input type="radio"/> Grade 4 / Grade-in C	-Fabric Color #	+ \$45.00
<input type="radio"/> Grade 5 / Grade-in D	-Fabric Color #	+ \$60.00
<input type="radio"/> Grade 6 / Grade-in E	-Fabric Color #	+ \$75.00
<input type="radio"/> LG1 (Evita) / C.O.L.	-Fabric Color #	+ \$110.00
<input type="radio"/> LG2 (Lena)	-Fabric Color #	+ \$125.00
<input type="radio"/> LG3 (Vulcano)	-Fabric Color #	+ \$145.00
<input type="radio"/> Color#		



5. Seat Upholstery Option

OPTION	CODE	PRICE
<input type="radio"/> Grade 1 / C.O.M.	-Fabric Color #	+ \$0
<input type="radio"/> Grade 2 / Grade-in A	-Fabric Color #	+ \$10.00
<input type="radio"/> Grade 3 / Grade-in B	-Fabric Color #	+ \$20.00
<input type="radio"/> Grade 4 / Grade-in C	-Fabric Color #	+ \$30.00
<input type="radio"/> Grade 5 / Grade-in D	-Fabric Color #	+ \$40.00
<input type="radio"/> Grade 6 / Grade-in E	-Fabric Color #	+ \$50.00
<input type="radio"/> LG1 (Evita) / C.O.L.	-Fabric Color #	+ \$110.00
<input type="radio"/> LG2 (Lena)	-Fabric Color #	+ \$120.00
<input type="radio"/> LG3 (Vulcano)	-Fabric Color #	+ \$130.00
Color#		

6. Frame Color




OPTION	CODE	PRICE
<input type="radio"/> Black Powdercoated w/ black arm pads	-BLK	+ \$0
<input type="radio"/> Silver Powdercoated w/ grey arm pads	-SLR	+ \$0
<input type="radio"/> Chrome w/ black arm pads	-CHM	+ \$20.00

7. Caster Option

OPTION	CODE	PRICE	
<input type="radio"/> Ginny Glides	-GLD	+ \$0	
<input type="radio"/> Ginny Soft Casters	-SC	+ \$25.00	

Glides and casters are not interchangeable after order.

8. Other Options

OPTION	CODE	PRICE	
<input type="radio"/> CA TB 133 (seat and back upholstery)	-UPHCA133	+ \$80.00	
<input type="radio"/> Ballistic Nylon Backshell	-UPHDUB-B	+ \$50.00	
<input type="radio"/> Ballistic Nylon Back	-UPHPD	+ \$70.00	
<input type="radio"/> Foam Insert (Provides additional comfort)	-UPHCFT	+ \$66.00	

9. Ginny Ganging Bar (Accessory)

OPTION	CODE	PRICE	
<input type="radio"/> Black Armless Ganging Bar	GNBLK	+ \$25.00	
<input type="radio"/> Black Arm Ganging Bar	GABLK	+ \$30.00	
<input type="radio"/> Silver Armless Ganging Bar	GNSLR	+ \$25.00	
<input type="radio"/> Silver Arm Ganging Bar	GASLR	+ \$30.00	

Ginny Ganging Bar Notes:

- Ganging bars (& mounting bolts) are sold in pairs for connecting Ginny chairs with their neighbor.
- To calculate quantity: $Total\ Ginny - 1 = qty.\ of\ ganging\ bars.$

ginny bariatric (GY)

waiting rooms | stackable | guest seating



example: GY4B-A-C.O.M.-C.O.M.-SLR-GLD

Ginny Bear (GY4B)

DESCRIPTION

- Tuxedo-back universal visitor's chair
- High-design flat oval tubing frame with glides or casters
- Outboard design armrests (optional) with self-skinned polyurethane arm pads
- Chrome, black powdercoated, or silver powdercoated frame finish
- "Finished" frame design elegantly handles armless option (i.e., no abruptly truncated front leg frames)
- Vertical clean-out
- Stacks 3 high


Specifications (approx.)

MODEL	GY4B-26	GY4B-30
Overall height	33.25"	33.25"
Overall width w/ arms	32"	36.25"
Back	26"w x 16"h	30"w x 16"h
Seat	26"w x 18"d	30"w x 18"d
Seat height from floor	18"	18"
Dimension between ganged chairs	1.75" with arms	1.75" with arms
COM	0.8 seat	0.8 seat
for big pattern repeats, check with OM for COM yardage	0.8 yds. back	0.8 yds. back
	0.7 backshell	0.7 back shell
Carton weight*	56 lbs.	61 lbs.
Arms	Standard	Standard
Arm height from floor	26.5"	26.5"
Arm width	1.875"	1.875"
Warranty	7 year Limited	7 year Limited
Weight Rating	500 lbs	500 lbs.


For big patterns, please check with OM for COM yardage.

Order your chair worksheet

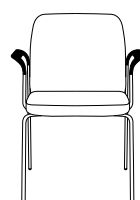
CATEGORY	CODE	PRICE
1. Model type	GY4B-	
2. Arms		
3. BackSHELL Upholstery		
4. Back Upholstery		
5. Seat Upholstery		
6. Frame Color		
7. Caster Option		
8. Other Options		
Unit Price		
+ Number of Chairs		
= Total Cost for Chairs		



seat: 30"w




seat: 26"w




seat: 19.5"w

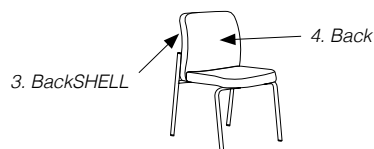
1. Model

OPTION	CODE	PRICE	
<input type="radio"/> Ginny 26"	GY4B-26	\$861.00	
<input type="radio"/> Ginny 30"	GY4B-30	\$1,077.00	

2. Arm Option

OPTION	CODE	PRICE	
<input type="radio"/> No Arms (Not Available)	-	-	
<input type="radio"/> With Arms (Included)	-A	+ \$0	

Reference this drawing for Options #3 and 4 below.



3. BackSHELL Upholstery Option

OPTION	CODE	PRICE
<input type="radio"/> Backshell (matches 4. Back Upholstery Option below)	-	-
<input type="radio"/> Backshell (same grade, but different color and/or pattern)	-DUB Fabric Color #	price one grade higher
<input type="radio"/> Backshell (different grade back & backshell upholstery)	-DUB Fabric Color #	use higher grade of the two

Backshell Upholstery Notes:

- Default is to match with chosen 3. Back Upholstery Option.
- For non-matching Back Shell Upholstery, price based on higher of the two. If both fabrics are the same grade, price one grade higher.
- For additional details and pricing – contact OM.

4. Back Upholstery Option

OPTION	CODE	PRICE
<input type="radio"/> Grade 1 / C.O.M.	-Fabric Color #	+ \$0
<input type="radio"/> Grade 2 / Grade-in A	-Fabric Color #	+ \$15.00
<input type="radio"/> Grade 3 / Grade-in B	-Fabric Color #	+ \$30.00
<input type="radio"/> Grade 4 / Grade-in C	-Fabric Color #	+ \$45.00
<input type="radio"/> Grade-in D	-Fabric Color #	+ \$60.00
<input type="radio"/> Grade 6 / Grade-in E	-Fabric Color #	+ \$75.00
Color#		


5. Seat Upholstery Option

OPTION	CODE	PRICE
<input type="radio"/> Grade 1 / C.O.M.	-Fabric Color #	+ \$0
<input type="radio"/> Grade 2 / Grade-in A	-Fabric Color #	+ \$15.00
<input type="radio"/> Grade 3 / Grade-in B	-Fabric Color #	+ \$30.00
<input type="radio"/> Grade 4 / Grade-in C	-Fabric Color #	+ \$45.00
<input type="radio"/> Grade-in D	-Fabric Color #	+ \$60.00
<input type="radio"/> Grade 6 / Grade-in E	-Fabric Color #	+ \$75.00
Color#		

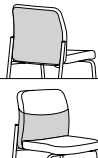

6. Frame Color

OPTION	CODE	PRICE
<input type="radio"/> Black Powdercoated w/ black arm pads	-BLK	+ \$0
<input type="radio"/> Silver Powdercoated w/ grey arm pads	-SLR	+ \$20.00

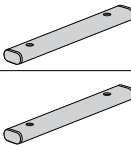
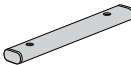
7. Caster Option

OPTION	CODE	PRICE	
<input type="radio"/> Ginny Glides	-GLD	+ \$0	

8. Other Options

OPTION	CODE	PRICE	
<input type="radio"/> CA TB 133 (seat or back upholstery)	-UPHCA133	+ \$80.00	
<input type="radio"/> Ballistic Nylon Backshell	-UPHDUB-B	+ \$68.00	
<input type="radio"/> Ballistic Nylon Back	-UPH-PD	+ \$98.00	

9. Ginny Ganging Bar (Accessory)

OPTION	CODE	PRICE	
<input type="radio"/> Black Arm Ganging Bar	GABLK	+ \$30.00	
<input type="radio"/> Silver Arm Ganging Bar	GASLR	+ \$30.00	

Ginny Ganging Bar Notes:

- Linking bars (& mounting bolts) are sold in pairs for connecting Ginny chairs with their neighbor ONLY.
- To calculate quantity: $Total\ Ginny - 1 = qty.\ of\ ganging\ bars.$

GY4T-






Light Multi-Tasker

Ginny Tasker Core Features:

- Height Adjustable Swivel Tasker
- Mix and Match Upholstery Options
- 300 lb. Weight Capacity
- Lifetime Limited Warranty



Note: Green font color indicates default build for "most popular" configuration of this spread.

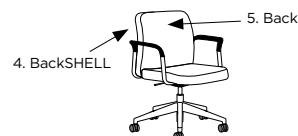
1. Model		2. Mechanism Options			3. Arm Finish Options			4. BackSHELL Upholstery Options	
Code	List	Code		List	Code		List	Code	List
GY4T- (with arms)	\$577		-T0b Fixed Mechanism • Height adjustable	-\$10		-N (no arm)	-\$56	-DUB-M* Backshell matches 5. Back Upholstery Options (next column)	\$0
			-T1a Tilt Mechanism • Height adjustable • Light tilt motion	\$0		-A-CMBK Color Match Black • Black frame • Black arm pads	\$0	-DUB + Fabric Color # Backshell (same grade, but different color and/or pattern)	Price one grade higher for 5. Back Upholstery
						-A-CHBK • Chrome frame • Black arm pads	+\$20	-DUB + Fabric Color # Backshell (different grade back & backshell upholstery)	Use higher grade price of the two for 5. Back Upholstery
						-A-CHGR • Chrome frame • Grey arm pads	+\$30	-DUB-B Ballistic nylon backshell	+\$80

*Price does not apply to **-DUB-B** and **-UPH-PDF** options when specified together.




Backshell Upholstery Notes:

1. When upholstered in any Grade 5 ComfortKnit patterns (Solids, Architect, and Myth), Ginny Series backshells are upholstered in a high double rub black fabric unless otherwise specified (for matching ComfortKnit backshell upholstery see OTHER OPTIONS below: DUB-K).
2. Leather Grade 1 (LG1) Evita may use "closest available" matching vinyl with leather-like texture.
3. Leather Grades 2, 3 (LG2, LG3) use Lena or Vulcano to match Back Upholstery Option.
4. For additional details and pricing — contact OM.

Reference this drawing for Options #4 and 5



OTHER OPTIONS (append to above nomenclature to add to, or override existing options)

Backshell and Back Options		Seat Options		Caster Options		
	List		List		Grade	List
-UPH-PD Ballistic nylon lower back	+\$98	-CFT Memory foam insert for additional comfort	+\$66		-65MS 65mm grey two-tone multi-surface soft casters	\$25
-DUB-K ComfortKnit Patterns Backshell (Solids, Architect and Myth)	+\$70				-GLDR Glides	\$0
					-5OSS 50mm safety soft casters, minimizes chair movement when NOT in use	\$25

ORDER NOMENCLATURE

Example: GY4T — T1a — A-CMBK — DUB-M — 1020 — 1020 — SP-B (new format code)

Model # Mech. Arm Backshell fabric Back fabric Seat fabric Base Pkg

5. Back Upholstery Options		6. Seat Upholstery Options		7. Base Packages (includes cylinder, base, and casters)	
Code	List	Code	List	Code	List
• Grade 1 / C.O.M.	\$0	• Grade 1 / C.O.M.	\$0	Black Base Package Options:	
• Grade 2 / Grade-in A	+\$15	• Grade 2 / Grade-in A	+\$10	-LP-B Low Seat Height Package (Black) (Seat Height: 15.5" - 19.5") • Cylinder: 4" black (4BCE) • Base: 28" black nylon (28NXT) • Casters: 55mm black two-tone multi-surface (55MSB)	+\$30
• Grade 3 / Grade-in B	+\$30	• Grade 3 / Grade-in B	+\$20	-SP-B Standard Seat Height Package (Black) (Seat Height: 17" - 22") • Cylinder: 5" black (5BM) • Base: 28" black nylon (28NXT) • Casters: 55mm black two-tone multi-surface (55MSB)	\$0
• Grade 4 / Grade-in C	+\$45	• Grade 4 / Grade-in C	+\$30	-HP-B High Seat Height Package (Black) (Seat Height: 18.5" - 23.5") • Cylinder: 5" black (5BWY) • Base: 28" black nylon (28NXT) • Casters: 55mm black two-tone multi-surface (55MSB)	+\$30
• Grade 5 / Grade-in D	+\$60	• Grade 5 / Grade-in D	+\$40	Polished Base Package Options:	
• Grade 6 / Grade-in E	+\$75	• Grade 6 / Grade-in E	+\$50	-LP-P Low Seat Height Package (Polished) (Seat Height: 15.5" - 19.5") • Cylinder: 4" chrome (4CCE) • Base: 28" polished aluminum (28PXT) • Casters: 55mm black two-tone multi-surface (55MSB)	+\$80
-UPH-PDF* Ballistic nylon complete front	+\$108	• LG1 Evita / C.O.L.	+\$110	-SP-P Standard Seat Height Package (Polished) (Seat Height: 17" - 22") • Cylinder: 5" chrome (5CM) • Base: 28" polished aluminum (28PXT) • Casters: 55mm black two-tone multi-surface (55MSB)	+\$70
• LG1 Evita / C.O.L.	+\$110	• LG2 Lena	+\$120	-HP-P High Seat Height Package (Polished) (Seat Height: 18.5" - 23.5") • Cylinder: 5" chrome (5CR) • Base: 28" polished aluminum (28PXT) • Casters: 55mm black two-tone multi-surface (55MSB)	+\$80
• LG2 Lena	+\$125	• LG3 Vulcano	+\$130		
• LG3 Vulcano	+\$145				

*Price does not apply to -DUB-B and -UPH-PDF options when specified together.



Dimensions	W	D	H
Overall	28"	28"	32" - 37"
Seat	19.5"	18"	17" - 22"
Back	19.5"	N/A	16"

Upholstery	Back	Seat	Backshell
COM*	0.8 yd.	0.8 yd.	0.7 yd.
Shipping	Carton Wt.	FedEx Wt.	
	38 lbs.	121 lbs.	

*for big pattern repeats, check with OM



GY4T-LS






Stool | Healthcare | Lab

Ginny Tasker Stool Core Features:

- Height Adjustable Stool with 20" adjustable footring
- 300 lb. Weight Capacity
- Lifetime Limited Warranty



Note: Green font color indicates default build for "most popular" configuration of this spread.

1. Model		2. Mechanism Options		3. Arm Finish Options		4. BackSHELL Upholstery Options	
Code	List	Code	List	Code	List	Code	List
GY4T-LS- (with arms)	\$692	 -TOB Fixed Mechanism • Height adjustable	\$0	 -N (no arm)	-\$56	-DUB-M* Backshell matches 5. Back Upholstery Options (next column)	\$0
				 -A-CMBK Color Match Black • Black frame • Black arm pads	\$0	-DUB + Fabric Color # Backshell (same grade, but different color and/or pattern)	Price one grade higher for 5. Back Upholstery
				 -A-CHBK • Chrome frame • Black arm pads	+\$20	-DUB + Fabric Color # Backshell (different grade back & backshell upholstery)	Use higher grade price of the two for 5. Back Upholstery
				 -A-CHGR • Chrome frame • Grey arm pads	+\$30	-DUB-B Ballistic nylon backshell	+\$80

*Price does not apply to **-DUB-B** and **-UPH-PDF** options when specified together.




Backshell Upholstery Notes:

- When upholstered in any Grade 5 ComfortKnit patterns (Solids, Architect, and Myth), Ginny Series backshells are upholstered in a high double rub black fabric unless otherwise specified (for matching ComfortKnit backshell upholstery see OTHER OPTIONS below: DUB-K).
- Leather Grade 1 (LG1) Evita may use "closest available" matching vinyl with leather-like texture.
- Leather Grades 2, 3 (LG2, LG3) use Lena or Vulcano to match Back Upholstery Option.
- For additional details and pricing — contact OM.

Reference this drawing for Options #4 and 5



OTHER OPTIONS (append to above nomenclature to add to, or override existing options)

Backshell and Back Options		Seat Options		Caster Options		
	List		List		Grade	List
-UPH-PD Ballistic nylon lower back	+\$98	-CFT Memory foam insert for additional comfort	+\$66		-65MS 65mm grey two-tone multi-surface soft casters	\$25
-DUB-K ComfortKnit Patterns Backshell (Solids, Architect and Myth)	+\$70				-GLDR Glides	\$0
					-50SS 50mm safety soft casters, minimizes chair movement when NOT in use.	\$25



ORDER NOMENCLATURE

Example: GY4T-LS — TOb — A-CMBK — DUB-M — 1020 — 1020 — STL-B (new format code)

Model # Mech. Arm Backshell fabric Back fabric Seat fabric Base Pkg

5. Back Upholstery Options	
Code	List
• Grade 1 / C.O.M.	\$0
• Grade 2 / Grade-in A	+\$15
• Grade 3 / Grade-in B	+\$30
• Grade 4 / Grade-in C	+\$45
• Grade 5 / Grade-in D	+\$60
• Grade 6 / Grade-in E	+\$75
-UPH-PDF* Ballistic nylon complete front	+\$108
• LG1 Evita / C.O.L.	+\$110
• LG2 Lena	+\$125
• LG3 Vulcano	+\$145

6. Seat Upholstery Options	
Code	List
• Grade 1 / C.O.M.	\$0
• Grade 2 / Grade-in A	+\$10
• Grade 3 / Grade-in B	+\$20
• Grade 4 / Grade-in C	+\$30
• Grade 5 / Grade-in D	+\$40
• Grade 6 / Grade-in E	+\$50
• LG1 Evita / C.O.L.	+\$110
• LG2 Lena	+\$120
• LG3 Vulcano	+\$130

7. Base Packages (includes cylinder, footring, base, and casters)	
Code	List
-STL-B Standard Height Package with Adjustable Footring (Black) (Seat Height: 22" - 30") • Cylinder: 8" black (8BAT) • Footring: 20" Turn-lock Footring • Base: 28" black nylon (28NXT) • Casters: 55mm black two-tone multi-surface (55MSB)	\$0
-STL-P Standard Height Package with Adjustable Footring (Polished) (Seat Height: 22" - 30") • Cylinder: 8" chrome heavy duty (8CHD) • Footring: 20" Turn-lock Footring • Base: 28" polished aluminum (28PXT) • Casters: 55mm black two-tone multi-surface (55MSB)	+\$80

*Price does not apply to -DUB-B and -UPH-PDF options when specified together.



Dimensions	W	D	H
Overall	28"	28"	37" - 45"
Seat	19.5"	18"	22" - 30"
Back	19.5"	N/A	16"

Upholstery	Seat	Back	Backshell
COM*	0.8 yd.	0.8 yd.	0.7 yd.
Shipping	Carton Wt.	FedEx Wt.	
	48 lbs.	121 lbs.	

*for big pattern repeats, check with OM

features:

Begins @ \$318 armless (OM5-AS) / \$361 with OM5 cantilever arms (OM5-AS-A . . .)

OM5-AS – Sled-base mid-density stacking chair for any occasional use environment

OM5-AG – 4-Leg stackable guest chair with options for casters or glides.

OM5-AT – 5-Star base “tasker” for training rooms, computer labs, or simple task environments

OM5-AC – Sled-base, stackable café stools with both bar and counter height seat options
(30" & 24" seat heights, respectively)

Designed by Francisco Romero of Phidesign















color bloom

New Active colors that **pop** in any space.



OM5 Active Sled

Stacking | Guest | Multi-Use

1. Model			2. Arm Option			3. Polyflex Shell Color Option			4. Back Upholstery	
	Code	List		Code	List		Code	List	Code	List
	OM5-AS (Active Sled)	\$318		-N No Arms (STD)	\$0		-BK01 Modern Black	\$0	-PF Polyflex (unupholstered)	\$0
	OM5-FS (InActive Sled)	\$313		-A With Arms	\$43		-GR01 Palladium Grey	\$0	Grade 1 / C.O.M	\$48
Example Model Above: OM5-AS-N-GR01-PF-PF-CHBK 							-WT01 Arctic White	\$0	Grade 2 / Grade-in A	\$58
							-GR04 Graphite	\$0	Grade 3 / Grade-in B	\$68
							-BL02 Navy Blue	\$0	Grade 4 / Grade-in C	\$78
							-RD02 Crimson Red	\$0	Grade 5 / Grade-in D	\$88
							-GN03 Seafoam Green	\$0	Grade 6 / Grade-in E	\$98
							-YL01 Canary Yellow	\$0	LG1 (Evita) / C.O.L	\$100
									LG2 (Lena)	\$110
									LG3 (Vulcano)	\$120

Specifications

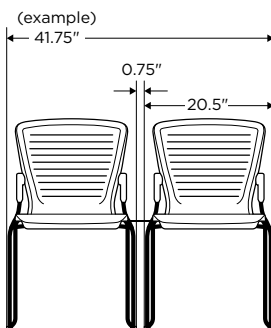
Overall Height	32.5"
Overall Width	20.5" Armless 22.75" Arms
Seat Height	18"
Back Size	17.5"w x 16"h
Seat Size	18"w x 18"d
COM Back	0.75 yds
COM Seat	0.75 yds
Carton Weight	25 lbs.
FedEx Weight	121 lbs.
Warranty	Lifetime limited
Weight Rating	300 lbs.
Stacking With Dolly*	20 unupholstered 14 upholstered
Stacking Without Dolly*	4 unupholstered 4 upholstered

*(can not stack with BKY option. CFT option will decrease stackable quantity)

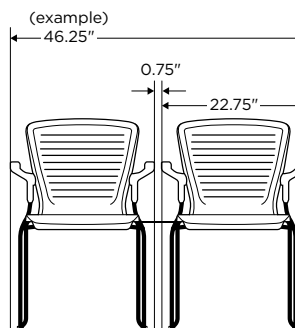


OM5 Active Ganging Clips
Built in ganging clips on both Sled (arm / armless)
and Guest (arm / armless)

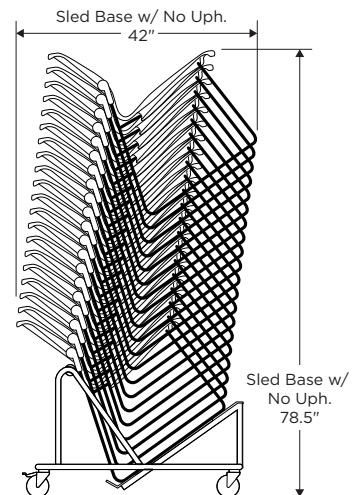
Armless - Ganging Dimensions

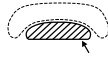


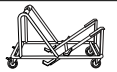
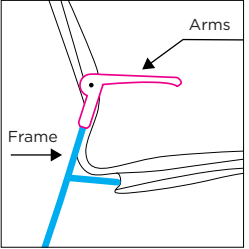
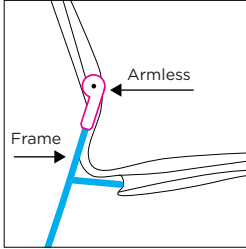


Arms - Ganging Dimensions



Footprint: **H** 78.5" x **D** 42" x **W** 24"



5. Seat Upholstery		6. Finish Options - (Frame, Armless and Arms Finish)		7. Other Options		
Code	List	Code	List		Code	List
-PF Polyflex (unupholstered)	\$0	-BKCM (STD) Modern Black Color Match Frame Finish: Modern Black Armless/Arms Finish: Modern Black	\$0		-UPHCFT Foam insert (provides additional comfort)	\$66
Grade 1 / C.O.M	\$48	-GRCM Palladium Grey Color Match Frame Finish: Palladium Grey Armless/Arms Finish: Palladium Grey	\$0		-BKTY Book Tray, Black only	\$58
Grade 2 / Grade-in A	\$58	-CHBK Frame Finish: Chrome Armless/Arms Finish: Modern Black	\$0		-FLTG Felt Glide set of 4	\$10
Grade 3 / Grade-in B	\$68	-CHGR Frame Finish: Chrome Armless/Arms Finish: Palladium Grey	\$0		-STDLY5N Stacking Dolly	\$368
Grade 4 / Grade-in C	\$78	-GRBK Frame Finish: Palladium Grey Armless/Arms Finish: Modern Black	\$0	<div>Stacking with Dolly 20 unupholstered / 14 upholstered</div> <div>Stacking Without Dolly 4 unupholstered / 4 upholstered</div> <div>(can not stack with BKTY option. CFT option will decrease stackable quantity)</div> <div>STDLY5N 5 year warranty</div>		
Grade 5 / Grade-in D	\$88	<div>ArmlessArms</div> <div></div>				
Grade 6 / Grade-in E	\$98					
LG1 (Evita) / C.O.L	\$100					
LG2 (Lena)	\$110					
LG3 (Vulcano)	\$120					

Order your chair worksheet















Use the below area to specify your chair options and calculate cost.		Code	Price
1. Model			\$
2. Arm Option			\$
3. Polyflex Shell Color			\$
4. Back Upholstery - Fabric Color #	#		\$
5. Seat Upholstery - Fabric Color #	#		\$
6. Frame Finish Options			\$
7a. Memory Foam Sub-layer			\$
7b. Book Tray, Black only			\$
7c. Felt Glide			\$
7d. Stacking Dolly			\$
Unit Price	Codes		\$

Unit Price	\$
+ Number of Chairs	
= Total Cost	\$

* ships up to 2 per carton. A \$20 Net fee will apply for split cartoning (i.e., 2 Actives in 2 cartons)

OM5 Active Guest

Stacking | Guest | Multi-Use

1. Model			2. Arm Option			3. Polyflex Shell Color Option			4. Back Upholstery	
	Code	List		Code	List		Code	List	Code	List
	OM5-AG (Active Guest)	\$345		-N No Arms (STD)	\$0		-BK01 Modern Black	\$0	-PF Polyflex (unupholstered)	\$0
	OM5-FG (InActive Guest)	\$340		-A With Arms	\$43		-GR01 Palladium Grey	\$0	Grade 1 / C.O.M	\$48
				-TABR Right Handed Tablet Arm*	\$125		-WT01 Arctic White	\$0	Grade 2 / Grade-in A	\$58
				-TABL Left Handed Tablet Arm*	\$125		-GR04 Graphite	\$0	Grade 3 / Grade-in B	\$68
Example Model Above: OM5-AG-N-GR01-PF-PF-GRCM-GRSG 			*includes arm pads and available in black only.				-BL02 Navy Blue	\$0	Grade 4 / Grade-in C	\$78
							-RD02 Crimson Red	\$0	Grade 5 / Grade-in D	\$88
							-GN03 Seafoam Green	\$0	Grade 6 / Grade-in E	\$98
							-YL01 Canary Yellow	\$0	LG1 (Evita) / C.O.L	\$100
									LG2 (Lena)	\$110
									LG3 (Vulcano)	\$120

Specifications

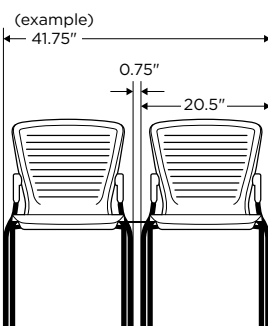
Overall Height	33"
Overall Width	20.5" Armless 22.75" Arms
Seat Height	18"
Back Size	17.5"w x 16"h
Seat Size	18"w x 18"d
COM Back	0.75 yds
COM Seat	0.75 yds
Carton Weight	28 lbs.
FedEx Weight	121 lbs.
Warranty	Lifetime limited
Weight Rating	300 lbs.
Stacking With Dolly	15 unupholstered 9 upholstered
Stacking Without Dolly	4 unupholstered 4 upholstered

(can not stack with TABR, TABL or BKTY option. CFT option will decrease stackable quantity)

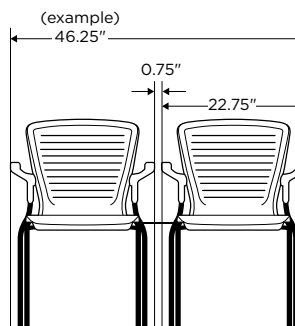


OM5 Active Ganging Clips
Built in ganging clips on both Sled (arm / armless)
and Guest (arm / armless)

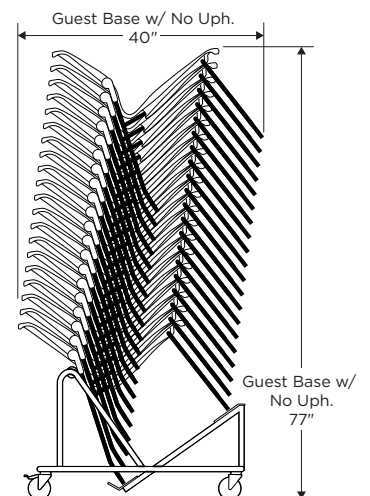
Armless - Ganging Dimensions







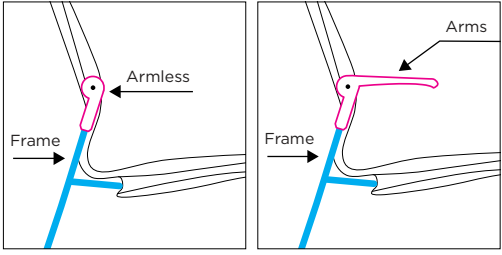




Arms - Ganging Dimensions



Footprint: H 77" x D 40" x W 24"



5. Seat Upholstery		6. Finish Options - (Frame, Armless and Arms Finish)		7. Caster Option		8. Other Options						
Code	List	Code	List		Code	List		Code	List			
-PF Polyflex (unupholstered)	\$0	-BKCM (STD) Modern Black Color Match Frame Finish: Modern Black Armless/Arms Finish: Modern Black	\$0		-BKSG Modern Black Glides (STD on BKCM)	\$0		-UPHCFT Foam insert (provides additional comfort)	\$66			
Grade 1 / C.O.M	\$48	-GRGM Palladium Grey Color Match Frame Finish: Palladium Grey Armless/Arms Finish: Palladium Grey	\$0		-GRSG Palladium Grey Glides (STD with GRGM and GRBK)	\$0		-BKTY Book Tray, Black Only	\$58			
Grade 2 / Grade-in A	\$58	-GRBK Frame Finish: Palladium Grey Armless/Arms Finish: Modern Black	\$0		-AG Active Soft Casters	\$15		-STDLY5N Stacking Dolly	\$368			
Grade 3 / Grade-in B	\$68	<div><div>Armless</div><div>Arms</div></div>			-SS Safety Soft Casters	\$25	Stacking with Dolly 15 unupholstered / 9 upholstered Stacking Without Dolly 4 unupholstered / 4 upholstered (can not stack with BKTY option. CFT option will decrease stackable quantity) STDLY5N 5 year warranty					
Grade 4 / Grade-in C	\$78				-WB Wheelbarrow Caster (front) *Glide (back)	\$10						
Grade 5 / Grade-in D	\$88			*Glide will match frame finish.								
Grade 6 / Grade-in E	\$98											
LG1 (Evita) / C.O.L	\$100											
LG2 (Lena)	\$110											
LG3 (Vulcano)	\$120											

Order your chair worksheet












Use the below area to specify your chair options and calculate cost.		Code	Price
1. Model			\$
2. Arm Option			\$
3. Polyflex Shell Color			\$
4. Back Upholstery - Fabric Color #	#		\$
5. Seat Upholstery - Fabric Color #	#		\$
6. Frame Finish Options			\$
7. Caster Options			\$
8a. Memory Foam			\$
8b. Book Tray, Black only			\$
8c. Stacking Dolly			\$
Unit Price	Codes		\$

Unit Price	\$
+ Number of Chairs	
= Total Cost	\$

* ships up to 2 per carton. A \$20 Net fee will apply for split cartoning (i.e., 2 Actives in 2 cartons)

OM5 Active Tasker

Multi-Use | Task Chair | Task Stool

















1. Model			2. Arm Option			3. Polyflex Shell Color Option			4. Back Upholstery	
	Code	List		Code	List		Code	List	Code	List
	OM5-AT (Active Tasker)	\$398		-N No Arms (STD)	\$0		-BK01 Modern Black	\$0	-PF Polyflex (unupholstered)	\$0
	OM5-FT (InActive Tasker)	\$393		-A With Arms	\$43		-GR01 Palladium Grey	\$0	Grade 1 / C.O.M	\$48
Example Model Above: OM5-AT-A-GR01-PF-PF-B25							-WT01 Arctic White	\$0	Grade 2 / Grade-in A	\$58
							-GR04 Graphite	\$0	Grade 3 / Grade-in B	\$68
							-BL02 Navy Blue	\$0	Grade 4 / Grade-in C	\$78
							-RD02 Crimson Red	\$0	Grade 5 / Grade-in D	\$88
							-GN03 Seafoam Green	\$0	Grade 6 / Grade-in E	\$98
							-YL01 Canary Yellow	\$0	LG1 (Evita) / C.O.L	\$100
									LG2 (Lena)	\$110
									LG3 (Vulcano)	\$120

Specifications



Overall Width	25"
Overall Height	32" - 36.5"
Seat Height	16.5" - 21"
Back Size	17.5"w x 16"h
Seat Size	18"w x 18"d
COM Back	0.75 yds
COM Seat	0.75 yds
Carton Weight	35 lbs.
FedEx Weight	65 lbs.
Warranty	Lifetime limited
Weight Rating	300 lbs.

Example Model Above:
OM5-AT-A-RD02-COM-COM-B25

5. Seat Upholstery		6. Task and Stool Base Packages (Includes Base, Cylinder and Casters)		7. Caster Option		8. Other Options	
Code	List		Code	List		Code	List
-PF Polyflex (unupholstered)	\$0		-B25 (STD PKG) Black Base: 25" Black Cylinder: 5" Black Casters: Carpet Casters (TC)	\$0		-TC Carpet Casters* (Standard on Base Packages B25)	\$0
Grade 1 / C.O.M	\$48		-WP25 Polished Base: 25" 2-tone Polished Cylinder: 5" Black Casters: 55mm Black Two-Tone Multi-Surface Soft Caster (55MSB)	\$68		-55MSB 55mm Black Two-Tone Multi-Surface Soft Caster • Standard on WP25 Base Package • Option on WW25 Base Package	\$0
Grade 2 / Grade-in A	\$58		-WW25 White Powdercoat Base: White Powdercoat Cylinder: 5" White Casters: 55mm White Two-Tone Multi-Surface Soft Caster (55MSW)	\$78		55MSW 55mm White Two-Tone Multi-Surface Soft Caster • Standard on WW25 Base Package • Option on WP25 Base Package	\$0
Grade 3 / Grade-in B	\$68		-GSP Fixed Footring Stool Base: Chrome Cylinder: 8" Chrome Casters: Universal Casters (SC)	\$80.56		-G Glides	\$0
Grade 4 / Grade-in C	\$78		-B27TL Turn-Lock Footring Stool Base: Black Cylinder: 8" Black Casters: Universal Casters (SC)	\$118		-AG Active Soft Casters	\$20
Grade 5 / Grade-in D	\$88		-P27TL Turn-Lock Footring Stool Base: Polished Base Cylinder: 8" Chrome Casters: Universal Casters (SC)	\$168		-SC Dual-tone Universal Casters (No Upcharge on Base Packages GSP, B27TL, P27TL)	\$25
Grade 6 / Grade-in E	\$98		To substitute stool cylinder options See 8. Other Options			-SS Safety Soft Casters (restrict motion when not seated)	\$25
LG1 (Evita) / C.O.L	\$100					-REV Reverse Braking	\$35
LG2 (Lena)	\$110					-RUB Rubber Casters	\$25
LG3 (Vulcano)	\$120						

*Not available with B27TL and P27TL Packages

Order your chair worksheet













Use the below area to specify your chair options and calculate cost.		Code	Price
1. Model			\$
2. Arm Option			\$
3. Polyflex Shell Color			\$
4. Back Upholstery - Fabric Color #	#		\$
5. Seat Upholstery - Fabric Color #	#		\$
6. Task and Stool Base Packages			\$
7. Caster Options			\$
8a. Memory Foam			\$
8b. Tool Tray			\$
8c. Cylinder Substitute			\$
Unit Price	Codes		\$

Unit Price	\$
+ Number of Chairs	
= Total Cost	\$

* ships up to 2 per carton. A \$20 Net fee will apply for split cartoning (i.e., 2 Actives in 2 cartons)

OM5 Active Café

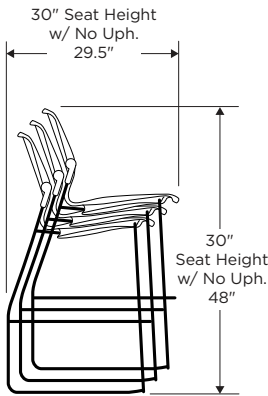
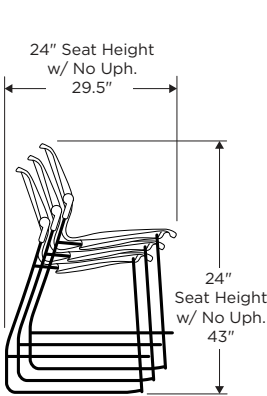
Bar Height | Counter Height

1. Model			2. Arm Option			3. Polyflex Shell Color Option			4. Back Upholstery						
	Code	List		Code	List		Code	List	Code	List					
	OM5-AC-24 (24" Active Café)	\$498		-N No Arms (STD)	\$0		-BK01 Modern Black	\$0	-PF Polyflex (unupholstered)	\$0					
	OM5-AC-30 (30" Active Café)	\$498			-A With Arms	\$43		-GR01 Palladium Grey	\$0	Grade 1 / C.O.M	\$48				
	OM5-FC-24 (24" InActive Café)	\$493					-WT01 Arctic White	\$0	Grade 2 / Grade-in A	\$58					
	OM5-FC-30 (30" InActive Café)	\$493					-GR04 Graphite	\$0	Grade 3 / Grade-in B	\$68					
Example Model Above: OM5-AC-30-A-WT01-PF-PF-CHBK 							-BL02 Navy Blue	\$0	Grade 4 / Grade-in C	\$78					
							-RD02 Crimson Red	\$0	Grade 5 / Grade-in D	\$88					
							-GN03 Seafoam Green	\$0	Grade 6 / Grade-in E	\$98					
							-YL01 Canary Yellow	\$0	LG1 (Evita) / C.O.L	\$100					
											LG2 (Lena)	\$110			
											LG3 (Vulcano)	\$120			

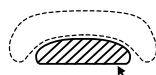

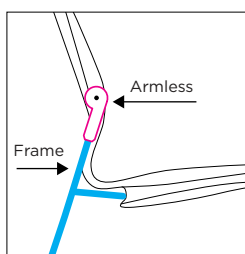
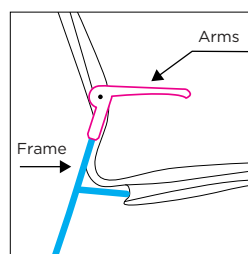
Specifications



	OM5-AC 24"	OM5-AC 30"
Overall Height	38.5"	44.5"
Overall Width	20.5" Armless 22.75 Arms	20.5" Armless 22.75 Arms
Seat Height	24"	30"
Back Size	17.5"w x 16"h	17.5"w x 16"h
Seat Size	18"w x 18"d	18"w x 18"d
COM Back	0.75 yds	0.75 yds
COM Seat	0.75 yds	0.75 yds
Carton Weight	27 lbs.	30 lbs
FedEx Weight	165 lbs	165 lbs
Warranty	Lifetime limited	Lifetime limited
Weight Rating	300 lbs.	300 lbs.
Stacking Without Dolly	3 unupholstered 3 upholstered	3 unupholstered 3 upholstered



Example Model Above:
OM5-AC-30-A-BK01-PF-PF-CHBK

5. Seat Upholstery		6. Finish Options - (Frame, Armless and Arms Finish)		7. Other Options		
Code	List	Code	List		Code	List
-PF Polyflex (unupholstered)	\$0	-BKCM (STD) Modern Black Color Match Frame Finish: Modern Black Armless/Arms Finish: Modern Black	\$0		-UPHCFT Foam insert (provides additional comfort)	\$66
Grade 1 / C.O.M	\$48	-CHBK Frame Finish: Chrome Armless/Arms Finish: Modern Black	\$0			-BKTY Book Tray, Black only
Grade 2 / Grade-in A	\$58	-CHGR Frame Finish: Chrome Armless/Arms Finish: Palladium Grey	\$0			
Grade 3 / Grade-in B	\$68	<div><div>Armless</div></div> <div><div>Arms</div></div>				
Grade 4 / Grade-in C	\$78					
Grade 5 / Grade-in D	\$88					
Grade 6 / Grade-in E	\$98					
LG1 (Evita) / C.O.L	\$100					
LG2 (Lena)	\$110					
LG3 (Vulcano)	\$120					

Order your chair worksheet

Use the below area to specify your chair options and calculate cost.		Code	Price
1. Model			\$
2. Arm Option			\$
3. Polyflex Shell Color			\$
4. Back Upholstery - Fabric Color #	#		\$
5. Seat Upholstery - Fabric Color #	#		\$
6. Frame Finish Options			\$
7a. Memory Foam			\$
7b. Book Tray, Black only			\$
Unit Price	Codes		\$

Unit Price	\$
+ Number of Chairs	
= Total Cost	\$

* ships up to 2 per carton. A \$20 Net fee will apply for split cartoning (i.e., 2 Actives in 2 cartons)

This image shows a single sheet of white paper with horizontal ruling lines. The lines are evenly spaced and run across the width of the page. There are no margins, text, or other markings on the paper.

stackable | guest
seating

stackable guest series (SG)

features:

Begins @ \$203 armless (SG300) / \$228 with arms (SG3A)

Contemporary design stackable guest seating ideal for any occasional use environment

Tapered legs with self-leveling glides (SG3_)



stackable guest series (SG)

stackable | guest
seating

perforated plastic back

New Backrest

Model

SG1K



Description

Cushion seat
Perforated black plastic back
Armless
Carpet casters on all 4 legs (default)

Stack up to 4 without dolly

(No dolly available for SG1K)

Ships 3 in a box (back detached)

Textile Grade-In

Grade 1 / C.O.M.	\$228.00
Grade 2 / Grade-in A	\$238.00
Grade 3 / Grade-in B	\$248.00
Grade 4 / Grade-in C	\$258.00
Grade 5 / Grade-in D	\$268.00
Grade 6 / Grade-in E	\$278.00

List

Specifications

Overall width	25"
Overall height	33.75" (fixed)
Back	20" w x 15.25" h
Seat	19" w x 20" d
Seat height	18" (fixed)
COM	.80 yd./per 2 chairs
Carton weight	19 pounds
FedEx weight	104 pounds
Arms	(armless)
Warranty	7 year limited

Ships with back detached when more than 1, up to 3 per carton, but may vary. Call OM for details.

New Backrest

Model

SG2K



Description

Cushion seat
Perforated black plastic back
Neo-classic arm design
Rear casters/front glides

Stack up to 4 without dolly

(No dolly available for SG2K)

Ships 3 in a box (back detached)

Textile Grade-In

Grade 1 / C.O.M.	\$253.00
Grade 2 / Grade-in A	\$263.00
Grade 3 / Grade-in B	\$273.00
Grade 4 / Grade-in C	\$283.00
Grade 5 / Grade-in D	\$293.00
Grade 6 / Grade-in E	\$303.00

List

Specifications

Overall width	25"
Overall height	33.75" (fixed)
Back	20" w x 15.25" h
Seat	19" w x 20" d
Seat height	18" (fixed)
COM	.80 yd./per 2 chairs
Carton weight	20 pounds
FedEx weight	104 pounds
Arms	Included
Warranty	7 year limited

Ships with back detached when more than 1, up to 3 per carton, but may vary. Call OM for details.

SPLIT CARTON FEE \$20 NET (i.e., 3 chairs shipping in 3 cartons).

* SG2K and SG1K, no ganging device available.

stackable | guest
seating

stackable guest series (SG)

contoured plastic back

Model

SG300



Description

Graphite-color seat/back
Silver-color tapered legs
Wall-saving design
Contoured molded seat
Self-leveling glides

Stack up to 5 without dolly

Ships 2 in a box

Textile Grade-In

Black polypropylene

List

\$203.00

Specifications

Overall width 21"
Overall height 32" (fixed)
Back 19" w x 16" h
Seat 18" w x 19" d
Seat height 17" (fixed)
COM N/A
Carton weight 16 pounds
FedEx weight 104 pounds
Arms N/A
Warranty 7 year limited

Model

SG3A



Description

Graphite-color seat/back
Silver-color tapered legs
Wall-saving design
Contoured molded seat
Outboard arm design
Self-leveling glides

Stack up to 5 without dolly

Ships 2 in a box

Textile Grade-In

Black polypropylene

List

\$228.00

Specifications

Overall width 23"
Overall height 32" (fixed)
Back 19" w x 16" h
Seat 18" w x 19" d
Seat height 17" (fixed)
COM N/A
Carton weight 19 pounds
FedEx weight 104 pounds
Arms Included
Warranty 7 year limited

Model

SG3B



Description

Graphite-color seat/back
Silver-color tapered legs
Wall-saving design
Contoured molded seat
Cushion seat/back
Outboard arm design
Self-leveling glides

Stack up to 4 without dolly

Ships 2 in a box

Textile Grade-In

Grade 1 / C.O.M. \$278.00
Grade 2 / Grade-in A \$293.00
Grade 3 / Grade-in B \$308.00
Grade 4 / Grade-in C \$323.00
Grade 5 / Grade-in D \$338.00
Grade 6 / Grade-in E \$353.00

List

Specifications

Overall width 23"
Overall height 32" (fixed)
Back 19" w x 16" h
Seat 18" w x 19" d
Seat height 18" (fixed)
COM .75 yd.
Carton weight 22 pounds
FedEx weight 104 pounds
Arms Included
Warranty 7 year limited

Model

SG3C



Description

Graphite-color seat/back
Silver-color tapered legs
Wall-saving design
Contoured molded seat
Cushion seat/back
Self-leveling glides

Stack up to 4 without dolly

Ships 2 in a box

Textile Grade-In

Grade 1 / C.O.M. \$253.00
Grade 2 / Grade-in A \$268.00
Grade 3 / Grade-in B \$283.00
Grade 4 / Grade-in C \$298.00
Grade 5 / Grade-in D \$313.00
Grade 6 / Grade-in E \$328.00

List

Specifications

Overall width 21"
Overall height 32" (fixed)
Back 19" w x 16" h
Seat 18" w x 19" d
Seat height 18" (fixed)
COM .75 yd.
Carton weight 21 pounds
FedEx weight 104 pounds
Arms N/A
Warranty 7 year limited

SPLIT CARTON FEE \$20 NET (i.e., 2 chairs shipping in 2 cartons).

stackable guest series (SG)

stackable | guest
seating

contoured plastic back

Model

SG3W



Description

Graphite-color back
Graphite-color arms
Silver-color tapered legs
Wall-saving design
Molded seat cushion
Molded back cushion
Self-leveling glides

Stack up to 3 without dolly

Ships 2 in a box

Textile Grade-In

Grade 1 / C.O.M. \$305.00
Grade 2 / Grade-in A \$320.00
Grade 3 / Grade-in B \$335.00
Grade 4 / Grade-in C \$350.00
Grade 5 / Grade-in D \$365.00
Grade 6 / Grade-in E \$380.00

List

Specifications

Overall width 23"
Overall height 32" (fixed)
Back 19" w x 16" h
Seat 18" w x 19" d
Seat height 18" (fixed)
COM 1 yd.
Carton weight 23 pounds
FedEx weight 104 pounds
Arms Included
Warranty 7 year limited

mesh back

Model

SG5K



Description

Graphite-color seat/back
Silver-color tapered legs
Wall-saving design
Contoured molded seat
Outboard arm design
Carpet casters on all 4 legs (default)

Stack up to 4 without dolly

(No dolly available for SG5K)

Ships 2 in a box (back detached)

Textile Grade-In

Grade 1 / C.O.M. \$377.00
Grade 2 / Grade-in A \$387.00
Grade 3 / Grade-in B \$397.00
Grade 4 / Grade-in C \$407.00
Grade 5 / Grade-in D \$417.00
Grade 6 / Grade-in E \$427.00

List

Specifications

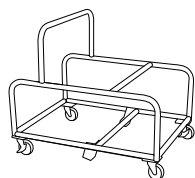
Overall width 25.5"
Overall height 36.5" (fixed)
Back 21" w x 19" h
Seat 18" w x 18" d
Seat height 18" (fixed)
COM 0.80 yd./per 2 chairs
Carton weight 20 pounds
FedEx weight 28 pounds
Arms Included
Warranty 7 year limited

common options

Suggested Options

Dolly

STDLY3N - list: 198.00



Description

Storage Dolly

Lockable casters
Steel frame
Stacks up to 10 upholstered SG3x chairs
Stacks up to 12 non-upholstered
SG3 Series chairs (e.g. SG300 & SG3A but
excluding SG1K, SG2K, & SG5K)

Also sold at discount in near new condition

Specifications

Overall length 31"
Overall width 22.5"
Overall height 27"
FedEx weight 20 pounds*
Warranty 5 year limited

Ganging

GANGING-SG

list: 12.00 (per set of 2)



Description

Ganging Device

Sold in pairs
One pair required to gang two chairs
Feature for SG3x Chairs only

Specifications

Overall length 6.25"
Overall width 1.5"
Overall height 1"

SPLIT CARTON FEE \$20 NET (i.e., 2 chairs shipping in 2 cartons).

*Consult with an OM representative for weights and questions related to shipping storage dollies.

stackable | guest
seating

stacking chair series (ST)

features:

Begins @ \$145 armless / \$199 with SR-40 arms (ST400)

Sled-base higher density stacking chairs for any occasional use environment

Simple, budget-oriented design and appeal

Easy to set up and store away



stacking chair series (ST)

stackable | guest
seating

contoured plastic back

Model

ST400



Description

Black plastic seat
Black plastic back
Silver powder coat frame

Stack up to 5 without dolly
Stack up to 30 with dolly
74.5" tall
48" deep
25" wide

Ships 3 in a box

Textile Grade-In

Black Plastic

List

\$145.00

Specifications

Overall width	21"
Overall height	32" (fixed)
Back	19" w x 16" h
Seat	18" w x 18" d
Seat height	17.5" (fixed)
COM	N/A
Carton weight	10 pounds
FedEx weight	104 pounds/per carton
Arms	SR-40 (see page 121)
Warranty	7 year limited

Order in multiples of 3 chairs, otherwise additional carton charge will be applied.

Ships up to 3 per carton, but may vary.
Call OM for details.

Model

ST400F



Description

Upholstered seat
Upholstered back
Silver powder coat frame

Stack up to 4 without dolly
Stack up to 15 with dolly

Ships 2 in a box

Textile Grade-In

Grade 1 / C.O.M.	\$236.00
Grade 2 / Grade-in A	\$251.00
Grade 3 / Grade-in B	\$266.00
Grade 4 / Grade-in C	\$281.00
Grade 5 / Grade-in D	\$296.00
Grade 6 / Grade-in E	\$311.00

Order in multiples of 2 chairs, otherwise additional carton charge will be applied.

Ships up to 2 per carton, but may vary.
Call OM for details.

Specifications

Overall width	21"
Overall height	32" (fixed)
Back	19" w x 16" h
Seat	18" w x 18" d
Seat height	18" (fixed)
COM	.75 yd./per 2 chairs
Carton weight	11 pounds
FedEx weight	104 pounds/per carton
Arms	SR-40 (see page 121)
Warranty	7 year limited

SPLIT CARTON FEE \$20 NET (i.e., 3 chairs shipping in 3 cartons).

NOTE When ordering an ST400 with the upholstery option, select a fabric color first and then use that fabric's color number to fill in the space after "ST-___" (example: ST-1004 is an ST400 chair upholstered with Basic no. 1004 Navy).

DESIGN STATEMENT Very easy to set up and so convenient to store away. A wide range of stacking chair lines makes OM a one-stop provider for all your seating needs.

Suggested Options

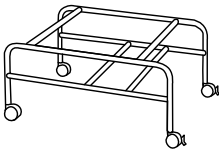
Dolly

STDLY4N - list: \$110.00

Description

Storage Dolly

Specifications



Lockable casters
Steel frame
Stacks up to 15 ST400F chairs
Stacks up to 30 ST400 chairs

Also sold at discount in near new condition

Overall length 34"
Overall width 23.5"
Overall height 15"

FedEx weight 15 pounds*

Warranty 5 year limited

Arm

SR-40 - list: \$54.00
(a pair)

Description

Arms

Specifications



Sold in pairs (black arm pad, silver frame)
Each pair contains one left arm and one right arm
Feature for ST400 Series chairs only
Adds approximately 1.75" to each side on overall width for ST400 Series

Overall length 11"

Ganging

GANGING-ST4
list: \$10.00 per set (2)

Description

Ganging Device

Specifications



Sold in pairs
One pair required to gang two chairs
Feature for ST400 and ST400F Series chairs only
Works universally for ganging ST400 Series chairs with or without arms

Overall length 6.3"
Overall width 1.2"
Overall height 0.8"

*Consult with an OM representative for weights and questions related to shipping storage dollies.

features:

Begins @\$242 armless / \$312 with arms

High density stacker, stacks 45 high on a dolly, stacks 25 for upholstered versions

Slim and minimalist design for multipurpose environments, cafés and private offices

TD2 – color-matched polycolor on seat, back and arm caps

TD2-S and TD2-F – seat and full upholstery available for added comfort





Tibidi (TD2-)




Stacking | Guest | Multi-use

Tibidi Core Features:

- HD Stacker
- Stacks 45 High on Dolly
- 275 lb. Weight Capacity
- 7 Year Limited Warranty



Note: Green font color indicates default build for "most popular" configuration of this spread.

1. Model		2. Arms			3. Polycolor (Arms, Back and Seat match)			4. Frame Finish		
Code	List	Code		List	Code		List	Code		List
TD2-	\$258		-N No arm	+\$0		-BK01 Modern Black	+\$0		-CHM Chrome	\$0
			-A Arms	\$70		-GN04 Moss	+\$0		-BLK Black	\$0
						-BR01 Sand	+\$0		-WHT White	\$0
						-WT03 Snow White	+\$0			
						-BL04 Glacier	+\$0			
						-GR05 Fog	+\$0			
						-BL02 Navy	+\$0			
						-RD03 Brick	+\$0			

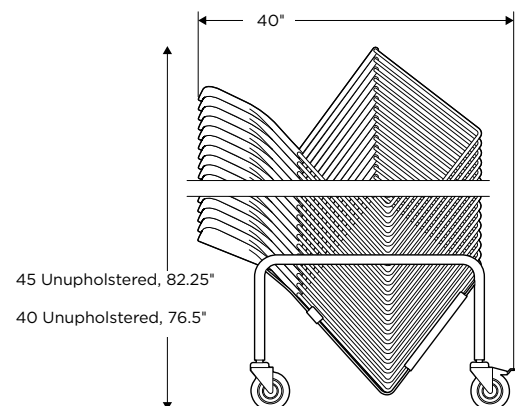
Note: Ganging Glides available and standard on armless version only.

Note: Bottom cover matches seat polycolor.

OTHER OPTIONS (append to above nomenclature to add to, or override existing options)

Polycolor	List	Glides	List	Dolly	List
-A-polycolor # Arm polycolor	+\$5	-NGLD Glideless option	-\$5	-TD2DLY Dolly	+\$306
-B-polycolor # Back polycolor	+\$5				
-S-polycolor # Seat polycolor	+\$5				

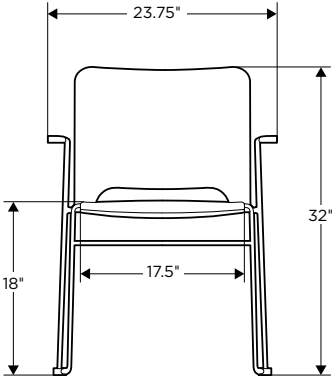
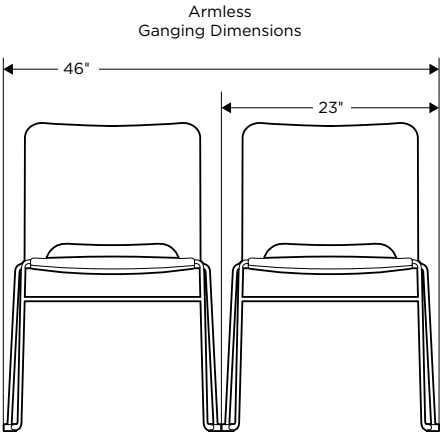
Footprint: **W 40" x D 27"**



ORDER NOMENCLATURE

Example: TD2 — A - BK01 - CHM (new format code)

Model # Arm Poly
 color Frame



Dimensions	W	D	H
Overall	23.75"	23.75"	32"
Seat	17.5"	16.75"	18"
Back	17.5"	N/A	14"

Upholstery	Back	Seat	Backshell
COM	N/A	N/A	N/A
Shipping	Carton Wt.	FedEx Wt.	
	14 lbs.	121 lbs.	



Tibidi w/ Upholstered Seat (TD2-S)

Stacking | Guest | Multi-use



Tibidi Core Features:

- HD Stacker with Upholstered Seat
- Stacks 25 High on Dolly
- 275 lb. Weight Capacity
- 7 Year Limited Warranty



Note: Green font color indicates default build for "most popular" configuration of this spread.

1. Model	
Code	List
TD2-S-	\$258

2. Arms		
Code		List
 -N No arm		\$0
 -A Arms		+\$70

Note: Ganging Glides available and standard on armless version only.

3. Polycolor (Arms and Back match)		
Code		List
 -BK01 Modern Black		+\$0
 -GN04 Moss		+\$0
 -BR01 Sand		+\$0
 -WT03 Snow White		+\$0
 -BL04 Glacier		+\$0
 -GR05 Fog		+\$0
 -BL02 Navy		+\$0
 -RD03 Brick		+\$0

Note: Bottom cover matches back polycolor.

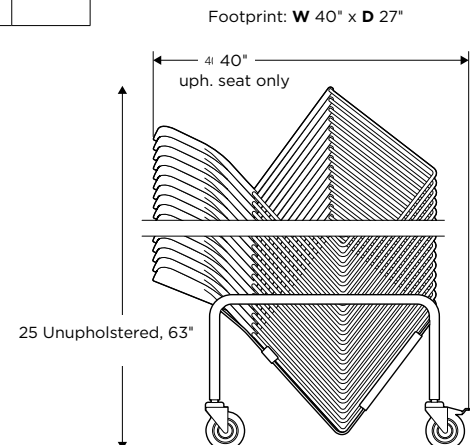
4. Upholstery Options	
Code	List
• Grade 2 / SoftSit	+\$26
• Grade 3 / Wanderlust	+\$31
• Grade 3 / Cinema	+\$31

OTHER OPTIONS (append to above nomenclature to add to, or override existing options)

Polycolor	List
-A-polycolor # Arm polycolor	+\$5
-B-polycolor # Back polycolor	+\$5

Glides	List
-NGLD Glideless option	-\$5

Dolly	List
-TD2DLY Dolly	+\$306

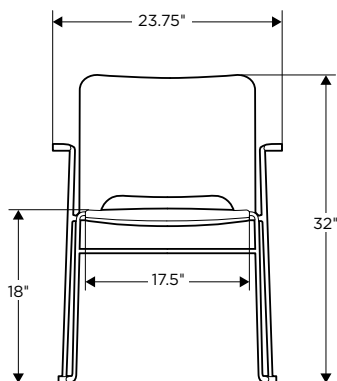
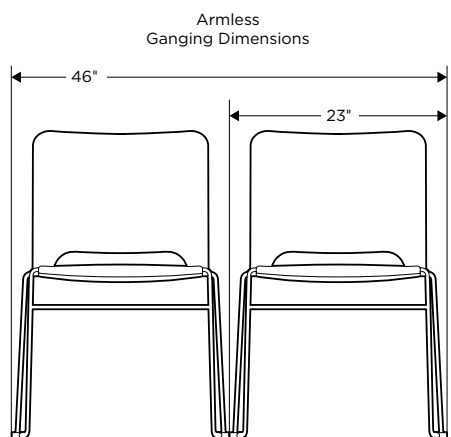


ORDER NOMENCLATURE

Example: TD2-S — A - BK01 - 2570 - CHM (new format code)

Model # Arm Poly
color Seat
Uph. Frame

5. Frame Finish		
	Code	List
	-CHM Chrome	\$0
	-BLK Black	\$0
	-WHT White	\$0



Dimensions	W	D	H
Overall	23.75"	23.75"	32"
Seat	17.5"	16.75"	18"
Back	17.5"	N/A	14"

Upholstery	Back	Seat	Backshell
COM	N/A	N/A	N/A
Shipping	Carton Wt.	FedEx Wt.	
	14 lbs.	121 lbs.	



Tibidi Fully Upholstered (TD2-F)

Stacking | Guest | Multi-use











Tibidi Core Features:

- HD Stacker Fully Upholstered
- Stacks 25 High on Dolly
- 275 lb. Weight Capacity
- 7 Year Limited Warranty



Note: Green font color indicates default build for "most popular" configuration of this spread.

1. Model	
Code	List
TD2-F-	\$258




2. Arm Options		
Code		List
	-N No arm	+\$0
	With arms	
	Choose a Polycolor for the arms	
	A-BK01 Modern Black	+\$70
	A-GN04 Moss	+\$70
	A-BR01 Sand	+\$70
	A-WT03 Snow White	+\$70
	A-BL04 Glacier	+\$70
	A-GR05 Fog	+\$70
	A-BL02 Navy	+\$70
	A-RD03 Brick	+\$70

Note: Ganging Glides available and standard on armless version only.

3. Upholstery Options (seat and back match)	
Code	List
• Grade 2 / SoftSit	+\$52
• Grade 3 / Wanderlust	+\$62
• Grade 3 / Cinema	+\$62

Note:

- Bottom cover polycolor default:
- Black on CHM and BLK frames
 - White on WHT frames

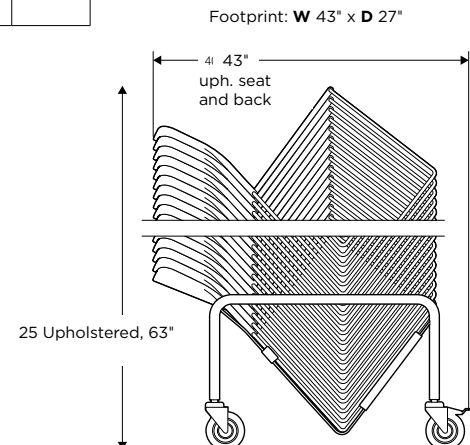
4. Frame Finish		
	Code	List
	-CHM Chrome	\$0
	-BLK Black	\$0
	-WHT White	\$0

OTHER OPTIONS (append to above nomenclature to add to, or override existing options)

Glides	List
-NGLD Glideless option	-\$5

Mix and Match Seat and Back Upholstery	List
-S Fabric Code Seat upholstery	+\$10
-B Fabric Code Back upholstery	+\$10

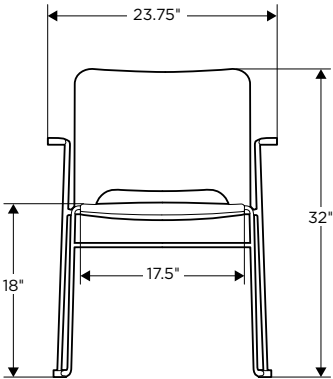
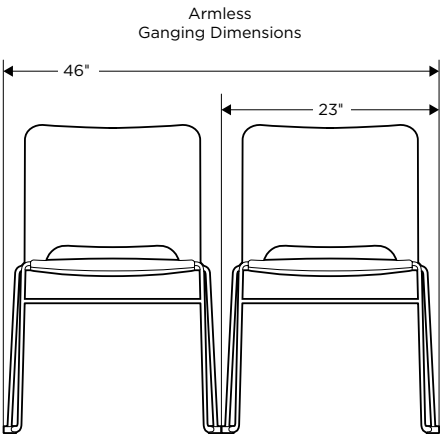
Dolly	List
-TD2DLY Dolly	+\$306



ORDER NOMENCLATURE

Example: TD2-F — A — BK01 — 2570 — CHM (new format code)

Model # Arm Poly Uph. Frame
 color



Dimensions	W	D	H
Overall	23.75"	23.75"	32"
Seat	17.5"	16.75"	18"
Back	17.5"	N/A	14"

Upholstery	Back	Seat	Backshell
COM	N/A	N/A	N/A
Shipping	Carton Wt.	FedEx Wt.	
	14 lbs.	121 lbs.	

features:

Begins @ \$490.00 (WY2G)

Multi-faceted shell chair that features 3 different modes to fit the way you work!

Visitor: Not your average guest chair – elegant lines to dress up any waiting/guest area

Tasker: Simple tasking with flair – tilt motion seat for training & hoteling stations

Rocker: Add a little play to your day – Height adjustable rocker with an auto-return cylinder!

Designed by Henner Jahns of Gecco Vision





WY2G Werksy Guest

example: WY2G-PSG-S-COM-GRY-GLD

Werksy Guest (WY2G)

DESCRIPTION

- One-piece shell chair
- Easy-access Backrest ledge doubles as armrest during side-saddle sitting
- Integrated armrests
- Button glides
- Option: seat only or fully upholstered HR foam cushions
- Option: choose from 3 different frame finishes
- Floor stacks 4 high (underseat cover protects seats)


Specifications

MODEL	WY2G
Overall width	25"
Overall height	30.5"
Back	14" w - 15 h"
Seat	19" w x 18.5" d
Seat height	18"
COM	.75 yd. seat 1.5 yd. full
Carton weight	35 lbs.
FedEx weight	195 lbs.
Warranty	12 years
Weight Rating	300 lbs.

Order your chair worksheet

CATEGORY	CODE	PRICE
1. Model	WY2G	
2. PolyShell Color		
3. Upholstery Option		
4. Frame Color/Finish		
5. Other Options		
Unit Price		
+ Number of Chairs		
= Total Cost for Chairs		

1. Model

OPTION	CODE	PRICE	
<input type="radio"/> Werksy Guest	WY2G	\$490.00	

2. PolyShell Color Option

OPTION	CODE	PRICE
<input type="radio"/> Modern Black	-PSB	+ \$0
<input type="radio"/> Arctic White	-PSW	+ \$25.00
<input type="radio"/> Palladium Grey	-PSG	+ \$25.00

Please contact an OM representative for color chips.

3. Upholstery Option 1) Add **S-** (Seat) or **F-** (Full) before color code

Note: Must select Seat or Full upholstery. NOT available without upholstery.

<input type="radio"/> S eat Upholstery	<input type="radio"/> F ull Upholstery
	

S-PRICE	FABRIC	CODE	F-PRICE
+ \$0	<input type="radio"/> Grade 1 / C.O.M.	S-/F- _____	+ \$33.00
+ \$10.00	<input type="radio"/> Grade 2 / Grade-in A	S-/F- _____	+ \$53.00
+ \$20.00	<input type="radio"/> Grade 3 / Grade-in B	S-/F- _____	+ \$73.00
+ \$30.00	<input type="radio"/> Grade 4 / Grade-in C	S-/F- _____	+ \$93.00
+ \$40.00	<input type="radio"/> Grade 5 / Grade-in D	S-/F- _____	+ \$113.00
+ \$50.00	<input type="radio"/> Grade-in E	S-/F- _____	+ \$133.00
+ \$69.00	<input type="radio"/> Werksy Quilt	S-/F- _____	+ \$135.00
+\$100.00	<input type="radio"/> LG1 (Evita) / C.O.L.	S-/F- _____	+ \$210.00
+\$110.00	<input type="radio"/> LG2 (Lena)	S-/F- _____	+ \$220.00
+\$115.00	<input type="radio"/> LG3 (Vulcano)	S-/F- _____	+ \$240.00

For **Grade-In/COM**, application testing is required for **Full** Upholstery option only. Please contact OM for details and pricing (877) 776-5678.

4. Frame Color / Finish Option

OPTION	CODE	PRICE
<input type="radio"/> Black Powdercoated	-BLK	+ \$0
<input type="radio"/> Grey Powdercoated	-GRY	+ \$0
<input type="radio"/> Chrome	-CHM	+ \$30

5. Other Options

OPTION	CODE	PRICE
<input type="radio"/> Glide Option	-GLD	+ \$0



WY2T Werksy Tasker

example: WY2T-PSB-S-COM-WB5-WB25-BLK-TC

Werksy Tasker (WY2T)

DESCRIPTION

- One-piece shell chair
- Easy-access Backrest ledge doubles as armrest during side-saddle sitting
- Integrated armrests
- Pneumatic lift
- Simple, rocking-tilt control mechanism
- Option: seat only or fully upholstered HR foam cushions
- Option: choose from 3 different base finishes


Specifications

MODEL	WY2T
Overall width	25"
Overall height	29.5" - 34.5"
Back	14" w - 15 h"
Seat	19" w x 18.5" d
Seat height	16" - 21"
COM	.75 yd. seat 1.5 yd. full
Carton weight	36 lbs.
FedEx weight	101 lbs.
Warranty	Lifetime Limited
Weight Rating	300 lbs.

Order your chair worksheet

CATEGORY	CODE	PRICE
1. Model	WY2T	
2. PolyShell Color		
3. Upholstery Option		
4. Cylinder		
5. Base		
6. Caster		
Unit Price		
+ Number of Chairs		
= Total Cost for Chairs		

1. Model

OPTION	CODE	PRICE	
<input type="radio"/> Werksy Tasker (Fixed mechanism, Standard with Stools)	WY1T	\$490.00	
<input type="radio"/> Werksy Tasker (Tilt-motion mechanism)	WY2T	\$517.00	


2. PolyShell Color Option

OPTION	CODE	PRICE
<input type="radio"/> Modern Black	-PSB	+ \$0
<input type="radio"/> Arctic White	-PSW	+ \$25.00
<input type="radio"/> Palladium Grey	-PSG	+ \$25.00


3. Upholstery Option 1) Add **S-** (Seat) or **F-** (Full) before color code

Note: Must select Seat or Full upholstery. NOT available without upholstery.

☐ **Seat Upholstery**





☐ **Full Upholstery**



<i>S-PRICE</i>	<i>FABRIC</i>	<i>CODE</i>	<i>F-PRICE</i>
+ \$0	<input type="radio"/> Grade 1 / C.O.M.	S-/F- _____	+ \$33.00
+ \$10.00	<input type="radio"/> Grade 2 / Grade-in A	S-/F- _____	+ \$53.00
+ \$20.00	<input type="radio"/> Grade 3 / Grade-in B	S-/F- _____	+ \$73.00
+ \$30.00	<input type="radio"/> Grade 4 / Grade-in C	S-/F- _____	+ \$93.00
+ \$40.00	<input type="radio"/> Grade 5 / Grade-in D	S-/F- _____	+ \$113.00
+ \$50.00	<input type="radio"/> Grade-in E	S-/F- _____	+ \$133.00
+ \$69.00	<input type="radio"/> Werksy Quilt	S-/F- _____	+ \$135.00
+\$100.00	<input type="radio"/> LG1 (Evita) / C.O.L.	S-/F- _____	+ \$210.00
+\$110.00	<input type="radio"/> LG2 (Lena)	S-/F- _____	+ \$220.00
+\$115.00	<input type="radio"/> LG3 (Vulcano)	S-/F- _____	+ \$240.00

For **Grade-In/COM**, application testing is required for **Full** Upholstery option only. Please contact OM for details and pricing (877) 776-5678.









4. Cylinder Option

OPTION	CODE	PRICE	
<input type="radio"/> 5" Black	-WB5	+ \$0	
<input type="radio"/> 5" White	-WW5	+ \$20.00	
Stool Package Cylinder			
<input type="radio"/> 8" Chrome	-OC8	+ \$30.00	
<input type="radio"/> 10" Chrome (STD on stool pkgs.)	-OC10	+ \$30.00	

5. Base Option

OPTION	CODE	PRICE	
<input type="radio"/> (STD) 25" Black Base	-WB25	+ \$0	
<input type="radio"/> 25" 2-tone Polished Aluminum	-WP25	+ \$30.00	
<input type="radio"/> 25" White Powdercoated	-WW25	+ \$20.00	
Stool Package Bases			
<input type="radio"/> Black Base & footing (includes 20" diameter turn-lock footing)	-B27TL	+ \$73.00	
<input type="radio"/> Polished Aluminum Base & footing (includes 20" diameter turn-lock footing)	-P27TL	+ \$113.00	

6. Caster Option

OPTION	CODE	PRICE	
<input type="radio"/> 55mm Black Two-Tone Multi-Surface Soft Caster Standard with WB25 AND WP25 Option on WW25	-55MSB	+ \$0	
<input type="radio"/> 55mm White Two-Tone Multi-Surface Soft Caster Standard with WW25 Option with WB25 and WP25	-55MSW	+ \$0	
<input type="radio"/> Carpet Casters	-TC	+ \$0	
<input type="radio"/> Active Soft Casters	-AG	+ \$20.00	
<input type="radio"/> Safety Soft Casters (restrict motion when not seated)	-SS	+ \$25.00	
<input type="radio"/> Dual-tone Universal Soft Casters, 65mm (STD on Stool Packages)	-SC	+ \$25.00	
<input type="radio"/> Reverse Braking Casters	-REV	+ \$35.00	
<input type="radio"/> Glides	-G	+ \$0	



WY2GL Werksy Guest/Lounge
example: WY2L-PSB-S-COM-SP-B

Werksy Guest/Lounge (WY1GL / WY2GL)

DESCRIPTION

- One-piece shell chair
- Easy-access Backrest ledge doubles as armrest during side-saddle sitting
- Integrated armrests
- Pneumatic lift
- 4-star base, available in black or polished
- Simple, rocking-tilt control mechanism
- Option: seat only or fully upholstered HR foam cushions

Specifications

MODEL	WY2T
Overall width	27.25"
Overall height	29.5" - 33.5"
Back	14" w - 15 h"
Seat	19" w x 18.5" d
Seat height	16.5" - 20.5"
COM	.75 yd. seat 1.5 yd. full
Carton weight	36 lbs.
FedEx weight	101 lbs.
Warranty	Lifetime Limited
Weight Rating	300 lbs.

Order your chair worksheet

CATEGORY	CODE	PRICE
1. Model	WY2T	
2. PolyShell Color		
3. Upholstery Option		
4. Base Package		
Unit Price		
+ Number of Chairs		
= Total Cost for Chairs		

1. Model


OPTION	CODE	PRICE	
<input type="radio"/> Werksy Guest/Lounge (Fixed mechanism)	WY1GL	\$512.00	
<input type="radio"/> Werksy Guest/Lounge (Tilt-motion mechanism)	WY2GL	\$534.00	


2. PolyShell Color Option

OPTION	CODE	PRICE
<input type="radio"/> Modern Black	-PSB	+ \$0
<input type="radio"/> Arctic White	-PSW	+ \$25.00
<input type="radio"/> Palladium Grey	-PSG	+ \$25.00

3. Upholstery Option 1) Add **S-** (Seat) or **F-** (Full) before color code

Note: Must select Seat or Full upholstery. NOT available without upholstery.

☐ **Seat Upholstery**


☐ **Full Upholstery**


<i>S-PRICE</i>	<i>FABRIC</i>	<i>CODE</i>	<i>F-PRICE</i>
+ \$0	<input type="radio"/> Grade 1 / C.O.M.	S-/F- _____	+ \$33.00
+ \$10.00	<input type="radio"/> Grade 2 / Grade-in A	S-/F- _____	+ \$53.00
+ \$20.00	<input type="radio"/> Grade 3 / Grade-in B	S-/F- _____	+ \$73.00
+ \$30.00	<input type="radio"/> Grade 4 / Grade-in C	S-/F- _____	+ \$93.00
+ \$40.00	<input type="radio"/> Grade 5 / Grade-in D	S-/F- _____	+ \$113.00
+ \$50.00	<input type="radio"/> Grade-in E	S-/F- _____	+ \$133.00
+ \$69.00	<input type="radio"/> Werksy Quilt	S-/F- _____	+ \$135.00
+\$100.00	<input type="radio"/> LG1 (Evita) / C.O.L.	S-/F- _____	+ \$210.00
+\$110.00	<input type="radio"/> LG2 (Lena)	S-/F- _____	+ \$220.00
+\$115.00	<input type="radio"/> LG3 (Vulcano)	S-/F- _____	+ \$240.00

For **Grade-In/COM**, application testing is required for **Full** Upholstery option only. Please contact OM for details and pricing (877) 776-5678.

4. Base Package Option

OPTION	CODE	PRICE
<input type="radio"/> Standard Seat Height Package (Black) Cylinder: 4" black (4BCE) Base: 4-star black (27BL4)	-SP-B	+ \$0
<input type="radio"/> Standard Seat Height Package (Polished) Cylinder: 4" chrome (4CCE) Base: 4-star polished (27PL4)	-SP-P	+ \$20.00



WY2R Werksy Rocker
example: WY2R-PSG-S-COM-BLK

Werksy Rocker (WY2R)

- One-piece shell Rocking chair!
- Easy-access Backrest ledge doubles as armrest during side-saddle sitting
- Integrated armrests
- Pneumatic lift
- Perch to Rock user mode flexibility for nimble thinking/rocking
- Swiveling chair top with Auto-return action to keep workplaces neat-looking
- Option: seat only or fully upholstered HR foam cushions
- Option: choose from 2 different base finishes


Specifications

MODEL	WY2R
Overall width	27"
Overall height	28" - 33"
Back	14" w - 15 h"
Seat	19" w x 18.5" d
Seat height	16" - 21"
COM	.75 yd. seat 1.5 yd. full
Carton weight	48 lbs.
FedEx weight	195 lbs.
Warranty	12 Year Limited
Weight Rating	300 lbs.

Order your chair worksheet

CATEGORY	CODE	PRICE
1. Model	WY2R	
2. PolyShell Color		
3. Upholstery Option		
4. Cylinder		
5. Rocker Finish		
Unit Price		
+ Number of Chairs		
= Total Cost for Chairs		

1. Model

OPTION	CODE	PRICE	
<input type="radio"/> Werksy Rocker	WY2R	\$812.00	

2. PolyShell Color Option

OPTION	CODE	PRICE	
<input type="radio"/> Modern Black	-PSB	+ \$0	
<input type="radio"/> Arctic White	-PSW	+ \$25.00	
<input type="radio"/> Palladium Grey	-PSG	+ \$25.00	

Please contact an OM representative for color chips.

3. Upholstery Option 1) Add **S-** (Seat) or **F-** (Full) before color code

Note: Must select Seat or Full upholstery. NOT available without upholstery.

☐ **Seat** Upholstery



☐ **Full** Upholstery





S-PRICE	FABRIC	CODE	F-PRICE
+ \$0	<input type="radio"/> Grade 1 / C.O.M.	S-/F- _____	+ \$33.00
+ \$10.00	<input type="radio"/> Grade 2 / Grade-in A	S-/F- _____	+ \$53.00
+ \$20.00	<input type="radio"/> Grade 3 / Grade-in B	S-/F- _____	+ \$73.00
+ \$30.00	<input type="radio"/> Grade 4 / Grade-in C	S-/F- _____	+ \$93.00
+ \$40.00	<input type="radio"/> Grade 5 / Grade-in D	S-/F- _____	+ \$113.00
+ \$50.00	<input type="radio"/> Grade-in E	S-/F- _____	+ \$133.00
+ \$69.00	<input type="radio"/> Werksy Quilt	S-/F- _____	+ \$135.00
+\$100.00	<input type="radio"/> LG1 (Evita) / C.O.L.	S-/F- _____	+ \$210.00
+\$110.00	<input type="radio"/> LG2 (Lena)	S-/F- _____	+ \$220.00
+\$115.00	<input type="radio"/> LG3 (Vulcano)	S-/F- _____	+ \$240.00

For **Grade-In/COM**, application testing is required for **Full** Upholstery option only. Please contact OM for details and pricing (877) 776-5678.

4. Cylinder Option

OPTION	CODE	PRICE	
<input type="radio"/> 5" Black Auto-Return	-WBA5	+ \$0	

5. Rocker Finish

OPTION	CODE	PRICE	
<input type="radio"/> Black	-BLK	+ \$0	
<input type="radio"/> Chrome	-CHM	+ \$45.00	

features:

Begins @ \$260 armless (WS10)

Low-maintenance and straightforward seating for shop and dirtier environments

Self-skinned polyurethane seat/back makes for easy cleaning

Variety of optional styles, including "Sit-Stand" stools



Please see pages 145 for options.

utility seats

Model	Description	Textile Grade-In	List	Specifications
WS10	Pneumatic lift Ships 2 in a box	Black polyurethane	\$260.00	Overall width 25" Overall height 21" - 26" Back N/A Seat 15" w x 13" d Seat height 16" - 21" COM N/A Carton weight 25 pounds FedEx weight 33 pounds Arms N/A Warranty 7 year limited



PHASING OUT

Model	Description	Textile Grade-In	List	Specifications
WS11	Pneumatic lift Tool tray Ships 2 in a box	Black polyurethane	\$298.00	Overall width 25" Overall height 21" - 26" Back N/A Seat 15" w x 13" d Seat height 16" - 21" COM N/A Carton weight 28 pounds FedEx weight 33 pounds Arms N/A Warranty 7 year limited



Model	Description	Textile Grade-In	List	Specifications
WS12	Pneumatic lift Tilting seat Ships 2 in a box	Black polyurethane	\$295.00	Overall width 25" Overall height 22" - 27" Back N/A Seat 15" w x 13" d Seat height 17" - 22" COM N/A Carton weight 25 pounds FedEx weight 33 pounds Arms N/A Warranty 7 year limited



SPLIT CARTON FEE \$20 NET (i.e., 2 chairs shipping in 2 cartons).

worktools (WS)

stackable, guest & specialty seating

Please see pages 145 and 170 for options.

utility chairs & stools

Model	Description	Textile Grade-In	List	Specifications
WS22	Pneumatic lift	Black polyurethane (armless)	\$312.00	Overall width 25"
	Pivot backrest	With BR-2 arms	\$2 N/A 0	Overall height 29" - 34"
	Back height adjustment	with BR-5 arms	\$2 N/A 0	Back 15.5" w x 12.5" h
	Back depth adjustment			Seat 17" w x 16" d
				Seat height 16" - 21"
				COM N/A
				Carton weight 34 pounds
				FedEx weight 34 pounds
				Arms BR2, BR5
				Warranty 7 year limited



Model	Description	Textile Grade-In	List	Specifications
WS23	Pneumatic lift	Black polyurethane (armless)	\$378.00	Overall width 25"
	Pivot backrest	With BR-2 arms	\$3 N/A 0	Overall height 35" - 45"
	Back height adjustment	with BR-5 arms	\$3 N/A 0	Back 15.5" w x 12.5" h
	Back depth adjustment			Seat 17" w x 16" d
				Seat height 21" - 31"
				COM N/A
				Carton weight 40 pounds
				FedEx weight 40 pounds
				Arms BR2, BR5
				Warranty 7 year limited



Model	Description	Textile Grade-In	List	Specifications
WS24	Pneumatic lift	Black polyurethane (armless)	\$361.00	Overall width 25"
	Pivot backrest	With BR-2 arms	\$3 N/A 0	Overall height 30" - 35"
	Back height adjustment	with BR-5 arms	\$3 N/A 0	Back 15.5" w x 12.5" h
	Tilting backrest			Seat 17" w x 16" d
				Seat height 16" - 21"
				COM N/A
				Carton weight 35 pounds
				FedEx weight 35 pounds
				Arms BR2, BR5
				Warranty 7 year limited



Model	Description	Textile Grade-In	List	Specifications
WS25	Pneumatic lift	Black polyurethane (armless)	\$428.00	Overall width 26"
	Pivot backrest	With BR-2 arms	\$3 N/A 0	Overall height 36" - 49"
	Back height adjustment	with BR-5 arms	\$3 N/A 0	Back 15.5" w x 12.5" h
	Tilting backrest			Seat 17" w x 16" d
				Seat height 22" - 32"
				COM N/A
				Carton weight 42 pounds
				FedEx weight 42 pounds
				Arms BR2, BR5
				Warranty 7 year limited



SPLIT CARTON FEE \$20 NET.

stackable, guest & specialty seating

worktools (WS)

Please see pages 170 for caster options.

common options

Suggested Options for Worktools WS22-WS25

Arms kits



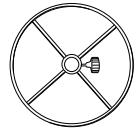
BR-2 - list: 48.00
Width adjustable arms
of 2.5"
WS Series only
7 year limited warranty



BR-5 - list: 58.00
Height & width adjustable T-arms
of 2.5"
WS Series only
7 year limited warranty*

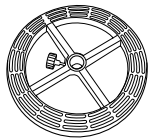
Note: Version for BC85 is available upon request

Options



FTGBC41 - list: 16.00 (upcharge), 59.00 (buy)
18" chrome footring for BC, CL and WS
(or exchange with black plastic footring)

CYL-4M - list: 13.00 (upcharge), 88.00 (buy)
4" cylinder for BC chairs (minimum height lowered by 1", changes range to 4")

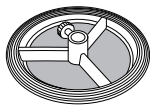


FTG20PL - list: 16.00 (upcharge), 59.00 (buy)
20" black plastic footring for BC and WS
(or exchange with chrome footring)

CYL-5M - list: 13.00 (upcharge), 73.00 (buy)
5" cylinder for most of BC task and executive chairs



PHASING OUT



TLTRAY - list: N/A (upcharge), 43.00 (buy)
Tool tray fits WS Series worktools and other chairs (check with OM for compatibility)

CYL-10M - list: N/A (upcharge), 102.00 (buy)
10" cylinder: standard cylinder for BC drafting stools (range of 23-33")



OM company information

features:

About OM

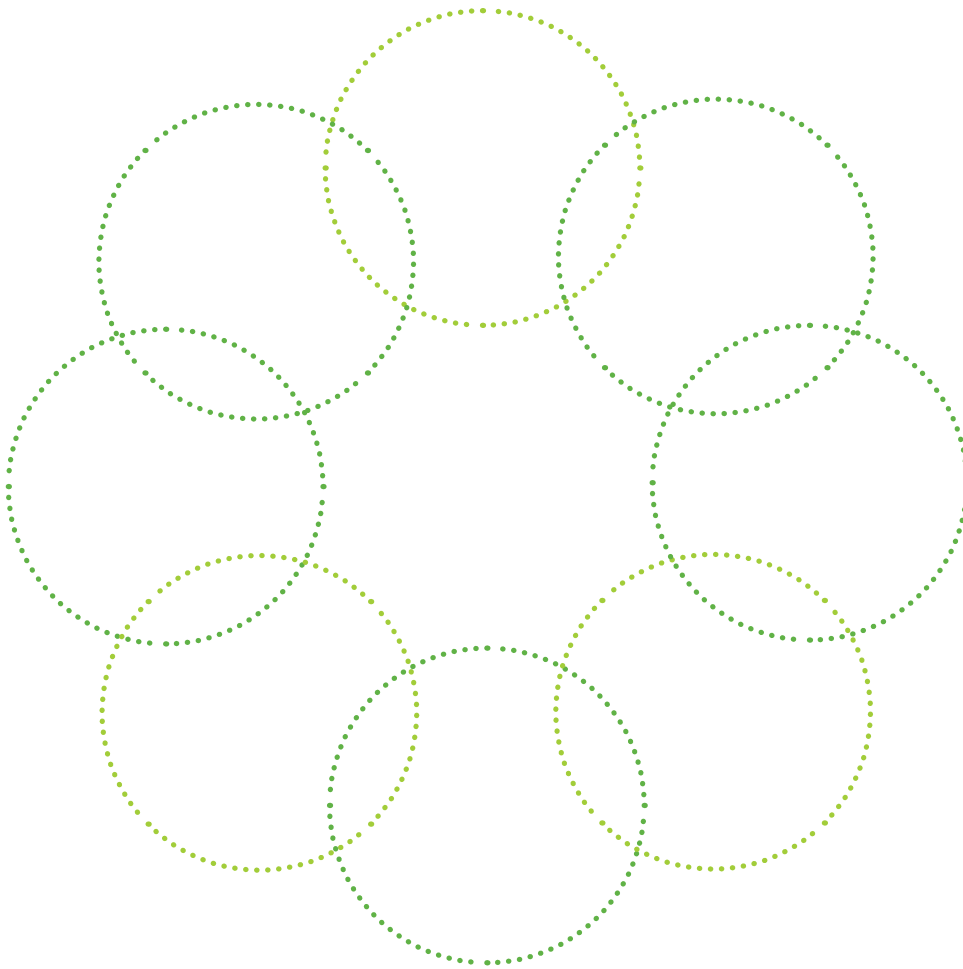
OM Terms & conditions

Warranty

GSA Terms & conditions

"Sustainable environmentalism"

BIFMA Test for fit



about om

The Company

OM is known for excellence in function. With a single focus on seating, and only seating, OM offers a broad and deep understanding of what makes a chair work. Whatever the environment, and whatever the purpose, an OM chair will suit your needs. By focusing exclusively on ergonomic and well-thought-out seating, OM is able to offer a range of choices that are both situation-appropriate and value-oriented. With a myriad of adjustments, ranges of scale, and abundant design features, OM chairs perform. From the innovative and exclusive “body activated motion” to the more traditional option of multiple independent adjustments, an OM chair responds to your needs for dynamic motion, support, and comfort. Since 1986 OM has been building reliable, high quality, ergonomic seating – and has striven to uphold our reputation as *the source* for smart seating.

Local Needs, Global Sourcing

OM never compromises on quality; whether in its seating, representatives, suppliers, or components. Through successful, long-established global sourcing relationships OM has developed tight-knit vendor-manufacturer partnerships that allow it to incorporate better quality components at a more cost-effective price, thereby creating high value for everyone.

Lead Times, Delivery & Distribution

OM seating is made-to-order and available for shipping from Ontario, California with normal lead-times of around 7-10 working days. OM's portfolio of end-users includes nationwide-seating standards for many large to small corporate, healthcare, education, institutional and other customers. OM's seating products are available for national distribution and installation through customers' respective servicing dealer networks of choice. OM's authorized dealer distribution strategy affords users the choices they need to source better, more flexible dealer services to meet their specific needs. OM dealers comprise a broad network of supply chain contract furniture dealers, stationary supply chains, medical supply & ergonomic specialty dealers. To find out if a specific dealer is an authorized OM partner, please contact OM toll-free at 877.766.5678.

Production Capabilities

OM routinely leverages its strong supplier relationships, seating design expertise, and quick turnaround capabilities to customize solutions for specific customer needs. As a committed partner/manufacturer for multiple national accounts, OM has developed a strong reputation for its ability to meet customer requirements with purpose-appropriate and value-oriented seating solutions.

Upholstery Options

OM offers thousands of in-stock and grade-in fabrics, special healthcare-oriented polyurethanes, vinyls, cryptons, TB-133, premium leather, and ESD options. We offer a broad range of selections with graded-in pricing from such partners as Designtex, Momentum Textiles, Mayer Fabrics, C.F. Stinson, and more. OM also offers a variety of environmentally-friendly upholstery options from both its in-stock, and graded-in choices. Production lead times on all graded-in upholstery and customer-owned materials may vary based on receipt of all material(s).

Warranty

OM chair parts are warranted for lifetime, 12- and 7-year periods (varies by series). Every chair carries a “born-on” production label showing all pertinent information to support follow-up warranty claims. To view a full warranty, please contact OM or turn to page 136 of this price book.

Product Selection

OM offers a broad selection of seating, arms, and other options for a wide array of uses including Ergonomic, Corporate Standards, Medical/Healthcare, Schools, Production, Labs, ESD, Conference, Stacker, Lunchroom, 24-Hour-Use or Call Centers, and Big/Tall. For example, numerous options and styles are available to address all aspects of Healthcare requirements; included are models suited for Nurses' stations, Exam rooms, Doctors' Offices, Labs, Counter Height, Administration, Conference, Side chairs, Workstools, Waiting Rooms, Inventory & Executive Ergonomic.

terms & conditions

These terms and conditions apply to authorized OM dealers.

For additional company or product information, visit us at our online home:
omseating.com

PRICES Published prices and specifications are approximate and are subject to change without notice. All prices shown in this book are shown at List and F.O.B. OM unless otherwise noted. Prices do not include delivery charges, installations, special handling or any applicable sales, use, excise or other similar taxes. For example, California tax laws require that in cases where an order originates from a dealer outside of CA, but ships to a destination within the state, OM must collect an appropriate sales or use tax. If a customer claims exemption from such taxes, an exemption or CA resale certificate must be furnished to OM upon or before placement of the order.

TERMS Terms are net 30 days (on approved credit only) from the date of invoice issuance. A late payment finance charge of 1.5% per month (18% annual percentage rate) will be assessed on all open invoices not paid within terms. Paying within terms will preserve your competitive pricing schedule and payment terms. A processing fee of 3% may be charged for payments made via credit card. OM can accept Visa, Mastercard and AMEX.

CUSTOMER'S OWN MATERIAL (C.O.M.) If a customer desires to use a fabric or leather not supplied by OM, it is considered C.O.M. or C.O.L. Refer to the C.O.M. specifications section in this price book (p. 142) for detailed information on the use of such materials. Any C.O.M. and/or C.O.L. rolls, samples, hides, etc. that are being sent to OM for application testing or use on an order should be delivered to:

OM
C/O – C.O.M. and Fabrics Dept
1110 South Mildred Avenue
Ontario, CA 91761

A shipping date will not be scheduled until all the C.O.M./C.O.L. materials for an order are received completely by OM. Any request for the return of unused fabrics must be made clearly on the Purchase Order and with specific instructions. Return freight and a handling fee will be charged. Customers should ask their fabrics vendors to side-mark all shipping labels for material(s) sent to OM with their company names, fabric colors & patterns, and the purchase order number(s) used with their order at OM.

CHANGES AND CANCELLATIONS All changes and cancellations will be subject to approval by OM and must be requested within 24 hours after OM receives the order. Changes and cancellations may only be approved for orders that have not entered any stage of production. A minimum of 25% change-order fee will apply to any changed orders. Cancellations, if approved, are subject to a penalty up to the entire amount of the order. Because we make our chairs to order and make every effort to ship as quickly as possible, we strongly discourage making any changes or amendments to your purchase orders whenever possible.

RETURNS Returns will not be accepted without an accompanying, written Return Merchandise Authorization Number (RMA). Please contact customer service to obtain an RMA. Returns must be received within 30 calendar days from the date of RMA# issuance. Authorized returned merchandise shall only be delivered to OM on prepaid freight. OM reserves the right to inspect all returned goods before issuing any appropriate credit. A minimum restocking fee of 25% applies to returned merchandise received in good resalable condition. C.O.M. orders may not be eligible for return. Must submit missing or damaged claim within 10 days of receiving order, otherwise it will not be accepted.

WARRANTY The warranty period is listed with each model for the original purchaser only. Full warranty information can be found on the hangtag attached to each chair shipped, as well as on p. 136. OM's sales representatives or customer service will ship appropriate replacement parts when deemed reasonable. Labor, field service or delivery charges are not covered. Unless otherwise specified all OM products are manufactured in accordance with normal commercial usage – for a single 8-hour shift, a total of 40 hours or less per week, and by persons weighing 275 pounds or less. OM shall not be liable for loss or damage resulting from use beyond the approved range or by any cause beyond reasonable control such as abuse, misuse, neglect, alteration, or act of God. Special terms may apply on certain series; please see the relevant product page in this price book for details.

SHIPPING (see EZ Freight Program for more information) Most items can be shipped boxed and/or shipped via FedEx, except models marked with 'non-FedExable' in this price book. In the absence of specific shipping instructions on purchase orders, OM will select the carrier and the method of shipment based on delivery area, freight cost and quality of service. All freight costs incurred by OM will be charged to the customer except when subsidized under the terms of the EZ Freight Program or other agreement with OM. Please notify the freight company directly in case of any shortage or damages and advise OM immediately of the damages incurred during shipping.

For items shipped in California, please specify the packing preference, whether "Product in Box" or "Assembled" on all purchase orders. There is a minimum charge for blanket-wrap delivery service. Not all areas in California can be shipped assembled or under normal shipping lead times. Please call OM for detailed information. Fully assembled chairs may be an option for other destinations as well, but usually require a full truckload quantity of at least 330 full scale task chairs to qualify. Additional charge(s) will likely apply. Contact OM for details, limitations and quote.

If you select your own carrier, please clearly state the carrier's name, phone number, your account# with them, the name of a contact person and any special shipping and freight billing instructions on your purchase order to OM.

In all cases—whether landed or FOB Factory discounting was applied—OM reserves the sole right to determine carriers and packaging/shipping methods (such as: chair count per carton, carton type/size, assembled vs. semi- or k.d. in a box). These decisions will be made with strong consideration for balancing best practices, cost-discipline, and known customer preference(s).

ORDER ACKNOWLEDGEMENT An order acknowledgement will be faxed or emailed to you upon receipt and entry of your PO. Please review all order acknowledgement details for any items and/or pricing and/or quantity discrepancies, and notify the factory within 24 hours of any necessary revisions, or additions.

ADDITIONAL CHARGES AND NOTES

In cases where non-warranty re-work or other shop time is needed, a charge of \$45 per hour will apply for in-house labor and processing. OM reserves the right to charge a \$25 storage fee per business day for any orders that have not been picked up after 3 pickup readiness notifications by OM. All fees mentioned in this section are NET and are not subject to any other discounts. If a Credit Card is used for payment, relevant fees will apply.

limited warranty

Office Master, Inc. (OM) warrants to the original purchaser that its products are free from defects in materials and workmanship for the applicable warranty period, as indicated below.

Should any item fail, OM will – at its sole discretion – repair or replace, with a comparable product or part, any item found to be defective as a result of normal commercial use (i.e., a single 8-hour shift, 5 days per week).

This warranty does not apply to items subjected to abuse, misuse, neglect, alteration, or damage caused by shipment, storage, accident, fire, flood, or act of God.

LIFETIME LIMITED WARRANTY

The OM5 Series® (including the OM5 Active sub-series), Truly® Series, and Ginny are covered by a lifetime limited warranty on all structural components as defined below.

12-YEAR LIMITED WARRANTY

Unless otherwise specified, all models not classified as budget or 24/7 or heavy-duty are covered under a 12-year limited warranty on all structural components as defined below.

7-YEAR LIMITED WARRANTY

Unless otherwise specified, all models classified as budget or 24/7 or heavy-duty or bariatric are covered under a 7-year limited warranty on all structural components as defined below. Budget series include: BC, SG, ST, and WS. Bariatric series includes: GY4B-26 and GY4B-30.

WARRANTY TERMS

Within a given model's applicable warranty period, all structural components, including gas cylinders, wood, metal and plastic parts (i.e., chair frames, bases and control handles) are guaranteed against structural failure when under normal commercial use. All OM seating comes with a default 275 lbs. weight capacity limit unless otherwise specified by OM.

For all models, consumable items (i.e., casters, glides, etc.) are covered by a 5-year normal commercial use warranty.

FABRICS AND FOAM

OM in-stock upholstery & foam cushions are covered by a 5-year normal commercial use warranty. Normal wear and tear on fabrics such as wrinkling, dirt accumulation or gathering is not covered. This includes Truly® Series "Jackets" and "Wraps". Natural, minor variations may exist in color, surface, grain or texture of upholstery materials. As a result, any such variations are not warranted. COM/COL and graded-in fabrics are not covered.

CLAIMS PROCEDURE

Should any item fail, contact the Dealer from whom it was purchased. A photograph of the damage(s)/issue(s) and of the "born-on" label underneath the seat will be required to help OM determine the cause and extent of any issues. If it is determined that a return is necessary, return that item and its product proof of purchase to the Dealer, whereupon that Dealer will send both to OM, freight prepaid. OM will repair or replace the defective part at its sole discretion and return it to the Dealer, freight prepaid.

Please email related photos and details for any warranty claims to cs@omseating.com.

For claims to be approved and covered, please inspect for any damages or missing items within 10 days after receiving the order.

RETURNS

Written authorization from OM is required prior to a Dealer returning any failed or defective parts to OM. Any returned defective part(s) will NOT be accepted without this prior written authorization, or a "Returned Materials Authorization" (RMA) # assigned to it.

WARRANTY LABOR

This warranty exclusively covers the repair or replacement of OM parts as determined by OM and does NOT cover any portion of field labor or service and does NOT cover any portion of field labor or service. For information regarding OM's non-warranty shop time and related charges, please reference a current copy of OM's pricebook, in the Terms and Conditions section.

GSA-Contract No. GS-28F-0007W

C.A.G.E Code 3HYL1; Fed ID# 33-0151691

Schedule MAS 33721

Contract Period: 10/26/2019 – 10/25/2024

*minority business enterprise and small business

1a.	Special Item Numbers (SIN) 33721 Office Furniture
1b.	Lowest Priced Model Number SIN 33721 Office Furniture, SG300 \$76.80
2.	Maximum Order Limitation \$500,000 Net
3.	Minimum Order Limitation \$100 Net
4.	Geographic Coverage 48 Continental United States & Washington D.C.
5.	Point of Production Ontario, CA 91761
6.	Prices shown herein are GSA Net, discount deducted, Delivered Price. Basic Discount is 52% off August 2019 • 2nd Edition, Commercial Price List**
7.	Quantity Discounts N/A
8.	Prompt Payment Terms Net 30 Days
9a.	Government Credit Card Yes, Visa, Mastercard, AMEX Need Cardholder Name, Card No., Expiration Date, Billing Address, P.O.#, Security Code
9b.	Discount for Government Commercial Credit Card None
10.	Foreign Items None
11a.	Time of Delivery 2 weeks After Receipt of Order
11b.	Expedited Service Contact Factory (case by case)
11c.	Overnight and 2-Day Delivery Contact Factory
11d.	Urgent Requirements Contact Factory (case by case)
12.	F.O.B. Point Destination within 48 Contiguous States and Washington D.C.
13.	Ordering Address OM 1110 South Mildred Avenue Ontario, CA 91761 P: 877-776-5678; 909-392-5678 F: 909-392-4567 *Authorized Dealer should be noted on order
14.	Payment Address Same As Above
15.	Warranty Standard Commercial Warranty found on Pg. 136 of price book
16.	Export Packing Charges Contact Factory
17.	Terms and Conditions of Government Purchase Card Acceptance See Item # 9
18.	Terms and Conditions of rental, maintenance, and repair Not Applicable
19.	Terms and Conditions of Installation Not Applicable
20.	Terms and Conditions of repair parts indicating date of parts price lists and any discounts from list prices Not Applicable
21.	Servicing Dealers Not Applicable
22.	List of Participating Dealers Contact OM
23.	Preventive Maintenance Not Applicable
24.	Special Attributes GREENGUARD Gold Certified, Small Business
25.	OM is registered with SAM.gov with Unique Entity Identifier (UEI) XN8EEM4RJK65

** GSA Pricing continues to be based off **August 2019 • 2nd Edition Commercial Price List** at the time of this printing, and until further notice.
Always check with OM or an authorized representative on which version/generation of our pricer is the most current basis for correct GSA pricing.

The people at OM believe in doing true and everlasting good. We believe that when we promote responsible new practices that build upon the organization's existing good habits, we can not only strengthen our products and the company but just as importantly, meaningfully minimize any negative impact we might have on our surrounding environment.

To this end, we've established at OM a culture of pursuing "Sustainable Environmentalism" —environmentalism that brings into harmony the enterprise's economic and environmental responsibilities.

By making the pursuit of environmental conservation align naturally with the undeniable corporate maxim of economic viability we manage to make OM a more responsible corporate citizen not just for isolated press releases, but day-in and day-out. Now that's taking a meaningful stand and making a positive difference for our future generations.

Here are some of the ways that we at OM are as smart about environmentalism as we are about our seating:

BUILDING A GREEN HOME OM has built and is operating out of a new home that meets our twin goals of high efficiency and environmental friendliness. We began by exceeding CA's tough Title 24 energy consumption standards by an average of over 15%, and took it even further by using green building materials throughout...

- High efficiency HVAC units that utilize green refrigerants, zone dampers and energy saving economizers
- LEED-inspired building materials and lighting (CFL bulbs, recycled material in... carpets, corian countertops, office insulation, door cores, etc.)
- Dual-flush, low-flow and sensor-controlled valves on toilets, urinals and sinks
- Daylight, timer- and motion-activated sensor lighting controls in all warehouse, office and production areas
- Green landscaping irrigation systems that utilize reclaimed waste water
- Green-energy equipment (electric-powered forklifts, pallet jacks, and people movers replacing older propane-driven units)

ENCOURAGING & REINFORCING "GOOD" HABITS Just as our parents taught us, good habits are important. And good "green" habits are even more important because of the universal impact that they have... we encourage our customers, vendors and employees to all participate in our Sustainable Environmentalism program by cooperating in the following ways:

- Focus on Blanket Wrap shipping programs that utilize no cardboard packaging and maximize the space usage inside a truck because efficiency here means fewer emissions and less truck fuel consumed
- OM receives ongoing recognition for its recycling efforts (winning the California EPA "WRAP" award in 2008, 2009, 2010, 2011, . . .)
- FSC-certified and Recycled content in ALL printed materials – brochures, pricers, business cards, envelopes, labels, etc., as well as in our seating seat and back boards.
- Minimize cardboard and wood-based packaging materials...
 - > We purchase foam industry scraps to keep them out of landfills a while longer and so that they can be reused to protect our chairs in transit
 - > We purchase collapsible steel cages and instruct our vendors to use them in transporting components to us so that we can save on excess waste associated with cardboard
 - > We use high recycled content paper pulp trays and cardboard boxes in our packaging.

BUILDING SUSTAINABILITY INTO OUR PRODUCTS To OM, sustainability in good product design not only means that our chairs are made to last, but also that our material selections need to be made with the environment in mind. No matter which way you look at it, not having to replace your chair every few years with even the greenest chair not only saves money but also the limited resources of our environment!

- BIFMA LEVEL® 2 on all OM product series
- GREENGUARD™ Gold Certification on OM product series
- Custom Molded Materials from our CFC-free foam cushions to our plastic components such as shells and casters mean less waste and in many cases better comfort as well.
- Recyclability is a key component of our product sustainability strategy:
 - > Polypropylene is used on many of our components from back shells to arm frames and can be given a second life as everything from washing machine parts to car fenders.
 - > Polyurethane used in creating our seat and back foams can be converted into carpet padding
 - > Aluminum used on our bases footings can eventually be part of your car, kitchen appliances or even golf clubs and power tools.
 - > Steel is a key structural component used on mechanisms to arm brackets, etc. and it has potential to be re-used in countless ways from buildings to bridges, trucks, tools, etc.
 - > Wood such as that used on our seat and back boards can be shredded into mulch and used for landscaping or allowed to decompose.
- 100% water-based glue from a patented Swiss formula means 0 emissions hazards and an earth-friendly adhesive that works for the chairs and the earth
- Tree-farm harvested seat- and back-woods that are also FSC and CARB-certified give our chairs a sustainable, but durable structural component that lasts
- In-stock and Grade-in fabric selections are a way for our customers to participate in our *Sustainable Environmentalism* effort... OM offers many in-stock options that feature either recycled or recyclable content as well as a very extensive range of green fabrics through our grade-in programs.
 - > Including multiple patterns with varying percentages of post-industrial and/or post-consumer recycled materials (such as most of our Grade 5 ComfortKnit patterns, which are made from Repreve™ yarns that are made from recycled plastic bottles).

Ergonomic features determine which chair will provide the “best fit” for an individual.

The features illustrated here will help you understand the functionality and unique benefits of OM seating.



BODY-ACTIVATED MOTION (self-weighting)
Seat & back tilt rate/tension automatically adjusts to occupant weight.

POSITIVE BACK RELEASE

Also known as PBR, this safety feature prevents a catapult-launching effect when the tilt lock lever is released. Tilting/rocking features can only be reactivated when body weight is applied on the backrest.



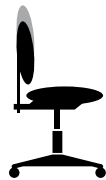
PNEUMATIC LIFT
Adjusts overall height of the chair.



PIVOT BACKREST
Pivots as the user moves.



TRUFIT™ BACK DESIGN
Full-range ergonomix backrest (Truly® Series).



BACK HEIGHT ADJUSTMENT
Allows correct position of lumbar support.



TILTING BACKREST
Locks in an infinite number of positions.



ADJUSTABLE LUMBAR
Provides customized lumbar support.



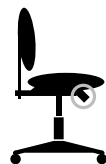
SYNCHRONOUS SEAT & BACK TILT
Activates single-lever adjustment.



SLIDING SEAT
Adjusts seat depth for a variety of users.



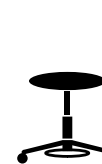
TILTING SEAT
Tilts forward and back for posture.



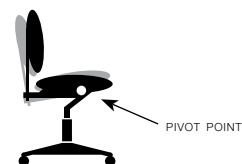
TENSION KNOB
Controls rate and ease of recline/tilt.



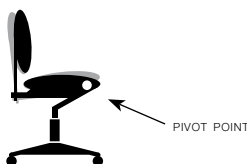
SWIVEL/ROCKING TILT
Provides “rocking motion” in any direction.



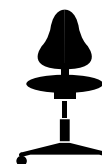
HEEL/FOOT ACTIVATION RING*
Hands-free operation of pneumatic height.



SIMPLE KNEE TILT
Reduce some tension behind knees on tilt.



FULL KNEE TILT
Reduce all tension behind knees on tilt.



DISCOVERY BACK DESIGN
Prevents scapular impingement.

* available on CL14 and CL15 only

ULTIMATE TEST FOR FIT (UTFF)

The Work Chair

(7.1)

SEAT HEIGHT

Users should be able to sit with their feet comfortably on the floor or footrest without undue pressure on the underside of the thighs. The thigh-to-torso angle should not be less than 90°.

(7.2)

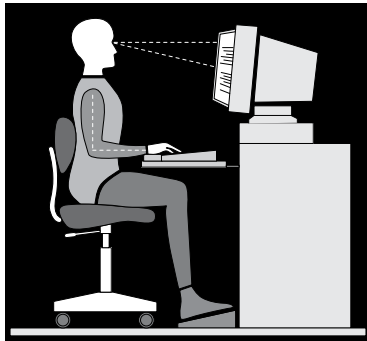
SEAT DEPTH

Users should be able to sit in the chair without undue pressure against the back of the knees, their back properly supported by the backrest and with adequate buttock and thigh support.

(7.3)

SEAT WIDTH

The seat should be wider than the hip breadth of the user with allowance for movement and clothing. The seat width should not limit the ability to use the armrests comfortably.



(7.4)

SEAT PAN ANGLE

This should allow users to support their feet on the floor or footrest. They should not cause the user's torso-to-thigh angle to be less than 90°. Forward seat pan angles should not cause users to shift excessive weight to their feet or experience the sensation of sliding out of the chair.

(7.5)

BACK SUPPORT

(7.5.1)

SEAT BACKREST HEIGHT

All backrests should provide adequate lumbar support and buttocks clearance. For tasks requiring upper body mobility, the backrest should not interfere with the user's movement. For users who prefer reclining postures or greater upper back support, the back height should provide support for the shoulder blades.

(7.5.2)

BACKREST WIDTH

The width of the backrest should provide adequate support for the curvature of the user's back without causing localized pressure points.

(7.5.3)

LUMBAR SUPPORT

The height and shape of the lumbar support should coincide with the lumbar curve ("the small") of the user's back. The support should be firm, but not cause localized pressure points.

(7.6)

MOVEMENTS OF THE SEAT PAN AND BACK SUPPORT

The user should be able to sit in a position where the torso-to-thigh angle is equal to or greater than 90°. The seat and backrest angles should accommodate the varying postures assumed by the user throughout the day.

(7.7)

ARM SUPPORT

(7.7.1)

ARMREST HEIGHT

This should allow users to sit in a variety of postures while supporting their forearms and/or elbows in a manner that avoids lifting the shoulders (armrests too high) or leaning to the side to reach the armrest (armrests too low). The armrest height should allow accessibility to, and performance of, tasks.

(7.7.2)

ARMREST LENGTH

The length of the armrest should allow users to sit close enough to the work surface to perform their tasks while maintaining contact with the backrest.

(7.7.3)


INSIDE DISTANCE BETWEEN ARMRESTS

Armrests should allow users to sit in a variety of postures while supporting their forearms in a manner that avoids lifting the shoulders and/or excessive outward positioning of the elbows. Armrests should allow accessibility to, and performance of, tasks. The inside distance between the armrests should allow the user to enter and exit the chair easily. The hips should comfortably fit between the armrests or supports.

features:

Specification form

Guidelines



WHY READ THIS FORM? This form describes OM's standard procedures for COM, COL and Grade-In's fabrics and leathers. Reading it will help you understand how your materials will be dealt with, and how to avoid potential misunderstandings and delays with your order.

WHY FILL OUT THIS FORM? Fabric designs often come in intricate patterns. Different people may interpret the same fabric's direction in different ways. In order to avoid any confusion and to ensure that your order comes out the way you want, please use this form with your original PO to specify orientation.

HOW MUCH YARDAGE SHOULD I SEND? Yardage per chair is estimated in this price list and based upon 54" wide, plain or non-directional material.

Additional yardage may be required if striped or patterned material is used, if pattern requires matching or if width of material is less than 54" wide. Please call us at (877) 776 5678 if you have questions.

PROCESSING TIME Orders for production of COM, COL and Grade-In's upholstered products are not scheduled for processing until upholstery material is received. OM will not ship orders until 7-10 business days after receipt of fabric(s) and/or material(s). No CBD or credit hold terms.

SPLIT ORDERS If a portion of your shipment does not require COM, please specify whether OM should ship complete or split. By default, OM puts orders on hold until all material is received. Please contact us if you need to split orders. Split shipments may incur additional charges or fees.

CANCELED OR CHANGED ORDERS Customers are responsible for the cost of the chair and any additional penalties as well as for arranging the return of any extra COM, COL or Grade-In's resulting from changes in upholstery material or cancellation of an order. OM assumes no responsibility for this material.

EXCESS UPHOLSTERY MATERIAL OM will dispose of all excess upholstery material unless the customer specifically arranges otherwise.

UPHOLSTERY MATERIAL DISCREPANCY OM assumes no responsibility for defects in, or performance of, COM/ COL. But if we detect any flaws with the upholstery material that we receive, we will immediately notify the customer by fax or by phone. In such a case, OM will hold the order until the customer advises us on what to do next. OM is not responsible for any delays on orders in which customer instructions are pending.

COM/COL/GRADE-IN SPECIFICATIONS FORM

A copy of this form should accompany POs for orders with directional or intricate fabric designs. Please fill out completely.

YOUR NAME AND COMPANY OR ID

PURCHASE ORDER NUMBER

PHONE NUMBER

OM SALES ORDER NUMBER (OPTIONAL)

IF ANY MATERIAL REMAINS AFTER COMPLETION OF MY ORDER, PLEASE...

- ☐ Dispose of it for me (default).
☐ Return it to me (we will bill the freight).
☐ Please see my instructions below.

CHECK THE BOX THAT INDICATES HOW YOUR FABRIC SHOULD RUN

- ☐ Selvage top and bottom / railroad ☐ Selvage side and side / top-down



COMPLEX PATTERN (SEE EXPLANATION/INFORMATION BELOW)

Seat



Back



OM MATERIAL GUIDELINE HIGHLIGHTS

COM / GRADE-IN

- Unless otherwise stated, OM will exercise its discretion in choosing fabric direction (usual default as illustrated in Diagram 1, bottom left).*
- COM must be provided as continuous yardage, and is based upon 54" wide plain or non-directional material.
- Do not fold materials. OM is not responsible for material that is damaged or wrinkled upon receipt.

COL

- Leather should be sent in rolls, do not fold. OM is not responsible for material that is damaged or wrinkled upon receipt.
- Outer edges of leather can not be calculated as square feet or yardage.

COM & COL

- To avoid delays, all materials sent to OM must include the PO number of your order with us, clearly marked or tagged on all material.
- All fabrics and leathers will be examined before cutting and OM is not responsible for material that is damaged upon receipt.

COMPLEX PATTERNS Positioning of intricate patterns or pattern repeats on seat and back default centered (as shown in Diagram 2, bottom left). Customers can use the boxes provided on the COM Specification Form to sketch how they want patterns to appear. Be advised that if your COM or Grade-In's fabric has stripes, you need to state in your PO whether a vertical (up/down) or horizontal (left/right) orientation is to be applied. Otherwise, OM will use its sole discretion. Large pattern repeats may require additional yardage. Call OM Purchasing Department to inquire how much is needed.

* OM's default layout is "Top-Down" (aka, "Off-the-roll"). Guidance from mill's website may be referenced on a case-by-case basis.

Diagram 1: Up the roll, off the roll.




Diagram 2



OBTAINING CURRENT GRADE-IN PRICING

(Grades will change periodically)



Look for this graphic at **omseating.com** (under Fabrics catalog/ Grade-in Fabrics) to download most up-to-date Grade-in prices.

ORDERING GRADE-IN FABRIC

To order OM seating with a specific, grade-in pattern, you must note the following clearly on your PO:

- 1 Fabric Mill Name (Momentum Textiles, Mayer Fabrics, C.F. Stinson, Designtex or Ultrafabrics)
- 2 Grade-In x (where 'x' is the appropriate grade)
- 3 Your selected "Pattern Name" and "Color Number/Name"
- 4 Layout instructions (see page 142)

If the above information is not clearly and completely noted, OM will assume your PO to be a COM order and will wait for your fabrics to arrive.

SELECTING PATTERNS

To choose a pattern, or to see which pricing grade (Grade-In A, B, C, etc.) your selected pattern(s) falls under, please consult the accompanying chart or go directly to the appropriate fabric mill's website. OM's approved patterns are listed on **omseating.com** in the Fabric Catalog section.

Upon selecting a pattern, please note the grade selection noted to the right (see instruction 1 above).

GRADE-IN SAMPLES

In order to obtain any samples, please contact the appropriate fabric mill directly via its website or phone number.

Momentum Textiles (www.themomgroup.com, 800 366 6839)

Mayer Fabrics (www.mayerfabrics.com, 800 428 4415)

CF Stinson (www.cfstinson.com, 800 841 6279)

Designtex (www.designtex.com, 800 221 1540)

Ultrafabrics (www.ultrafabricsinc.com, 800 309 6648)

SPLIT ORDERS

If you would like the items of your order that are not part of the Grade-in program to ship on a separate timeframe than the Grade-in portion of your PO, please contact an OM Customer Service representative to confirm. In such a case, a higher shipping cost for the PO may be incurred.

LEAD TIMES

Normal OM lead times for items ordered under the Grade-in program will be measured from the date of the receipt of all fabrics specified for a PO.

Order changes requested 24 hours after the original submission to OM may result in a longer lead time.

Actual processing times are also subject to individual credit terms and assume that all accounts are in good standing.

WARRANTY

No OM warranties are implied or given under the Grade-in program beyond the pertinent standard fabric mill's original warranty coverage.

CHANGE ORDERS AND CANCELLATIONS

For orders that have entered any stage of the production process, OM can not accept change orders or cancellations.

All fabric order changes (either OM textile or Grade-in) must be received within 24 hours of the original PO submission. Fabric changes to orders after the initial 24 hour period may be assessed additional fees.



[illegible]

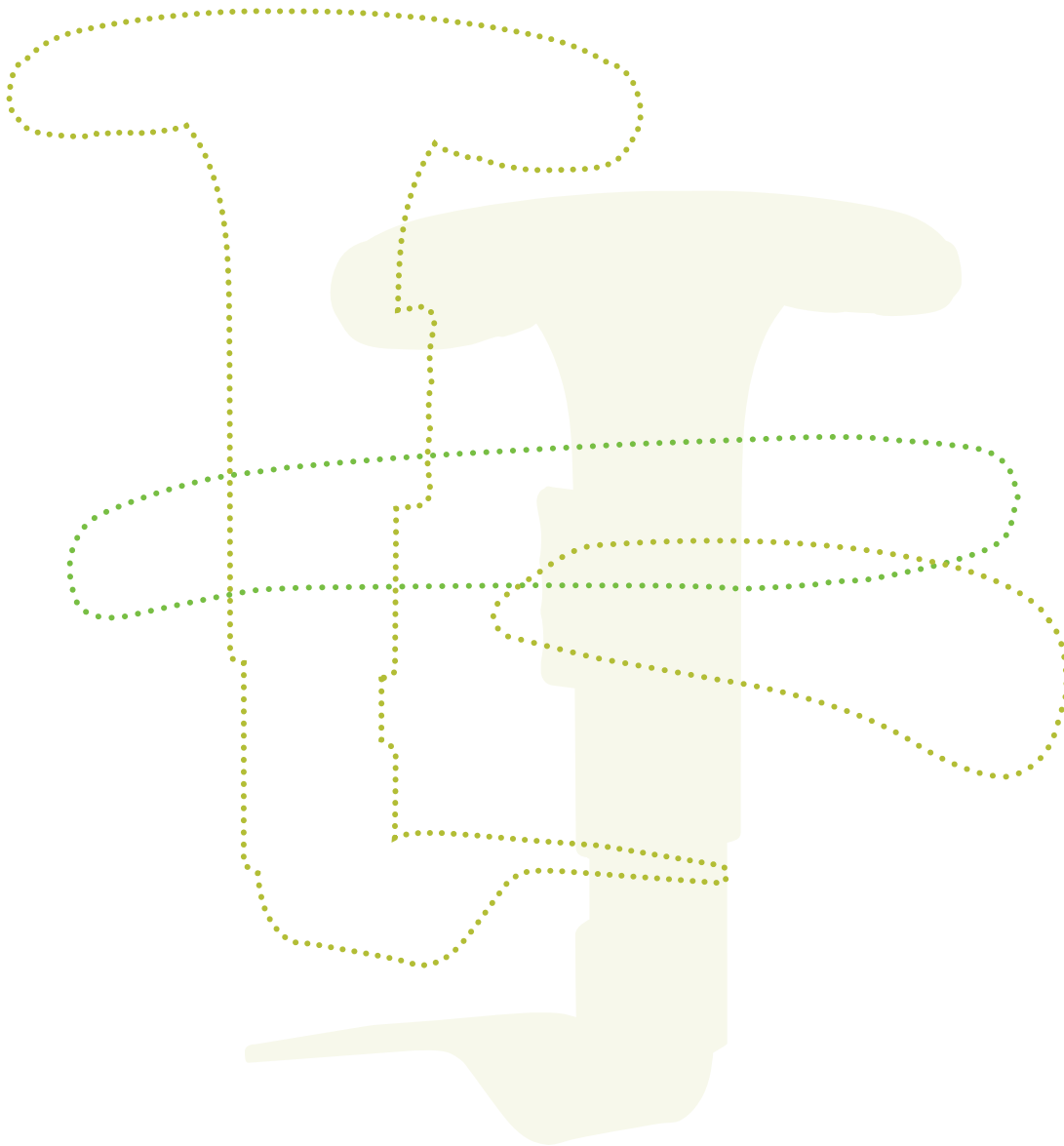
optional arm kits, arm tops & arm pads

features:

Arm rests

Arm pads

Arm tops



arm matrix

"WELL-ARMED" (FOR GOOD ERGONOMICS)







40+ everyday arms, 5 different arm tops (i.e., pads with motion), myriad additional custom combinations... I guess you could say we believe in offering choices to our customers!

Choosing arms to fit your working style is important. Yet, when it comes to arm selection, we have found that opinions vary widely. Some would say that good arms get out of your way during work, and then are available as occasional rests for when you need a break from the action.



Others believe that arms are meant to offer continuous support even while working... witness the KR-251M track arms which are "move with you as you work" specialty arms that we developed for Google employees to use in a book-scanning project.

No matter your personal philosophy on arms, we've got enough choices to satisfy even the Goldilocks amongst you with something that is "just right".

Use this matrix as a starting point for just some of our more popular arm models; a reference to explain some of the more common model numbers you'd order, depending on which arm function/style you are seeking...

Arm Frame Description	Regular Arm	ARM PAD	ARM TOPS				
		Memosoft Pads (-MRM)	1-way Motion (-RPXM)	5-way Adjustable (-RP45)	6-way Adjustable (-RP50)	6-way Adjustable & Lockable (-RP65)	Specialty Arm (-RP51M)
							
T-ARMS							
Low (2.75" range) Starting height	N/A	KR-240M	KR-240-XM	KR-445	KR-540	KR-465	KR-251M
Avg. (2.75" range) Starting height	KR-200	KR-200M	KR-200-XM	KR-200-45	KR-500	KR-200-65	KR-200-51M
Tall (2.75" range) Starting height	KR-300	KR-300M	KR-300-XM	KR-300-45	KR-600	KR-300-65	N/A
Tall (4.25" range) Starting height	JR-77	JR-77M	N/A	JR-77-45	JR-77-50	JR-77-65	N/A
FORWARD SLANTING							
Tall (4.25" range) Avg. starting height	JR-39	JR-39M	N/A	JR-49	JR-59	JR-69	N/A
OM5 Arm Codes	MR5 / 'A'	MRM	MRXM	MR45	MR50	MR65	N/A

EXECUTIVE STYLE ARMS*

EXECUTIVE		
Polished Aluminum loop top arms	AR-81	
Height/width adjustable polished loop top arm with inward pivoting arm top	AR-485	

* Check relevant arm model descriptions for compatibility.



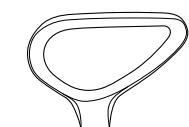
For pricing and more specifics about these (and even more) arm choices, please reference the following pages.

For experienced guidance and/or suggestions, please contact your favorite OM representative or the factory directly – toll free 877 776 5678

optional arm kits

Arm your chair with a fit that's right for you.


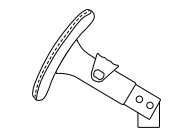
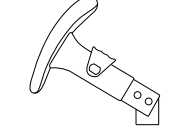
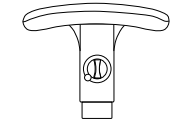
FIXED ARMS

Model	Group	List	Height Adj. Width Adj. (per side)	Approx. Ht. from Seat (lowest) ¹	Description
 AR-88	AR	\$198.00	N/A	+/- 9"	Fixed polished loop arms with leather arm pads Available option for Affirm & CE models only 12-year limited warranty on arm frames & 2-year limited warranty on upholstered arm pads ²
 ETR-1	Group 1	\$47.00	N/A	+/- 8.75"	Fixed loop arms 12-year limited warranty ²
 KR-48	Group 1	\$104.00	N/A	+/- 9.75"	Fixed loop arms 12-year limited warranty ²

¹ All arm dimensions are approximate as actual measurements will vary depending on a variety of factors: cushion contour(s), seat upholstery, memory foam, etc.

² Warranty on all arms does not cover conditions beyond standard commercial use.

1D MOTION HEIGHT OR WIDTH ADJUSTABILITY

Model	Group	List	Height Adj. Width Adj. (per side)	Approx. Ht. from Seat (lowest) ¹	Description
 AR-81	Group 4	\$199.00	w = 1.75"	+/- 8.25"	Width adjustable, fixed height polished aluminum loop top arm 12-year limited warranty on arm frames or 5-year limited warranty on arm pads ²
 JR-BN	Group 1 Specialty Arm	\$267.00	h = 2.5"	+/- 9.25"	Fixed width T-arms with fold back feature and trigger-style height control with ballistic nylon upholstered arm pads. 5-year limited warranty on arm frames & 2-year limited warranty on upholstered arm pads ²
 JR-PD	Group 1 Specialty Arm	\$267.00	h = 2.5"	+/- 9.25"	Fixed width T-arms with fold back feature and trigger-style height control with Memosoft arm pads. 5-year limited warranty on arm frames & 5-year limited warranty on arm pads ²
 JR-75	Group 1	\$137.00	h = 2.25"	+/- 8"	Fixed width, height adjustable T-arms with fabric arm pads COM .33 yards. Inquire with OM on upcharge for fabrics. 12-year limited warranty on arm frames & 2-year limited warranty on upholstered arm pads ²

¹ **WHEN MEASURING ARMS** All arm dimensions are approximate as actual measurements will vary depending on a variety of factors: cushion contour(s), seat upholstery, memory foam, etc.

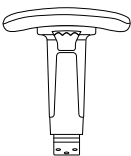
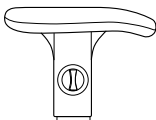
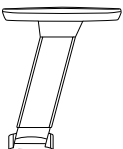
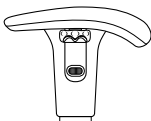

² Warranty on all arms does not cover conditions beyond standard commercial use.

Arm kits contain left and right side arms, prices above are per set. See page 136 for OM warranty information. Pricing and specifications subject to change without notification.

optional arm kits

1D motion arms





Arm your chair with a fit that's right for you.

1D MOTION		HEIGHT OR WIDTH ADJUSTABILITY (continued)			
Model	Group	List	Height Adj. Width Adj. (per side)	Approx. Ht. from Seat (lowest) ¹	Description
	Group 1 JR-77	\$100.00	h = 4.25"	+/- 8.25"	Fixed width, height adjustable T-arms with molded arm pads 12-year limited warranty on arm frames & 5-year limited warranty on arm pads ²
	JR-77M	\$144.00	h = 4.25"	+/- 8.25"	Same as JR-77 with Memosoft arm pads
	Group 1	\$70.00	h = 2.25"	+/- 8.5"	Fixed width, turn-knob height adjustable T-arms 12-year limited warranty on arm frames & 5-year limited warranty on arm pads ²
	Group 1	\$65.00	h = 3.5"	+/- 6.5"	Fixed width, height adjustable T-arms Not available on MX models and chairs rated 350 lbs. 7-year limited warranty on arm frames & 2-year limited warranty on arm pads ²
	Group 1 KR-25	\$70.00	h = 2.75"	+/- 8.25"	Fixed width, height adjustable T-arms featuring natural grip control 12-year limited warranty on arm frames & 5-year limited warranty on arm pads ²
	KR-25M	\$104.00	h = 2.75"	+/- 8.25"	Same as KR-25 with Memosoft arm pads
	Group 1	\$92.00	h = 2.75"	+/-8.5"	Fixed width, height adjustable semi loop arms 12-year limited warranty on arm frames & 5-year limited warranty on arm pads ²

¹ **WHEN MEASURING ARMS** All arm dimensions are approximate as actual measurements will vary depending on a variety of factors: cushion contour(s), seat upholstery, memory foam, etc.




² Warranty on all arms does not cover conditions beyond standard commercial use.

2D MOTION HEIGHT AND WIDTH ADJUSTABILITY

Model	Group	List	Height Adj. Width Adj. (per side)	Approx. Ht. from Seat (lowest) ¹	Description
	Group 4 JR-39	\$132.00	h = 4.25" w = 1.75"	+/- 7.25"	Height and width adjustable forward slanting T-arms with soft touch width adjustment trigger
	JR-39M	\$169.00	h = 4.25" w = 1.75"	+/- 7.25"	Same as JR-39 with Memosoft arm pads 12-year limited warranty on arm frames & 5-year limited warranty on arm pads ²
	Group 1 KR-240M	\$144.00	h = 2.75" w = 1.25"	+/- 5.25"	LOW Height and width adjustable, removable T-arms with natural grip control and Memosoft arm pads 12-year limited warranty on arm frames & 5-year limited warranty on arm pads ²
	Group 1 KR-200	\$119.00	h = 2.75" w = 1.25"	+/- 6.25"	AVERAGE Height and width adjustable, removable T-arms with natural grip control
	KR-200M	\$153.00	h = 2.75" w = 1.25"	+/- 6.25"	Same as KR-200 with Memosoft arm pads 12-year limited warranty on arm frames & 5-year limited warranty on arm pads ²
	Group 1 KR-300	\$144.00	h = 2.75" w = 1.25"	+/- 7.75"	TALL Height and width adjustable, removable T-arms with natural grip control
	KR-300M	\$178.00	h = 2.75" w = 1.25"	+/- 7.75"	Same as KR-300 with Memosoft arm pads 12-year limited warranty on arm frames & 5-year limited warranty on arm pads ²

RELATED ARM FRAMES

¹ All arm dimensions are approximate as actual measurements will vary depending on a variety of factors: cushion contour(s), seat upholstery, memory foam, etc.² Warranty on all arms does not cover conditions beyond standard commercial use.**3D MOTION HEIGHT, WIDTH AND ADDITIONAL DIMENSIONAL ADJUSTABILITY (see description below)**

Model	Group	List	Height Adj. Width Adj. (per side)	Approx. Ht. from Seat (lowest) ¹	Description
	Group 1 Specialty Arm	\$185.00	h = 2.75" w = 1.25"	+/- 6.25"	LOW Height and width adjustable, removable T-arms with forward-moving extension arm top (RP-XM) 12-year limited warranty on arm frames & 5-year limited warranty on arm pads & 1-year limited warranty on specialty arm tops ²
	Group 1 Specialty Arm	\$215.00	h = 2.75" w = 1.25"	+/- 7.25"	AVERAGE Height and width adjustable, removable T-arms with forward-moving extension arm top (RP-XM) 12-year limited warranty on arm frames & 5-year limited warranty on arm pads & 1-year limited warranty on specialty arm tops ²
	Group 1 Specialty Arm	240.00	h = 2.75" w = 1.25"	+/- 8.75"	TALL Height and width adjustable, removable T-arms with forward-moving extension arm top (RP-XM) 12-year limited warranty on arm frames & 5-year limited warranty on arm pads & 1-year limited warranty on specialty arm tops ²

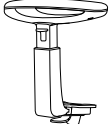
RELATED ARM FRAMES
Not available on MX and HD models¹ **WHEN MEASURING ARMS** All arm dimensions are approximate as actual measurements will vary depending on a variety of factors: cushion contour(s), seat upholstery, memory foam, etc.² Warranty on all arms does not cover conditions beyond standard commercial use.Arm kits contain left and right side arms, prices above are per set. See page 136 for OM warranty information.
Pricing and specifications subject to change without notification.

optional arm kits

3D motion arms | 4D motion arms

Arm your chair with a fit that's right for you.

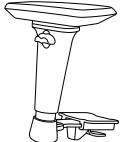
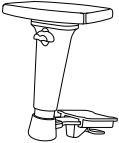
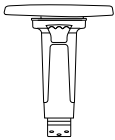



3D MOTION HEIGHT, WIDTH AND ADDITIONAL DIMENSIONAL ADJUSTABILITY (continued)

Model	Group	List	Height Adj. Width Adj. (per side)	Approx. Ht. from Seat (lowest) ¹	Description
 AR-485	Group 4	\$349.00	h = 4" w = 1.75"	+/- 7"	Height and width adjustable polished aluminum loop top arms with pivoting motion. 12-year limited warranty on arm frames & 5-year limited warranty on arm pads ²

¹ All arm dimensions are approximate as actual measurements will vary depending on a variety of factors: cushion contour(s), seat upholstery, memory foam, etc.

² Warranty on all arms does not cover conditions beyond standard commercial use.

4D MOTION HEIGHT, WIDTH AND 2 ADDITIONAL DIMENSIONAL ADJUSTABILITY (see description below)

Model	Group	List	Height Adj. Width Adj. (per side)	Approx. Ht. from Seat (lowest) ¹	Description
 JR-49	Group 4	\$196.00	h = 4.25" w = 2.75"	+/- 8.75"	Height and width adjustable, forward slanting T-arms with soft touch width adjustment trigger, fore-aft, side-side and inward pivoting arm tops (RP-45) 12-year limited warranty on arm frames & 5-year limited warranty on arm pads ²
 JR-69	Group 4	\$196.00	h = 4.25" w = 2.75"	+/- 8.25"	Height and width adjustable, forward slanting T-arm with soft touch width adjustment trigger, lockable arm top, fore-aft, side-side, pivoting arm top (RP-65) 12-year limited warranty on arm frames & 5-year limited warranty on arm pads ²
 JR-77-65	Group 1	\$220.00	h = 4.25"	+/- 9.5"	TALL Fixed width, height adjustable T-arms with lockable arm top, fore-aft, side-side, pivoting arm top (RP-65) 12-year limited warranty on arm frames & 5-year limited warranty on arm pads ²
 KR-445	Group 1	\$185.00	h = 2.75" w = 2.25"	+/- 6.75"	LOW Height and width adjustable, removable T-arms with fore-aft, side-side, and inward pivoting arm top (RP-45) 12-year limited warranty on arm frames & 5-year limited warranty on arm pads ²
 KR-200-45	Group 1	\$224.00	h = 2.75" w = 2.25"	+/- 7.75"	AVERAGE Height and width adjustable, removable T-arms with fore-aft, side-side, and inward pivoting arm top (RP-45) 12-year limited warranty on arm frames & 5-year limited warranty on arm pads ²
 KR-300-45	Group 1	\$249.00	h = 2.75" w = 2.25"	+/- 9.25"	TALL Height and width adjustable, removable T-arms with fore-aft, side-side, and inward pivoting arm top (RP-45) 12-year limited warranty on arm frames & 5-year limited warranty on arm pads ²

¹ **WHEN MEASURING ARMS** All arm dimensions are approximate as actual measurements will vary depending on a variety of factors: cushion contour(s), seat upholstery, memory foam, etc.



Warranty on all arms does not cover conditions beyond standard commercial use.

Arm kits contain left and right side arms, prices above are per set. : See page 136 for OM warranty information. :
Pricing and specifications subject to change without notification.

optional arm kits

Arm your chair with a fit that's right for you.

4D MOTION HEIGHT, WIDTH AND 2 ADDITIONAL DIMENSIONAL ADJUSTABILITY (continued)

(fore-aft & inward pivot arm top (RP-65))		List	Height Adj. Width Adj. (per side)	Approx. Ht. from Seat (lowest) ¹	Description
Model	Group				
	Group 1	\$195.00	h = 2.75" w = 2.25"	+/- 6"	LOW Height and width adjustable, removable T-arms with lockable arm top, fore-aft, side-side, pivoting arm top (RP-65) 12-year limited warranty on arm frames & 5-year limited warranty on arm pads ²
	Group 1	\$234.00	h = 2.75" w = 2.25"	+/- 7"	AVERAGE Height and width adjustable, removable T-arms with lockable arm top, fore-aft, side-side, pivoting arm top (RP-65) 12-year limited warranty on arm frames & 5-year limited warranty on arm pads ²
	Group 1	\$259.00	h = 2.75" w = 2.25"	+/- 8.5"	TALL Height and width adjustable, removable T-arms with lockable arm top, fore-aft, side-side, pivoting arm top (RP-65) 12-year limited warranty on arm frames & 5-year limited warranty on arm pads ²
	Group 1 Specialty Arm	\$205.00	h = 2.75" w = 6.25"	+/- 7.5"	LOW Height and width adjustable, removable T-arms with ultra-mobility arm tops that extend forward, pivot a full 360° at 2 different points; serves as a light-duty track arm to move with your hands as you work (RP-51M). 12-year limited warranty on arm frame 5-year limited warranty on arm pads & 1-year limited warranty on specialty arm tops ² <i>Note:</i> This is a specialty arm that is NOT designed to bear substantial weight and is NOT recommended for use on heavy-duty.
	Group 1 Specialty Arm	\$234.00	h = 2.75" w = 6.25"	+/- 8.5"	AVERAGE Height and width adjustable, removable T-arms with ultra-mobility arm tops that extend forward, pivot a full 360° at 2 different points; serves as a light-duty track arm to move with your hands as you work (RP-51M). 12-year limited warranty on arm frame 5-years on arm top and arm pad ² 1-year limited warranty on specialty arm tops ² <i>Note:</i> This is a specialty arm that is NOT designed to bear substantial weight and is NOT recommended for use on heavy-duty.

¹ **WHEN MEASURING ARMS** All arm dimensions are approximate as actual measurements will vary depending on a variety of factors: cushion contour(s), seat upholstery, memory foam, etc.

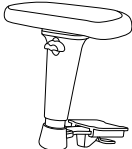



² Warranty on all arms does not cover conditions beyond standard commercial use.

optional arm kits

4D+ motion arms

Arm your chair with a fit that's right for you.


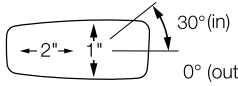

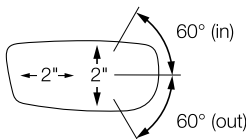

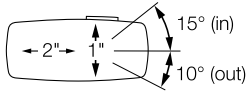

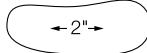

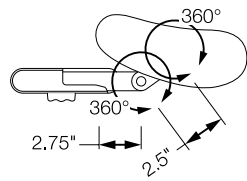



4D+ MOTION FULL MOTION: HEIGHT, WIDTH AND MORE ADJUSTABILITY (see description below)

Model	Group	List	Height Adj. Width Adj. (per side)	Approx. Ht. from Seat (lowest) ¹	Description
 JR-59	Group 4	\$205.00	h = 4.25" w = 3.75"	+/- 8.5"	Height and width adjustable, forward slanting T-arms with soft touch width adjustment and 6-way ultra adjustable, omni directional arm top (RP-50) 12-year limited warranty on arm frames & 5-year limited warranty on arm pads ²
 KR-540	Group 1	\$205.00	h = 2.75" w = 3.25"	+/- 6.75"	LOW Height and width adjustable, removable T-arms with 6-way ultra adjustable, omni directional arm top (RP-50) 12-year limited warranty on arm frames & 5-year limited warranty on arm pads ²
 KR-500	Group 1	\$244.00	h = 2.75" w = 3.25"	+/- 7.75"	AVERAGE Height and width adjustable, removable T-arms with 6-way ultra adjustable, omni directional arm top (RP-50 arm tops) 12-year limited warranty on arm frames & 5-year limited warranty on arm pads ²
 KR-600	Group 1	\$269.00	h = 2.75" w = 3.25"	+/- 9.25"	TALL Height and width adjustable, removable T-arms with 6-way ultra adjustable, omni directional arm top (RP-50) 12-year limited warranty on arm frames & 5-year limited warranty on arm pads ²

RELATED ARM FRAMES

¹ **WHEN MEASURING ARMS** All arm dimensions are approximate as actual measurements will vary depending on a variety of factors: cushion contour(s), seat upholstery, memory foam, etc.

² Warranty on all arms does not cover conditions beyond standard commercial use.

Arm Tops	Arm top Movement	List	Description
RP-45 		\$115.00* per set	5-way arm top with smooth fore-aft, side-side, and inward pivoting arm caps (retrofits to most Group 1 and Group 4 arms) 5-year limited warranty arm tops with arm pads
RP-50 		\$135.00* per set	6-way, ultra-adjustable, omni directional arm top (retrofits to most Group 1 and Group 4 arms) 5-year limited warranty arm tops with arm pads
RP-65 		\$135.00* per set	6-way adjustable & lockable arm top (retrofits to most Group 1 and Group 4 arms) 5-year limited warranty arm tops with arm pads
RP-XM  Specialty Arm Top		\$145.00 per set	1-way adjustable arm top (retrofits to most Group 1 and Group 4 arms) 5-year limited warranty arm pads 1-year limited warranty on specialty arm tops <i>Note:</i> This is a specialty arm that is NOT designed to bear substantial weight and is NOT recommended for use on MX or HD models.
RP-51M  Specialty Arm Top		\$145.00 per set	Ultra-mobility arm tops that extend forward, pivot a full 360° at 2 different points; serves as a light-duty track arm to move with your hands as you work. 5-year limited warranty on arm pads 1-year limited warranty on specialty arm tops <i>Note:</i> This is a specialty arm that is NOT designed to bear substantial weight and is NOT recommended for use on MX or HD models.
Arm Pads		List	Description
Type 1 	Arm pad codes will vary. See description at right for details.	\$34.00 per set Representative image - actual arm pad may vary	Arm pads for the following arms: BR-5, JR-39, JR-77, KR-21, KR-23, KR-25, and KR-200
Type 2 	Arm pad codes will vary. See description at right for details.	\$44.00 per set Representative image - actual arm pad may vary	Arm pads for the following arms: KR-25M (Memosoft), KR-32, KR-251M (Memosoft), and KR-200M (Memosoft), and OM5 MR5 pad
Type 3 	Arm pad codes will vary. See description at right for details.	\$84.00 per set Representative image - actual arm pad may vary	Arm pads for AR-81, AR-88, AR-485 and JR-BN arms

WHEN ORDERING ARM PADS

Order arm pads by specific arm model numbers found under DESCRIPTION. OM can NOT fulfill arm pad orders that use Type only when ordering.

NOTES:

Overall width of chair will be approximately increased 5" with Group 1 arms.
Overall weight of chair will be increased by approximately 8-12 pounds.

*Warranty on arms does not cover conditions beyond standard commercial use.

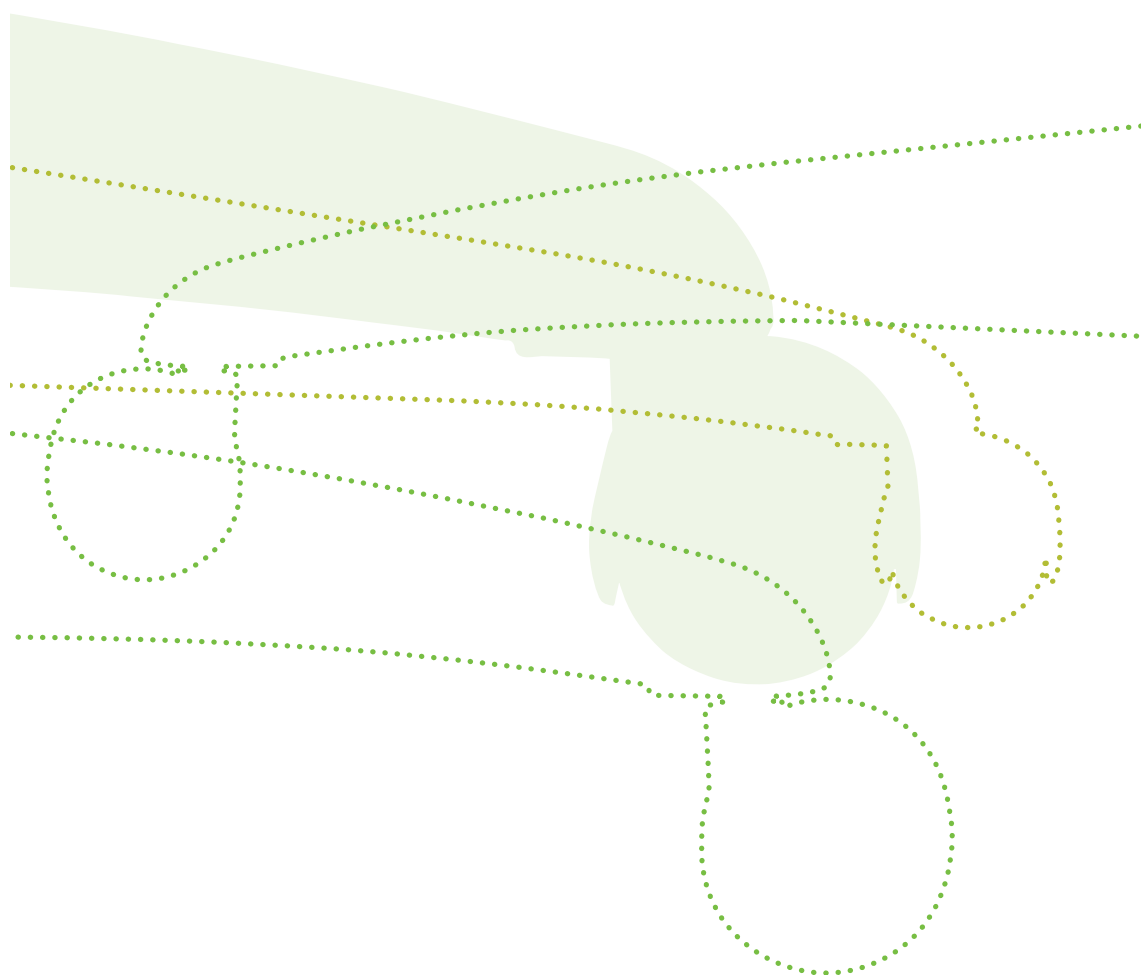
Arm kits contain left and right side arms, prices above are per set. : See page 136 for OM warranty information. :
Pricing and specifications subject to change without notification.

optional casters & cylinders

features:

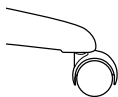

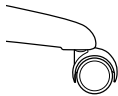
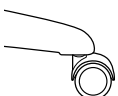
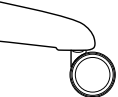

Casters for all types of flooring

Cylinders for achieving various seat heights



casters

guidelines and selection

	List \$ (Upcharge)	List \$ (Buy)	Description
CAS-REG 	N/A	\$30.00	Regular Caster Designed for use on carpet (5 per set, standard on most chairs)
GLD-R 	N/A	\$30.00	Glide Keeps the chair stationary at all times (5 per set)
CAS0050-SS 	\$25.00	\$45.00	Safety Soft Caster Minimizes chair movement when NOT in use (5 per set)
CAS0050-RB 	\$35.00	\$55.00	Reverse Braking Caster Restricted chair movement when chair IS in use (5 per set)
CAS0065-S 	\$25.00	\$45.00	Multi-Surface Soft Caster Dual-tone; designed for wood, tile and smooth surfaces (5 per set)
CAS-RUB 	\$25.00	\$45.00	Rubber Caster Designed for concrete and other hard surfaces (5 per set) Note: Not available on MXIU and other high weight limit chairs (i.e., 350 lbs. and up).

OM provides you with a range of caster options to accommodate your working environment. Tailor your caster selection specifically to the type of flooring where your seating will be used. Refer to the chart below to help you choose the caster that is right for you.

	SOFTTEST SURFACE			HARDEST SURFACE		
	Carpet	Chair Mat	Wood	Tile	Linoleum	Concrete
Regular Caster	Excellent!	Fair	Poor	Poor	Poor	Poor
Glide	Fair	Fair	Fair	Fair	Fair	Fair
Safety Soft Caster	Poor	Excellent!	Excellent!	Excellent!	Excellent!	Excellent!
Reverse Braking Caster	Poor	Fair	Fair	Fair	Fair	Fair
Soft Caster ("Dual-soft")	Excellent!	Excellent!	Excellent!	Excellent!	Excellent!	Excellent!
Rubber Caster	Fair	Fair	Fair	Fair	Excellent!	Excellent!

Similar to the way tires on a car eventually wear out, even the most well-made casters are subject to wear and tear. While performing routine maintenance will extend the life of your casters, eventually you may need to replace them.

	List \$ (Upcharge)	List \$ (Buy)	Description
CYL-5	\$20.00	\$70.00	5" cylinder for most task and executive chairs (black) <i>Available on chairs that are not BC or WS (except WS15, WS15VS and WS16) Series.</i>
CYL-5CR	\$20.00	\$85.00	5" cylinder for most task and executive chairs. Chrome housing with black colored piston
CYL-5WWY	\$20.00	\$85.00	5" white cylinder for OM5 Active Tasker and Werksy Tasker (p. 107, 123)
CYL-6CHD	\$40.00	\$100.00	6" chrome heavy-duty cylinder (check with factory for model compatibility) .
CYL-8CHD	\$30.00	\$95.00	8" chrome heavy-duty cylinder to accommodate intermediate drafting desk
CYL-10CHD	\$30.00	\$95.00	10" chrome heavy-duty cylinder for drafting stools

Cylinders below are heavy-duty versions available on certain OM models **(check with factory for model compatibility)**







CYL-4HD	\$30.00	\$95.00	4" black heavy-duty cylinder (check with factory for model compatibility)
CYL-5HD	\$30.00	\$95.00	5" black heavy-duty cylinder (check with factory for model compatibility)
CYL-6SHD	\$40.00	\$100.00	6" black super heavy-duty cylinder (check with factory for model compatibility)

Choosing the appropriate cylinder for both your working environment and working style is critical to proper ergonomics and your long-term seating comfort.

Cylinders (aka Gas Lifts or Pneumatic Cylinders) are a paradox. While they are one of the easiest — and most important — parts of your chair to adjust, they can also be one of the hardest parts of your chair to understand. Thankfully there is only one main area that you really need to consider when specifying for that perfect fit: Travel Range.

Travel range is usually expressed in approximate inches and is the total distance that the telescoping portion of the assembly can travel. A 5 inch cylinder has approximately 5 inches of travel from full compression to full extension, a 8 inch cylinder has approximately 8 inches of travel, respectively.

When considering the Travel Range for your seating needs, it is important to bear in mind that your working environment and style together determine what's appropriate for you. See the chart below for more details.

						
	CYL-4HD	CYL-5AF	CYL-5HD	CYL-6SHD	CYL-8CHD	CYL-10CHD
Category	Desk Height				Counter Height	
Actual Travel	88 mm	121 mm	121 mm	162 mm	202 mm	262 mm
Comparative Max. Height* (As measured from cyl-5 as a "standard")	-2.5"	standard	standard	+4"	+7.3"	+13.5"
Comparative Min. Height* (As measured from cyl-5 as a "standard")	-1.3"	standard	standard	+2.5"	+4.3"	+8.2"

* All measurements are approximate and are based on switching cylinder heights on otherwise the same chair, with the same base and casters.

BIFMA UTFF (Ultimate Test For Fit) for the work chair states that users should be able to sit with their feet comfortably on the floor or footrest without undue pressure on the underside of the thighs. The thigh-to-torso angle should not be less than 90°.

UPHOLSTERY	List \$ (Upcharge)	List \$ (Buy)	Description
DCS™ Technology	\$98.00	\$198.00	Exclusive double comfort cushion featuring both memory and support foams. Call OM for availability and size options.
UPHCFT	\$66.00	N/A	Memory foam sub-layer (i.e., viscoelastic foam located underneath HR foam to preserve aesthetics while still enhancing sitting comfort). Call OM for compatibility.
UPHMF	\$66.00	N/A	5 lbs. memory foam layer applied to surface of seat cushion, underneath fabric
LUM	\$76.00	N/A	Adjustable lumbar option add-on (not available on all models, call OM for details)
UPHDUB1	\$40.00	\$69.00	Upholstery back for small and BC Series task chairs (0.5 yard)
UPHDUB2	\$50.00	\$83.00	Upholstery back for large and BC Series executive chairs (0.75 yard)
UPHDUB3	\$70.00	\$102.00	Upholstery back for complex backshells (1 yard)
UPHDUB-B	\$50.00	N/A	Ballistic Nylon upholstery on backshell
UPHDUB-T	\$70.00	\$102.00	Upholstery back for chairs using Comfort Knit
UPH-PD	\$70.00	N/A	Durable Ballistic Nylon added to lower half, front portion of backrest Check with factory.
UPHCYX	\$98.00	N/A	Concealed ultra-soft foam reservoir to relieve tailbone (coccyx) pressure (Grade 2 Soft Sit and Grade 5 ComfortKnit patterns, only)
UPHCYX-CC	\$98.00	N/A	Visible seat foam cut-out to relieve tailbone (coccyx) pressure (Grade 2 Soft Sit and Grade 5 ComfortKnit patterns, only)
COM-LOGO	CALL	N/A	Call factory for pricing (\$55.56 list minimum per unit)
ESD OPTIONS	List \$ (Upcharge)	List \$ (Buy)	Description
ESDPKG-F	\$200.00	N/A	ESD Package – Fabric: Special assembly to meet ESD requirements. Not an option on all OM models. Call OM for compatibility and pricing.
ESDPKG-V	\$240.00	N/A	ESD Package – Vinyl: Special assembly to meet ESD requirements. Not an option on all OM models. Call OM for compatibility and pricing.
CLEAN ROOM	List \$ (Upcharge)	List \$ (Buy)	Description
UPHCLN	\$140.00	N/A	Upholstery modifications for Cleanroom chairs (can only be used with vinyl or similar). Select models. Check with factory.
UPHCRS	\$60.00	N/A	Clean room seat (only) – use G3 price. Adds vinyl dust cover (no filter added)
BC/WS OPTIONS	List \$ (Upcharge)	List \$ (Buy)	Description (Available on BC and WS Series only)
BSEWS15T	\$42.00	\$77.00	Unibody nylon reinforced black base (R-Base)
FTGBC41	\$16.00	\$59.00	18" chrome footring for BC and WS (or exchange with black plastic footring)
FTG20PL	\$16.00	\$59.00	20" black plastic footring for BC and WS (or exchange with chrome footring)
TLTRAY (Phasing out)	N/A	\$43.00	Tool tray fits WS Series workstools and other chairs (check with OM for compatibility)
MISC OPTIONS	List \$ (Upcharge)	List \$ (Buy)	Description (Available on chairs that are not BC Series)
IUPKG	\$110.00	N/A	5" heavy-duty cylinder and CAS0065-S dual-soft casters. Alters usage rating to 24/7 with 7-years limited warranty. (IUPKG not eligible on all models. Check with factory).
CRMPKG	\$80.00	\$123.00	Chrome package: 5" chrome cylinder and polished aluminum base (base size depends on model selection)
BSE27-YS-PLH	\$55.56	\$166.67	Polished aluminum base option available for most models (check with OM for compatibility)
HRZA	\$103.00	N/A	Black leather-like upholstered 3-way adjustable headrest (not retrofittable. Check with factory for model compatibility).
-TL	\$30.00	N/A	Truncated arm frames for JR-39 and KR-300 based arm frames. Allows in-most arm width position to be used on smaller width seats.
CUSTOM-T1	\$30.00	N/A	Custom Features Upcharge Type 1 (i.e., selected custom seat changes, etc.)
CUSTOM-T2	\$50.00	N/A	Custom Features Upcharge Type 2 (i.e., selected mechanism changes, etc.)

** GSPPKG & TLPKG only eligible as upcharge to stool configurations. When altering a chair to a stool configuration, check with OM for eligibility and use "Buy" column pricing.
Be advised that all the options listed above may not be applicable to all models in our price list. Pricing and specifications subject to change without notification.



1110 South Mildred Avenue | Ontario, California 91761
toll free 877 776 5678
voice 909 392 5678
facsimile 909 392 4567

omseating.com
May 2022