



3211 Jack Northrop Avenue
Hawthorne, CA 90250
P. 888.925.SEAT F. 866.925.SEAT
E. sales@9to5seating.com

9to5seating.com
Follow us @9to5seating



PRICES EFFECTIVE JANUARY 1, 2023

Please refer to our online price book at 9to5seating.com/download for the latest changes including product drops and additions.

Part of the Flokk Group



© 2023 9to5 Seating LLC



2023 PRICE LIST

9to5 seating

2023 price list

Effective January 1, 2023



table of contents

INFORMATION

2	about 9to5 Seating
3	green practice
4	lifetime warranty
6	general information
7	condition of sale
8	dimensions / lead time
10	order procedure
11	packaging codes / upholstery selection
12	customer material program
13	customer's own material/leather form
14	CAL TB 133 fire code
15	two tone option
16	custom embroidery submission form

SEATING PRODUCTS

18	new for 2022
20	acclaim: 2780
22	agent: 1425, 1426, 1428, 1660, 1666, 1668
34	aria: 1860, 1866, 1868, 1880, 1885
38	bella: 1310, 1315, 1320, 1325, 1326, 1328, 1360, 1365, 1370, 1375, 1376, 1378
56	bristol: 2360, 2366, 2368, 2380
62	cavo: 1910, 1912
70	clary: 1510
72	core: 2260, 2266, 2268
76	cortina: 2900, 2910
76	cosmo: 3250, 3260, 3220, 3230
84	cydia: 3300, 3306, 3308, 3310
96	dash: 1130, 1131, 1134, 1135
108	diddy: 2450
110	ellie: 9360, 9380
114	HÅG capisco: 8105, 8106, 8126
116	HÅG capisco puls: 8001, 8002, 8010, 8020
118	jax: 9201, 9204, 9206, 9211, 9214, 9216, 9221, 9224, 9226, 9231, 9234, 9236, 9254, 9264
124	kelley: 1060, 1066, 1070, 1076
132	kip: 1080, 1081
136	lilly: 9101, 9104, 9111, 9121, 9124, 9131, 9114, 9134, 9154, 9164, 9165
142	link: 1410, 1415
148	logic: 1725, 1726, 1728, 1760, 1766, 1768, 1780, 1790
162	luna: 3460, 3461, 3466, 3468
168	mila: 3760
170	neo: 3160, 3166, 3168
172	neo lite: 3150, 3156, 3158
174	omnia: 2860, 2866, 2868
176	remy: 2820
178	shuttle: 1210, 1215, 1230, 1250, 1260, 1265, 1280
198	sol: 3680
200	sophie: 8111, 8112, 8113, 8118, 8119, 8122, 8123, 8102, 8103, 8104
206	sophie tables: 8170, 8190, 8191, 8192, 8193
208	strata: 1560, 1566, 1568, 1580, 1570, 1576, 1578, 1590
210	strata lite: 1535, 1536, 1537, 1538, 1545, 1555
220	theory: 2160, 2166, 2168, 2170, 2176, 2178, 2180, 2190
228	vault: 1460, 1466, 1468, 1480
232	vesta: 3060, 3061, 3063, 3065, 3066, 3068, 3080, 3085
236	vox: 1090, 1091, 1094, 1095
260	zoom: 1115, 1125, 1126, 1128
266	@NCE: 146, 205, 216, 217, 305, 306, 750, 751

ACCESSORIES

270	arm guide
274	caster guide
276	control selection guide
280	controls by series
282	parts pricing
284	product options
286	glide guide
287	BIFMA ultimate test for fit (UTFF)
288	care and maintenance instructions
289	notes

about 9to5 Seating

Sit Down and Get Comfortable

Sit down and get comfortable. While sitting comes naturally, there's much more to the "get comfortable" part of this saying. It might take a simple height adjustment or a slide of the seat pan, but if the price of the chair does not align with your budget, it'll never be the right fit for you. Our team of industrial designers, engineers, and manufacturing automation specialists is constantly improving the product and discovering efficiencies in processes, resulting in greater value and shorter lead times. From task to lounge, we are designing and delivering chairs that are as gorgeous as they are functional, yet most find the quality most attractive. When comparing seating, fit and finish is often a pretty good indicator of price, but with us that's not the case. Our chairs are often perceived to be much more expensive than they are. Innovation, along with unmatched manufacturing prowess, is why other brands only talk about quality while we're able to back it up with one of the best warranties in the industry. Not only will you be comfortable specifying 9to5 Seating, you'll be able to relax, knowing the customer will be sitting pretty for years to come.

Designed to Be Accessible

At 9to5 Seating, we place a strong emphasis on design and accessibility. Our efforts are laser-focused on one thing: improving efficiencies and the performance of seating. Our industrial design thinking, engineering forte, manufacturing automation, vertical integration, and sourcing savvy enable us to deliver quality, beautiful seating products that won't break the budget. Our chairs are built to be accessible, and that's just one of the reasons for our continued growth. Pair that with our award-winning designs and overall high quality, and it becomes easy to see why we're a favorite choice among both designers and facility managers.

Customers, Please Take a Seat

Customers are at the heart of everything we do. Whether it's the occupants of the space, facility managers, interior designers, or furniture dealers, our passion is the relentless effort to please. In addition to great service, we have specialists in the field and at our headquarters, we invest in advanced technologies throughout our operations, which enables clients to configure products, order, track, and service with the utmost accuracy and shorter lead times. From the first meeting and throughout your relationship with 9to5 Seating, you can truly sit back and relax.

Ahead of the Curve

At 9to5 Seating, we know that the pace of change is always accelerating. Our culture is one of innovation. It's in our atmosphere. Some say it's our forward-thinking California team, our constant exploration of what's next in design and technology, or the fact that we're a part of Flokk, the European leader in seating brands. We say it's all of those things and more. Bottom line: We do it so you can rely on 9to5 Seating to consistently deliver industry-leading innovations engineered to align with the needs of an ever-changing market.



RESPONSIBLE

We are dedicated to eco-friendly and sustainable manufacturing practices.



FORWARD THINKING

We believe in staying ahead of the curve when it comes to manufacturing and design.



UNCOMPROMISING

We never settle. We insist on sourcing our own materials, utilizing cutting-edge technology, providing superior value, and satisfying our customers completely.



ROCK SOLID

We have built top-quality products for more than 16 years - chairs that are built to last.



CUSTOMIZATION

We allow our customers to customize their chairs to best suit their style and needs.

green practice

9to5 Seating Commits to Thinking & Acting Green

9to5 Seating is committed to sustainable and environmentally responsible business practices. This global perspective is endorsed and executed throughout every aspect of our corporate culture, and within our warehousing, manufacturing and office facilities. We are proud to demonstrate our commitment by offering GREENGUARD GOLD Certified products, participating in the U.S. Environmental Protection Agency's WasteWise Program, achieving LEED® NC Gold Certification for our corporate headquarters facility and achieving BIFMA's LEVEL 1 sustainability certification program for furniture.

Environmental Commitment in Action

9to5 Seating's corporate headquarters uses a rooftop photovoltaic panel system to generate electricity for the facility. To view how much power we are generating in real time, visit our solar portal at www.9to5seating.com.

Over 30 years, the system will offset:

- 6,102,370 lbs. of CO2 | a leading cause of global climate change
- 4,192 lbs. of NOx | a leading cause of smog
- 1,048 lbs. of SO2 | a leading cause of acid rain
- 1,215 lbs. of particulates | a leading cause of asthma

6,102,370 lbs. of CO2 is equivalent to the amount absorbed by 13 acres of trees over their lifetime

LEVEL, GREENGUARD GOLD and LEED® Certified

9to5 Seating is committed to sustainable and environmentally responsible business practices. This global perspective is endorsed and executed throughout every aspect of our corporate culture, and within our warehousing, manufacturing and office facilities. 9to5 Seating chairs are LEVEL 2 certified. HAG Capisco and HAG (add symbol over A to each) are LEVEL 3 certified.

Developed by the Business and Institutional Furniture Manufacturer's Association (BIFMA), LEVEL is a voluntary certification program in which third-party auditors measure a product and its producer against the ANSI/BIFMA e3 Furniture Sustainability Standard. The LEVEL program was created to provide the most comprehensive, unbiased and transparent means of evaluating and communicating the environmental and social impacts of commercial furniture products. The LEVEL mark demonstrates that the product, the manufacturing facility, and the company responsible for the product brand, have all met the requirements for certification. Visit www.levelcertified.org for more information.

Our entire product line earned GREENGUARD GOLD Indoor Air Quality Certification issued by the GREENGUARD Environmental Institute. The program assures that products designed for use in office environments and other indoor spaces meet strict chemical emissions limits.

9to5 Seating products contribute to healthier interior environments. Our products are manufactured using plastic, nylon, steel, aluminum and polypropylene components that are 100% recyclable; we offer fabrics made from 100% recycled content; and we also use suppliers that share an Earth-friendly philosophy. We're proud that our products are certified below chemical emissions limits for TVOC, formaldehyde, total aldehydes, individual VOCs, and 4-phenylcyclohexene. Environmental Data Sheets for all 9to5 Seating products can be found at our web site www.9to5seating.com. For more information about GREENGUARD programs, visit www.GREENGUARD.org.

At its core, a green building is a better-performing building. It uses fewer resources and offers a better place to work through improved energy and water efficiency, better air quality, and access to natural daylight. We have been awarded the LEED® NC Gold Certification for our newly constructed corporate headquarters and manufacturing facility. Visit <https://9to5seating.com/sustainability/> to learn more about our commitment to sustainability.

lifetime warranty

9to5 Seating products are manufactured with meticulous attention to detail to achieve a level of quality that is free from defects in material and workmanship. In an effort to stand behind this philosophy, 9to5 Seating warrants to the original purchaser of the product and from the original date of sale, the following:

For all series except @NCE, Logic Plus, Sophie, and chairs that include the Heavy Duty (HD) option in the Aria, Logic, Strata and Theory series, Lifetime Warranty to the original end user; the company will repair or replace, at its option, factory-defective structural and mechanical parts with comparable product, without charge. This warranty is for single-shift, standard commercial usage, defined as a standard eight-hour work day, five days a week. Weight limitations vary by product. For Sophie and Sophie Tables Series: 9to5 Seating warrants Sophie and Sophie tables for a period of twelve (12) years of multi-shift use to the original purchaser. The company will repair or replace at its option factory defective structural and mechanical parts with comparable product, without charge.

Upholstery fabric, mesh and foam are warranted against wear through and deterioration during normal usage for a period of five (5) years. However, the company does not warrant leather against routine scratching and scuffing, as all leather is subject to minor blemishes during use. COM and COL are not warranted. Due to natural variations in material, furniture containing leather is sold subject to normal variations and/or irregularities of color, texture, and grain.

For the @NCE Series:
9to5 Seating warrants the @NCE series of chairs for a period of five (5) years of single-shift use to the original purchaser; the company will repair or replace, at its option, factory-defective structural and mechanical parts with comparable product, without charge. This warranty is for single-shift, standard commercial usage, defined as a standard eight-hour work day, five days a week. Weight limitations vary by product.

For Logic Plus Large Occupant Series:
9to5 Seating warrants the Logic Plus Large Occupant chairs for a period of ten (10) years of single-shift use to the original purchaser; the company will repair or replace, at its option, factory-defective structural and mechanical parts with comparable product, without charge. This warranty is for single-shift applications with persons weighing less than 500 lbs.

For the chairs that include the Heavy Duty (HD) option in the Aria High-Back, Logic, Strata and Theory Series:
9to5 Seating warrants the aforementioned chairs for a period of ten (10) years of multi-shift use to the original purchaser; the company will repair or replace at its option factory defective structural and mechanical parts with comparable product, without charge. This warranty is for multi-shift applications with persons weighing less than 350 lbs.

Only upholstery fabrics with an abrasion resistance performance rating of 150,000 double rubs or more are warranted against wear-through and foam deterioration for a period of three (3) years of multiple-shift use.

Claim Process

Should parts fail for any model during normal use within the applicable warranty period, please fill out a Warranty Request Form on our website here: <https://9to5seating.com/warranty-request/>. Provide 9to5 Seating with a description of the failure and proof of purchase (Sales Order number located on the bottom of the chair). If requested by the company, the original purchaser must return the part or product with freight or other shipping charges prepaid, together with a copy of original sales receipt. Please do not send parts without prior authorization.

Send parts to:
9to5 Seating – Warranty Department
3211 Jack Northrop Avenue
Hawthorne, CA 90250

9to5 Seating will inspect the part in question, and repair or replace with a comparable product, at its option, any defective part at no charge to the original purchaser and return defective item thereafter. This warranty does not apply to product or parts of the product that have been subjected to misuse or abuse, accident, alteration, unauthorized repair, or damage in transit. You agree to indemnify and hold harmless 9to5 Seating, its officers, directors, shareholders, employees, and agents from any actions, claims, demands, damages, liabilities, costs, and strict liability in tort or contract, or any other legal theory arising out of the misuse or abuse, alteration, or damage in transit of the product. Under no circumstances will the company be liable for injuries or damages arising from the use of the product.

Limitation of Liability

Under no circumstance, including but not limited to breach of contract, breach of warranty, or negligence, shall 9to5 Seating be liable for lost profits, loss of goodwill, stored data, general, special, consequential or exemplary damages, even if 9to5 Seating had notice of these damages or they were foreseeable. 9to5 Seating shall not be responsible for verifying dealers' or customers' description of needs, data, or fitness for a particular purpose of goods. 9to5 Seating's liability in all cases shall be limited to repair or replacement of the defective parts with a comparable product. Should a comparable replacement not be available, 9to5 Seating maximum liability will be limited to the original purchase price of the product. Damages resulting from misuse, abuse, alteration, negligence, or accidents are not covered under this warranty.

9to5 Seating makes no warranty that any of its products are suitable for any particular purpose and makes no other warranties, express or implied, other than those set out here. As codes and standards vary from one

jurisdiction to another, references to compliance are solely for convenience and without any representation as to accuracy or suitability. Users must verify the suitability of such information or product for their specific application. In no event shall 9to5 Seating be liable in either tort or contract for any loss or direct, special, incidental, consequential, or exemplary damages.

EXCEPT AS OTHERWISE PROVIDED, 9to5 Seating MAKES NO OTHER WARRANTIES, EXPRESSED OR IMPLIED, INCLUDING BUT NOT LIMITED TO THE WARRANTIES OF MERCHANTABILITY AND FITNESS FOR A PARTICULAR PURPOSE.

Labor Reimbursement

For products ordered on or after July 1, 2017, 9to5 Seating will pay the pre-approved labor costs to repair or replace defective parts, up to 12 months from the date of shipment from 9to5 Seating, excluding the @NCE series. All payments for such preapproved labor costs will be in the form of a credit to an active company account.

ANSI/BIFMA

The Business and Institutional Furniture Manufacturer's Association (BIFMA) has developed tests that have been approved by the American National Standards Institute (ANSI) for determining the strength and durability of seating in its everyday use. This statement does not serve as a warranty or guarantee, however, 9to5 Seating products found within this price list generally meet or exceed applicable BIFMA and ANSI standards.

Warranty Exceptions

- Colorfastness or matching of colors, or textures occurring in leather, or other materials that naturally exhibit inherent color variations
- COM/COL textiles
- Damage of textiles from exposure to sunlight and UV rays
- Damage to textiles from the use of cleaners not specified for use in the fabric specifications
- Variation of texture and natural markings such as neck wrinkles, scratches, backbone marks and stretch marks in leather
- Dye transfers caused by external contaminants (including clothing and accessory dyes such as those used on denim jeans) may migrate to lighter colors. This phenomenon is increased by humidity and temperature and is irreversible.
- Color matching of textiles exactly to samples, swatches or prior purchases
- Minor variations of color in textiles
- Minor irregularities of color, surface, grain and texture

- Creasing and/or gathering of textiles during upholstery application process
- Product normal wear and tear, which is to be expected over the course of ownership, e.g., fabric, mesh and arm pads
- Damage caused by the carrier in-transit, which will be handled as separate terms and/or claims against the carrier.
- Damage can be defined as concealed or visible. Visible damage needs to be reported immediately. Concealed damage needs to be reported within seven (7) business days.
- Damage caused by delivery/installation contractors, which will be handled as claims against the designated company, e.g., knife cuts on the exterior surfaces of a chair resulting from opening packaging or removing plastic wraps
- Failures and damage which result from negligence, abuse, accident or misuse, e.g., arm pads repeatedly hitting a desk or table
- Damage caused by markings or staining; damage caused by sharp objects or imprinting from instruments
- Products exposed to extreme hot and cold temperatures or excessive dry environments
- Products that have been modified or altered and any attachments to the product
- Products or parts not used, maintained or installed in accordance with the Company's installation, maintenance and/or applicable guidelines
- Floor samples or display models
- Products purchased "as is" and/or secondhand
- Products sold by unauthorized dealers
- The warranty is limited to replacement or repair and does not cover cost of transportation, labor or installation.

9to5 Seating reserves the right to make changes in design and construction or discontinue products without prior notice. 9to5 Seating reserves the right to make changes to the lifetime warranty or price book.

Since textiles vary in weave, thickness and memory, some creasing and/or gathering may occur during the upholstery application process. Due to natural variations over which we have no control, all chairs are sold subject to minor irregularities of color, surface, grain, and texture. Textiles are sold subject to minor variations of color. Because leather is a natural product, variations of texture are common and should be expected. Leather will contain natural markings such as neck wrinkles, scratches, backbone marks and stretch marks. These distinctions give leather its unique characteristics and are considered to be part of the natural beauty of leather.

general information

Hours

Order Desk: Monday – Friday: 6:00 a.m. to 5:00 p.m. PST

Shipping & Receiving: 8:00 a.m. to 4:30 p.m. PST

Telephone: 888.925.SEAT (7328)

www.9to5Seating.com

Visit our new Chair Designer, on our website, to build custom chairs to your project specs.

Condition of Sale

Possession of this price book does not necessarily constitute authority to purchase.

Minimum Order Size*

- Free freight for all orders of five or more 9to5 Seating and @NCE chairs
- \$20 (net) per chair for all orders of four 9to5 Seating and @NCE chairs or less

Sophie Series Chairs*

- \$120 (net) for Sophie orders of three units or less (excluding tables and accessories).

*Minimum quantities for Sophie cannot be combined with other 9to5 Seating chair series

Residential Delivery

- \$10 (net) per chair for 9to5 Seating and @NCE chairs. From the Sophie collection, only the single guest and bariatric models can be delivered to residences (residential delivery fee is in addition to the minimum order size charge if applicable).

Payment

9to5 Seating accepts all major credit cards, company checks, cash, and terms payment for approved accounts. Credit card payments are subject to a 3% service charge. A \$35 fee will be charged for returned checks.

Terms

Standard terms are net 30 days from date of invoice. Please respect these terms in order to protect your competitive pricing. Credit terms may be changed or canceled at 9to5 Seating’s discretion.

1. All new accounts are required to remit a 50% deposit of the initial order’s total dollar value prior to the order entry and the balance must be paid at the time of pick up or release to common carrier. A line of credit may be established upon acceptance of satisfactory references and the completion and signing of credit application.

2. The customer will be liable for any cost incurred in attempting collection of past due amounts, including attorney fees, whether or not a lawsuit is filed. Past due accounts are subject to a 2% per month (24% per annum) late charge, or maximum amount permitted under local law, for each thirty days, or part thereof that the outstanding balance remains unpaid beyond the thirtieth day after invoice date. Withholding of payments, because of carrier damages, shortages or other disputes is illegal and subject to charges.

3. Orders delayed due to credit hold will be rescheduled for production once the order has been credit released. A new lead time will be given at that time. Please contact Customer Care to coordinate details.

Prices

All prices are suggested retail and are subject to change without notice. We make every effort to notify all customers of such changes. Prices in effect at the time of shipment will prevail. Please refer to our online price book for the latest changes including product drops and additions.

Order Acknowledgement

Unless there is a credit issue or you are otherwise contacted, an order acknowledgement will be emailed to you once the order is approved by our Planning department. The order acknowledgement will confirm quantities, items ordered, and prices effective at the time of the order acceptance (prices may vary from the published list). Be sure to read these acknowledgements and contact us immediately if incorrect.

Shipping

Complete and specific instructions for shipping should be given at the time an order is placed. Orders that do not have specific instructions will be routed by the best method of shipment in accordance with the judgement of our traffic department. Any changes to shipping instructions must be submitted to our office in writing. Standard shipments are made via common carrier unless otherwise requested by the customer. Special routing requests made by the customer or the consignee may result in additional charges. Standard deliveries are dock-to-dock and are scheduled to occur Monday through Friday between 8:00 a.m. to 4:30 p.m.

9to5 Seating reserves the right to charge the customer for non-standard customer delivery requirements that may include delivery appointments, drop shipments, inside deliveries, residential, limited access, or requests for trucks with lift gates. Additional charges may also be incurred for redeliveries or re-consignments if the initial delivery cannot be made for any reason. 9to5 Seating will not be held responsible for issues or costs to the customer arising from carrier transit delays or missed appointments. For information concerning these charges, please contact Sales Support.

Change of Delivery Address Charges

- \$25 (net) charge for change of delivery address for small parcel (via Fed-x)
- For change of address requests for all other shipment methods, contact Customer Care

Guaranteed Delivery and Delivery Appointment

Shipments are not guaranteed. Guaranteed service is available at an additional cost. Please contact Customer Care for more information. We will work to arrange a specific delivery time with the carrier. Service guarantees contracted with carrier are done solely at the request of the customer and 9to5 Seating in no way assumes responsibility financially or otherwise for any costs incurred by the customer as a result of a carrier’s failure on a guaranteed shipment. In the event of a carrier’s failure on a guaranteed shipment, the associated guaranteed service fee will be removed.

Expedited Freight

Expedited service is available at an additional cost. Please contact Customer Care for more information

Drop Shipments

9to5 Seating will not drop ship without prior approval; additional charges may apply. Please contact Customer Care for additional information.

condition of sale

Will Call

Will Call orders will be scheduled and manufactured based on Customer requested completion dates. Customers will receive a notification once the Will Call order is ready to be picked up. Customers will have five (5) business days to pick up the order. If the order is not picked up within this timeframe, 9to5 Seating will ship the order to an offsite storage facility and will invoice the Customer. The following storage fees will be invoiced to the Customer:

- 1- 50 chairs: \$25/day
- 51-100 chairs: \$50/day
- 101+ chairs: \$75/day

Please direct any questions about the new Will Call policy to your Customer Care Representative at sales@9to5seating.com or 888.925.3728.

Freight Damage or Shortage

Before accepting a shipment from the carrier, check the boxes for visible damages. If a shortage or damage occurs during transit, it should be noted on the freight bill of lading at the time of delivery, and a claim filed within seven days from receipt of product. If concealed damage is discovered after delivery, request inspection from the delivering carrier IMMEDIATELY and save all packing materials until inspection is made. Contact Customer Care as soon as possible to report damage or shortage.

For all Will Call orders, make sure to inspect merchandise thoroughly. 9to5 Seating will not be liable for any damage or shortage to merchandise after it has been signed for at our dock. 9to5 Seating will not be liable for any installation costs that result from freight damage.

Cancellations & Returns

Due to immediate production scheduling, orders that have entered any stage of production cannot be cancelled. All 9to5 Seating chairs are made-to-order, custom designed chairs and are not “off the shelf”. Requests for cancellation are not accepted until confirmed by 9to5 Seating. Product may only be returned after receiving a Return Merchandise Authorization number from 9to5 Seating. Returns are subject to a restocking charge equivalent to 35% of the net order plus freight. Unauthorized returns will be refused.

Replacement Parts

When ordering a replacement part submit a warranty request through our website by navigating to the warranty page and selecting the Warranty Request Form. As a helpful tip, have your 9to5 Seating Sales Order number available and please reference your instructions sheet to properly identify the correct part for your 9to5 Seating product.

Replacement parts are shipped within 48 hours from time of request. 9to5 Seating does not reimburse for labor and installation costs related to warranty replacements. Replacement parts needed to repair freight damage can be granted only if the request is received within five business days of receipt of the merchandise.

Fee Schedule

LTL – ACCESSORIAL CHARGES – Standard deliveries are dock-to-dock during standard business hours.

Courtesy Call Before Delivery (CCBD): \$0

- This is NOT a delivery appointment (not guaranteed a call will happen but will be requested)
- BOL Instructions = “For Carrier Convenience ONLY, call John Smith at XXX-XXX-XXXX”
- This is not applicable to Fedex parcel shipments

Mandatory Call Before Delivery (MSBD): \$25

- BOL Instructions = “MUST CALL before delivery, John Smith at XXX-XXX-XXXX”
- Guaranteed Delivery: Contact shipping department for quote
- BOL Instructions: “GUARANTEED DELIVERY, MUST DELIVER ON XX/XX/XX, Must Call John Smith at XXX-XXX-XXXX”

Liftgate for Delivery: \$100

- BOL Instructions = “Lift Gate Required for Delivery”
- Inside Delivery: Contact shipping department for quote
- Minimum of \$60, Based on weight and number of units, therefore every request needs to be quoted by shipping department

Limited Access Delivery: \$125

- Everything other than a standard dock-to-dock business location delivery, such as hospitals, schools, universities, construction sites, military bases, hotels, resorts, government buildings, casinos, amusement parks, golf courses, airports, etc.
- Limited access locations where a dock is difficult to access with a 53-ft. trailer

Redelivery: \$100

- In the event that no one is available to receive a shipment and a redelivery is necessary

Drop Shipments Direct to Site: \$150 (Includes Delivery Appointment)

- If within standard business hours and dock-to-dock; if there is a wait time to off load, additional charges will be incurred

Product Design

9to5 Seating reserves the right to make alterations in design and construction or to discontinue products without prior notice.

Change Orders

Orders that have been scheduled for production may not be changed. All changes on customer orders previously acknowledged must be requested in writing and subject to approval. In the event a revision is accepted, change fees may apply.

dimensions

Outside Width (W)	Distance measured at widest edges of chair.
Outside Depth (D)	With the outside back of chair against wall, the distance from the wall to the front edge of seat.
Outside Height (H)	Distance from floor to highest point of back.
Seat Width (SW)	Distance measured at narrowest point of seat’s side edges.
Seat Depth (SD)	Distance measured using the BIFMA CMD (Chair Measuring Device) from the most prominent point of the lumbar to the front edge of the seat
Seat Height (SH)	Distance measured using the BIFMA CMD (Chair Measuring Device) from the floor to the bottom of the device on the front edge of the seat. The CMD weighs 100 lbs.
Back Width (BW)	Distance measured at narrowest point of back’s side edges.
Back Height (BH)	Distance measured from inside edge of rear seat to top edge of back.
Inside Arm Width	Distance between arms, typically measured from mid-point.
Arm Height	Measured from the floor to top edge of arm.

lead time

9to5 Seating intends to have all approved orders ready for shipment within the below lead times. However, there may be delays due to causes beyond our control. Orders received after noon PST will be considered as having been received the following day. Credit must be cleared before processing. 9to5 Seating is not responsible for late deliveries from freight carriers.

Lead Times

- 1 Day ExpressShip** includes the @NCE series.
- 5 Business Days ExpressShip** includes all series excluding Lilly, Jax, Ellie and Sophie and new products for the following fabric cards: 9to5 Seating Breeze, 9to5 Seating Signature, 9to5 Seating Vivid, Momentum Swift and 9to5 Seating Highlands L3.

Please specify “5 Day ExpressShip” on a separate purchase order to ensure proper handling and delivery time. DO NOT COMBINE with any other purchase order. In the event that a purchase order is not marked, order will be scheduled per our standard lead time below.

Standard 10 Day Lead Time includes all series excluding Sophie and new products for the following textiles: 9to5 Seating's cards including Breeze, Nautilus, Signature, Highlands L3 and Vivid. Supplier cards including Momentum Swift and Performance 3.0, Green Hides Sierra L4, Maharam M Series and Ultrafabrics Impress the Senses.

Standard 15 Day Lead Time includes all series, all fabrics for the Standard 10 Day Lead Time plus Green Hides L5 Lena and graded-in textiles.

Contact Customer Care at (888) 925-7328 for lead times on large orders.

order procedure

To Place an Order

1. Fax your order to: 866.925.SEAT
2. E-mail your order to: sales@9to5seating.com

Specify complete model number, frame or plastic color, fabric pattern and color, quantity, ship-to address, payment method, and purchase order number. In the event that an error is made in production of the chair, the hard copy of the purchase order will be used as the resolution document.

Order Acknowledgement

Unless there is a credit issue or you are otherwise contacted, an order acknowledgement will be sent once the order is released from our Purchasing department. It will be faxed or emailed to you to confirm

Model Number Structure

When ordering, please create model number in accordance with the nomenclature below. Refer to Creating Series Model Number in the top right hand corner of specific model's price book page.

For orders that include a textile selection, please specify the names of the fabric manufacturer, the pattern, and the colorway. For example: Knoll Textiles Retreat Oasis

quantities, items ordered, and prices effective at the time of the order acceptance (prices may vary from the published list). Be sure to read these acknowledgements and contact us immediately if incorrect.

Shipment Notification

Upon shipment of an order a shipment notification will be faxed or emailed with carrier information.

Bella

MODEL NUMBER		CONTROL		ARMS		FRAME COLOR		UPHOLSTERY		MESH COLOR		PLASTIC COLOR		CASTERS		PACKAGING		OPTIONS		
1	3			G	T					A			F	A	P	M				
										<small>* FOR ARMLESS CODE USE A00</small>										
										<small>* ONLY SELECT FOR MODELS 1360/1365</small>										
										<small>* ONLY SELECT CASTER CODE FOR MODELS 1315/1365</small>										

Lilly

MODEL NUMBER		CONTROL		BASE FINISH		GRADE		PACKAGING		OPTIONS	
9	1			1	L	G					

Luna

MODEL NUMBER		CONTROL		ARMS		PLASTIC COLOR		MESH COLOR		GRADE		BASE		CASTERS		PACKAGING		OPTIONS	
3	4	6	0			A	4			P			M						
										<small>* FOR ARMLESS CODE USE A00</small>									

Neo

MODEL NUMBER		CONTROL		PLASTIC COLOR		MESH COLOR		ARM		GRADE		BASE NUMBER		CASTERS		PACKAGING	
3	1	6				P			M			A					

packaging codes

How to Specify

9to5 Seating offers several packaging methods for most models. Please note not all packaging codes are available for each model. Reference the price book page for the model in question to view the packaging methods available. All available packaging methods and their corresponding prices can be found at the top of the price book page.

After determining the appropriate packaging method, please add the packaging code to the model nomenclature of the model as it appears on your purchase order. Example: 1725-M1-A4-101-AB.

AB – Assembled in Bag for Will Call and Blanket Wrapped

The chair will be fully assembled and covered with a clear plastic bag for protection from dust. Chairs shipping via blanket wrap carrier will be produced with packing method “AB” as the chairs will be picked up at the dock fully assembled in the will call area.

PAC – Partially Assembled in Carton

The chair will be produced and packed partially assembled typically with seat and back separated, and arms and controls pre-assembled in a shipping carton. Specially designed spacers are used to position all chairs in the carton and to prevent freight damage.

BAC – Back Assembled in Carton

The chair will be fully assembled with exception of the base, gas lift and casters that are packed into a specially designed carton for this hardware. The chair may be removed, casters placed in the base, gas lift placed in the base and the remaining chair set on top of the cylinder. No tools are required.

AC – Assembled in Carton

The chair will be fully assembled and placed in a carton. This applies primarily to guest chairs that must ship fully assembled to accommodate chair design. Some guest chairs ship with multiple chairs in one carton.

upholstery selection

Fabrics

Choose from thousands of different fabrics, comprised of varying price grades offered through 9to5 Seating's fabric cards. If you still can't find what you are looking for, you may choose from any of the textiles offered by one of our textile partners. There are thousands of patterns and colors to choose from. To make this easy for you, we have graded-in their entire product lines. Please refer to our website's Materials section to access the graded-in fabrics PDF.

Leather

9to5 Seating offers three grades of leather. All L3 and L4 are upholstered with leather on the seating surface and vinyl on the back and side boxing. L5 is an all-leather cover. 9to5 also has a COL (customer's own leather) program.

L3 is a glove-soft, top grain European hide, available in Black.

L4 is a glove-soft, top grain Italian cowhide leather.

L5 is a luxurious Italian full-grain, semi-aniline dye leather with a soft hand and smooth supple surface with even coloration throughout the entire hide.

Fabric Orientation

In order to offer optimal customization with our upholstery, customers must indicate a railroad orientation on a purchase order. Fabric manufacturers suggest within the specifications if a fabric pattern is recommended for railroad orientation. Refer to the graded-in PDF on the 9to5 Seating website with fabrics with a railroad orientation.

Railroad or horizontal orientation requires more fabric than vertical orientation. When railroad orientation is requested, the fabric grade will be increased by one grade to compensate for any additional fabric. Please indicate railroad orientation if this is desired on a purchase order. The order will be handled as a special, and the railroad orientation will be executed. Please contact your Customer Care Representative if you have questions about railroad orientation.

customer material program

COM = customer’s own material
COL = customer’s own leather

Ordering Instructions

Contact Customer Care for inquiries regarding COM/COL or follow the instructions below to assure the best results to produce your COM/COL order.

Complete 9to5 Seating COM/COL form (see opposite page or download from website) and send it to 9to5 Seating along with a fabric sample.

All COM/COL fabrics must be approved by 9to5 Seating and will not be scheduled for production until the entire yardage/square footage requirements have been received. Approval can be completed by 9to5 Seating in 72 hours. 9to5 Seating will not return any excess COM/COL material. After 60 days from when the order ships, any excess COM/COL material will be recycled.

For non-directional, plain, solid colors or non-patterned fabrics, please follow COM yardage requirements as specified under each individual model number in our price list. For fabrics which require special application or direction, please attach a sample of the COM fabric to our COM form.

Include all information and return to 9to5 Seating at address shown below. All COM textiles received at 9to5 Seating must be clearly marked with customer’s name, purchase order number, 9to5 Seating sales order number (if available) and any special instructions for application of textile.

Send fabric to:

9to5 Seating

Attn.: COM Fabric Receiving

3211 Jack Northrop Ave.

Hawthorne, CA 90250

Upon receipt of COM textile, a production date will be given to the order and you will receive an acknowledgement by fax or e-mail.

Notes

1. COM/COL EXCESS YARDAGE - 9to5 Seating is not responsible for yardage submitted to 9to5 Seating beyond the required amount. Excess COM/COL materials will be discarded at the discretion of 9to5 Seating unless otherwise instructed by the customer at the time of order placement. If a customer requires the COM/COL excess yardage returned, they must contact Sales Support before order placement to make return COM/COL arrangements. The customer will be responsible for all COM/COL return delivery charges.
2. The yardage figures shown throughout the price list are estimates only. Calculations are based on 54” wide material with no repeat and cut in the woven way cutting direction for a single chair. For specific yardage based on width of material, chair model, and quantity, please contact Sales Support.
3. For large quantity orders please contact Sales Support for more precise yardage requirement. Actual yardage requirement per chair often decreases with larger orders.
4. To calculate COM yardage, use the chart below as a guide and add appropriate amounts to the generic yardage requirements listed in the pricer.
- | | | | | |
|--------|-----------------|--------|---------|---------|
| FABRIC | | 2”-14” | 15”-27” | 28”-36” |
| WIDTH | GENERIC YARDAGE | REPEAT | REPEAT | REPEAT |
| 54” | | +20% | +30% | +40% |
5. COL: Leather quality can vary depending on the size of the hides. Larger hides (50 to 60 sq. ft.) tend to be higher quality and yield. Smaller hides (40 to 50 sq. ft.) tend to have more quality issues that may cause smaller yields, requiring the need for additional hides to be ordered.
6. For all COL orders, 9to5 Seating cannot take responsibility for the need to order additional COL due to quality issues and related small material yields.

customer's own material/ leather form

All COM textiles received at 9to5 Seating must be clearly marked with customer’s name, purchase order number, 9to5 Seating sales order number (if available) and any special instructions for application of textile. Send COM textiles to 9to5 Seating Attention: COM Department 3211 Jack Northrop Ave. Hawthorne, CA 90250. For pattern matching/alignment, please contact Customer Care 888-925-7328.

PDF - ONLINE FORM

DATE:	ACCOUNT NUMBER:
DEALER NAME:	PURCHASE ORDER NUMBER:
ADDRESS	CITY/ZIP CODE
9TO5 ORDER NUMBER (IF AVAILABLE)	PHONE NUMBER
MODEL NUMBER	DEALER CONTACT
QUANTITY	TRACKING # (IF AVAILABLE)

TEXTILE INFORMATION

MILL	FABRIC NAME/NUMBER
FABRIC COLOR	TOTAL YARDAGE SHIPPED

APPLICATION

IS THERE A DESIRED TOP AND BOTTOM TO THE FABRIC?	IS THE FABRIC STRIPE OR TWO-COLOR PLAID?
YES NO	YES NO

CHECK APPROPRIATE BOX FOR YOUR CHOICE OF FABRIC DIRECTION

<div>HORIZONTAL</div> <div><input type="checkbox"/></div>		<div>TOP</div> <div>ATTACH SAMPLE TEXTILE HERE WITH DESIRED FACE AND DIRECTION DISPLAYED. IF THERE IS A PATTERN OR REPEAT, THE SAMPLE SHOULD BE LARGE ENOUGH TO SHOW ENTIRE REPEAT.</div> <div>BOTTOM</div>
<div>VERTICAL</div> <div><input type="checkbox"/></div>		

Upon receipt of COM textile, a production date will be given to the order and you will receive an acknowledgement by fax or e-mail. After 90 days from when the order ships, any excess COM/COL material will be recycled.

CAL TB 133 fire code

9to5 Seating's entire line of office seating meets California Technical Bulletin 117-2013 (CAL TB 117-2013) which has been in effect since January 1, 2015. This is a standard by which upholstered furniture has been tested for approval to meet a minimum fire standard. 9to5 Seating's standard product is not designed to meet California Technical Bulletin 133. However, upon special request, most 9to5 Seating products can be manufactured to meet the California Technical Bulletin 133 (CAL TB 133).

CAL TB 133

CAL TB 133 is the standard of furniture flammability required by the California Bureau of Home Furnishings and Thermal Insulation for furniture used in public buildings. New requirements proposed for furniture used in public buildings include: healthcare facilities, convalescent homes, public assembly areas of hotels and motels, hospitals, board and care homes, stadiums, licensed child care facilities, prisons and jails

CAL TB 133 Test

CAL TB 133 is a full-scale fire test for furniture manufactured for use in public buildings. The standards do not specify how to construct furniture, but only how it should perform when tested by the following procedures: A finished piece of furniture, never single components, is placed in a 10' x 12' x 8' chamber and is tested by applying a gas flame for 80 seconds. Then measurements are taken for the rate and amount of heat generated, temperature of the test room while furniture is burning, smoke capacity, amount of carbon monoxide generated and mass loss of the furniture for one hour or until the fire is completely extinguished.

A solution to pass this fire standard test is to sandwich a fire blocking liner between the foam and fabric of our chairs. This liner acts as a "fire extinguisher" by smothering the flame. As a response to CAL TB 133, and in order to meet customers' needs, 9to5 Seating has designed a variety of models and fabrics that can be combined to meet this new standard.

CAL 133 Models

The following models when combined with approved textiles and blocker meet the CAL 133 standard. All plastic models of Shuttle and Bella are also approved.

Acclaim: 2780

Agent: 1425, 1426, 1428, 1660, 1666, 1668

Aria: 1860, 1866, 1868, 1880

Bella: 1310, 1315, 1320, 1325, 1326, 1328, 1360, 1365, 1370, 1375, 1376,1378

Bristol: 2360, 2366, 2368, 2380

Cortina: 2900, 2910

Cosmo: 3220, 3230, 3250, 3260, 3250-GT

Cydia: 3300, 3300-GT, 3310, 3310-GT, 3306, 3308

Diddy: 2450, 2450-GT, 2450 R2

HÅG Capisco: 8106

Kelley: 1060, 1066, 1070, 1076

Lilly: 9101, 9104, 9111, 9114, 9121, 9131, 9134, 9154, 9165

Link: 1410, 1415

Logic: 1725, 1726, 1728, 1760, 1766, 1768, 1780, 1790

Neo: 3160, 3166, 3168

Neo Lite: 3150, 3156, 3158

Shuttle: 1210, 1215, 1230, 1250, 1260, 1265, 1280

Sophie: 8102, 8103, 8104, 8111, 8112, 8113, 8118, 8119, 8122, 8123

Strata: 1545, 1546, 1548, 1555, 1560, 1580, 1560-GT, 1566, 1568, 1561, 1563

Vault: 1460, 1466, 1468, 1480

Vesta: 3060, 3061, 3063, 3065, 3066, 3068, 3080, 3085

Zoom: 1115, 1125, 1126, 1128

COM CAL TB 133

COM compliance for CAL 133 models listed above can be determined by specifying upholstery with the exact characteristics as approved 9to5 Seating fabrics or by conducting a full chair burn test. The non-discountable test fee for each chair-fabric combination is \$500 net.

CAL TB 133 Upcharge

- 1 – 49 chairs: \$100 List upcharge per seat
- 50+ chairs: \$50 List upcharge per seat

To Order CAL TB 133

Clearly specify CAL TB 133 on order, choose your desired fabric, from options above, then add the indicated amount above to the standard list price. Standard lead times apply.

To Check Purchased Seating For CAL 133

To determine whether your current 9to5 Seating chair meets CAL TB 133, or to check an order you have recently received, check the bottom of the chair seat pan for the label shown below.

If your chair does not show this tag below, then your chair does NOT meet CAL TB 133.

NOTICE

This article is manufactured for use in public occupancies and meets the flammability requirements of California Bureau of Home Furnishings Technical Bulletin 133. Care should be exercised near open flame or with burning cigarettes.

two-tone options

Two-Tone Contrasting Textiles

When multiple textiles are selected on a single chair, clearly indicate your selection for both the seat or the back only on your purchase order. All fabric-upholstered chairs may be ordered with two-tone upholstery for no additional charge, except for the Lilly, Jax and Sophie series. **For Lilly, Jax, Ellie and Sophie, there is a \$100 list upcharge per item.** For two-tone with any chairs, if the two upholstery selections are of different grades, the chair will price at the higher of the two grades.

Available on these models:

Acclaim, Agent, Bella, Bristol, Clary, Core, Cortina, Cosmo, Dash, Ellie, HÅG Capisco, Jax, Lilly, Link, Logic, Shuttle, Sol, Sophie and Vox.



Ellie-Two Tone Option (Only Available for Ellie)

Reference for Lilly or Jax collections

custom embroidery form

Custom embroidery is a great way to display your company logo on upholstered chair backs. Embroidery can be done in multiple colors, shapes and sizes to suit your needs for a very reasonable cost and leadtime. To obtain a quote for embroidered upholstery, please fill out the adjacent form as completely as possible. You will need a graphic file, preferable in AI, EPS or other graphic format. Generally, higher resolution art (greater than 300 dpi) will be easier to work with. There will be a set-up charge to create a digitized file if you do not have one available. We will also need a PMS color number for each color thread required. 9to5 Seating is not responsible for poorly digitized files or graphic files from the requestor. If the logo is NOT to be in the back center; the location of the logo needs to be specified as an offset from the center of the back, vertically and horizontally. See form.

Keep in mind, embroidery is not a one-to-one replacement for printing, patches or heat transfer vinyl lettering. Embroidery thread is heavier, stronger and tighter density than the surrounding fabric and may pull or pucker on loosely woven fabric. Embroidery will always look best on strong, closely knit fabrics or vinyl. It is best to always get a sample for approval before placing the full production order.

All logos are trademarks of their respective owners. 9to5 Seating is not responsible for obtaining permission or use of copyrighted logos. Before you use, reproduce or distribute in any manner, you must first receive the express permission of the holder of the copyright or trademark of that logo. Failure to obtain such permission is a violation under international law.

Note: Dimensional tolerance of logo placement is ±1/2" vertical and ± 1/4" horizontal.

PLEASE SEND A COMPLETED PHOTOCOPY OF THIS PAGE TO 9TO5 SEATING

FILLABLE FORMS LOCATED ON 9TO5SEATING.COM/DOWNLOADS

DATE:	ACCOUNT NUMBER:
DEALER NAME:	PURCHASE ORDER NUMBER:
DEALER CONTACT NAME:	CITY/ZIP CODE
PROJECT(END USER):	PHONE NUMBER
MODEL NUMBER	DEALER CONTACT
TOTAL PROJECT QUANTITY	TOTAL PROJECT NET:

COMMENTS:

IS THE EMBROIDERY FOR A BID?	IS A SAMPLE REQUIRED FOR CUSTOMER REVIEW PRIOR TO PRODUCTION OF ORDER?
YES NO	YES NO

IS A LOGO/GRAPHIC FILE AVAILABLE?	LOGO/GRAPHIC FILE TYPE?
YES NO	AI EPS PDF JPEG PNG OTHER:

STANDARD MODEL	QTY	HEIGHT	WIDTH	COLOR/PMS EQUIVALENT	TEXTILE MILL/PATTERN/COLOR

LOGO/IMAGE LOCATION (FROM LOGO CENTER TO CHAIR BACK CENTER)

VERTICAL OFFSET FROM CENTER:	HORIZONTAL OFFSET FROM CENTER:
INCHES	INCHES



TOP
ATTACH SAMPLE LOGO/GRAPHIC HERE.
BOTTOM

new for 2023

Available now

cavo



SIMPLY SMART DESIGN. ANYWHERE.

- Full collection including stacking, side, bariatric and stool models
- Modern, elegant and simple design
- All plastic, upholstered seat or fully upholstered options
- Wall-saver frame

See pages 62-69

jax and
lilly side
wood



Available Jan. 2023

NEW WOOD BASE

- 4-leg wood base now available with top selling lounge collections
- Side model perfect for conference or guest chair spaces
- Maple or walnut finish

See page 122 and 138

HÅG
SoFi



Available now

NEW @NCE MODELS

- Fresh design, supreme comfort and flexibility
- HÅG in Balance mechanism (balanced, flowing tilt function)
- Gray or black mesh options
- Arms slide out of the way to move closer to table or desk

See page 296

ellie



Available now

COMFORT MADE ELEGANT

- Synergy of form and functionality
- Combines lounge comfort with ergonomic function
- Mid-back or high-back models
- Recline or lock out back
- 5-star, 4-star and wire bases

See pages 110-113

acclaim

contemporary european styling yet subtle detailing

HIGH-BACK

GSA SIN # 33721

- Task, conference and executive seating
- Sleek rectilinear design with fine stitching
- Dual density foam provides firm profile with plush comfortable interior
- Polished arm with upholstered pad available
- Warranted to 300 lbs.



CREATING ACCLAIM MODEL NUMBER

MODEL NUMBER

2780

CONTROL

ARMS

A

GRADE

A

BASE

B

CASTER

A

PACKAGING

OPTIONS

*FOR ARMLESS USE CODE A00

* IF BASE AND CASTER MODEL NUMBERS ARE LEFT BLANK THEN STANDARD OPTION WILL BE ASSUMED

*GT MODELS DO NOT HAVE A CASTER CODE

PACKAGING NOTES

CODE	DESCRIPTION	LIST UPCHARGE
AB	ASSEMBLED IN BAG	\$0
PAC	PARTIALLY ASSEMBLED IN CARTON	\$0
BAC	BACK ASSEMBLED IN CARTON	\$80

MODEL	CONTROL	DESCRIPTION	ARM	FABRIC/LEATHER	FEATURES	DIMENSIONS																																																																																
<div><div>2780</div><div></div></div>	<div><div>Y3</div><div></div></div>	HIGH-BACK FULL SYNCHRO TILT	<div><div>A00</div><div></div></div> <div><div>A10</div><div></div></div> <div><div>A19</div><div></div></div> <div><div>A23B/G</div><div></div></div> <div><div>A27</div><div></div></div> <div><div>A36</div><div></div></div> <div><div>A37</div><div></div></div>	<table><tr><th>A</th><th>B/COM</th><th>C</th><th>D</th><th>E</th><th>F</th><th>G</th><th>L3/COL</th><th>L4</th><th>L5</th></tr><tr><td>852</td><td>917</td><td>972</td><td>1027</td><td>1130</td><td>1232</td><td>1322</td><td>1087</td><td>1117</td><td>1347</td></tr><tr><td>962</td><td>1027</td><td>1082</td><td>1137</td><td>1240</td><td>1342</td><td>1432</td><td>1197</td><td>1227</td><td>1457</td></tr><tr><td>1087</td><td>1152</td><td>1207</td><td>1262</td><td>1365</td><td>1467</td><td>1557</td><td>1322</td><td>1352</td><td>1582</td></tr><tr><td>947</td><td>1012</td><td>1067</td><td>1122</td><td>1225</td><td>1327</td><td>1417</td><td>1182</td><td>1212</td><td>1442</td></tr><tr><td>1087</td><td>1152</td><td>1207</td><td>1262</td><td>1365</td><td>1467</td><td>1557</td><td>1322</td><td>1352</td><td>1582</td></tr><tr><td>977</td><td>1042</td><td>1097</td><td>1152</td><td>1255</td><td>1357</td><td>1447</td><td>1212</td><td>1242</td><td>1472</td></tr><tr><td>992</td><td>1057</td><td>1112</td><td>1167</td><td>1270</td><td>1372</td><td>1462</td><td>1227</td><td>1257</td><td>1487</td></tr></table>	A	B/COM	C	D	E	F	G	L3/COL	L4	L5	852	917	972	1027	1130	1232	1322	1087	1117	1347	962	1027	1082	1137	1240	1342	1432	1197	1227	1457	1087	1152	1207	1262	1365	1467	1557	1322	1352	1582	947	1012	1067	1122	1225	1327	1417	1182	1212	1442	1087	1152	1207	1262	1365	1467	1557	1322	1352	1582	977	1042	1097	1152	1255	1357	1447	1212	1242	1472	992	1057	1112	1167	1270	1372	1462	1227	1257	1487	<ul style="list-style-type: none">• 3-position tilt lock• 2:1 back-to-seat tilt ratio• Center knob tension adjustment• 360° swivel• Pneumatic cylinder height adjustment	<div>WIDTH: 27.5</div> <div>DEPTH: 26.5</div> <div>HEIGHT: 44.0-48.5</div> <div>SEAT WIDTH: 20.0</div> <div>SEAT DEPTH: 17.0</div> <div>SEAT HEIGHT: 18.0-23.0</div> <div>SEAT HEIGHT W/ SEAT SLIDER: 19.0-24.0</div> <div>BACK WIDTH: 21.5</div> <div>BACK HEIGHT: 26.5</div> <div>COM: 1.9 YD</div> <div>COL: 39.0 SQ FT</div> <div>WEIGHT: 48.0 LB</div>
A	B/COM	C	D	E	F	G	L3/COL	L4	L5																																																																													
852	917	972	1027	1130	1232	1322	1087	1117	1347																																																																													
962	1027	1082	1137	1240	1342	1432	1197	1227	1457																																																																													
1087	1152	1207	1262	1365	1467	1557	1322	1352	1582																																																																													
947	1012	1067	1122	1225	1327	1417	1182	1212	1442																																																																													
1087	1152	1207	1262	1365	1467	1557	1322	1352	1582																																																																													
977	1042	1097	1152	1255	1357	1447	1212	1242	1472																																																																													
992	1057	1112	1167	1270	1372	1462	1227	1257	1487																																																																													
SEAT SLIDER (SS) - ADD \$60																																																																																						
<div><div>2780</div><div></div></div>	<div><div>Y2</div><div></div></div>	HIGH-BACK HEAVY DUTY SYNCHRO TILT	<div><div>A00</div><div></div></div> <div><div>A10</div><div></div></div> <div><div>A19</div><div></div></div> <div><div>A23B/G</div><div></div></div> <div><div>A27</div><div></div></div> <div><div>A36</div><div></div></div> <div><div>A37</div><div></div></div>	<table><tr><th>A</th><th>B/COM</th><th>C</th><th>D</th><th>E</th><th>F</th><th>G</th><th>L3/COL</th><th>L4</th><th>L5</th></tr><tr><td>882</td><td>947</td><td>1002</td><td>1057</td><td>1160</td><td>1262</td><td>1352</td><td>1117</td><td>1147</td><td>1377</td></tr><tr><td>992</td><td>1057</td><td>1112</td><td>1167</td><td>1270</td><td>1372</td><td>1462</td><td>1227</td><td>1257</td><td>1487</td></tr><tr><td>1117</td><td>1182</td><td>1237</td><td>1292</td><td>1395</td><td>1497</td><td>1587</td><td>1352</td><td>1382</td><td>1612</td></tr><tr><td>977</td><td>1042</td><td>1097</td><td>1152</td><td>1255</td><td>1357</td><td>1447</td><td>1212</td><td>1242</td><td>1472</td></tr><tr><td>1117</td><td>1182</td><td>1237</td><td>1292</td><td>1395</td><td>1497</td><td>1587</td><td>1352</td><td>1382</td><td>1612</td></tr><tr><td>1007</td><td>1072</td><td>1127</td><td>1182</td><td>1285</td><td>1387</td><td>1477</td><td>1242</td><td>1272</td><td>1502</td></tr><tr><td>1022</td><td>1087</td><td>1142</td><td>1197</td><td>1300</td><td>1402</td><td>1492</td><td>1257</td><td>1287</td><td>1517</td></tr></table>	A	B/COM	C	D	E	F	G	L3/COL	L4	L5	882	947	1002	1057	1160	1262	1352	1117	1147	1377	992	1057	1112	1167	1270	1372	1462	1227	1257	1487	1117	1182	1237	1292	1395	1497	1587	1352	1382	1612	977	1042	1097	1152	1255	1357	1447	1212	1242	1472	1117	1182	1237	1292	1395	1497	1587	1352	1382	1612	1007	1072	1127	1182	1285	1387	1477	1242	1272	1502	1022	1087	1142	1197	1300	1402	1492	1257	1287	1517	<ul style="list-style-type: none">• 4-position tilt lock• Side knob tension adjustment• 2:1 back-to-seat tilt ratio• 360° swivel• Pneumatic cylinder height adjustment	<div>WIDTH: 27.5</div> <div>DEPTH: 26.5</div> <div>HEIGHT: 44.0-49.0</div> <div>SEAT WIDTH: 20.0</div> <div>SEAT DEPTH: 17.0</div> <div>SEAT HEIGHT: 18.0-23.0</div> <div>SEAT HEIGHT W/ SEAT SLIDER: 19.0-24.0</div> <div>BACK WIDTH: 21.5</div> <div>BACK HEIGHT: 26.5</div> <div>COM: 1.9 YD</div> <div>COL: 39.0 SQ FT</div> <div>WEIGHT: 44.0 LB</div>
A	B/COM	C	D	E	F	G	L3/COL	L4	L5																																																																													
882	947	1002	1057	1160	1262	1352	1117	1147	1377																																																																													
992	1057	1112	1167	1270	1372	1462	1227	1257	1487																																																																													
1117	1182	1237	1292	1395	1497	1587	1352	1382	1612																																																																													
977	1042	1097	1152	1255	1357	1447	1212	1242	1472																																																																													
1117	1182	1237	1292	1395	1497	1587	1352	1382	1612																																																																													
1007	1072	1127	1182	1285	1387	1477	1242	1272	1502																																																																													
1022	1087	1142	1197	1300	1402	1492	1257	1287	1517																																																																													
SEAT SLIDER (SS) - ADD \$60																																																																																						
<div><div>2780</div><div></div></div>	<div><div>W2</div><div></div></div>	HIGH-BACK WEIGHT BALANCED SYNCHRO TILT	<div><div>A00</div><div></div></div> <div><div>A10</div><div></div></div> <div><div>A19</div><div></div></div> <div><div>A23B/G</div><div></div></div> <div><div>A27</div><div></div></div> <div><div>A36</div><div></div></div> <div><div>A37</div><div></div></div>	<table><tr><th>A</th><th>B/COM</th><th>C</th><th>D</th><th>E</th><th>F</th><th>G</th><th>L3/COL</th><th>L4</th><th>L5</th></tr><tr><td>897</td><td>962</td><td>1017</td><td>1072</td><td>1175</td><td>1277</td><td>1367</td><td>1132</td><td>1162</td><td>1392</td></tr><tr><td>1007</td><td>1072</td><td>1127</td><td>1182</td><td>1285</td><td>1387</td><td>1477</td><td>1242</td><td>1272</td><td>1502</td></tr><tr><td>1132</td><td>1197</td><td>1252</td><td>1307</td><td>1410</td><td>1512</td><td>1602</td><td>1367</td><td>1397</td><td>1627</td></tr><tr><td>992</td><td>1057</td><td>1112</td><td>1167</td><td>1270</td><td>1372</td><td>1462</td><td>1227</td><td>1257</td><td>1487</td></tr><tr><td>1132</td><td>1197</td><td>1252</td><td>1307</td><td>1410</td><td>1512</td><td>1602</td><td>1367</td><td>1397</td><td>1627</td></tr><tr><td>1022</td><td>1087</td><td>1142</td><td>1197</td><td>1300</td><td>1402</td><td>1492</td><td>1257</td><td>1287</td><td>1517</td></tr><tr><td>1037</td><td>1102</td><td>1157</td><td>1212</td><td>1315</td><td>1417</td><td>1507</td><td>1272</td><td>1302</td><td>1532</td></tr></table>	A	B/COM	C	D	E	F	G	L3/COL	L4	L5	897	962	1017	1072	1175	1277	1367	1132	1162	1392	1007	1072	1127	1182	1285	1387	1477	1242	1272	1502	1132	1197	1252	1307	1410	1512	1602	1367	1397	1627	992	1057	1112	1167	1270	1372	1462	1227	1257	1487	1132	1197	1252	1307	1410	1512	1602	1367	1397	1627	1022	1087	1142	1197	1300	1402	1492	1257	1287	1517	1037	1102	1157	1212	1315	1417	1507	1272	1302	1532	<ul style="list-style-type: none">• Automatic tension adjustment with option to modify• Tilt-limiter 4-position lock• 3:1 back-to-seat tilt ratio• 360° swivel• Pneumatic cylinder height adjustment	<div>WIDTH: 27.5</div> <div>DEPTH: 26.5</div> <div>HEIGHT: 44.0-48.5</div> <div>SEAT WIDTH: 20.0</div> <div>SEAT DEPTH: 17.0</div> <div>SEAT HEIGHT: 18.0-22.5</div> <div>BACK WIDTH: 21.5</div> <div>BACK HEIGHT: 26.5</div> <div>COM: 1.9 YD</div> <div>COL: 39.0 SQ FT</div> <div>WEIGHT: 44.0 LB</div>
A	B/COM	C	D	E	F	G	L3/COL	L4	L5																																																																													
897	962	1017	1072	1175	1277	1367	1132	1162	1392																																																																													
1007	1072	1127	1182	1285	1387	1477	1242	1272	1502																																																																													
1132	1197	1252	1307	1410	1512	1602	1367	1397	1627																																																																													
992	1057	1112	1167	1270	1372	1462	1227	1257	1487																																																																													
1132	1197	1252	1307	1410	1512	1602	1367	1397	1627																																																																													
1022	1087	1142	1197	1300	1402	1492	1257	1287	1517																																																																													
1037	1102	1157	1212	1315	1417	1507	1272	1302	1532																																																																													
SEAT SLIDER (SS) - NOT AVAILABLE WITH W2																																																																																						
<div><div>2780</div><div></div></div>	<div><div>Y5</div><div></div></div>	HIGH-BACK ENHANCED SYNCHRO TILT WITH BACK ANGLE ADJUSTMENT	<div><div>A00</div><div></div></div> <div><div>A10</div><div></div></div> <div><div>A19</div><div></div></div> <div><div>A23B/G</div><div></div></div> <div><div>A27</div><div></div></div> <div><div>A36</div><div></div></div> <div><div>A37</div><div></div></div>	<table><tr><th>A</th><th>B/COM</th><th>C</th><th>D</th><th>E</th><th>F</th><th>G</th><th>L3/COL</th><th>L4</th><th>L5</th></tr><tr><td>922</td><td>987</td><td>1042</td><td>1097</td><td>1200</td><td>1302</td><td>1392</td><td>1157</td><td>1187</td><td>1417</td></tr><tr><td>1032</td><td>1097</td><td>1152</td><td>1207</td><td>1310</td><td>1412</td><td>1502</td><td>1267</td><td>1297</td><td>1527</td></tr><tr><td>1157</td><td>1222</td><td>1277</td><td>1332</td><td>1435</td><td>1537</td><td>1627</td><td>1392</td><td>1422</td><td>1652</td></tr><tr><td>1017</td><td>1082</td><td>1137</td><td>1192</td><td>1295</td><td>1397</td><td>1487</td><td>1252</td><td>1282</td><td>1512</td></tr><tr><td>1157</td><td>1222</td><td>1277</td><td>1332</td><td>1435</td><td>1537</td><td>1627</td><td>1392</td><td>1422</td><td>1652</td></tr><tr><td>1047</td><td>1112</td><td>1167</td><td>1222</td><td>1325</td><td>1427</td><td>1517</td><td>1282</td><td>1312</td><td>1542</td></tr><tr><td>1062</td><td>1127</td><td>1182</td><td>1237</td><td>1340</td><td>1442</td><td>1532</td><td>1297</td><td>1327</td><td>1557</td></tr></table>	A	B/COM	C	D	E	F	G	L3/COL	L4	L5	922	987	1042	1097	1200	1302	1392	1157	1187	1417	1032	1097	1152	1207	1310	1412	1502	1267	1297	1527	1157	1222	1277	1332	1435	1537	1627	1392	1422	1652	1017	1082	1137	1192	1295	1397	1487	1252	1282	1512	1157	1222	1277	1332	1435	1537	1627	1392	1422	1652	1047	1112	1167	1222	1325	1427	1517	1282	1312	1542	1062	1127	1182	1237	1340	1442	1532	1297	1327	1557	<ul style="list-style-type: none">• Integrated seat slider• Infinite back angle adjustment• 4-position tilt lock• Side knob tension adjustment• 2:1 back-to-seat tilt ratio• 360° swivel• Pneumatic cylinder height adjustment	<div>WIDTH: 27.5</div> <div>DEPTH: 26.5</div> <div>HEIGHT: 44.0-48.5</div> <div>SEAT WIDTH: 20.0</div> <div>SEAT DEPTH: 17.0</div> <div>SEAT HEIGHT: 17.0-21.5</div> <div>BACK WIDTH: 21.5</div> <div>BACK HEIGHT: 26.5</div> <div>COM: 1.9 YD</div> <div>COL: 39.0 SQ FT</div> <div>WEIGHT: 44.0 LB</div>
A	B/COM	C	D	E	F	G	L3/COL	L4	L5																																																																													
922	987	1042	1097	1200	1302	1392	1157	1187	1417																																																																													
1032	1097	1152	1207	1310	1412	1502	1267	1297	1527																																																																													
1157	1222	1277	1332	1435	1537	1627	1392	1422	1652																																																																													
1017	1082	1137	1192	1295	1397	1487	1252	1282	1512																																																																													
1157	1222	1277	1332	1435	1537	1627	1392	1422	1652																																																																													
1047	1112	1167	1222	1325	1427	1517	1282	1312	1542																																																																													
1062	1127	1182	1237	1340	1442	1532	1297	1327	1557																																																																													
SEAT SLIDER (SS) - STANDARD																																																																																						

ARM OPTIONS



Soft Touch C-Shaped Arm



6-Way Height Adjustable Arm w/ Sliding Pad - Black/ Dove Gray

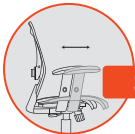


Height Adjustable Pivot/Slide Arm



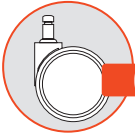
27" Mid-Profile Nylon
BA11B - Black
BA11D- Dove Gray

ADDITIONAL OPTIONS



Seat Slider 2.5" Side Paddle Activated (for Models with Y2 and Y3 Controls Only)

CASTER OPTIONS



Large Diameter Carpet Casters



Large Diameter Hard Floor and Carpet Casters



Chrome-Accented Hard Floor and Carpet Casters (Standard with Polished Base)

agent

lending comfort, durability, and value to every project

LOW-BACK

GSA SIN # 33721

- Task, conference and stool seating
- Ratchet back lumbar height adjustment on select models
- Poly outer back
- Low- or mid-back models
- Warranted to 300 lbs.



CREATING AGENT MODEL NUMBER

MODEL NUMBER	CONTROL	ARMS	GRADE	BASE	CASTERS	PACKAGING	OPTIONS
1425		A		BA1B	C		


*FOR ARMLESS USE CODE A00 *IF BASE AND CASTER MODEL NUMBERS ARE LEFT BLANK THEN STANDARD OPTION WILL BE ASSUMED

PACKAGING NOTES

CODE	DESCRIPTION	LIST UPCHARGE
AB	ASSEMBLED IN BAG	\$0
PAC	PARTIALLY ASSEMBLED IN CARTON	\$0
BAC	BACK ASSEMBLED IN CARTON	\$80


MODEL	CONTROL	DESCRIPTION	ARM	FABRIC	FEATURES	DIMENSIONS																																																																																																																																																																																																																																																																																																																																																																																																																																																																																																																																																																																																																																																																																																																																																																																																																																																																																																																																																																																																																																																																																																																																																																																																																																																																																																																																																																																																																																																																																																																																																																																																																																																																																																																																																																							
1425	B2	LOW-BACK BASIC TASK	A00	A	B/COM	C	D	E	F	G																																																																																																																																																																																																																																																																																																																																																																																																																																																																																																																																																																																																																																																																																																																																																																																																																																																																																																																																																																																																																																																																																																																																																																																																																																																																																																																																																																																																																																																																																																																																																																																																																																																																																																																																																																			

ARM OPTIONS




A4
\$100
A5
\$115

A4 - Height Adjustable Arm
A5 - Height/Width Adjustable Arm




A6
\$160
A7
\$180

A6 - Height Adjustable Pivot Slide Arm
A7 - Height/Width Adjustable Pivot Slide Arm




A16
\$125

Soft Touch C-Shape Arm



A36
\$125


Height Adjustable Pivot/Slide Arm



A37
\$140


Height/Width Adjustable Pivot/Slide Arm

CASTER OPTIONS




C1
STD

Carpet Casters



C1S
\$35

Hard Floor and Carpet Casters



C2S
\$35

Self-Locking Hard Floor and Carpet Casters


BASE OPTIONS



BA1B
STD


26" Nylon Base - Black

ADDITIONAL OPTIONS



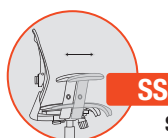
EF1
\$30

1" Extra Foam on Seat. If EF1 is selected, cannot use MF1 in addition.




MF1
\$50

1" Visco Elastic Memory Foam on Seat. If MF1 is selected, cannot use EF1 in addition.



SS
\$60

Seat Slider 2.5" Side Paddle Activated (Standard with Y2 Control)



BT
\$15

Replace Knob with Bolt (for B2 or S2 Controls Only)

agent

lending comfort, durability, and value to every project

LOW-BACK

GSA SIN # 33721

- Task, conference and stool seating
- Ratchet back lumbar height adjustment on select models
- Poly outer back
- Low- or mid-back models
- Warranted to 300 lbs.







CREATING AGENT MODEL NUMBER

MODEL NUMBER				CONTROL				ARMS		GRADE	BASE			CASTERS		PACKAGING			OPTIONS	
1	4	2	5					A				B	A	1	B	C				
<small>*FOR ARMLESS USE CODE A00</small>										<small>*IF BASE & CASTER MODEL NUMBERS ARE LEFT BLANK THEN STANDARD OPTION WILL BE ASSUMED</small>										

PACKAGING NOTES

CODE	DESCRIPTION	LIST UPCHARGE
AB	ASSEMBLED IN BAG	\$0
PAC	PARTIALLY ASSEMBLED IN CARTON	\$0
BAC	BACK ASSEMBLED IN CARTON	\$80

MODEL	CONTROL	DESCRIPTION	ARM	FABRIC								FEATURES	DIMENSIONS	
1425	M1	LOW-BACK MULTI-FUNCTION	A00	A	B/COM	C	D	E	F	G		<ul style="list-style-type: none">• Ratchet back lumbar adjustment• Infinite back angle adjustment• 6° forward tilt• Center knob tension adjustment• 360° swivel• Pneumatic cylinder height adjustment	WIDTH:	27.0
			A4	591	621	651	691	741	796	866			DEPTH:	26.5
			A5	691	721	751	791	841	896	966			HEIGHT:	31.5-36.0
			A6	706	736	766	806	856	911	981			SEAT WIDTH:	19.5
			A7	751	781	811	851	901	956	1026			SEAT DEPTH:	15.5
			A16	766	796	826	866	916	971	1041			SEAT HEIGHT:	19.0-23.5
			A36	716	746	776	816	866	921	991			SEAT HEIGHT W/ SEAT SLIDER:	20.0-24.5
			A37	716	746	776	816	866	921	991			BACK WIDTH:	16.5
				731	761	791	831	881	936	1006			BACK HEIGHT:	16.5-19.5
				SEAT SLIDER (SS) - ADD \$60									COM:	0.8 YD
											WEIGHT:	43.0 LB		
1425	Y2-SS	LOW-BACK HEAVY DUTY SYNCHRO TILT WITH SEAT SLIDER	A00	A	B/COM	C	D	E	F	G		<ul style="list-style-type: none">• Ratchet back lumbar adjustment• Seat slider included• 4-position tilt lock• Side knob tension control• 2:1 back-to-seat tilt ratio• 360° swivel• Pneumatic cylinder height adjustment	WIDTH:	27.0
			A4	631	661	691	731	781	836	906			DEPTH:	26.5
			A5	731	761	791	831	881	936	1006			HEIGHT:	31.5-36.0
			A6	746	776	806	846	896	951	1021			SEAT WIDTH:	19.5
			A7	791	821	851	891	941	996	1066			SEAT DEPTH:	15.5
			A16	806	836	866	906	956	1011	1081			SEAT HEIGHT:	19.0-23.5
			A36	756	786	816	856	906	961	1031			BACK WIDTH:	16.5
			A37	756	786	816	856	906	961	1031			BACK HEIGHT:	16.5-19.5
				771	801	831	871	921	976	1046			COM:	0.8 YD
				SEAT SLIDER (SS) - STANDARD									WEIGHT:	35.0 LB

ARM OPTIONS



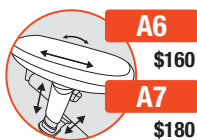
A4 - Height Adjustable Arm
A5 - Height/Width Adjustable Arm



Soft Touch C-Shape Arm



Height/Width Adjustable Pivot/Slide Arm



A6 - Height Adjustable Pivot Slide Arm
A7 - Height/Width Adjustable Pivot Slide Arm



Height Adjustable Pivot/Slide Arm

CASTER OPTIONS



Carpet Casters



Hard Floor and Carpet Casters



Self-Locking Hard Floor and Carpet Casters

BASE OPTIONS



26" Nylon Base - Black

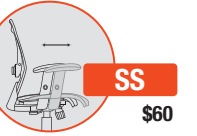
ADDITIONAL OPTIONS




1" Extra Foam on Seat.
If EF1 is selected, cannot use MF1 in addition.



1" Visco Elastic Memory Foam on Seat. If MF1 is selected, cannot use EF1 in addition.



Seat Slider 2.5" Side Paddle Activated (Standard with Y2 Control)



Replace Knob with Bolt (for B2 or S2 Controls Only)

agent

lending comfort, durability, and value to every project

LOW-BACK STOOLS

GSA SIN # 33721

- Task, conference and stool seating
- Ratchet back lumbar height adjustment on select models
- Poly outer back
- Low- or mid-back models
- Warranted to 300 lbs.



CREATING AGENT MODEL NUMBER

MODEL NUMBERCONTROLARMSGRADEBASECASTERSPACKAGINGOPTIONS

142--A--BA1B-C--

*FOR ARMLESS USE CODE A00

*IF BASE AND CASTER MODEL NUMBERS ARE LEFT BLANK THEN STANDARD OPTION WILL BE ASSUMED

PACKAGING NOTES

CODE	DESCRIPTION	LIST UPCHARGE
AB	ASSEMBLED IN BAG	\$0
PAC	PARTIALLY ASSEMBLED IN CARTON	\$0
BAC	BACK ASSEMBLED IN CARTON	\$80

MODEL	CONTROL	DESCRIPTION	ARM	FABRIC	FEATURES	DIMENSIONS	ARM OPTIONS	CASTER OPTIONS																																																																																	
1426	B2	<div>LOW-BACK 10" STOOL BASIC TASK WITH BACK DEPTH ADJUSTMENT</div> <div>Use for work surfaces up to 42" high</div>	A00 A4 A5 A6 A7 A16 A36 A37	<table><tr><th>A</th><th>B/COM</th><th>C</th><th>D</th><th>E</th><th>F</th><th>G</th><th></th><th></th></tr><tr><td>571</td><td>601</td><td>631</td><td>671</td><td>721</td><td>776</td><td>846</td><td></td><td></td></tr><tr><td>671</td><td>701</td><td>731</td><td>771</td><td>821</td><td>876</td><td>946</td><td></td><td></td></tr><tr><td>686</td><td>716</td><td>746</td><td>786</td><td>836</td><td>891</td><td>961</td><td></td><td></td></tr><tr><td>731</td><td>761</td><td>791</td><td>831</td><td>881</td><td>936</td><td>1006</td><td></td><td></td></tr><tr><td>746</td><td>776</td><td>806</td><td>846</td><td>896</td><td>951</td><td>1021</td><td></td><td></td></tr><tr><td>696</td><td>726</td><td>756</td><td>796</td><td>846</td><td>901</td><td>971</td><td></td><td></td></tr><tr><td>696</td><td>726</td><td>756</td><td>796</td><td>846</td><td>901</td><td>971</td><td></td><td></td></tr><tr><td>711</td><td>741</td><td>771</td><td>811</td><td>861</td><td>916</td><td>986</td><td></td><td></td></tr></table>	A	B/COM	C	D	E	F	G			571	601	631	671	721	776	846			671	701	731	771	821	876	946			686	716	746	786	836	891	961			731	761	791	831	881	936	1006			746	776	806	846	896	951	1021			696	726	756	796	846	901	971			696	726	756	796	846	901	971			711	741	771	811	861	916	986			<ul style="list-style-type: none">Height-adjustable 20" diameter foot ring360° swivelPneumatic cylinder height adjustment	<div>WIDTH: 27.0</div> <div>DEPTH: 26.5</div> <div>HEIGHT: 40.5-50.5</div> <div>SEAT WIDTH: 19.5</div> <div>SEAT DEPTH: 15.5</div> <div>SEAT HEIGHT: 26.5-36.5</div> <div>BACK WIDTH: 16.5</div> <div>BACK HEIGHT: 16.5</div> <div>COM: 0.8 YD</div> <div>WEIGHT: 38.0 LB</div>	<div><div>A4</div><div>\$100</div></div> <div><div>A5</div><div>\$115</div></div> <div>A4 - Height Adjustable Arm A5 - Height/Width Adjustable Arm</div> <div><div>A6</div><div>\$160</div></div> <div><div>A7</div><div>\$180</div></div> <div>A6 - Height Adjustable Pivot Slide Arm A7 - Height/Width Adjustable Pivot Slide Arm</div>	<div><div>C1</div><div>STD</div></div> <div>Carpet Casters</div>
A	B/COM	C	D	E	F	G																																																																																			
571	601	631	671	721	776	846																																																																																			
671	701	731	771	821	876	946																																																																																			
686	716	746	786	836	891	961																																																																																			
731	761	791	831	881	936	1006																																																																																			
746	776	806	846	896	951	1021																																																																																			
696	726	756	796	846	901	971																																																																																			
696	726	756	796	846	901	971																																																																																			
711	741	771	811	861	916	986																																																																																			
1426	P1	<div>LOW-BACK 10" STOOL POSTURE BACK</div> <div>Use for work surfaces up to 42" high</div>	A00 A4 A5 A6 A7 A16 A36 A37	<table><tr><th>A</th><th>B/COM</th><th>C</th><th>D</th><th>E</th><th>F</th><th>G</th><th></th><th></th></tr><tr><td>656</td><td>686</td><td>716</td><td>756</td><td>806</td><td>861</td><td>931</td><td></td><td></td></tr><tr><td>756</td><td>786</td><td>816</td><td>856</td><td>906</td><td>961</td><td>1031</td><td></td><td></td></tr><tr><td>771</td><td>801</td><td>831</td><td>871</td><td>921</td><td>976</td><td>1046</td><td></td><td></td></tr><tr><td>816</td><td>846</td><td>876</td><td>916</td><td>966</td><td>1021</td><td>1091</td><td></td><td></td></tr><tr><td>831</td><td>861</td><td>891</td><td>931</td><td>981</td><td>1036</td><td>1106</td><td></td><td></td></tr><tr><td>781</td><td>811</td><td>841</td><td>881</td><td>931</td><td>986</td><td>1056</td><td></td><td></td></tr><tr><td>781</td><td>811</td><td>841</td><td>881</td><td>931</td><td>986</td><td>1056</td><td></td><td></td></tr><tr><td>796</td><td>826</td><td>856</td><td>896</td><td>946</td><td>1001</td><td>1071</td><td></td><td></td></tr></table>	A	B/COM	C	D	E	F	G			656	686	716	756	806	861	931			756	786	816	856	906	961	1031			771	801	831	871	921	976	1046			816	846	876	916	966	1021	1091			831	861	891	931	981	1036	1106			781	811	841	881	931	986	1056			781	811	841	881	931	986	1056			796	826	856	896	946	1001	1071			<ul style="list-style-type: none">Height-adjustable 20" diameter foot ringRatchet back lumbar adjustmentInfinite back angle adjustment with free float360° swivelPneumatic cylinder height adjustment	<div>WIDTH: 27.0</div> <div>DEPTH: 26.5</div> <div>HEIGHT: 40.5-53.5</div> <div>SEAT WIDTH: 19.5</div> <div>SEAT DEPTH: 15.5</div> <div>SEAT HEIGHT: 26.5-36.5</div> <div>BACK WIDTH: 16.5</div> <div>BACK HEIGHT: 16.5-19.5</div> <div>COM: 0.8 YD</div> <div>WEIGHT: 42.0 LB</div>	<div><div>A16</div><div>\$125</div></div> <div><div>A36</div><div>\$125</div></div> <div>Soft Touch C-Shape Arm Height Adjustable Pivot/Slide Arm</div>	<div><div>C1S</div><div>\$35</div></div> <div>Hard Floor and Carpet Casters</div>
A	B/COM	C	D	E	F	G																																																																																			
656	686	716	756	806	861	931																																																																																			
756	786	816	856	906	961	1031																																																																																			
771	801	831	871	921	976	1046																																																																																			
816	846	876	916	966	1021	1091																																																																																			
831	861	891	931	981	1036	1106																																																																																			
781	811	841	881	931	986	1056																																																																																			
781	811	841	881	931	986	1056																																																																																			
796	826	856	896	946	1001	1071																																																																																			
1428	B2	<div>LOW-BACK 8" STOOL BASIC TASK WITH BACK DEPTH ADJUSTMENT</div> <div>Use for work surfaces up to 36" high</div>	A00 A4 A5 A6 A7 A16 A36 A37	<table><tr><th>A</th><th>B/COM</th><th>C</th><th>D</th><th>E</th><th>F</th><th>G</th><th></th><th></th></tr><tr><td>571</td><td>601</td><td>631</td><td>671</td><td>721</td><td>776</td><td>846</td><td></td><td></td></tr><tr><td>671</td><td>701</td><td>731</td><td>771</td><td>821</td><td>876</td><td>946</td><td></td><td></td></tr><tr><td>686</td><td>716</td><td>746</td><td>786</td><td>836</td><td>891</td><td>961</td><td></td><td></td></tr><tr><td>731</td><td>761</td><td>791</td><td>831</td><td>881</td><td>936</td><td>1006</td><td></td><td></td></tr><tr><td>746</td><td>776</td><td>806</td><td>846</td><td>896</td><td>951</td><td>1021</td><td></td><td></td></tr><tr><td>696</td><td>726</td><td>756</td><td>796</td><td>846</td><td>901</td><td>971</td><td></td><td></td></tr><tr><td>696</td><td>726</td><td>756</td><td>796</td><td>846</td><td>901</td><td>971</td><td></td><td></td></tr><tr><td>711</td><td>741</td><td>771</td><td>811</td><td>861</td><td>916</td><td>986</td><td></td><td></td></tr></table>	A	B/COM	C	D	E	F	G			571	601	631	671	721	776	846			671	701	731	771	821	876	946			686	716	746	786	836	891	961			731	761	791	831	881	936	1006			746	776	806	846	896	951	1021			696	726	756	796	846	901	971			696	726	756	796	846	901	971			711	741	771	811	861	916	986			<ul style="list-style-type: none">Height-adjustable 20" diameter foot ring360° swivelPneumatic cylinder height adjustment	<div>WIDTH: 27.0</div> <div>DEPTH: 26.5</div> <div>HEIGHT: 35.0-43.0</div> <div>SEAT WIDTH: 19.5</div> <div>SEAT DEPTH: 15.5</div> <div>SEAT HEIGHT: 21.5-29.5</div> <div>BACK WIDTH: 16.5</div> <div>BACK HEIGHT: 16.5</div> <div>COM: 0.8 YD</div> <div>WEIGHT: 37.0 LB</div>		
A	B/COM	C	D	E	F	G																																																																																			
571	601	631	671	721	776	846																																																																																			
671	701	731	771	821	876	946																																																																																			
686	716	746	786	836	891	961																																																																																			
731	761	791	831	881	936	1006																																																																																			
746	776	806	846	896	951	1021																																																																																			
696	726	756	796	846	901	971																																																																																			
696	726	756	796	846	901	971																																																																																			
711	741	771	811	861	916	986																																																																																			
1428	P1	<div>LOW-BACK 8" STOOL POSTURE BACK</div> <div>Use for work surfaces up to 36" high</div>	A00 A4 A5 A6 A7 A16 A36 A37	<table><tr><th>A</th><th>B/COM</th><th>C</th><th>D</th><th>E</th><th>F</th><th>G</th><th></th><th></th></tr><tr><td>656</td><td>686</td><td>716</td><td>756</td><td>806</td><td>861</td><td>931</td><td></td><td></td></tr><tr><td>756</td><td>786</td><td>816</td><td>856</td><td>906</td><td>961</td><td>1031</td><td></td><td></td></tr><tr><td>771</td><td>801</td><td>831</td><td>871</td><td>921</td><td>976</td><td>1046</td><td></td><td></td></tr><tr><td>816</td><td>846</td><td>876</td><td>916</td><td>966</td><td>1021</td><td>1091</td><td></td><td></td></tr><tr><td>831</td><td>861</td><td>891</td><td>931</td><td>981</td><td>1036</td><td>1106</td><td></td><td></td></tr><tr><td>781</td><td>811</td><td>841</td><td>881</td><td>931</td><td>986</td><td>1056</td><td></td><td></td></tr><tr><td>781</td><td>811</td><td>841</td><td>881</td><td>931</td><td>986</td><td>1056</td><td></td><td></td></tr><tr><td>796</td><td>826</td><td>856</td><td>896</td><td>946</td><td>1001</td><td>1071</td><td></td><td></td></tr></table>	A	B/COM	C	D	E	F	G			656	686	716	756	806	861	931			756	786	816	856	906	961	1031			771	801	831	871	921	976	1046			816	846	876	916	966	1021	1091			831	861	891	931	981	1036	1106			781	811	841	881	931	986	1056			781	811	841	881	931	986	1056			796	826	856	896	946	1001	1071			<ul style="list-style-type: none">Height-adjustable 20" diameter foot ringRatchet back lumbar adjustmentInfinite back angle adjustment with free float360° swivelPneumatic cylinder height adjustment	<div>WIDTH: 27.0</div> <div>DEPTH: 26.5</div> <div>HEIGHT: 35.0-43.0</div> <div>SEAT WIDTH: 19.5</div> <div>SEAT DEPTH: 15.5</div> <div>SEAT HEIGHT: 21.5-29.5</div> <div>BACK WIDTH: 16.5</div> <div>BACK HEIGHT: 16.5-19.5</div> <div>COM: 0.8 YD</div> <div>WEIGHT: 41.0 LB</div>		
A	B/COM	C	D	E	F	G																																																																																			
656	686	716	756	806	861	931																																																																																			
756	786	816	856	906	961	1031																																																																																			
771	801	831	871	921	976	1046																																																																																			
816	846	876	916	966	1021	1091																																																																																			
831	861	891	931	981	1036	1106																																																																																			
781	811	841	881	931	986	1056																																																																																			
781	811	841	881	931	986	1056																																																																																			
796	826	856	896	946	1001	1071																																																																																			

EF1

\$30

1" Extra Foam on Seat.
If EF1 is selected, cannot use MF1 in addition.

MF1

\$50

1" Visco Elastic Memory Foam on Seat. If MF1 is selected, cannot use EF1 in addition.

BT

\$15

Replace Knob with Bolt (for B2 or S2 Controls Only)

agent

lending comfort, durability, and value to every project

MID-BACK

GSA SIN # 33721

- Task, conference and stool seating
- Ratchet back lumbar height adjustment on select models
- Poly outer back
- Low- or mid-back models
- Warranted to 300 lbs.



CREATING AGENT MODEL NUMBER

MODEL NUMBER	CONTROL	ARMS	GRADE	BASE	CASTERS	PACKAGING	OPTIONS
1660		A		BA1B	C		


*FOR ARMLESS USE CODE A00 *IF BASE AND CASTER MODEL NUMBERS ARE LEFT BLANK THEN STANDARD OPTION WILL BE ASSUMED


PACKAGING NOTES

CODE	DESCRIPTION	LIST UPCHARGE
AB	ASSEMBLED IN BAG	\$0
PAC	PARTIALLY ASSEMBLED IN CARTON	\$0
BAC	BACK ASSEMBLED IN CARTON	\$80


MODEL	CONTROL	DESCRIPTION	ARM	FABRIC	FEATURES	DIMENSIONS							
1660	B2	MID-BACK BASIC TASK WITH BACK DEPTH ADJUSTMENT	A00	A	B/COM	C	D	E	F	G	<ul style="list-style-type: none">• 360° swivel• Pneumatic cylinder height adjustment	WIDTH:	26.5
	A4		521	556	586	636	686	736	801			DEPTH:	26.5
	A5		621	656	686	736	786	836	901			HEIGHT:	40.0-44.5
	A6		636	671	701	751	801	851	916			SEAT WIDTH:	22.0
	A7		681	716	746	796	846	896	961			SEAT DEPTH:	17.0
	A16		696	731	761	811	861	911	976			SEAT HEIGHT:	18.5-23.0
	A36		646	681	711	761	811	861	926			BACK WIDTH:	19.5
	A37		646	681	711	761	811	861	926			BACK HEIGHT:	23.0-26.0
			661	696	726	776	826	876	941			COM:	1.0 YD
										WEIGHT:	40.0 LB		
1660	S2	MID-BACK SWIVEL TILT WITH BACK DEPTH ADJUSTMENT	A00	A	B/COM	C	D	E	F	G	<ul style="list-style-type: none">• Adjustable back depth• Upright lock• Center knob tension adjustment• 360° swivel• Pneumatic cylinder height adjustment	WIDTH:	26.5
	A4		566	601	631	681	731	781	846			DEPTH:	26.5
	A5		666	701	731	781	831	881	946			HEIGHT:	40.0-44.5
	A6		681	716	746	796	846	896	961			SEAT WIDTH:	22.0
	A7		726	761	791	841	891	941	1006			SEAT DEPTH:	17.0
	A16		741	776	806	856	906	956	1021			SEAT HEIGHT:	18.5-23.0
	A36		691	726	756	806	856	906	971			SEAT HEIGHT W/ SEAT SLIDER:	19.5-24.0
	A37		691	726	756	806	856	906	971			BACK WIDTH:	19.5
			706	741	771	821	871	921	986			BACK HEIGHT:	23.0-26.0
										COM:	1.0 YD		
										WEIGHT:	42.0 LB		


ARM OPTIONS

**A4**
\$100

**A5**
\$115

A4 - Height Adjustable Arm
A5 - Height/Width Adjustable Arm

**A6**
\$160

**A7**
\$180

A6 - Height Adjustable Pivot Slide Arm
A7 - Height/Width Adjustable Pivot Slide Arm

**A16**
\$125

Soft Touch C-Shape Arm

**A36**
\$125

Height Adjustable Pivot/Slide Arm

**A37**
\$140

Height/Width Adjustable Pivot/Slide Arm

**A90**
\$235

Height Adjustable Breakaway Arm

CASTER OPTIONS

**C1**
STD

Carpet Casters

**C1S**
\$35

Hard Floor and Carpet Casters

**C2S**
\$35


Self-Locking Hard Floor and Carpet Casters

BASE OPTIONS


**BA1B**
STD

26" Nylon Base - Black

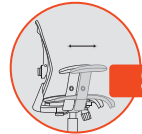
ADDITIONAL OPTIONS

**EF1**
\$30


1" Extra Foam on Seat. If EF1 is selected, cannot use MF1 in addition.

**MF1**
\$50

1" Visco Elastic Memory Foam on Seat. If MF1 is selected, cannot use EF1 in addition.

**SS**
\$60

Seat Slider 2.5" Side Paddle Activated (Standard with Y2 Control)

**BT**
\$15

Replace Knob with Bolt (for B2 or S2 Controls Only)

agent

lending comfort, durability, and value to every project

MID-BACK

GSA SIN # 33721

- Task, conference and stool seating
- Ratchet back lumbar height adjustment on select models
- Poly outer back
- Low- or mid-back models
- Warranted to 300 lbs.



CREATING AGENT MODEL NUMBER

MODEL NUMBER CONTROL ARMS GRADE BASE CASTERS PACKAGING OPTIONS

1 6 6 0 - [] [] [] [] - A [] [] - [] - B A 1 B - C [] [] - [] [] [] - [] [] []

*FOR ARMLESS USE CODE A00

*IF BASE AND CASTER MODEL NUMBERS ARE LEFT BLANK THEN STANDARD OPTION WILL BE ASSIGNED

*GT MODELS DO NOT HAVE A CASTER CODE

PACKAGING NOTES

CODE	DESCRIPTION	LIST UPCHARGE
AB	ASSEMBLED IN BAG	\$0
PAC	PARTIALLY ASSEMBLED IN CARTON	\$0
BAC	BACK ASSEMBLED IN CARTON	\$80

[illegible]

agent

lending comfort, durability, and value to every project

MID-BACK STOOLS

GSA SIN # 33721

- Task, conference and stool seating
- Ratchet back lumbar height adjustment on select models
- Poly outer back
- Low- or mid-back models
- Warranted to 300 lbs.



CREATING AGENT MODEL NUMBER

MODEL NUMBER

16

CONTROL

ARMS

A

GRADE

BASE

B A 1 B

CASTERS

C

PACKAGING

OPTIONS

FOR ARMLESS USE CODE A00

IF BASE AND CASTER MODEL NUMBERS ARE LEFT BLANK THEN STANDARD OPTION WILL BE ASSUMED

PACKAGING NOTES

CODE	DESCRIPTION	LIST UPCHARGE
AB	ASSEMBLED IN BAG	\$0
PAC	PARTIALLY ASSEMBLED IN CARTON	\$0
BAC	BACK ASSEMBLED IN CARTON	\$80

MODEL	CONTROL	DESCRIPTION	ARM	FABRIC	FEATURES	DIMENSIONS																																																															
1666	B2	MID-BACK BASIC TASK WITH BACK DEPTH ADJUSTMENT Use for work surfaces up to 42" high	A00 A4 A5 A6 A7 A16 A36 A37	<table><tr><th>A</th><th>B/COM</th><th>C</th><th>D</th><th>E</th><th>F</th><th>G</th></tr><tr><td>646</td><td>681</td><td>711</td><td>761</td><td>811</td><td>861</td><td>926</td></tr><tr><td>746</td><td>781</td><td>811</td><td>861</td><td>911</td><td>961</td><td>1026</td></tr><tr><td>761</td><td>796</td><td>826</td><td>876</td><td>926</td><td>976</td><td>1041</td></tr><tr><td>806</td><td>841</td><td>871</td><td>921</td><td>971</td><td>1021</td><td>1086</td></tr><tr><td>821</td><td>856</td><td>886</td><td>936</td><td>986</td><td>1036</td><td>1101</td></tr><tr><td>771</td><td>806</td><td>836</td><td>886</td><td>936</td><td>986</td><td>1051</td></tr><tr><td>771</td><td>806</td><td>836</td><td>886</td><td>936</td><td>986</td><td>1051</td></tr><tr><td>786</td><td>821</td><td>851</td><td>901</td><td>951</td><td>1001</td><td>1066</td></tr></table>	A	B/COM	C	D	E	F	G	646	681	711	761	811	861	926	746	781	811	861	911	961	1026	761	796	826	876	926	976	1041	806	841	871	921	971	1021	1086	821	856	886	936	986	1036	1101	771	806	836	886	936	986	1051	771	806	836	886	936	986	1051	786	821	851	901	951	1001	1066	<ul style="list-style-type: none">• Height-adjustable 20" diameter foot ring• Adjustable back depth• 360° swivel• Pneumatic cylinder height adjustment	WIDTH: 26.5 DEPTH: 26.5 HEIGHT: 47.5-57.5 SEAT WIDTH: 22.0 SEAT DEPTH: 17.0 SEAT HEIGHT: 26.5-36.5 BACK WIDTH: 19.5 BACK HEIGHT: 23.0 COM: 1.0 YD WEIGHT: 46.0 LB
A	B/COM	C	D	E	F	G																																																															
646	681	711	761	811	861	926																																																															
746	781	811	861	911	961	1026																																																															
761	796	826	876	926	976	1041																																																															
806	841	871	921	971	1021	1086																																																															
821	856	886	936	986	1036	1101																																																															
771	806	836	886	936	986	1051																																																															
771	806	836	886	936	986	1051																																																															
786	821	851	901	951	1001	1066																																																															
1666	P1	MID-BACK POSTURE BACK Use for work surfaces up to 42" high	A00 A4 A5 A6 A7 A16 A36 A37	<table><tr><th>A</th><th>B/COM</th><th>C</th><th>D</th><th>E</th><th>F</th><th>G</th></tr><tr><td>731</td><td>766</td><td>796</td><td>846</td><td>896</td><td>946</td><td>1011</td></tr><tr><td>831</td><td>866</td><td>896</td><td>946</td><td>996</td><td>1046</td><td>1111</td></tr><tr><td>846</td><td>881</td><td>911</td><td>961</td><td>1011</td><td>1061</td><td>1126</td></tr><tr><td>891</td><td>926</td><td>956</td><td>1006</td><td>1056</td><td>1106</td><td>1171</td></tr><tr><td>906</td><td>941</td><td>971</td><td>1021</td><td>1071</td><td>1121</td><td>1186</td></tr><tr><td>856</td><td>891</td><td>921</td><td>971</td><td>1021</td><td>1071</td><td>1136</td></tr><tr><td>856</td><td>891</td><td>921</td><td>971</td><td>1021</td><td>1071</td><td>1136</td></tr><tr><td>871</td><td>906</td><td>936</td><td>986</td><td>1036</td><td>1086</td><td>1151</td></tr></table>	A	B/COM	C	D	E	F	G	731	766	796	846	896	946	1011	831	866	896	946	996	1046	1111	846	881	911	961	1011	1061	1126	891	926	956	1006	1056	1106	1171	906	941	971	1021	1071	1121	1186	856	891	921	971	1021	1071	1136	856	891	921	971	1021	1071	1136	871	906	936	986	1036	1086	1151	<ul style="list-style-type: none">• Height-adjustable 20" diameter foot ring• Ratchet back lumbar adjustment• Infinite back angle adjustment with free float• 360° swivel• Pneumatic cylinder height adjustment	WIDTH: 26.5 DEPTH: 26.5 HEIGHT: 47.5-57.5 SEAT WIDTH: 22.0 SEAT DEPTH: 17.0 SEAT HEIGHT: 26.5-36.5 BACK WIDTH: 19.5 BACK HEIGHT: 23.0-26.0 COM: 1.0 YD WEIGHT: 50.0 LB
A	B/COM	C	D	E	F	G																																																															
731	766	796	846	896	946	1011																																																															
831	866	896	946	996	1046	1111																																																															
846	881	911	961	1011	1061	1126																																																															
891	926	956	1006	1056	1106	1171																																																															
906	941	971	1021	1071	1121	1186																																																															
856	891	921	971	1021	1071	1136																																																															
856	891	921	971	1021	1071	1136																																																															
871	906	936	986	1036	1086	1151																																																															
1668	B2	MID-BACK BASIC TASK WITH BACK DEPTH ADJUSTMENT Use for work surfaces up to 36" high	A00 A4 A5 A6 A7 A16 A36 A37	<table><tr><th>A</th><th>B/COM</th><th>C</th><th>D</th><th>E</th><th>F</th><th>G</th></tr><tr><td>646</td><td>681</td><td>711</td><td>761</td><td>811</td><td>861</td><td>926</td></tr><tr><td>746</td><td>781</td><td>811</td><td>861</td><td>911</td><td>961</td><td>1026</td></tr><tr><td>761</td><td>796</td><td>826</td><td>876</td><td>926</td><td>976</td><td>1041</td></tr><tr><td>806</td><td>841</td><td>871</td><td>921</td><td>971</td><td>1021</td><td>1086</td></tr><tr><td>821</td><td>856</td><td>886</td><td>936</td><td>986</td><td>1036</td><td>1101</td></tr><tr><td>771</td><td>806</td><td>836</td><td>886</td><td>936</td><td>986</td><td>1051</td></tr><tr><td>771</td><td>806</td><td>836</td><td>886</td><td>936</td><td>986</td><td>1051</td></tr><tr><td>786</td><td>821</td><td>851</td><td>901</td><td>951</td><td>1001</td><td>1066</td></tr></table>	A	B/COM	C	D	E	F	G	646	681	711	761	811	861	926	746	781	811	861	911	961	1026	761	796	826	876	926	976	1041	806	841	871	921	971	1021	1086	821	856	886	936	986	1036	1101	771	806	836	886	936	986	1051	771	806	836	886	936	986	1051	786	821	851	901	951	1001	1066	<ul style="list-style-type: none">• Height-adjustable 20" diameter foot ring• Adjustable back depth• 360° swivel• Pneumatic cylinder height adjustment	WIDTH: 26.5 DEPTH: 26.5 HEIGHT: 43.5-51.5 SEAT WIDTH: 22.0 SEAT DEPTH: 17.0 SEAT HEIGHT: 22.5-30.5 BACK WIDTH: 19.5 BACK HEIGHT: 23.0 COM: 1.0 YD WEIGHT: 45.0 LB
A	B/COM	C	D	E	F	G																																																															
646	681	711	761	811	861	926																																																															
746	781	811	861	911	961	1026																																																															
761	796	826	876	926	976	1041																																																															
806	841	871	921	971	1021	1086																																																															
821	856	886	936	986	1036	1101																																																															
771	806	836	886	936	986	1051																																																															
771	806	836	886	936	986	1051																																																															
786	821	851	901	951	1001	1066																																																															
1668	P1	MID-BACK POSTURE BACK Use for work surfaces up to 36" high	A00 A4 A5 A6 A7 A16 A36 A37	<table><tr><th>A</th><th>B/COM</th><th>C</th><th>D</th><th>E</th><th>F</th><th>G</th></tr><tr><td>731</td><td>766</td><td>796</td><td>846</td><td>896</td><td>946</td><td>1011</td></tr><tr><td>831</td><td>866</td><td>896</td><td>946</td><td>996</td><td>1046</td><td>1111</td></tr><tr><td>846</td><td>881</td><td>911</td><td>961</td><td>1011</td><td>1061</td><td>1126</td></tr><tr><td>891</td><td>926</td><td>956</td><td>1006</td><td>1056</td><td>1106</td><td>1171</td></tr><tr><td>906</td><td>941</td><td>971</td><td>1021</td><td>1071</td><td>1121</td><td>1186</td></tr><tr><td>856</td><td>891</td><td>921</td><td>971</td><td>1021</td><td>1071</td><td>1136</td></tr><tr><td>856</td><td>891</td><td>921</td><td>971</td><td>1021</td><td>1071</td><td>1136</td></tr><tr><td>871</td><td>906</td><td>936</td><td>986</td><td>1036</td><td>1086</td><td>1151</td></tr></table>	A	B/COM	C	D	E	F	G	731	766	796	846	896	946	1011	831	866	896	946	996	1046	1111	846	881	911	961	1011	1061	1126	891	926	956	1006	1056	1106	1171	906	941	971	1021	1071	1121	1186	856	891	921	971	1021	1071	1136	856	891	921	971	1021	1071	1136	871	906	936	986	1036	1086	1151	<ul style="list-style-type: none">• Height-adjustable 20" diameter foot ring• Ratchet back lumbar adjustment• Infinite back angle adjustment with free float• 360° swivel• Pneumatic cylinder height adjustment	WIDTH: 26.5 DEPTH: 26.5 HEIGHT: 43.5-55.0 SEAT WIDTH: 22.0 SEAT DEPTH: 17.0 SEAT HEIGHT: 22.5-30.5 BACK WIDTH: 19.5 BACK HEIGHT: 23.0-26.0 COM: 1.0 YD WEIGHT: 49.0 LB
A	B/COM	C	D	E	F	G																																																															
731	766	796	846	896	946	1011																																																															
831	866	896	946	996	1046	1111																																																															
846	881	911	961	1011	1061	1126																																																															
891	926	956	1006	1056	1106	1171																																																															
906	941	971	1021	1071	1121	1186																																																															
856	891	921	971	1021	1071	1136																																																															
856	891	921	971	1021	1071	1136																																																															
871	906	936	986	1036	1086	1151																																																															

ARM OPTIONS

A4
\$100
A5
\$115

A4 - Height Adjustable Arm
A5 - Height/Width Adjustable Arm

A6
\$160
A7
\$180

A6 - Height Adjustable Pivot Slide Arm
A7 - Height/Width Adjustable Pivot Slide Arm

A16
\$125

Soft Touch C-Shape Arm

A36
\$125

Height Adjustable Pivot/Slide Arm

A37
\$140

Height/Width Adjustable Pivot/Slide Arm

A90
\$235

Height/Width Adjustable Breakaway Arm

BASE OPTIONS

BA1B
STD

26" Nylon Base - Black

ADDITIONAL OPTIONS

EF1
\$30

1" Extra Foam on Seat. If EF1 is selected, cannot use MF1 in addition.

MF1
\$50

1" Visco Elastic Memory Foam on Seat. If MF1 is selected, cannot use EF1 in addition.

BT
\$15

Replace Knob with Bolt (for B2 or S2 Controls Only)

aria

provides revolutionary comfort

GSA SIN # 33721

- Task, stool, conference and executive seating
- Suspension seat incorporates a flexible high-performance mesh with a molded high-density foam overlay
- Mid- or high-back models
- Height-adjustable lumbar optional
- Heavy duty multi-shift 24/7 optional (350 lb. rating)
- Warranted to 300 lbs.



CREATING ARIA MODEL NUMBER

MODEL NUMBERCONTROLARMSBACK MESH COLORGRADEBASECASTERSPACKAGINGOPTIONS

186-YA-M--BA--C--

FOR ARMLESS USE CODE A00 IF BASE AND CASTER MODEL NUMBERS ARE LEFT BLANK THEN STANDARD OPTION WILL BE ASSUMED

PACKAGING NOTES

CODE	DESCRIPTION	LIST UPCHARGE
AB	ASSEMBLED IN BAG	\$0
PAC	PARTIALLY ASSEMBLED IN CARTON	\$0
BAC	BACK ASSEMBLED IN CARTON	\$80

MODEL	CONTROL	DESCRIPTION	ARM	FABRIC/LEATHER	FEATURES	DIMENSIONS
1860	Y1	MID-BACK SIMPLE SYNCHRO TILT	A00	A873B1033C908D1068E1098F1098G1093L31023COL1073L41223L51383	<ul style="list-style-type: none">• Upright tilt lock• 3:1 back-to-seat tilt ratio• Center knob tension adjustment• 360° swivel• Pneumatic cylinder height adjustment	WIDTH: 26.5 DEPTH: 27.5 HEIGHT: 35.5-40.0 SEAT WIDTH: 21.0 SEAT DEPTH: 16.5 SEAT HEIGHT: 17.5-22.0 BACK WIDTH: 19.0 BACK HEIGHT: 18.5 COM: 1.0 YD COL: 13.0 SQ FT WEIGHT: 36.0 LB
			A6	1033106810981153120812481313118312331383		
			A8B/S	978101310431098115311931258112811781328		
			A10	983101810481103115811981263113311831333		
			A36	998103310631118117312131278114811981348		
				SEAT SLIDER (SS) - NOT AVAILABLE		
1860	Y3	MID-BACK FULL SYNCHRO TILT	A00	A933B968C998D1053E1108F1148G1213L31083COL1133L41283L51283	<ul style="list-style-type: none">• 3-position tilt lock• 2:1 back-to-seat tilt ratio• Center knob tension adjustment• 360° swivel• Pneumatic cylinder height adjustment	WIDTH: 26.5 DEPTH: 27.5 HEIGHT: 35.5-40.0 SEAT WIDTH: 21.0 SEAT DEPTH: 16.5 SEAT HEIGHT: 17.5-22.0 BACK WIDTH: 19.0 BACK HEIGHT: 18.5 COM: 1.0 YD COL: 13.0 SQ FT WEIGHT: 38.0 LB
			A6	1093112811581213126813081373124312931443		
			A8B/S	1038107311031158121312531318118812381388		
			A10	1043107811081163121812581323119312431393		
			A36	1058109311231178123312731338120812581408		
				SEAT SLIDER (SS) - NOT AVAILABLE		
1866	Y1	MID-BACK 10" STOOL SIMPLE SYNCHRO TILT	A00	A998B1033C1063D1118E1173F1213G1278L31148COL1198L41348L51508	<ul style="list-style-type: none">• Height-adjustable 20" diameter foot ring• Upright tilt lock• 3:1 back-to-seat tilt ratio• Center knob tension adjustment• 360° swivel• Pneumatic cylinder height adjustment	WIDTH: 26.5 DEPTH: 27.5 HEIGHT: 45.5-55.5 SEAT WIDTH: 21.0 SEAT DEPTH: 16.5 SEAT HEIGHT: 27.5-37.5 BACK WIDTH: 19.0 BACK HEIGHT: 18.5 COM: 1.0 YD COL: 13.0 SQ FT WEIGHT: 44.0 LB
			A6	1158119312231278133313731438130813581508		
			A8B/S	1103113811681223127813181383125313031453		
			A10	1108114311731228128313231388125813081458		
			A36	1123115811881243129813381403127313231473		
				SEAT SLIDER - NOT AVAILABLE		
1868	Y1	MID-BACK 8" STOOL SIMPLE SYNCHRO TILT	A00	A998B1033C1063D1118E1173F1213G1278L31148COL1198L41348L51508	<ul style="list-style-type: none">• Height-adjustable 20" diameter foot ring• Upright tilt lock• 3:1 back-to-seat tilt ratio• Center knob tension control• 360° swivel• Pneumatic cylinder height adjustment	WIDTH: 26.5 DEPTH: 27.5 HEIGHT: 40.5-48.5 SEAT WIDTH: 21.0 SEAT DEPTH: 16.5 SEAT HEIGHT: 22.5-30.5 BACK WIDTH: 19.0 BACK HEIGHT: 18.5 COM: 1.0 YD COL: 13.0 SQ FT WEIGHT: 43.0 LB
			A6	1158119312231278133313731438130813581508		
			A8B/S	1103113811681223127813181383125313031453		
			A10	1108114311731228128313231388125813081458		
			A36	1123115811881243129813381403127313231473		
				SEAT SLIDER - NOT AVAILABLE		

ARM OPTIONS



A6
\$160



A8B/S
\$105
A8B - Black
A8S - Silver



A10
\$110



A36
\$125

BASE OPTIONS

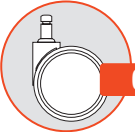


BA10B/P/S
\$110
BA10B - Black Powder Coat
BA10P - Polished
BA10S - Silver Powder Coat



BA11B
STD
BA11B - Black

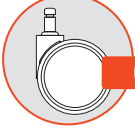
CASTER OPTIONS



C6
STD

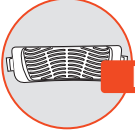


C6S
\$35



C7
\$35

ADDITIONAL OPTIONS



LB
\$30

MESH COLORS

M2	BLACK M21	GRAY M22	WHITE M23	GREEN M24
M2	RED M25	BLUE M26	ORANGE M27	AQUA M28

M4	LATTE M40	CLOUD M41	LEMON M42	APPLE M43	TANGERINE M44	CRIMSON M46
M4	LAGOON M47	ONYX M48	DOVE M49	AZURE M50	FEDERAL BLUE M51	WHITE WHISPER M52

aria

aria

provides revolutionary comfort

GSA SIN # 33721

- Task, stool, conference and executive seating
- Suspension seat incorporates a flexible high-performance mesh with a molded high-density foam overlay
- Mid- or high-back models
- Height-adjustable lumbar optional
- Heavy duty multi-shift 24/7 optional (350 lb. rating)
- Warranted to 300 lbs.



CREATING ARIA MODEL NUMBER

MODEL NUMBERCONTROLARMSBACK MESH COLORGRADEBASECASTERSPACKAGINGOPTIONS

18--A--M--BAY--C--

FOR ARMLESS USE CODE A00 IF BASE AND CASTER MODEL NUMBERS ARE LEFT BLANK THEN STANDARD OPTION WILL BE ASSUMED

PACKAGING NOTES

CODE	DESCRIPTION	LIST UPCHARGE
AB	ASSEMBLED IN BAG	\$0
PAC	PARTIALLY ASSEMBLED IN CARTON	\$0
BAC	BACK ASSEMBLED IN CARTON	\$80

MODEL	CONTROL	DESCRIPTION	ARM	FABRIC/LEATHER	FEATURES	DIMENSIONS																																																												
<div>1880</div> <div></div>	<div>Y1</div> <div></div>	<div>HIGH-BACK SIMPLE SYNCHRO TILT</div>	<div>A00</div> <div>A6</div> <div>A8B/S</div> <div>A10</div> <div>A36</div>	<table><tr><th>A</th><th>B/COM</th><th>C</th><th>D</th><th>E</th><th>F</th><th>G</th><th>L3/COL</th><th>L4</th><th>L5</th></tr><tr><td>923</td><td>958</td><td>988</td><td>1043</td><td>1098</td><td>1138</td><td>1203</td><td>1073</td><td>1123</td><td>1273</td></tr><tr><td>1083</td><td>1118</td><td>1148</td><td>1203</td><td>1258</td><td>1298</td><td>1363</td><td>1233</td><td>1283</td><td>1433</td></tr><tr><td>1028</td><td>1063</td><td>1093</td><td>1148</td><td>1203</td><td>1243</td><td>1308</td><td>1178</td><td>1228</td><td>1378</td></tr><tr><td>1033</td><td>1068</td><td>1098</td><td>1153</td><td>1208</td><td>1248</td><td>1313</td><td>1183</td><td>1233</td><td>1383</td></tr><tr><td>1048</td><td>1083</td><td>1113</td><td>1168</td><td>1223</td><td>1263</td><td>1328</td><td>1198</td><td>1248</td><td>1398</td></tr></table>	A	B/COM	C	D	E	F	G	L3/COL	L4	L5	923	958	988	1043	1098	1138	1203	1073	1123	1273	1083	1118	1148	1203	1258	1298	1363	1233	1283	1433	1028	1063	1093	1148	1203	1243	1308	1178	1228	1378	1033	1068	1098	1153	1208	1248	1313	1183	1233	1383	1048	1083	1113	1168	1223	1263	1328	1198	1248	1398	<ul style="list-style-type: none">• Upright tilt lock• 3:1 back-to-seat tilt ratio• Center knob tension adjustment• 360° swivel• Pneumatic cylinder height adjustment	<div>WIDTH: 26.5</div> <div>DEPTH: 27.5</div> <div>HEIGHT: 40.5-45.0</div> <div>SEAT WIDTH: 21.0</div> <div>SEAT DEPTH: 17.0-19.5</div> <div>SEAT HEIGHT: 17.5-22.5</div> <div>BACK WIDTH: 19.0</div> <div>BACK HEIGHT: 24.5</div> <div>COM: 1.0 YD</div> <div>COL: 13.0 SQ FT</div> <div>WEIGHT: 44.0 LB</div>
A	B/COM		C	D	E	F	G	L3/COL	L4	L5																																																								
923	958		988	1043	1098	1138	1203	1073	1123	1273																																																								
1083	1118		1148	1203	1258	1298	1363	1233	1283	1433																																																								
1028	1063		1093	1148	1203	1243	1308	1178	1228	1378																																																								
1033	1068	1098	1153	1208	1248	1313	1183	1233	1383																																																									
1048	1083	1113	1168	1223	1263	1328	1198	1248	1398																																																									
<div>1880</div> <div></div>	<div>Y4</div> <div></div>	<div>HIGH-BACK INTENSIVE SYNCHRO TILT</div>	<div>A00</div> <div>A6</div> <div>A8B/S</div> <div>A10</div> <div>A36</div>	<table><tr><th>A</th><th>B/COM</th><th>C</th><th>D</th><th>E</th><th>F</th><th>G</th><th>L3/COL</th><th>L4</th><th>L5</th></tr><tr><td>998</td><td>1033</td><td>1063</td><td>1118</td><td>1173</td><td>1213</td><td>1278</td><td>1148</td><td>1198</td><td>1348</td></tr><tr><td>1158</td><td>1193</td><td>1223</td><td>1278</td><td>1333</td><td>1373</td><td>1438</td><td>1308</td><td>1358</td><td>1508</td></tr><tr><td>1103</td><td>1138</td><td>1168</td><td>1223</td><td>1278</td><td>1318</td><td>1383</td><td>1253</td><td>1303</td><td>1453</td></tr><tr><td>1108</td><td>1143</td><td>1173</td><td>1228</td><td>1283</td><td>1323</td><td>1388</td><td>1258</td><td>1308</td><td>1458</td></tr><tr><td>1123</td><td>1158</td><td>1188</td><td>1243</td><td>1298</td><td>1338</td><td>1403</td><td>1273</td><td>1323</td><td>1473</td></tr></table>	A	B/COM	C	D	E	F	G	L3/COL	L4	L5	998	1033	1063	1118	1173	1213	1278	1148	1198	1348	1158	1193	1223	1278	1333	1373	1438	1308	1358	1508	1103	1138	1168	1223	1278	1318	1383	1253	1303	1453	1108	1143	1173	1228	1283	1323	1388	1258	1308	1458	1123	1158	1188	1243	1298	1338	1403	1273	1323	1473	<ul style="list-style-type: none">• Integrated seat slider• 4-position tilt lock• 5° forward tilt• Side knob tension adjustment• 2:1 back-to-seat tilt ratio• 360° swivel• Pneumatic cylinder height adjustment	<div>WIDTH: 26.5</div> <div>DEPTH: 27.5</div> <div>HEIGHT: 40.0-43.0</div> <div>SEAT WIDTH: 21.0</div> <div>SEAT DEPTH: 17.0-19.5</div> <div>SEAT HEIGHT: 18.5-21.5</div> <div>BACK WIDTH: 19.0</div> <div>BACK HEIGHT: 24.5</div> <div>COM: 1.0 YD</div> <div>COL: 13.0 SQ FT</div> <div>WEIGHT: 44.0 LB</div>
A	B/COM		C	D	E	F	G	L3/COL	L4	L5																																																								
998	1033		1063	1118	1173	1213	1278	1148	1198	1348																																																								
1158	1193		1223	1278	1333	1373	1438	1308	1358	1508																																																								
1103	1138		1168	1223	1278	1318	1383	1253	1303	1453																																																								
1108	1143	1173	1228	1283	1323	1388	1258	1308	1458																																																									
1123	1158	1188	1243	1298	1338	1403	1273	1323	1473																																																									
<div>1885</div> <div></div>	<div>Y1</div> <div></div>	<div>HIGH-BACK W/ HEADREST SIMPLE SYNCHRO TILT</div>	<div>A00</div> <div>A6</div> <div>A8B/S</div> <div>A10</div> <div>A36</div>	<table><tr><th>A</th><th>B/COM</th><th>C</th><th>D</th><th>E</th><th>F</th><th>G</th><th>L3/COL</th><th>L4</th><th>L5</th></tr><tr><td>1008</td><td>1043</td><td>1073</td><td>1128</td><td>1183</td><td>1223</td><td>1288</td><td>1158</td><td>1208</td><td>1358</td></tr><tr><td>1168</td><td>1203</td><td>1233</td><td>1288</td><td>1343</td><td>1383</td><td>1448</td><td>1318</td><td>1368</td><td>1518</td></tr><tr><td>1113</td><td>1148</td><td>1178</td><td>1233</td><td>1288</td><td>1328</td><td>1393</td><td>1263</td><td>1313</td><td>1463</td></tr><tr><td>1118</td><td>1153</td><td>1183</td><td>1238</td><td>1293</td><td>1333</td><td>1398</td><td>1268</td><td>1318</td><td>1468</td></tr><tr><td>1133</td><td>1168</td><td>1198</td><td>1253</td><td>1308</td><td>1348</td><td>1413</td><td>1283</td><td>1333</td><td>1483</td></tr></table>	A	B/COM	C	D	E	F	G	L3/COL	L4	L5	1008	1043	1073	1128	1183	1223	1288	1158	1208	1358	1168	1203	1233	1288	1343	1383	1448	1318	1368	1518	1113	1148	1178	1233	1288	1328	1393	1263	1313	1463	1118	1153	1183	1238	1293	1333	1398	1268	1318	1468	1133	1168	1198	1253	1308	1348	1413	1283	1333	1483	<ul style="list-style-type: none">• Upright tilt lock• 3:1 back-to-seat tilt ratio• Center knob tension adjustment• 360° swivel• Pneumatic cylinder height adjustment	<div>WIDTH: 26.5</div> <div>DEPTH: 27.5</div> <div>HEIGHT: 47.0-53.5</div> <div>SEAT WIDTH: 21.0</div> <div>SEAT DEPTH: 17.0-19.5</div> <div>SEAT HEIGHT: 17.5-22.0</div> <div>BACK WIDTH: 19.0</div> <div>BACK HEIGHT: 24.5</div> <div>COM: 1.0 YD</div> <div>COL: 13.0 SQ FT</div> <div>WEIGHT: 44.0 LB</div>
A	B/COM		C	D	E	F	G	L3/COL	L4	L5																																																								
1008	1043		1073	1128	1183	1223	1288	1158	1208	1358																																																								
1168	1203		1233	1288	1343	1383	1448	1318	1368	1518																																																								
1113	1148		1178	1233	1288	1328	1393	1263	1313	1463																																																								
1118	1153	1183	1238	1293	1333	1398	1268	1318	1468																																																									
1133	1168	1198	1253	1308	1348	1413	1283	1333	1483																																																									
<div>1885</div> <div></div>	<div>Y4</div> <div></div>	<div>HIGH-BACK W/ HEADREST INTENSIVE SYNCHRO TILT</div>	<div>A00</div> <div>A6</div> <div>A8B/S</div> <div>A10</div> <div>A36</div>	<table><tr><th>A</th><th>B/COM</th><th>C</th><th>D</th><th>E</th><th>F</th><th>G</th><th>L3/COL</th><th>L4</th><th>L5</th></tr><tr><td>1083</td><td>1118</td><td>1148</td><td>1203</td><td>1258</td><td>1298</td><td>1363</td><td>1233</td><td>1283</td><td>1433</td></tr><tr><td>1243</td><td>1278</td><td>1308</td><td>1363</td><td>1418</td><td>1458</td><td>1523</td><td>1393</td><td>1443</td><td>1593</td></tr><tr><td>1188</td><td>1223</td><td>1253</td><td>1308</td><td>1363</td><td>1403</td><td>1468</td><td>1338</td><td>1388</td><td>1538</td></tr><tr><td>1193</td><td>1228</td><td>1258</td><td>1313</td><td>1368</td><td>1408</td><td>1473</td><td>1343</td><td>1393</td><td>1543</td></tr><tr><td>1208</td><td>1243</td><td>1273</td><td>1328</td><td>1383</td><td>1423</td><td>1488</td><td>1358</td><td>1408</td><td>1558</td></tr></table>	A	B/COM	C	D	E	F	G	L3/COL	L4	L5	1083	1118	1148	1203	1258	1298	1363	1233	1283	1433	1243	1278	1308	1363	1418	1458	1523	1393	1443	1593	1188	1223	1253	1308	1363	1403	1468	1338	1388	1538	1193	1228	1258	1313	1368	1408	1473	1343	1393	1543	1208	1243	1273	1328	1383	1423	1488	1358	1408	1558	<ul style="list-style-type: none">• Integrated seat slider• 4-position tilt lock• 5° forward tilt• Side knob tension adjustment• 2:1 back-to-seat tilt ratio• 360° swivel• Pneumatic cylinder height adjustment	<div>WIDTH: 26.5</div> <div>DEPTH: 27.5</div> <div>HEIGHT: 46.0-51.0</div> <div>SEAT WIDTH: 21.0</div> <div>SEAT DEPTH: 17.0-19.5</div> <div>SEAT HEIGHT: 17.5-22.0</div> <div>BACK WIDTH: 19.0</div> <div>BACK HEIGHT: 24.5</div> <div>COM: 1.0 YD</div> <div>COL: 13.0 SQ FT</div> <div>WEIGHT: 44.0 LB</div>
A	B/COM		C	D	E	F	G	L3/COL	L4	L5																																																								
1083	1118		1148	1203	1258	1298	1363	1233	1283	1433																																																								
1243	1278		1308	1363	1418	1458	1523	1393	1443	1593																																																								
1188	1223		1253	1308	1363	1403	1468	1338	1388	1538																																																								
1193	1228	1258	1313	1368	1408	1473	1343	1393	1543																																																									
1208	1243	1273	1328	1383	1423	1488	1358	1408	1558																																																									

MESH COLORS

M2	BLACK M21	GRAY M22	WHITE M23	GREEN M24
M2	RED M25	BLUE M26	ORANGE M27	AQUA M28

M4	LATTE M40	CLOUD M41	LEMON M42	APPLE M43	TANGERINE M44	CRIMSON M46
M4	LAGOON M47	ONYX M48	DOVE M49	AZURE M50	FEDERAL BLUE M51	WHITE WHISPER M52

36

37

aria

bella

name your game, bella is ready to play

NESTING

GSA SIN # 33721

- Multi-purpose seating, including stacking, nesting, task and task stool models
- Perfect for collaborative, meeting, training and break room spaces
- Plastic, upholstered or mesh back options
- Warranted to 300 lbs.



CREATING BELLA MODEL NUMBER

MODEL NUMBER

13

-

CONTROL

GT

-

ARMS

A

-

FRAME COLOR

F

-

UPHOLSTERY

M1

-

MESH COLOR

1

-

PLASTIC COLOR

P

-

CASTERS

C5

-

PACKAGING

*FOR ARMLESS USE CODE A00

*ONLY SELECT FOR MODEL 1370

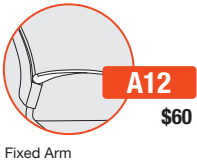
PACKAGING NOTES

CODE	DESCRIPTION	LIST UPCHARGE
AB	ASSEMBLED IN BAG	\$0
AC	ASSEMBLED IN CARTON	\$0

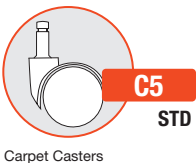
BELLA NESTING CHAIRS SHIP UP TO 2 PER CARTON

MODEL	CONTROL	DESCRIPTION	ARM	PLASTIC	FEATURES	ARMLESS	W/ ARMS
1320	GT	PLASTIC BACK & PLASTIC SEAT - AP Guest nesting	A00 A12	P 402 462	<ul style="list-style-type: none">Flip-up seat for nesting and compact storageArmless or armed	WIDTH: 21.0 DEPTH: 26.0 HEIGHT: 33.0 SEAT WIDTH: 18.0 SEAT DEPTH: 16.0 SEAT HEIGHT: 18.0 BACK WIDTH: 19.0 BACK HEIGHT: 17.5 COM: N/A WEIGHT: 19.0 LB	25.0 26.0 33.0 18.0 16.0 18.0 19.0 17.5 N/A 22.0 LB
1370	GT	MESH BACK & PLASTIC SEAT - AP Guest nesting	A00 A12	P 467 527	<ul style="list-style-type: none">Flip-up seat for nesting and compact storageArmless or armedSix mesh colors in black plastic	WIDTH: 21.0 DEPTH: 26.0 HEIGHT: 33.0 WIDTH: 18.0 SEAT DEPTH: 16.0 SEAT HEIGHT: 18.0 BACK WIDTH: 19.0 BACK HEIGHT: 17.5 COM: N/A WEIGHT: 19.0 LB	25.0 26.0 33.0 18.0 16.0 18.0 19.0 17.5 N/A 22.0 LB
1320	GT	PLASTIC BACK & UPHOLSTERED SEAT - US Guest nesting	A00 A12	A 461 B/COM 486 C 516 D 556 E 601 F 651 G 711 521 546 576 616 661 711 771	<ul style="list-style-type: none">Flip-up seat for nesting and compact storageArmless or armed	WIDTH: 21.0 DEPTH: 26.0 HEIGHT: 33.0 SEAT WIDTH: 18.0 SEAT DEPTH: 16.0 SEAT HEIGHT: 18.5 BACK WIDTH: 19.0 BACK HEIGHT: 17.5 COM: 0.7 YD WEIGHT: 21.0 LB	25.0 26.0 33.0 18.0 16.0 18.5 19.0 17.5 0.7 YD 24.0 LB
1370	GT	MESH BACK & UPHOLSTERED SEAT - US Guest nesting	A00 A12	A 526 B/COM 551 C 581 D 621 E 666 F 716 G 776 586 611 641 681 726 776 836	<ul style="list-style-type: none">Flip-up seat for nesting and compact storageArmless or armedSix mesh colors in black plastic	WIDTH: 21.0 DEPTH: 26.0 HEIGHT: 33.0 SEAT WIDTH: 18.0 SEAT DEPTH: 16.0 SEAT HEIGHT: 18.5 BACK WIDTH: 19.0 BACK HEIGHT: 17.5 COM: 0.7 YD WEIGHT: 21.0 LB	25.0 26.0 33.0 18.0 16.0 18.5 19.0 17.5 0.7 YD 24.0 LB
1320	GT	UPHOLSTERED BACK & UPHOLSTERED SEAT - UP Guest nesting	A00 A12	A 521 B/COM 551 C 581 D 636 E 686 F 731 G 796 581 611 641 696 746 791 856	<ul style="list-style-type: none">Flip-up seat for nesting and compact storageArmless or armed	WIDTH: 21.0 DEPTH: 26.0 HEIGHT: 33.0 SEAT WIDTH: 18.0 SEAT DEPTH: 16.0 SEAT HEIGHT: 18.5 BACK WIDTH: 19.0 BACK HEIGHT: 17.5 COM: 0.7 YD WEIGHT: 24.0 LB	25.0 26.0 33.0 18.0 16.0 18.5 19.0 17.5 0.7 YD 27.0 LB

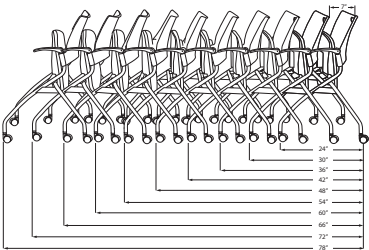
ARM OPTIONS



CASTER OPTIONS



NESTING FOOTPRINT



CAUTION: Careless nesting of chairs may scratch and damage frames

FRAME COLORS*

BLACK BF	SILVER SF
-------------	--------------

MESH COLORS

M1	BLACK M11	GRAY M12	SILVER M13	M1 MESH NC
-----------	--------------	-------------	---------------	-----------------------

PLASTIC COLORS*

BLACK SWAN P01	WHITE WHISPER P05	FEDERAL BLUE P11	CRIMSON RED P12	LEMON YELLOW P13	DOVE GRAY P14
CLOUD GRAY P15	LAGOON BLUE P16	APPLE GREEN P17	TANGERINE ORANGE P18	LATTE P19	AZURE BLUE P20

(BACK AND SEAT)
*Mesh back frame is P01 Black Swan.

Careless stacking of chairs may scratch and damage frames. Due to the nature of vinyl upholstery, stacking may cause impressions on the seat. 9to5 Seating does not warrant the effects of the stacking on vinyl upholstery.

*Black and Silver frame colors available as ExpressShip.