



PIROUETTE® TABLES

PRICE LIST

April 9, 2014

Updated March 31, 2023

800.424.2432



Pirouette® Tables	
General Information-Pattern Electrical	3
General Information-Height Adjustable	5
Product Color Options	8
Pirouette® Tables - Fixed Height Base	
Fixed Top-Rectangular-29" High (Training)	9
Fixed Top-Rectangular-29" High (Collaborative)	13
Fixed Top-Rectangular-29" High (Conference)	14
Fixed Top-Rectangular-36" High (Counter Height)	20
Fixed Top-Rectangular-42" High (Cafe Height)	22
Fixed Top-Chevron-29" High (Standard Height)	24
Fixed Top-Chevron-36" High (Counter Height)	26
Fixed Top-Chevron-42" High (Cafe Height)	28
Fixed Top-Double Chevron-29" High (Standard Height)	30
Fixed Top-Double Chevron-29" High (Conference)	32
Fixed Top-Guitar Pick-29" High (Standard Height)	36
Fixed Top-Square-29" High (Standard Height)	37
Fixed Top-Square-36" High (Counter Height)	38
Fixed Top-Square-42" High (Cafe Height)	39
Fixed Top-Round-29" High (Standard Height)	40
Fixed Top-Round-36" High (Counter Height)	41
Fixed Top-Round-42" High (Cafe Height)	42
Fixed Top-Scale Up-29" High (Standard Height)	43
Fixed Top-Half Round-29" High (Standard Height)	44
Fixed Top-Trapezoid-29" High (Standard Height)	45
Nesting Top-Rectangular-29" High (Training)	46
Nesting Top-Rectangular-29" High (Collaborative)	48
Nesting Top-Rectangular-36" High (Counter Height)	49
Nesting Top-Rectangular-42" High (Cafe Height)	50
Nesting Top-Chevron-29" High (Standard Height)	51
Nesting Top-Chevron-36" High (Counter Height)	53
Nesting Top-Chevron-42" High (Cafe Height)	54
Nesting Top-Double Chevron-29" High (Standard Height)	55
Nesting Top-Round-29" High (Standard Height)	57
Nesting Top-Scale Up-29" High (Standard Height)	58
Nesting Top-Half Round-29" High (Standard Height)	59
Nesting Top-Trapezoid-29" High (Standard Height)	60
Pirouette® Tables w/Single Circuit Electrical - Fixed Height Base	
Fixed Top-Rectangular-29" High (Training)	61
Fixed Top-Rectangular-36" High (Counter Height)	66
Fixed Top-Rectangular-42" High (Cafe Height)	70
Fixed Top-Chevron-29" High (Standard Height)	74
Fixed Top-Chevron-36" High (Counter Height)	76
Fixed Top-Chevron-42" High (Cafe Height)	78
Fixed Top-Scale Up-29" High (Standard Height)	80
Nesting Top-Rectangular-29" High (Training)	81
Nesting Top-Rectangular-36" High (Counter Height)	85
Nesting Top-Rectangular-42" High (Cafe Height)	89
Nesting Top-Chevron-29" High (Standard Height)	93
Nesting Top-Chevron-36" High (Counter Height)	95
Nesting Top-Chevron-42" High (Cafe Height)	97
Nesting Top-Scale Up-29" High (Standard Height)	99
Pirouette® HA Tables - Pneumatic Adjustable Height Base	
Fixed Top-Rectangular	100
Fixed Top-Chevron	101
Pirouette® HA Tables - Screw Adjustable Height Base	
Fixed Top-Rectangular	102
Fixed Top-Chevron	103
Pirouette® HA Tables - Pneumatic Adjustable Height Base	
Nesting Top-Rectangular	104
Nesting Top-Chevron	105
Pirouette® HA Tables - Screw Adjustable Height Base	
Nesting Top-Rectangular	106
Nesting Top-Chevron	107
Pirouette® Tables	
Accessories	108



PRODUCT SPECIFICATIONS

Pirouette® Tables

Tables with Pattern™ Electrical, Power Modules with 3-Prong Plug or No Power

March 2023

TECHNICAL SPECIFICATIONS

Tabletops

Standard tabletops are nominal 1 1/4" overall thickness with .030" thick high-pressure laminate top surface and .028" phenolic backer (bottom surface). The density of the core in standard tops is 45 lb/cu ft. particleboard. Pirouette table is available with the 2 mm (74P) edge.

Flipping/Nesting Table Frame

The framework for table support and flipping/nesting operation consists of 30 mm x 50 mm x 3 mm thick wall steel tubing, with 4 mm thick formed steel support hubs welded to the tubes for mounting the legs. A 3 mm formed steel table support bracket is attached to the beam and hub structure using a 10 mm diameter steel pivot pin. # 12 x 1 3/4" Phillips wood screws attach the framework brackets to the tabletop. A 9.9 mm steel hex rod connects the latch mechanism and is connected to a nylon release paddle on either end of the table base. The table latch release handle is actuated by squeezing the paddle on either end to the underside of the tabletop. Pulling upward raises the tabletop for nesting storage.

To lower the table, grasp the top center of the tabletop edge and lower the surface to allow the latches to engage once the surface is down. All hinge pins for the flipping mechanism are zinc plated steel. Hinge pin spacers are molded nylon. The framework is shipped separately, ready to be assembled to the tabletop and legs.

Leg Assemblies

Flipping/Nesting Table

The leg assembly consists of one right-hand leg and one left-hand leg, with three leg depth options. One depth fits 18" deep tables; one fits 24" and 30" deep tables; the other fits 36" deep tables. Leg height is fixed to provide 29" high tabletop height. An ADA table height of 32" is accomplished using 3" leg extensions threaded into the bottom of the leg. Café height of 36" and standing height of 42" are also available. Leg construction consists of 2.2" diameter, .10" thick wall steel tubing with a 4 mm thick steel pivot plate welded to it. The feet consist of two 4 mm thick blades welded to the leg tube. The blade covers are aluminum die cast, attached with self-tapping metal screws. The leg assemblies are bolted to the table frame structure using two M12 x 25 mm flat head bolts. Leg assemblies ship with blade covers installed but casters or glides must be installed upon assembly. A hardware kit is shipped with the base that consists of a cover that must be installed after the leg assembly to prevent access to the pivot mechanism.

Fixed T-Base Table

Three T-base leg depths are available. One depth fits 18" deep tables; one fits 24" and 30" deep tables; the other fits 36" deep tables. Leg height is fixed to provide 29" high tabletop height. An ADA table height of 32" is accomplished using 3" leg extensions threaded into the bottom of the leg. Café height of 36" and standing height of 42" are also available. Leg construction consists of 2.2" diameter, .10" thick wall steel tubing with a 5 mm thick steel plate welded to it. The feet consist of two 4 mm thick blades welded to the leg tube. The blade covers are aluminum die cast, attached with self-tapping metal screws. The leg assemblies are attached to the tabletops using # 12 x 1" screws. Leg assemblies ship with blade covers installed but casters or glides must be installed upon assembly.

Fixed TT-Base Table

Some larger fixed leg tables use a T or TT-base style leg. Available standard in one depth of 38" to fit 42" and 48" deep tables. Leg height is fixed to provide only 29" high tabletop height. ADA table height of 32" is accomplished using 3" leg extensions threaded into the bottom of the leg. Leg construction consists of 2.2" diameter, .10" thick wall steel tubing with a 5 mm thick steel plate welded to it. The feet consist of two 4 mm thick blades welded to two leg tubes separated by a 1" x 2" welded steel cross tube, and the blade covers are aluminum die cast attached with self-tapping metal screws. The leg assemblies are attached to the tabletop using # 12 x 1" screws. Leg assemblies ship with blade covers installed but casters or glides must be installed upon assembly.



TECHNICAL SPECIFICATIONS

Fixed C-Base

Some shaped tables use three or four C-base style legs. Available standard in one length of 14". Leg height is fixed to provide only 29" high tabletop height. ADA table height of 32" is accomplished using 3" leg extensions threaded into the bottom of the leg. Leg construction consists of 2.2" diameter, .10" thick wall steel tubing with a 5 mm thick steel plate welded to it. The foot consist of one 4 mm thick blade welded to the leg tube, and the blade covers are aluminum die cast attached with self-tapping metal screws. The leg assemblies are attached to the tabletop using # 12 x 1" screws. Leg assemblies ship with blade covers installed but casters or glides need to be installed upon assembly.

Fixed X-Base

Some round and square shaped tables use X-base style legs. Available in a standard 28" x 28" style foot configuration. 29", 36" and 42" tabletop height configurations are available on various sizes. Leg construction consists of 3" diameter, .10" thick wall steel tubing with a 5 mm thick steel plate welded to it. The foot consist of one 4 mm thick blade welded to the leg tube, and the blade covers are aluminum die cast attached with self-tapping metal screws. The leg assemblies are attached to the tabletop using # 12 x 1" screws. Leg assemblies ship with blade covers installed but casters or glides need to be installed upon assembly.

Casters and Glides

Each table includes either glides or casters. Each table with casters will include two-wheel locking casters. Casters are made of molded nylon and are two-tone Starlight Silver and black. Glides are made of molded nylon and are two-tone black and white. Glides and casters are interchangeable without changing table height. Caster wheels are a minimum of 2.44" (62 mm) diameter. Caster wheel treads are medium hard (75 max Shore A) for easy mobility on carpet or hard floors. Glides have a smooth convex bottom surface for mobility. 2 3/4" diameter black nylon glides are optional. Glides have 1" of telescoping height adjustment that adjusts table height from 28 1/2" to 29 1/2". Steel 1/2" threaded stems attach the glides to legs. Casters and glides ship unassembled.

Ganging Mechanism

After installation of pegs, no tools are required to join tables together. Tabletops are pre-drilled for placement of ganging pegs. Two gangers and six pegs are included in each kit. If table is specified with power modules for Pattern™, two gangers, eight pegs and all mounting screws are included in the kit. One kit per table joint is required. All ganging accessories are included for tables with Pattern electrical. Field installed. Gangers are self-storing under the table when not in use. Ganging kits are ordered separately for all other table models.

Vertical Leg Wire Management

A color matched extrusion made of aluminum "snaps" to the Pirouette leg, managing cables and wires exiting power modules or through standard grommets installed on the tabletop. The extrusion is 12" long. Vertical wire managers are included when power options are ordered.

Wire Trough

The wire trough is a cord management accessory that is provided with the Pirouette table if Pattern components are specified with the order. If the Pirouette table is specified with any 3-prong plug module unit, then a wire trough must be ordered separately. Constructed of 18-gauge steel with a powder-coated finish in all KI standard finishes. Screws are provided for attachment to the underside of the tabletop, and tops are pre-drilled for wire trough locations. Provides multiple access holes to feed wires, and includes cutouts for installation of additional Pattern snap-in RPT power modules.

Velcro® Wire Management

The Velcro wire manager is constructed of 2" x 4 1/2" Velcro hook and loop material. The wire manager is provided with adhesive backing and screws for attachment to the underside of the top. Tops are pre-drilled for locating wire managers, but a wire manager may be applied in any convenient location. Two or five Velcro wire managers are included when Pattern power modules are ordered, and wire clips are provided when power modules with 3-prong plugs are ordered. Field installed.



TECHNICAL SPECIFICATIONS

Grommets

Flip-Top Grommets for Dean® & Nacre® Power Modules

Flip-top grommets are surface-mounted covers, constructed of 18-gauge steel. Grommets have a flip-up receding door and are identical in cutout size to the Nacre or Dean power modules listed below, which allows for retrofitting corresponding power modules at a later date. One grommet ships per table, which is located in the center of the tops. Two grommets ship per conference table, which are located near the center of the tops. Grommets are finished with powder-coat paint and available in all KI paint colors. The flip-up door is designed to allow cords to remain routed through the opening while it is closed and allows for more cord routing space when the flip-up door is opened. Field installed.

Circular Grommet for Node® Power Module

The Node circular grommet is an open top, surface-mounted grommet constructed of aluminum. The overall diameter of 3.15" fits into a 3" diameter cutout in the surface. One grommet ships per table, which is located in the center of the tops. Two grommets ship per conference table, which are located near the center of the tops. Grommets are finished with powder-coat paint and available in all KI paint colors. Not available in chrome. Field installed.

Power Modules

Dean In-Surface Power Module

Dean In-Surface power module consists of two simplex receptacle ports (rated at 15 amps/125 volts), one USB-A port and one USB-C port, 2 amps per port, and one data jack opening. The module can be modified to fit various brand jacks. Data tree ships with Dean in-surface power modules. Data connectors are not supplied with the module and are purchased by the customer. The Dean in-surface module is 8.12" long by 2.31" wide by 2.5" high and fits securely into a 7.81" x 1.93" cutout. Module is mechanically attached to the worksurface with screws from the underside. The module has a molded plastic faceplate with steel trim and an aluminum housing. Modules comes standard with either 9' or 15' cord with a 3-prong plug, or a 20" cord with a Pattern™ connector. A 40" cord option is available for larger conference tables with two power modules. Dean power module is rated at 15 amps/120 volts and is UL listed.

Dean Clamp-On Power Module

Dean clamp-on power module consists of two simplex receptacle ports (rated at 15 amps/125 volts), one USB-A and one USB-C port, 2 amps per port. Dean clamp-on module is 5.50" long by 3.06" wide by 3.38" high. The module has a smooth molded plastic faceplate with an anodized aluminum housing. Clamp-on mounting style positions the module at a right angle to the worksurface and uses two thumb screws for attachment, without the need for table cutouts. Clamp is 3" wide, extends 1¾" onto edge of surface and can accommodate a maximum surface thickness of 1½". Modules come standard with either 3', 9' or 15' cord with a 3-prong plug, or a 40" cord with a Pattern connector. Dean power module is rated at 15 amps/120 volts and is UL listed.

Nacre Pop-Up In-Surface Module

Nacre Pop-Up In-Surface consists of two simplex receptacle ports (rated at 15 amps/125 volts), one USB-A port and one USB-C port, 2 amps per port, and one data jack opening. The module can be modified to fit various brand jacks. Data tree ships with Nacre power modules. Data connectors are not supplied with the module and are purchased by the customer. Nacre is 7.25" long by 3.31" wide by 2.92" high and fits securely into a 6.94" x 3" cutout with .38" radius corners. The module is made of molded plastic. The module is a pop-up design with a dampened spring-loaded mechanism to allow the unit to smoothly open for use and close smoothly when not in use. Modules come standard with either 9' or 15' cord with a 3-prong plug, or a 20" cord with a Pattern connector. A 40" cord option is available for larger conference tables with two power modules. Nacre power module is rated at 15 amps/120 volts and is UL listed.

Dubbel™ Undersurface Power Module

Dubbel undersurface module consists of two simplex receptacle ports (rated at 15 amps/125 volts), one USB-A port and one USB-C port, 2 amps per port. Dubbel is 7.63" wide by 1.75" tall by 5.25" deep. The module is made of molded plastic and secures under the worksurface with two 5/16 x 2" Phillips round-head screws. Modules come standard with either 3', 9' or 15' cord with a 3-prong plug, or a 40" cord with a Pattern connector. Dubbel power module is rated at 15 amps/120 volts and is UL listed.

TECHNICAL SPECIFICATIONS

Node® In-Surface Power Module

Node In-Surface power module consists of one simplex receptacle port (rated at 15 amps/125 volts), includes one USB-A port , and one USB-C port, 2 amps per port. Node is 3.38" in diameter by 3.30" tall fits and securely into a 3" diameter cutout. The module housing is made of plastic with a powder-coat painted aluminum faceplate. Modules come standard with either 9' or 15' cord with a 3-prong plug, or a 20" or 40" cord with a Pattern connector. Node power module is rated at 15 amps/120 volts and is UL listed.

Snap-In RPT Power Module

Snap-In RPT module is only available for use with Pattern™ electrical system. Snap-in module consists of two simplex receptacle ports (rated at 15 amps/125 volts). Snap-in RPT fits securely in user facing cutouts located on the wire trough, mounted under the table. Modules comes standard with a 20" or 40" pattern connector, rated at 15 amps/120 volts and is UL listed.

Pattern Electrical System

Select Pirouette table models can be configured with Pattern electrical system. The Pattern electrical system is ETL Listed, evaluated to safety standard UL 962A (USA) and CAN/CSA-C22.2 No. 308 (Canada). It allows for a maximum up to ten distribution blocks and up to 50' of power jumpers from the power infeed (in either direction), whichever comes first. Pattern allows up to eighteen power modules depending on table width, and connects to one 15-amp power supply cord (power infeed). Pattern is a non-sequential system and the infeed is compatible with ground fault interrupter (GFI/GFCI) outlets. Power modules for Pattern are specified as an option on Pirouette tables.

Pattern Power Distribution Blocks

Pattern power distributions blocks are standalone connectors, each containing four port locations. Distribution blocks are included with appropriate power jumper and power infeed kits, so do not need to be ordered separately. Distribution blocks bring the power infeed, power jumpers, and power modules together and allow power to be efficiently supplied to each table. Two distribution block types are included with the Pattern system, grey and white.

Pattern Table-to-Table Power Jumper Kits

Pattern table-to-table jumper power kits come with one grey distribution block and an appropriately sized power jumper. Jumpers are nonsequential and are keyed on each end to connect between distribution blocks. Table-to-table power jumper kits are ordered separately, according to layout configuration.

Pattern Power Infeed Kits

The Pattern power infeed kit must be ordered separately. Site configurations vary and will affect the number of power infeeds required. The number and size of tables, as well as the number of receptacles per table and amperage needs in each ganging configuration will determine the number of power infeed kits required at any given installation. Infeeds can be installed anywhere in the run.

Kit comes with one grey Pattern power distribution block, one 12" power jumper, one white Pattern power distribution block and Pattern power infeed cord. Power infeed consists of a 15-amp plug on one end of the 108" cord and a keyed connector at the opposite end of the cord. A Pattern quick-release tool is also included to assist with disconnecting connector ends from distribution blocks.

Polyester Felt Modesty Panel

Polyester felt modesty panels are constructed from a sound-absorbing, 100% polyester felt. The panels have a density of 0.5 lb/ft² and is sound absorbing tested to ASTM C423 with an NRC rating of .44 when using no air gap (A Mount testing method) and an NRC rating of .81" with 2" air gap. The polyester felt is in accordance with ASTM-E84 and achieve a Class A Flame Spread. Standard sizes are 9¼" high by 28½", 34½", 40½", 46½", 52½", 58½", 64½", and 70½" wide.

Mounting Hooks

The mounting hooks are 18-gauge steel and attach underneath the tabletop using two steel screws. Panels 28½", 34½", 40½" and 46½" wide use two hooks per panel. Panels 52½", 58½", 64½" and 70½" wide use three hooks per panel.



PRODUCT SPECIFICATIONS

Pirouette® HA Tables
Screw-Adjustable & Pneumatic-Adjustable Height

March 2023

TECHNICAL SPECIFICATIONS

Tabletops

Standard tabletops are nominal 1 1/4" overall thickness with .030" thick high-pressure laminate top surface and .028" phenolic backer (bottom surface). The density of the core in standard tops is 45 lb/cu ft. particleboard. Pirouette table is available with the 2 mm (74P) edge.

Table Frames

Flipping & Nesting Base

The framework for table support and flipping/nesting mechanism consists of a set of steel hinge mechanisms which allow the top to be flipped vertical, allowing the table to be nested with a mating table. A 4 mm thick formed steel lower table support hinged using a 10 mm steel pin with a 3 mm thick worksurface mounting plate. A 9.9 mm steel hex rod joins the latch mechanisms and is connected to a nylon release paddle on each end of the table base. The tabletop lock paddle is actuated by pulling the paddle up on either end of the tabletop. Pulling upward rotates the tabletop for nesting storage. To lower the table, grasp the top center of the tabletop edge and rotate the surface down until the latches engage when the surface is horizontal. All hinge pins for the flipping mechanism are zinc plated steel. Hinge pin spacers are molded nylon. The framework is shipped separately, ready to be assembled to the tabletop and legs. #12 x 1 1/2" Phillips wood screws attach the framework to the to the tabletop.

Fixed-Top Base

The table support framework for the fixed-top, non-nesting table consists of a pair of 7-gauge formed steel enclosures. The steel enclosures are welded directly to the 1 3/4" diameter, 14-gauge upper leg tube for both the pneumatic and screw adjustable-height versions. Each plate is attached to the tabletop using four #12 x 1" screws.

Leg Assemblies

Pneumatic-Adjustable Height Leg (Nesting-Top Base)

An 11-gauge steel leg support bracket is welded to the 1 3/4" diameter, 14-gauge upper leg tube. The lower leg structure consists of 4 mm steel feet welded to a 2 1/4" diameter, 14-gauge steel vertical tube. The inner leg tube is supported in the lower leg tube by a set of Delrin glide bushings. Housed inside each leg tube is a pneumatic cylinder which includes a locking feature to prevent vertical movement when any force is applied to the worksurface and the cylinder is not actuated. Each leg assembly is attached to the mechanism using four total 1/4 -20 x 5/8" Torx head (T-30) thread forming screws. The legs are joined by a 1 1/4" by 2", 14-gauge rectangular steel tube cross-brace bar that is secured in place with six total 1/4 -20 x 5/8" Torx head (T-30) thread forming screws. Leg assemblies ship with foot covers installed, but casters or glides must be installed upon assembly.

On Pneumatic-adjustable height tables, the tabletop adjusts up and down between 29" and 44" from the floor by activating a pneumatic cylinder using a lever located under the user side of the worksurface. The table's recommended weight load is 20 lb or less.

Pneumatic-Adjustable Height Leg (Fixed-Top Base)

An 11-gauge steel leg support bracket is welded to the 1 3/4" diameter, 14-gauge upper leg tube. The lower leg structure consists of 4 mm steel feet welded to a 2 1/4" diameter, 14-gauge steel outer vertical tube. The inner leg tube is supported in the lower leg tube by a set of Delrin glide bushings. Housed inside each leg tube is a pneumatic cylinder which includes a locking feature to prevent vertical movement when any force is applied to the worksurface and the cylinder is not actuated. Each leg assembly is attached to the mechanism using four total 1/4 -20 x 5/8" Torx head (T-30) thread forming screws. The legs are joined by a 1 1/4" by 2", 14-gauge rectangular steel tube cross-brace bar that is secured in place with six total 1/4 -20 x 5/8" Torx head (T-30) thread forming screws. Leg assemblies ship with foot covers installed, but casters or glides must be installed upon assembly.

On Pneumatic-adjustable height tables, the tabletop adjusts up and down between 29" and 44" from the floor by activating a pneumatic cylinder using a lever located under the user side of the worksurface. The table's recommended weight load is 20 lb or less.



TECHNICAL SPECIFICATIONS

Leg Assemblies (cont.)

Screw-Adjustable Height Leg (Nesting-Top Base)

An 11-gauge steel leg support bracket is welded to the 1 3/4" diameter, 14-gauge upper leg tube. The lower leg structure consists of 4 mm steel feet welded to a 2 1/4" diameter, 14-gauge steel outer vertical tube. The inner leg tube is supported in the lower, outer leg tube by a set of Delrin glide bushings. The inner tube contains a set of threaded adjustment holes spaced 1" apart which mate up with two holes on the outer leg. By removing the 1/4-20 x 1/2" locking screws, the tabletop height may be adjusted in 1" increments. Each leg assembly is attached to the mechanism using four total 1/4 -20 x 5/8" Torx head (T-30) thread forming screws. The legs are joined by a 1 1/4" by 2", 14-gauge rectangular steel tube cross-brace bar that is secured in place with six total 1/4 -20 x 5/8" Torx head (T-30) thread forming screws. Leg assemblies ship with foot covers installed, but casters or glides must be installed upon assembly.

On screw-adjustable height tables, the top of the tabletop adjusts up and down between 29" and 44" from the floor by manually removing the two locking set screws located on the inside of each leg below the lower cross-brace, and adjusting the top up or down in 1" increments, then replacing the locking set screws.

Screw-Adjustable Height Leg (Fixed-Top Base)

An 11-gauge steel leg support bracket is welded to the 1 3/4" diameter, 14-gauge upper leg tube. The lower leg structure consists of 4 mm steel feet welded to a 2 1/4" diameter, 14-gauge steel outer vertical tube. The inner leg tube is supported in the lower, outer leg tube by a set of Delrin glide bushings. The inner tube contains a set of threaded adjustment holes spaced 1" apart which mate up with two holes on the outer leg. By removing the 1/4-20 x 1/2" locking screws, the tabletop height may be adjusted in 1" increments. Each leg assembly is attached to the mechanism using four total 1/4 -20 x 5/8" Torx head (T-30) thread forming screws. The legs are joined by a 1 1/4" by 2", 14-gauge rectangular steel tube cross-brace bar that is secured in place with six total 1/4 -20 x 5/8" Torx head (T-30) thread forming screws. Leg assemblies ship with foot covers installed, but casters or glides must be installed upon assembly.

On screw-adjustable height tables, the top of the tabletop adjusts up and down between 29" and 44" from the floor by manually removing the two locking set screws located on the inside of each leg below the lower cross-brace, and adjusting the top up or down in 1" increments, then replacing the locking set screws.

Casters and Glides

Each table includes either glides or casters. Tables with casters will include two-wheel locking casters, made of molded nylon and are two-tone Starlight Silver and black. Glides are made of molded nylon and are two-tone black and white. Glides and casters are interchangeable without changing table height. Caster wheels are a minimum of 2.44" (62 mm) diameter. Caster wheel treads are medium hard (75 max Shore A) for easy mobility on carpet or hard floors. Glides have a smooth convex bottom surface for mobility. 2 3/4" diameter black nylon glides are optional. Glides have 1" of telescoping height adjustment to level the table height. Steel 1/2" threaded stems attach the glides to legs. Casters and glides ship unassembled.

Wire Management

Cable Trough


The cable trough is a cable and cord management accessory that is provided on all versions of the table. Constructed of 18-gauge steel with a black powder-coated finish. Screws are provided for attachment to the underside of the tabletop, and tops are pre-drilled for cable trough locations. Provides multiple access holes to feed wires, and cables.

Vertical Leg Wire Management

A color matched extrusion made of aluminum "snaps" to the Pirouette leg, managing cables and wires exiting power modules or through standard grommets installed on the tabletop. The extrusion is 12" long. Vertical wire managers are included when power options are ordered.

Velcro® Wire Management

The Velcro wire manager is constructed of 2" x 4 1/2" Velcro hook and loop material. The wire manager is provided with adhesive backing and screws for attachment to the underside of the top. Tops are pre-drilled for locating wire managers, but a wire manager may be applied in any convenient location. Wire clips are provided when power modules with 3-prong plugs are ordered. Field installed.



TECHNICAL SPECIFICATIONS

Grommets

Flip-Top Grommets for Dean® & Nacre® Power Modules

Flip-top grommets are surface-mounted covers, constructed of 18-gauge steel. Grommets have a flip-up receding door and are identical in cutout size to the Nacre or Dean power modules listed below, which allows for retrofitting corresponding power modules at a later date. One grommet ships per table, which is located in the center of the tops. Two grommets ship per conference table, which are located near the center of the tops. Grommets are finished with powder-coat paint and available in all KI paint colors. The flip-up door is designed to allow cords to remain routed through the opening while it is closed and allows for more cord routing space when the flip-up door is opened. Field installed.

Circular Grommet for Node® Power Module

The Node circular grommet is an open top, surface-mounted grommet constructed of aluminum. The overall diameter of 3.15” fits into a 3” diameter cutout in the surface. One grommet ships per table, which is located in the center of the tops. Two grommets ship per conference table, which are located near the center of the tops. Grommets are finished with powder-coat paint and available in all KI paint colors. Not available in chrome. Field installed.

Power Modules

Dean In-Surface Power Module with 3-Prong Plug

Dean In-Surface power module consists of two simplex receptacle ports (rated at 15 amps/125 volts), one USB-A port and one USB-C port, 2 amps per port, and one data jack opening. The module can be modified to fit various brand jacks. Data tree ships with Dean in-surface power modules. Data connectors are not supplied with the module and are purchased by the customer. The Dean in-surface module is 8.12” long by 2.31” wide by 2.5” high and fits securely into a 7.81” x 1.93” cutout. Module is mechanically attached to the worksurface with screws from the underside. The module has a molded plastic faceplate with steel trim and an aluminum housing. Modules comes standard with either 9’ or 15’ cord with a 3-prong plug. Dean power module is rated at 15 amps/120 volts, and is UL listed.

Dean Clamp-On Power Module with 3-Prong Plug

Dean clamp-on power module consists of two simplex receptacle ports (rated at 15 amps/125 volts), one USB-A and one USB-C port, 2 amps per port. Dean clamp-on module ls 5.50” long by 3.06” wide by 3.38” high. The module has a smooth molded plastic faceplate with an anodized aluminum housing. Clamp-on mounting style positions the module at a right angle to the worksurface and uses two thumb screws for attachment, without the need for table cutouts. Clamp is 3” wide, extends 1¾” onto edge of surface and can accommodate a maximum surface thickness of 1 ½”. Modules come standard with either 3’, 9’ or 15’ cord with a 3-prong plug. Dean power module is rated at 15 amps/120 volts, and is UL listed.

Nacre Pop-Up In-Surface Module with 3-Prong Plug

Nacre Pop-Up In-Surface consists of two simplex receptacle ports (rated at 15 amps/125 volts), one USB-A port and one USB-C port, 2 amps per port, and one data jack opening. The module can be modified to fit various brand jacks. Data tree ships with Nacre power modules. Data connectors are not supplied with the module and are purchased by the customer. Nacre is 7.25” long by 3.31” wide by 2.92” high and fits securely into a 6.94” x 3” cutout with .38” radius corners. The module is made of molded plastic. The module is a pop-up design with a dampened spring-loaded mechanism to allow the unit to smoothly open for use and close smoothly when not in use. Modules come standard with either 9’ or 15’ cord with a 3-prong plug. Nacre power module is rated at 15 amps/120 volts, and is UL listed.

Dubbel™ Undersurface Power Module with 3-Prong Plug

Dubbel undersurface module consists of two simplex receptacle ports (rated at 15 amps/125 volts), one USB-A port and one USB-C port, 2 amps per port. Dubbel is 7.63” wide by 1.75” tall by 5.25” deep. The module is made of molded plastic and secures under the worksurface with two 5⁄16 x 2” Phillips round-head screws. Modules come standard with either 3’, 9’ or 15’ cord with a 3-prong plug. Dubbel power module is rated at 15 amps/120 volts, and is UL listed.

TECHNICAL SPECIFICATIONS

Power Modules (cont.)

Node® In-Surface Power Module with 3-Prong Plug


Node In-Surface power module consists of one simplex receptacle port (rated at 15 amps/125 volts), includes one USB-A port , and one USB-C port, 2 amps per port. Node is 3.38” in diameter by 3.30” tall fits and securely into a 3” diameter cutout. The module housing is made of plastic with a powder-coat painted aluminum faceplate. Modules come standard with either 9’ or 15’ cord with a 3-prong plug. Node power module is rated at 15 amps/120 volts, and is UL listed.

Polyester Felt Modesty Panel

Polyester felt modesty panels are constructed from a sound-absorbing, 100% polyester felt. The panels have a density of 0.5 lb/ft² and are sound absorbing tested to ASTM C423 with an NRC rating of .44 when using no air gap (A-Mount testing method) and an NRC rating of .81 with 2” air gap. The polyester felt is in accordance with ASTM-E84 and achieve a Class A Flame Spread. Standard sizes are 9¼” high by 28½”, 34½”, 40½”, 46½”, 52½”, 58½”, 64½”, and 70½” wide.

Mounting Hooks

The mounting hooks are 18-gauge steel and attach underneath the tabletop using two steel screws. Panels 28½”, 34½”, 40½” and 46½” wide use two hooks per panel. Panels 52½”, 58½”, 64½” and 70½” wide use three hooks per panel.

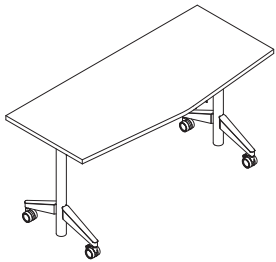


STATEMENT OF LINE

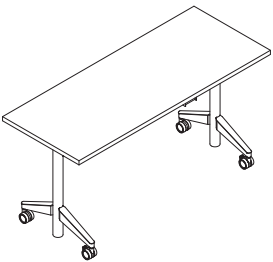
Pirouette HA Tables - Fixed-Top Base



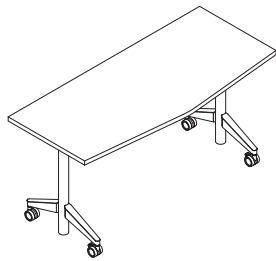
Rectangular Table
Pneumatic-Adjustable Height
PPFR



Chevron Table
Pneumatic-Adjustable Height
PPFCV



Rectangular Table
Screw-Adjustable Height
PSFR



Chevron Table
Screw-Adjustable Height
PSFCV

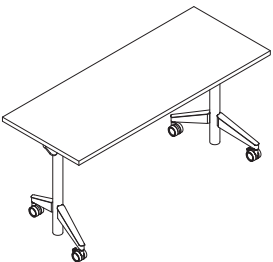
Pirouette HA Tables - Flipping & Nesting-Top Base



Rectangular Table
Pneumatic-Adjustable Height
PPNR



Chevron Table
Pneumatic-Adjustable Height
PPNCV



Rectangular Table
Screw-Adjustable Height
PSNR



Chevron Table
Screw-Adjustable Height
PSNCV



Nesting Mechanism is standard in Flannel only			CM	River Cherry	ERY	Cayenne	CY	Zesty Lime	ZL
Surface Finish--Laminate			CH	Rubber Ducky	ERK	Champagne Metallic	CM		
			CG	Sand	ESA	Chrome	CH		
			CO	Sky Blue	ESK	Cool Grey	CG		
			EY	Sterling Ash	EAZ	Cottonwood	CO		
			EX	Surf's Up	ESP	Earthen Clay	EY		
			EV	Twilight Shadow	ETI	Espresso Metallic	EX		
			FN	Ultra Blue	EUB	Everglade Shade	EV		
			GZ	Warm Grey	EWG	Flannel	FN		
			HJ	Windsor Mahogany	EWY	Glitz Metallic	GZ		
			HY	Zesty Lime	EZL	Hazy Jade	HJ		
			LG	Edge Color for ME2 Edge		Honey Bee	HY		
			MG			Light Tone	LG		
			MY		EBL	Mardi Gras	MG		
			NE		EGR	Misty Brown	MY		
			ND		ECG	Nemo	NE		
			PR		EFN	Nordic	ND		
			PH		EMY	Poppy Red	PR		
			RK		ESA	Purple Haze	PH		
			SA		EWG	Rubber Ducky	RK		
			SK	Nacre, Dean, Node Grommet Color (Corded, Pattern)		Sand	SA		
			SX			Starlight Silver Metallic	SX		
			SP		GBL	Surf's Up	SP		
			TI		GGR	Twilight Shadow	TI		
			UB		GZM	Ultra Blue	UB		
			WG		GCM	Warm Grey	WG		
			ZL		GCG	Zesty Lime	ZL		
					GCO	Accessories - Trough			
			EBQ		GFN				
			EBT		GMV		BL		
			EBL		GSX		GR		
			EGR		GWG		ZM		
			EBW	Nacre, Dubbel, Dean, Node Power Module Color (Corded, Pattern)		Cayenne	CY		
			ECO			Champagne Metallic	CM		
			ECY		PUBL	Cool Grey	CG		
			ECX		PUCG	Cottonwood	CO		
			ECC		PUCO	Earthen Clay	EY		
			ECG	Warm Grey	PUWG	Espresso Metallic	EX		
			EEY	Snap-in RPT color is always Black		Everglade Shade	EV		
			EEV			Flannel	FN		
			EFN			Glitz Metallic	GZ		
			EFC			Hazy Jade	HJ		
			EFH		FTDD	Honey Bee	HY		
			EFW	Fawn	FTFW	Light Tone	LG		
			EHJ	Flannel	FTFN	Mardi Gras	MG		
			EHY	Heather	FTHR	Misty Brown	MY		
			EIT	Lava	FTLV	Nemo	NE		
			EKM	Mallard	FTML	Nordic	ND		
			ELG	Midnight Blue	FTMB	Poppy Red	PR		
			EMG	Pepper	FTPR	Purple Haze	PH		
			EMY	Spring	FTSG	Rubber Ducky	RK		
			EMT	Tidal Wave	FTTW	Sand	SA		
			EMB	Accessories - 3" Lift Kit, Infeed, Vertical Wire Manager		Starlight Silver Metallic	SX		
			ENE			Surf's Up	SP		
			END		BL	Twilight Shadow	TI		
			EPR		GR	Ultra Blue	UB		
			EPH		ZM	Warm Grey	WG		

Finish Cards

View color swatches for items listed within this document.

<u>Paints</u>	<u>Wood/Veneer</u>	<u>Molded Edges</u>	<u>Hard Plastics</u>
<u>Plastics/Poly</u>	<u>Laminates</u>	<u>Edge Styles</u>	<u>Glass</u>

Certain options referenced may not be available on GSA Schedule.

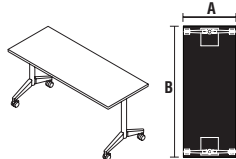
Pirouette® Tables - Fixed Height Base

Fixed Top-Rectangular-29" High (Training)



Pirouette® Tables - Fixed Height Base

Fixed Top-Rectangular-29" High (Training)

			MODEL NUMBER													
	Features	A x B	Basic Model	Edge Style	Power Option	Modesty Panel	Edge Color	Surface Finish	Leg Finish	Grommet/Module Color	Polyester Modesty Panel Color	Base	Cord (feet)		Approx. Packaged Weight	74P Edge (74P)
<div><p>PIFT</p><p>Rectangular Tables - 18"D</p></div>	T Base	18 x 30"	PIFR1830T	<input type="checkbox"/> <input type="checkbox"/> <input type="checkbox"/>	NNN	<input type="checkbox"/> <input type="checkbox"/> <input type="checkbox"/>	<input type="checkbox"/> <input type="checkbox"/> <input type="checkbox"/>	<input type="checkbox"/> <input type="checkbox"/> <input type="checkbox"/>	<input type="checkbox"/> <input type="checkbox"/>		<input type="checkbox"/> <input type="checkbox"/> <input type="checkbox"/> <input type="checkbox"/>	<input type="checkbox"/> <input type="checkbox"/> <input type="checkbox"/>			41.0#	\$ 650
	T Base	18 x 36"	PIFR1836T	<input type="checkbox"/> <input type="checkbox"/> <input type="checkbox"/>	<input type="checkbox"/> <input type="checkbox"/> <input type="checkbox"/>	<input type="checkbox"/> <input type="checkbox"/> <input type="checkbox"/>	<input type="checkbox"/> <input type="checkbox"/> <input type="checkbox"/>	<input type="checkbox"/> <input type="checkbox"/> <input type="checkbox"/>	<input type="checkbox"/> <input type="checkbox"/>	<input type="checkbox"/> <input type="checkbox"/> <input type="checkbox"/> <input type="checkbox"/>	<input type="checkbox"/> <input type="checkbox"/> <input type="checkbox"/> <input type="checkbox"/>	<input type="checkbox"/> <input type="checkbox"/> <input type="checkbox"/>	<input type="checkbox"/> <input type="checkbox"/> <input type="checkbox"/>		45.0#	798
	T Base	18 x 42"	PIFR1842T	<input type="checkbox"/> <input type="checkbox"/> <input type="checkbox"/>	<input type="checkbox"/> <input type="checkbox"/> <input type="checkbox"/>	<input type="checkbox"/> <input type="checkbox"/> <input type="checkbox"/>	<input type="checkbox"/> <input type="checkbox"/> <input type="checkbox"/>	<input type="checkbox"/> <input type="checkbox"/> <input type="checkbox"/>	<input type="checkbox"/> <input type="checkbox"/>	<input type="checkbox"/> <input type="checkbox"/> <input type="checkbox"/> <input type="checkbox"/>	<input type="checkbox"/> <input type="checkbox"/> <input type="checkbox"/> <input type="checkbox"/>	<input type="checkbox"/> <input type="checkbox"/> <input type="checkbox"/>	<input type="checkbox"/> <input type="checkbox"/> <input type="checkbox"/>		49.0#	825
	T Base	18 x 48"	PIFR1848T	<input type="checkbox"/> <input type="checkbox"/> <input type="checkbox"/>	<input type="checkbox"/> <input type="checkbox"/> <input type="checkbox"/>	<input type="checkbox"/> <input type="checkbox"/> <input type="checkbox"/>	<input type="checkbox"/> <input type="checkbox"/> <input type="checkbox"/>	<input type="checkbox"/> <input type="checkbox"/> <input type="checkbox"/>	<input type="checkbox"/> <input type="checkbox"/>	<input type="checkbox"/> <input type="checkbox"/> <input type="checkbox"/> <input type="checkbox"/>	<input type="checkbox"/> <input type="checkbox"/> <input type="checkbox"/> <input type="checkbox"/>	<input type="checkbox"/> <input type="checkbox"/> <input type="checkbox"/>	<input type="checkbox"/> <input type="checkbox"/> <input type="checkbox"/>		53.0#	859
	T Base	18 x 54"	PIFR1854T	<input type="checkbox"/> <input type="checkbox"/> <input type="checkbox"/>	<input type="checkbox"/> <input type="checkbox"/> <input type="checkbox"/>	<input type="checkbox"/> <input type="checkbox"/> <input type="checkbox"/>	<input type="checkbox"/> <input type="checkbox"/> <input type="checkbox"/>	<input type="checkbox"/> <input type="checkbox"/> <input type="checkbox"/>	<input type="checkbox"/> <input type="checkbox"/>	<input type="checkbox"/> <input type="checkbox"/> <input type="checkbox"/> <input type="checkbox"/>	<input type="checkbox"/> <input type="checkbox"/> <input type="checkbox"/> <input type="checkbox"/>	<input type="checkbox"/> <input type="checkbox"/> <input type="checkbox"/>	<input type="checkbox"/> <input type="checkbox"/> <input type="checkbox"/>		56.0#	928
	T Base	18 x 60"	PIFR1860T	<input type="checkbox"/> <input type="checkbox"/> <input type="checkbox"/>	<input type="checkbox"/> <input type="checkbox"/> <input type="checkbox"/>	<input type="checkbox"/> <input type="checkbox"/> <input type="checkbox"/>	<input type="checkbox"/> <input type="checkbox"/> <input type="checkbox"/>	<input type="checkbox"/> <input type="checkbox"/> <input type="checkbox"/>	<input type="checkbox"/> <input type="checkbox"/>	<input type="checkbox"/> <input type="checkbox"/> <input type="checkbox"/> <input type="checkbox"/>	<input type="checkbox"/> <input type="checkbox"/> <input type="checkbox"/> <input type="checkbox"/>	<input type="checkbox"/> <input type="checkbox"/> <input type="checkbox"/>	<input type="checkbox"/> <input type="checkbox"/> <input type="checkbox"/>		60.0#	996
	T Base	18 x 66"	PIFR1866T	<input type="checkbox"/> <input type="checkbox"/> <input type="checkbox"/>	<input type="checkbox"/> <input type="checkbox"/> <input type="checkbox"/>	<input type="checkbox"/> <input type="checkbox"/> <input type="checkbox"/>	<input type="checkbox"/> <input type="checkbox"/> <input type="checkbox"/>	<input type="checkbox"/> <input type="checkbox"/> <input type="checkbox"/>	<input type="checkbox"/> <input type="checkbox"/>	<input type="checkbox"/> <input type="checkbox"/> <input type="checkbox"/> <input type="checkbox"/>	<input type="checkbox"/> <input type="checkbox"/> <input type="checkbox"/> <input type="checkbox"/>	<input type="checkbox"/> <input type="checkbox"/> <input type="checkbox"/>	<input type="checkbox"/> <input type="checkbox"/> <input type="checkbox"/>		63.0#	1002
	T Base	18 x 72"	PIFR1872T	<input type="checkbox"/> <input type="checkbox"/> <input type="checkbox"/>	<input type="checkbox"/> <input type="checkbox"/> <input type="checkbox"/>	<input type="checkbox"/> <input type="checkbox"/> <input type="checkbox"/>	<input type="checkbox"/> <input type="checkbox"/> <input type="checkbox"/>	<input type="checkbox"/> <input type="checkbox"/> <input type="checkbox"/>	<input type="checkbox"/> <input type="checkbox"/>	<input type="checkbox"/> <input type="checkbox"/> <input type="checkbox"/> <input type="checkbox"/>	<input type="checkbox"/> <input type="checkbox"/> <input type="checkbox"/> <input type="checkbox"/>	<input type="checkbox"/> <input type="checkbox"/> <input type="checkbox"/>	<input type="checkbox"/> <input type="checkbox"/> <input type="checkbox"/>		71.0#	1029
<div><p>PIFT</p><p>Rectangular Tables - 24"D</p></div> <ul style="list-style-type: none">• Training tables are designed for maximum leg spacing for the length of the table• Chrome bases will have polished aluminum foot covers and polished aluminum vertical wire managers (when applicable)• Gangers ordered separately• 60", 66" and 72" includes worksurface stiffener channel• Fixed base at 29" high	T Base	24 x 30"	PIFR2430T	<input type="checkbox"/> <input type="checkbox"/> <input type="checkbox"/>	NNN	<input type="checkbox"/> <input type="checkbox"/> <input type="checkbox"/>	<input type="checkbox"/> <input type="checkbox"/> <input type="checkbox"/>	<input type="checkbox"/> <input type="checkbox"/> <input type="checkbox"/>	<input type="checkbox"/> <input type="checkbox"/>		<input type="checkbox"/> <input type="checkbox"/> <input type="checkbox"/> <input type="checkbox"/>	<input type="checkbox"/> <input type="checkbox"/> <input type="checkbox"/>			50.0#	\$ 692
	T Base	24 x 36"	PIFR2436T	<input type="checkbox"/> <input type="checkbox"/> <input type="checkbox"/>	<input type="checkbox"/> <input type="checkbox"/> <input type="checkbox"/>	<input type="checkbox"/> <input type="checkbox"/> <input type="checkbox"/>	<input type="checkbox"/> <input type="checkbox"/> <input type="checkbox"/>	<input type="checkbox"/> <input type="checkbox"/> <input type="checkbox"/>	<input type="checkbox"/> <input type="checkbox"/>	<input type="checkbox"/> <input type="checkbox"/> <input type="checkbox"/> <input type="checkbox"/>	<input type="checkbox"/> <input type="checkbox"/> <input type="checkbox"/> <input type="checkbox"/>	<input type="checkbox"/> <input type="checkbox"/> <input type="checkbox"/>	<input type="checkbox"/> <input type="checkbox"/> <input type="checkbox"/>		55.0#	862
	T Base	24 x 42"	PIFR2442T	<input type="checkbox"/> <input type="checkbox"/> <input type="checkbox"/>	<input type="checkbox"/> <input type="checkbox"/> <input type="checkbox"/>	<input type="checkbox"/> <input type="checkbox"/> <input type="checkbox"/>	<input type="checkbox"/> <input type="checkbox"/> <input type="checkbox"/>	<input type="checkbox"/> <input type="checkbox"/> <input type="checkbox"/>	<input type="checkbox"/> <input type="checkbox"/>	<input type="checkbox"/> <input type="checkbox"/> <input type="checkbox"/> <input type="checkbox"/>	<input type="checkbox"/> <input type="checkbox"/> <input type="checkbox"/> <input type="checkbox"/>	<input type="checkbox"/> <input type="checkbox"/> <input type="checkbox"/>	<input type="checkbox"/> <input type="checkbox"/> <input type="checkbox"/>		60.0#	896
	T Base	24 x 48"	PIFR2448T	<input type="checkbox"/> <input type="checkbox"/> <input type="checkbox"/>	<input type="checkbox"/> <input type="checkbox"/> <input type="checkbox"/>	<input type="checkbox"/> <input type="checkbox"/> <input type="checkbox"/>	<input type="checkbox"/> <input type="checkbox"/> <input type="checkbox"/>	<input type="checkbox"/> <input type="checkbox"/> <input type="checkbox"/>	<input type="checkbox"/> <input type="checkbox"/>	<input type="checkbox"/> <input type="checkbox"/> <input type="checkbox"/> <input type="checkbox"/>	<input type="checkbox"/> <input type="checkbox"/> <input type="checkbox"/> <input type="checkbox"/>	<input type="checkbox"/> <input type="checkbox"/> <input type="checkbox"/>	<input type="checkbox"/> <input type="checkbox"/> <input type="checkbox"/>		65.0#	932
	T Base	24 x 54"	PIFR2454T	<input type="checkbox"/> <input type="checkbox"/> <input type="checkbox"/>	<input type="checkbox"/> <input type="checkbox"/> <input type="checkbox"/>	<input type="checkbox"/> <input type="checkbox"/> <input type="checkbox"/>	<input type="checkbox"/> <input type="checkbox"/> <input type="checkbox"/>	<input type="checkbox"/> <input type="checkbox"/> <input type="checkbox"/>	<input type="checkbox"/> <input type="checkbox"/>	<input type="checkbox"/> <input type="checkbox"/> <input type="checkbox"/> <input type="checkbox"/>	<input type="checkbox"/> <input type="checkbox"/> <input type="checkbox"/> <input type="checkbox"/>	<input type="checkbox"/> <input type="checkbox"/> <input type="checkbox"/>	<input type="checkbox"/> <input type="checkbox"/> <input type="checkbox"/>		70.0#	977
	T Base	24 x 60"	PIFR2460T	<input type="checkbox"/> <input type="checkbox"/> <input type="checkbox"/>	<input type="checkbox"/> <input type="checkbox"/> <input type="checkbox"/>	<input type="checkbox"/> <input type="checkbox"/> <input type="checkbox"/>	<input type="checkbox"/> <input type="checkbox"/> <input type="checkbox"/>	<input type="checkbox"/> <input type="checkbox"/> <input type="checkbox"/>	<input type="checkbox"/> <input type="checkbox"/>	<input type="checkbox"/> <input type="checkbox"/> <input type="checkbox"/> <input type="checkbox"/>	<input type="checkbox"/> <input type="checkbox"/> <input type="checkbox"/> <input type="checkbox"/>	<input type="checkbox"/> <input type="checkbox"/> <input type="checkbox"/>	<input type="checkbox"/> <input type="checkbox"/> <input type="checkbox"/>		74.0#	1032
	T Base	24 x 66"	PIFR2466T	<input type="checkbox"/> <input type="checkbox"/> <input type="checkbox"/>	<input type="checkbox"/> <input type="checkbox"/> <input type="checkbox"/>	<input type="checkbox"/> <input type="checkbox"/> <input type="checkbox"/>	<input type="checkbox"/> <input type="checkbox"/> <input type="checkbox"/>	<input type="checkbox"/> <input type="checkbox"/> <input type="checkbox"/>	<input type="checkbox"/> <input type="checkbox"/>	<input type="checkbox"/> <input type="checkbox"/> <input type="checkbox"/> <input type="checkbox"/>	<input type="checkbox"/> <input type="checkbox"/> <input type="checkbox"/> <input type="checkbox"/>	<input type="checkbox"/> <input type="checkbox"/> <input type="checkbox"/>	<input type="checkbox"/> <input type="checkbox"/> <input type="checkbox"/>		79.0#	1074
	T Base	24 x 72"	PIFR2472T	<input type="checkbox"/> <input type="checkbox"/> <input type="checkbox"/>	<input type="checkbox"/> <input type="checkbox"/> <input type="checkbox"/>	<input type="checkbox"/> <input type="checkbox"/> <input type="checkbox"/>	<input type="checkbox"/> <input type="checkbox"/> <input type="checkbox"/>	<input type="checkbox"/> <input type="checkbox"/> <input type="checkbox"/>	<input type="checkbox"/> <input type="checkbox"/>	<input type="checkbox"/> <input type="checkbox"/> <input type="checkbox"/> <input type="checkbox"/>	<input type="checkbox"/> <input type="checkbox"/> <input type="checkbox"/> <input type="checkbox"/>	<input type="checkbox"/> <input type="checkbox"/> <input type="checkbox"/>	<input type="checkbox"/> <input type="checkbox"/> <input type="checkbox"/>		88.0#	1127
			A	B	C	D	E	F	G	H	I	J	K			

HOW TO ORDER

- Indicate the following information on order form:
- Quantity of each item.
 - Model number, including options. See "How To Build a Model Number".
 - Any special service required.

Note: • The ☐ indicates that a choice is required.

- The absence of the ☐ indicates that no choice is required.
- Alpha-numeric characters in place of ☐ indicate that no other alternatives are available.

HOW TO BUILD A MODEL NUMBER

- A**Select basic model.
- B**Select edge style.
74P - 74P edge
- C**Select power option.
NNN - No grommets, power, wire management/No cutouts
WMO - Wire management only-no cutouts; add \$64
MA1 - Module, Nacre pop-up w/USB-A/C (1); add \$420
MB1 - Module, Dubbel under-surface w/ dual USB-A/C (1); add \$264
MD1 - Module, Dean in-surface w/USB-A/C (1) ; add \$354
MO1 - Module, Node in-surface w/USB-A/C (1) ; add \$264
GA1 - Grommet, Nacre (1); add \$209
GD1 - Grommet, Dean (1); add \$209
G01 - Grommet, Node (1); add \$144
CORD LENGTH: 9' or 15' is optional on all module options.

WIRE MANAGEMENT: All options except NNN include vertical and horizontal wire management.

- D**Select modesty panel.
NMP - No modesty panel
PMP - Polyester felt modesty panel; add \$182
- E**Select edge color.
Refer to the **Product Color Options** page in this price list.
Edge color offerings are based on edge style selections.
- F**Select surface finish.
Refer to the **Product Color Options** page in this price list.
- G**Select leg finish.
Refer to the **Product Color Options** page in this price list.
- H**Select grommet/module color.

Refer to the **Product Color Options** page in this price list.

- I**Select modesty panel color (only if polyester felt panel is chosen).
Refer to the **Product Color Options** page in this price list.
- J**Select base.
4EC - 4 casters
4GB - 4 black glides
Casters=2 locking/2 non-locking, black wheel, silver hub
- K**Select cord length (feet).
15 - 15' cord length
9 - 9' cord length

INFORMATION

LEG CLEARANCE

Table Length /	From Table Edge /	Inside Leg
30"	1.5	22.75
36"	1.5	28.75
42"	1.5	34.75
48"	1.5	40.75
54"	1.5	46.75
60"	1.5	52.75
66"	1.5	58.75
72"	1.5	64.75

INFORMATION

Contact KI Customer Service for specific models that are UL listed.

SPECIAL SERVICES

Special Carton Marking

With specially marked information N/C

Shipping
Ships **knocked down, FOB Bonduel, WI 54107, freight prepaid.** Freight class 125.

Specifications and prices are subject to change without prior notice.

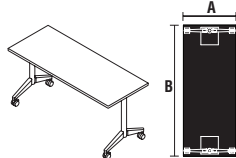
Pirouette® Tables - Fixed Height Base

Fixed Top-Rectangular-29" High (Training)



Pirouette® Tables - Fixed Height Base

Fixed Top-Rectangular-29" High (Training)

			MODEL NUMBER												
			Basic Model	Edge Style	Power Option	Modesty Panel	Edge Color	Surface Finish	Leg Finish	Grommet/Module Color	Polyester Modesty Panel Color	Base	Cord (feet)		
 PIFT Rectangular Tables - 30"D <ul style="list-style-type: none">• Training tables are designed for maximum leg spacing for the length of the table• Chrome bases will have polished aluminum foot covers and polished aluminum vertical wire managers (when applicable)• Gangers ordered separately• 60", 66" and 72" includes worksurface stiffener channel• Fixed base at 29" high	Features	A x B												Approx. Packaged Weight	74P Edge (74P)
	T Base	30 x 36"	PIFR3036T	<input type="checkbox"/> <input type="checkbox"/> <input type="checkbox"/> <input type="checkbox"/>	<input type="checkbox"/> <input type="checkbox"/> <input type="checkbox"/> <input type="checkbox"/>	<input type="checkbox"/> <input type="checkbox"/> <input type="checkbox"/> <input type="checkbox"/>	<input type="checkbox"/> <input type="checkbox"/> <input type="checkbox"/> <input type="checkbox"/>	<input type="checkbox"/> <input type="checkbox"/> <input type="checkbox"/> <input type="checkbox"/>	<input type="checkbox"/> <input type="checkbox"/> <input type="checkbox"/> <input type="checkbox"/>	<input type="checkbox"/> <input type="checkbox"/> <input type="checkbox"/> <input type="checkbox"/>	<input type="checkbox"/> <input type="checkbox"/> <input type="checkbox"/> <input type="checkbox"/>	<input type="checkbox"/> <input type="checkbox"/> <input type="checkbox"/> <input type="checkbox"/>	<input type="checkbox"/> <input type="checkbox"/> <input type="checkbox"/> <input type="checkbox"/>	62.0#	\$ 911
	T Base	30 x 42"	PIFR3042T	<input type="checkbox"/> <input type="checkbox"/> <input type="checkbox"/> <input type="checkbox"/>	<input type="checkbox"/> <input type="checkbox"/> <input type="checkbox"/> <input type="checkbox"/>	<input type="checkbox"/> <input type="checkbox"/> <input type="checkbox"/> <input type="checkbox"/>	<input type="checkbox"/> <input type="checkbox"/> <input type="checkbox"/> <input type="checkbox"/>	<input type="checkbox"/> <input type="checkbox"/> <input type="checkbox"/> <input type="checkbox"/>	<input type="checkbox"/> <input type="checkbox"/> <input type="checkbox"/> <input type="checkbox"/>	<input type="checkbox"/> <input type="checkbox"/> <input type="checkbox"/> <input type="checkbox"/>	<input type="checkbox"/> <input type="checkbox"/> <input type="checkbox"/> <input type="checkbox"/>	<input type="checkbox"/> <input type="checkbox"/> <input type="checkbox"/> <input type="checkbox"/>	<input type="checkbox"/> <input type="checkbox"/> <input type="checkbox"/> <input type="checkbox"/>	68.0#	944
	T Base	30 x 48"	PIFR3048T	<input type="checkbox"/> <input type="checkbox"/> <input type="checkbox"/> <input type="checkbox"/>	<input type="checkbox"/> <input type="checkbox"/> <input type="checkbox"/> <input type="checkbox"/>	<input type="checkbox"/> <input type="checkbox"/> <input type="checkbox"/> <input type="checkbox"/>	<input type="checkbox"/> <input type="checkbox"/> <input type="checkbox"/> <input type="checkbox"/>	<input type="checkbox"/> <input type="checkbox"/> <input type="checkbox"/> <input type="checkbox"/>	<input type="checkbox"/> <input type="checkbox"/> <input type="checkbox"/> <input type="checkbox"/>	<input type="checkbox"/> <input type="checkbox"/> <input type="checkbox"/> <input type="checkbox"/>	<input type="checkbox"/> <input type="checkbox"/> <input type="checkbox"/> <input type="checkbox"/>	<input type="checkbox"/> <input type="checkbox"/> <input type="checkbox"/> <input type="checkbox"/>	<input type="checkbox"/> <input type="checkbox"/> <input type="checkbox"/> <input type="checkbox"/>	74.0#	977
	T Base	30 x 54"	PIFR3054T	<input type="checkbox"/> <input type="checkbox"/> <input type="checkbox"/> <input type="checkbox"/>	<input type="checkbox"/> <input type="checkbox"/> <input type="checkbox"/> <input type="checkbox"/>	<input type="checkbox"/> <input type="checkbox"/> <input type="checkbox"/> <input type="checkbox"/>	<input type="checkbox"/> <input type="checkbox"/> <input type="checkbox"/> <input type="checkbox"/>	<input type="checkbox"/> <input type="checkbox"/> <input type="checkbox"/> <input type="checkbox"/>	<input type="checkbox"/> <input type="checkbox"/> <input type="checkbox"/> <input type="checkbox"/>	<input type="checkbox"/> <input type="checkbox"/> <input type="checkbox"/> <input type="checkbox"/>	<input type="checkbox"/> <input type="checkbox"/> <input type="checkbox"/> <input type="checkbox"/>	<input type="checkbox"/> <input type="checkbox"/> <input type="checkbox"/> <input type="checkbox"/>	<input type="checkbox"/> <input type="checkbox"/> <input type="checkbox"/> <input type="checkbox"/>	80.0#	1039
	T Base	30 x 60"	PIFR3060T	<input type="checkbox"/> <input type="checkbox"/> <input type="checkbox"/> <input type="checkbox"/>	<input type="checkbox"/> <input type="checkbox"/> <input type="checkbox"/> <input type="checkbox"/>	<input type="checkbox"/> <input type="checkbox"/> <input type="checkbox"/> <input type="checkbox"/>	<input type="checkbox"/> <input type="checkbox"/> <input type="checkbox"/> <input type="checkbox"/>	<input type="checkbox"/> <input type="checkbox"/> <input type="checkbox"/> <input type="checkbox"/>	<input type="checkbox"/> <input type="checkbox"/> <input type="checkbox"/> <input type="checkbox"/>	<input type="checkbox"/> <input type="checkbox"/> <input type="checkbox"/> <input type="checkbox"/>	<input type="checkbox"/> <input type="checkbox"/> <input type="checkbox"/> <input type="checkbox"/>	<input type="checkbox"/> <input type="checkbox"/> <input type="checkbox"/> <input type="checkbox"/>	<input type="checkbox"/> <input type="checkbox"/> <input type="checkbox"/> <input type="checkbox"/>	86.0#	1093
	T Base	30 x 66"	PIFR3066T	<input type="checkbox"/> <input type="checkbox"/> <input type="checkbox"/> <input type="checkbox"/>	<input type="checkbox"/> <input type="checkbox"/> <input type="checkbox"/> <input type="checkbox"/>	<input type="checkbox"/> <input type="checkbox"/> <input type="checkbox"/> <input type="checkbox"/>	<input type="checkbox"/> <input type="checkbox"/> <input type="checkbox"/> <input type="checkbox"/>	<input type="checkbox"/> <input type="checkbox"/> <input type="checkbox"/> <input type="checkbox"/>	<input type="checkbox"/> <input type="checkbox"/> <input type="checkbox"/> <input type="checkbox"/>	<input type="checkbox"/> <input type="checkbox"/> <input type="checkbox"/> <input type="checkbox"/>	<input type="checkbox"/> <input type="checkbox"/> <input type="checkbox"/> <input type="checkbox"/>	<input type="checkbox"/> <input type="checkbox"/> <input type="checkbox"/> <input type="checkbox"/>	<input type="checkbox"/> <input type="checkbox"/> <input type="checkbox"/> <input type="checkbox"/>	92.0#	1133
	T Base	30 x 72"	PIFR3072T	<input type="checkbox"/> <input type="checkbox"/> <input type="checkbox"/> <input type="checkbox"/>	<input type="checkbox"/> <input type="checkbox"/> <input type="checkbox"/> <input type="checkbox"/>	<input type="checkbox"/> <input type="checkbox"/> <input type="checkbox"/> <input type="checkbox"/>	<input type="checkbox"/> <input type="checkbox"/> <input type="checkbox"/> <input type="checkbox"/>	<input type="checkbox"/> <input type="checkbox"/> <input type="checkbox"/> <input type="checkbox"/>	<input type="checkbox"/> <input type="checkbox"/> <input type="checkbox"/> <input type="checkbox"/>	<input type="checkbox"/> <input type="checkbox"/> <input type="checkbox"/> <input type="checkbox"/>	<input type="checkbox"/> <input type="checkbox"/> <input type="checkbox"/> <input type="checkbox"/>	<input type="checkbox"/> <input type="checkbox"/> <input type="checkbox"/> <input type="checkbox"/>	<input type="checkbox"/> <input type="checkbox"/> <input type="checkbox"/> <input type="checkbox"/>	102.0#	1195
			A	B	C	D	E	F	G	H	I	J	K		

HOW TO ORDER

- Indicate the following information on order form:
1. Quantity of each item.
 2. Model number, including options. See "How To Build a Model Number".
 3. Any special service required.

Note: • The ☐ indicates that a choice is required.

- The absence of the ☐ indicates that no choice is required.
- Alpha-numeric characters in place of ☐ indicate that no other alternatives are available.

HOW TO BUILD A MODEL NUMBER

- A** Select basic model.
- B** Select edge style.
74P - 74P edge
- C** Select power option.
NNN - No grommets, power, wire management/No cutouts
WMO - Wire management only-no cutouts; add \$64
MA1 - Module, Nacre pop-up w/USB-A/C (1); add \$420
MB1 - Module, Dubbel under-surface w/ dual USB-A/C (1); add \$264
MD1 - Module, Dean in-surface w/USB-A/C (1) ; add \$354
MO1 - Module, Node in-surface w/USB-A/C (1) ; add \$264
GA1 - Grommet, Nacre (1); add \$209
GD1 - Grommet, Dean (1); add \$209
G01 - Grommet, Node (1); add \$144

CORD LENGTH: 9' or 15' is optional on all module options.

WIRE MANAGEMENT: All options except NNN include vertical and horizontal wire management.

- D** Select modesty panel.
NMP - No modesty panel
PMP - Polyester felt modesty panel; add \$182
- E** Select edge color.
Refer to the **Product Color Options** page in this price list.
Edge color offerings are based on edge style selections.
- F** Select surface finish.
Refer to the **Product Color Options** page in this price list.
- G** Select leg finish.
Refer to the **Product Color Options** page in this price list.
- H** Select grommet/module color.

Refer to the **Product Color Options** page in this price list.

- I** Select modesty panel color (only if polyester felt panel is chosen).
Refer to the **Product Color Options** page in this price list.
- J** Select base.
4EC - 4 casters
4GB - 4 black glides
Casters=2 locking/2 non-locking, black wheel, silver hub
- K** Select cord length (feet).
15 - 15' cord length
9 - 9' cord length

INFORMATION

LEG CLEARANCE

Table Length /	From Table Edge /	Inside Leg
30"	1.5	22.75
36"	1.5	28.75
42"	1.5	34.75
48"	1.5	40.75
54"	1.5	46.75
60"	1.5	52.75
66"	1.5	58.75
72"	1.5	64.75

INFORMATION

Contact KI Customer Service for specific models that are UL listed.

SPECIAL SERVICES

Special Carton Marking

With specially marked information N/C

Shipping
Ships **knocked down, FOB Bonduel, WI 54107, freight prepaid.** Freight class 125.

Specifications and prices are subject to change without prior notice.

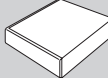
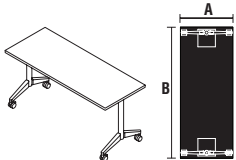
Pirouette® Tables - Fixed Height Base

Fixed Top-Rectangular-29" High (Training)



Pirouette® Tables - Fixed Height Base

Fixed Top-Rectangular-29" High (Training)

			MODEL NUMBER										<div></div>			
			Basic Model	Edge Style	Power Option	Modesty Panel	Edge Color	Surface Finish	Leg Finish	Grommet/ Module Color	Polyester Modesty Panel Color	Base			Cord (feet)	
<div></div> <p>PIFT</p> <p>Rectangular Tables - 36"D</p> <ul style="list-style-type: none">• Training tables are designed for maximum leg spacing for the length of the table• Chrome bases will have polished aluminum foot covers and polished aluminum vertical wire managers (when applicable)• Gangers ordered separately• 60", 66" and 72" includes worksurface stiffener channel• Fixed base at 29" high"	Features	A x B	T Base	36 x 36"	PIFR3636T	<input type="checkbox"/> <input type="checkbox"/> <input type="checkbox"/>	<input type="checkbox"/> <input type="checkbox"/> <input type="checkbox"/>	<input type="checkbox"/> <input type="checkbox"/> <input type="checkbox"/>	<input type="checkbox"/> <input type="checkbox"/> <input type="checkbox"/>	<input type="checkbox"/> <input type="checkbox"/> <input type="checkbox"/>	<input type="checkbox"/> <input type="checkbox"/> <input type="checkbox"/>	<input type="checkbox"/> <input type="checkbox"/> <input type="checkbox"/>			Approx. Packaged Weight	74P Edge (74P)
	T Base	36 x 42"	PIFR3642T	<input type="checkbox"/> <input type="checkbox"/> <input type="checkbox"/>	<input type="checkbox"/> <input type="checkbox"/> <input type="checkbox"/>	<input type="checkbox"/> <input type="checkbox"/> <input type="checkbox"/>	<input type="checkbox"/> <input type="checkbox"/> <input type="checkbox"/>	<input type="checkbox"/> <input type="checkbox"/> <input type="checkbox"/>	<input type="checkbox"/> <input type="checkbox"/> <input type="checkbox"/>	<input type="checkbox"/> <input type="checkbox"/> <input type="checkbox"/>	<input type="checkbox"/> <input type="checkbox"/> <input type="checkbox"/>	<input type="checkbox"/> <input type="checkbox"/> <input type="checkbox"/>			72.0#	\$ 1029
	T Base	36 x 48"	PIFR3648T	<input type="checkbox"/> <input type="checkbox"/> <input type="checkbox"/>	<input type="checkbox"/> <input type="checkbox"/> <input type="checkbox"/>	<input type="checkbox"/> <input type="checkbox"/> <input type="checkbox"/>	<input type="checkbox"/> <input type="checkbox"/> <input type="checkbox"/>	<input type="checkbox"/> <input type="checkbox"/> <input type="checkbox"/>	<input type="checkbox"/> <input type="checkbox"/> <input type="checkbox"/>	<input type="checkbox"/> <input type="checkbox"/> <input type="checkbox"/>	<input type="checkbox"/> <input type="checkbox"/> <input type="checkbox"/>	<input type="checkbox"/> <input type="checkbox"/> <input type="checkbox"/>			78.0#	1076
	T Base	36 x 54"	PIFR3654T	<input type="checkbox"/> <input type="checkbox"/> <input type="checkbox"/>	<input type="checkbox"/> <input type="checkbox"/> <input type="checkbox"/>	<input type="checkbox"/> <input type="checkbox"/> <input type="checkbox"/>	<input type="checkbox"/> <input type="checkbox"/> <input type="checkbox"/>	<input type="checkbox"/> <input type="checkbox"/> <input type="checkbox"/>	<input type="checkbox"/> <input type="checkbox"/> <input type="checkbox"/>	<input type="checkbox"/> <input type="checkbox"/> <input type="checkbox"/>	<input type="checkbox"/> <input type="checkbox"/> <input type="checkbox"/>	<input type="checkbox"/> <input type="checkbox"/> <input type="checkbox"/>			84.0#	1123
	T Base	36 x 60"	PIFR3660T	<input type="checkbox"/> <input type="checkbox"/> <input type="checkbox"/>	<input type="checkbox"/> <input type="checkbox"/> <input type="checkbox"/>	<input type="checkbox"/> <input type="checkbox"/> <input type="checkbox"/>	<input type="checkbox"/> <input type="checkbox"/> <input type="checkbox"/>	<input type="checkbox"/> <input type="checkbox"/> <input type="checkbox"/>	<input type="checkbox"/> <input type="checkbox"/> <input type="checkbox"/>	<input type="checkbox"/> <input type="checkbox"/> <input type="checkbox"/>	<input type="checkbox"/> <input type="checkbox"/> <input type="checkbox"/>	<input type="checkbox"/> <input type="checkbox"/> <input type="checkbox"/>			90.0#	1237
	T Base	36 x 66"	PIFR3666T	<input type="checkbox"/> <input type="checkbox"/> <input type="checkbox"/>	<input type="checkbox"/> <input type="checkbox"/> <input type="checkbox"/>	<input type="checkbox"/> <input type="checkbox"/> <input type="checkbox"/>	<input type="checkbox"/> <input type="checkbox"/> <input type="checkbox"/>	<input type="checkbox"/> <input type="checkbox"/> <input type="checkbox"/>	<input type="checkbox"/> <input type="checkbox"/> <input type="checkbox"/>	<input type="checkbox"/> <input type="checkbox"/> <input type="checkbox"/>	<input type="checkbox"/> <input type="checkbox"/> <input type="checkbox"/>	<input type="checkbox"/> <input type="checkbox"/> <input type="checkbox"/>			96.0#	1270
	T Base	36 x 72"	PIFR3672T	<input type="checkbox"/> <input type="checkbox"/> <input type="checkbox"/>	<input type="checkbox"/> <input type="checkbox"/> <input type="checkbox"/>	<input type="checkbox"/> <input type="checkbox"/> <input type="checkbox"/>	<input type="checkbox"/> <input type="checkbox"/> <input type="checkbox"/>	<input type="checkbox"/> <input type="checkbox"/> <input type="checkbox"/>	<input type="checkbox"/> <input type="checkbox"/> <input type="checkbox"/>	<input type="checkbox"/> <input type="checkbox"/> <input type="checkbox"/>	<input type="checkbox"/> <input type="checkbox"/> <input type="checkbox"/>	<input type="checkbox"/> <input type="checkbox"/> <input type="checkbox"/>			102.0#	1288
				<input type="checkbox"/> <input type="checkbox"/> <input type="checkbox"/>	<input type="checkbox"/> <input type="checkbox"/> <input type="checkbox"/>	<input type="checkbox"/> <input type="checkbox"/> <input type="checkbox"/>	<input type="checkbox"/> <input type="checkbox"/> <input type="checkbox"/>	<input type="checkbox"/> <input type="checkbox"/> <input type="checkbox"/>	<input type="checkbox"/> <input type="checkbox"/> <input type="checkbox"/>	<input type="checkbox"/> <input type="checkbox"/> <input type="checkbox"/>	<input type="checkbox"/> <input type="checkbox"/> <input type="checkbox"/>	<input type="checkbox"/> <input type="checkbox"/> <input type="checkbox"/>			112.0#	1320

HOW TO ORDER

- Indicate the following information on order form:
- Quantity of each item.
 - Model number, including options. See "How To Build a Model Number".
 - Any special service required.

Note:

- The ☐ indicates that a choice is required.
- The absence of the ☐ indicates that no choice is required.
- Alpha-numeric characters in place of ☐ indicate that no other alternatives are available.

HOW TO BUILD A MODEL NUMBER

- A**Select basic model.
- B**Select edge style.
74P - 74P edge
- C**Select power option.
NNN - No grommets, power, wire management/No cutouts
WMO - Wire management only-no cutouts; add \$64
MA1 - Module, Nacre pop-up w/USB-A/C (1); add \$420
MB1 - Module, Dubbel under-surface w/ dual USB-A/C (1); add \$264
MD1 - Module, Dean in-surface w/USB-A/C (1) ; add \$354
MO1 - Module, Node in-surface w/USB-A/C (1) ; add \$264
GA1 - Grommet, Nacre (1); add \$209
GD1 - Grommet, Dean (1); add \$209
G01 - Grommet, Node (1); add \$144

CORD LENGTH: 9' or 15' is optional on all module options.

WIRE MANAGEMENT: All options except NNN include vertical and horizontal wire management.

- D**Select modesty panel.
NMP - No modesty panel
PMP - Polyester felt modesty panel; add \$182
- E**Select edge color.
Refer to the **Product Color Options** page in this price list.
Edge color offerings are based on edge style selections.
- F**Select surface finish.
Refer to the **Product Color Options** page in this price list.
- G**Select leg finish.
Refer to the **Product Color Options** page in this price list.
- H**Select grommet/module color.

Refer to the **Product Color Options** page in this price list.

- I**Select modesty panel color (only if polyester felt panel is chosen).
Refer to the **Product Color Options** page in this price list.
- J**Select base.
4EC - 4 casters
4GB - 4 black glides
Casters=2 locking/2 non-locking, black wheel, silver hub
- K**Select cord length (feet).
15 - 15' cord length
9 - 9' cord length

INFORMATION

LEG CLEARANCE

Table Length /	From Table Edge /	Inside Leg
30"	1.5	22.75
36"	1.5	28.75
42"	1.5	34.75
48"	1.5	40.75
54"	1.5	46.75
60"	1.5	52.75
66"	1.5	58.75
72"	1.5	64.75

INFORMATION

Contact KI Customer Service for specific models that are UL listed.

SPECIAL SERVICES

Special Carton Marking

With specially marked information N/C

Shipping
Ships **knocked down, FOB Bonduel, WI 54107, freight prepaid.** Freight class 125.

Specifications and prices are subject to change without prior notice.

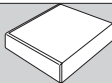
Pirouette® Tables - Fixed Height Base

Fixed Top-Rectangular-29" High (Training)



Pirouette® Tables - Fixed Height Base

Fixed Top-Rectangular-29" High (Training)

			MODEL NUMBER										<div></div>	
			Basic Model	Edge Style	Power Option	Modesty Panel	Edge Color	Surface Finish	Leg Finish	Grommet/Module Color	Base	Cord (feet)		
<div>PIFT</div> <div>Rectangular Tables - 36"D</div> <div><ul style="list-style-type: none">• Training tables are designed for maximum leg spacing for the length of the table• Chrome bases will have polished aluminum foot covers and polished aluminum vertical wire managers (when applicable)• Gangers ordered separately• Fixed base at 29" high"• 84" and 96" have third leg in center</div>	Three Bases	36 x 84"	PIFR3684T	<input type="checkbox"/> <input type="checkbox"/> <input type="checkbox"/>	<input type="checkbox"/> <input type="checkbox"/> <input type="checkbox"/>	NMP	<input type="checkbox"/> <input type="checkbox"/> <input type="checkbox"/>	<input type="checkbox"/> <input type="checkbox"/> <input type="checkbox"/>	<input type="checkbox"/>	<input type="checkbox"/> <input type="checkbox"/> <input type="checkbox"/>	<input type="checkbox"/> <input type="checkbox"/> <input type="checkbox"/>	<input type="checkbox"/>	145.0#	\$ 1627
	Three Bases	36 x 96"	PIFR3696T	<input type="checkbox"/> <input type="checkbox"/> <input type="checkbox"/>	<input type="checkbox"/> <input type="checkbox"/> <input type="checkbox"/>	NMP	<input type="checkbox"/> <input type="checkbox"/> <input type="checkbox"/>	<input type="checkbox"/> <input type="checkbox"/> <input type="checkbox"/>	<input type="checkbox"/>	<input type="checkbox"/> <input type="checkbox"/> <input type="checkbox"/>	<input type="checkbox"/> <input type="checkbox"/> <input type="checkbox"/>	<input type="checkbox"/>	159.0#	1632
			A	B	C	D	E	F	G	H	I	J		

HOW TO ORDER

- Indicate the following information on order form:
- Quantity of each item.
 - Model number, including options. See "How To Build a Model Number".
 - Any special service required.

Note:

- The ☐ indicates that a choice is required.
- The absence of the ☐ indicates that no choice is required.
- Alpha-numeric characters in place of ☐ indicate that no other alternatives are available.

HOW TO BUILD A MODEL NUMBER

- A**Select basic model.
- B**Select edge style.

74P- 74P edge
- C**Select power option.

NNN- No grommets, power or wire management/No cutouts

WMO- Wire management only-no cutouts; add \$64

MA2- Modules, Nacre pop-up w/USB-A/C (2); add \$839

MB2- Modules, Dubbel under-surface w/ dual USB-A/C (2); add \$528

MD2- Modules, Dean in-surface w/USB-A/C (2) ; add \$707

MO2- Modules, Node in-surface w/USB-A/C (2); add \$528

GA2- Grommets, Nacre (2); add \$408

GD2- Grommets, Dean (2); add \$408

G02- Grommets, Node (2); add \$276

CORD LENGTH: 9' or 15' is optional on all module options.

WIRE MANAGEMENT: All options except NNN include vertical and horizontal wire management.

- D**Select modesty panel.

NMP- No modesty panel
- E**Select edge color.

Refer to the **Product Color Options** page in this price list.

Edge color offerings are based on edge style selections.
- F**Select surface finish.

Refer to the **Product Color Options** page in this price list.
- G**Select leg finish.

Refer to the **Product Color Options** page in this price list.
- H**Select grommet/module color.

Refer to the **Product Color Options** page in this price list.

- I**Select base.

4EC- 4 casters

4GB- 4 black glides

Casters=2 locking/2 non-locking, black wheel, silver hub
- J**Select cord length (feet).

15- 15' cord length

9- 9' cord length

INFORMATION

Contact KI Customer Service for specific models that are UL listed.

SPECIAL SERVICES

Special Carton Marking

With specially marked informationN/C

Shipping

Ships **knocked down**, **FOB Bonduel, WI 54107**, **freight prepaid**. Freight class 125.

Specifications and prices are subject to change without prior notice.

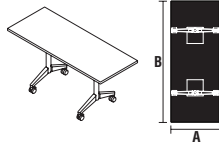
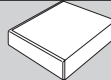

Pirouette® Tables - Fixed Height Base

Fixed Top-Rectangular-29" High (Collaborative)



Pirouette® Tables - Fixed Height Base

Fixed Top-Rectangular-29" High (Collaborative)

				MODEL NUMBER														
				Basic Model	Edge Style	Power Option	Modesty Panel	Edge Color	Surface Finish	Leg Finish	Base							
<div><p>PIFC</p></div>	MODEL	Features	A x B															
													Approx. Packaged Weight	74P Edge (74P)	Urethane Edge (ME2)			
				Rectangular Tables - 24"D														
				• Collaborative tables are designed to provide leg spacing for all sides of the table														
				• Chrome bases will have polished aluminum foot covers and polished aluminum vertical wire managers (when applicable)														
				• ME2 edge is the molded urethane edge on the long sides of the table with a 74P trim on the short side of the table.														
				• 96" includes worksurface stiffener channel														
				• Fixed base at 29" high														
<p>PIFC</p>				Rectangular Tables - 30"D	T Base	30 x 60"	PIFR3060C	<input type="checkbox"/> <input type="checkbox"/> <input type="checkbox"/>	NNN	NMP	<input type="checkbox"/> <input type="checkbox"/> <input type="checkbox"/>	<input type="checkbox"/> <input type="checkbox"/> <input type="checkbox"/>	<input type="checkbox"/> <input type="checkbox"/>	<input type="checkbox"/> <input type="checkbox"/> <input type="checkbox"/>		86.0#	\$ 1093	\$ 1560
				• Collaborative tables are designed to provide leg spacing for all sides of the table	T Base	30 x 66"	PIFR3066C	<input type="checkbox"/> <input type="checkbox"/> <input type="checkbox"/>	NNN	NMP	<input type="checkbox"/> <input type="checkbox"/> <input type="checkbox"/>	<input type="checkbox"/> <input type="checkbox"/> <input type="checkbox"/>	<input type="checkbox"/> <input type="checkbox"/>	<input type="checkbox"/> <input type="checkbox"/> <input type="checkbox"/>		92.0#	1133	1631
					T Base	30 x 72"	PIFR3072C	<input type="checkbox"/> <input type="checkbox"/> <input type="checkbox"/>	NNN	NMP	<input type="checkbox"/> <input type="checkbox"/> <input type="checkbox"/>	<input type="checkbox"/> <input type="checkbox"/> <input type="checkbox"/>	<input type="checkbox"/> <input type="checkbox"/>	<input type="checkbox"/> <input type="checkbox"/> <input type="checkbox"/>		98.0#	1195	1653
	T Base	30 x 84"	PIFR3084C		<input type="checkbox"/> <input type="checkbox"/> <input type="checkbox"/>	NNN	NMP	<input type="checkbox"/> <input type="checkbox"/> <input type="checkbox"/>	<input type="checkbox"/> <input type="checkbox"/> <input type="checkbox"/>	<input type="checkbox"/> <input type="checkbox"/>	<input type="checkbox"/> <input type="checkbox"/> <input type="checkbox"/>		110.0#	1344	1873			
	T Base	30 x 96"	PIFR3096C		<input type="checkbox"/> <input type="checkbox"/> <input type="checkbox"/>	NNN	NMP	<input type="checkbox"/> <input type="checkbox"/> <input type="checkbox"/>	<input type="checkbox"/> <input type="checkbox"/> <input type="checkbox"/>	<input type="checkbox"/> <input type="checkbox"/>	<input type="checkbox"/> <input type="checkbox"/> <input type="checkbox"/>		126.0#	1432	1944			

HOW TO ORDER

- Indicate the following information on order form:
- Quantity of each item.
 - Model number, including options. See "How To Build a Model Number".
 - Any special service required.

Note:

- The ☐ indicates that a choice is required.
- The absence of the ☐ indicates that no choice is required.
- Alpha-numeric characters in place of ☐ indicate that no other alternatives are available.

HOW TO BUILD A MODEL NUMBER

ASelect basic model.

BSelect edge style.

74P

- 74P edge

ME2

- Urethane edge

* (Edge style ME2 has ME on long edges/74P on short edges)

CSelect power option.

NNN

- No grommets, power, wire management/No cutouts

DSelect modesty panel.

NMP

- No modesty panel

ESelect edge color.

Refer to the **Product Color Options** page in this price list.

Edge color offerings are based on edge style selections.

FSelect surface finish.

Refer to the **Product Color Options** page in this

price list.

GSelect leg finish.

Refer to the **Product Color Options** page in this price list.

HSelect base.

4EC

- 4 casters

4GB

- 4 black glides

Casters=2 locking/2 non-locking, black wheel, silver hub

INFORMATION

LEG CLEARANCE		
Table Length / From Table Edge / Inside Leg		
60"	13.5	28.75
66"	13.5	34.75
72"	13.5	40.75
84"	13.5	52.75
96"	13.5	64.75

SPECIAL SERVICES

Special Carton Marking

With specially marked information N/C

Shipping
Ships **knocked down, FOB Bonduel, WI 54107, freight prepaid.** Freight class 125.

Specifications and prices are subject to change without prior notice.

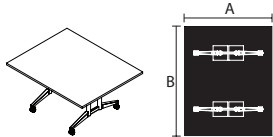
Pirouette® Tables - Fixed Height Base

Fixed Top-Rectangular-29" High (Conference)



Pirouette® Tables - Fixed Height Base

Fixed Top-Rectangular-29" High (Conference)

			MODEL NUMBER										<div>Approx. Packaged Weight</div> <div>74P Edge (74P)</div>	
			Basic Model	Edge Style	Power Option	Modesty Panel	Edge Color	Surface Finish	Leg Finish	Grommet/Module Color	Base	Cord (feet)		
<div></div> <div>PIFT</div> <div>Rectangular Conference Tables - 42"D</div> <div><ul style="list-style-type: none">• Chrome bases will have polished aluminum foot covers and polished aluminum vertical wire managers (when applicable)• Legs are inset 13.4" from edge to allow seating on all sides of table• 1 module/grommet for table lengths of 60" and 72"• 2 modules/grommets for table lengths of 84"• 84" includes worksurface stiffener channel• Fixed base at 29" high</div>	Features	A x B												
	TT Base	42 x 60"	PIFR4260	<input type="checkbox"/> <input type="checkbox"/> <input type="checkbox"/>	<input type="checkbox"/> <input type="checkbox"/> <input type="checkbox"/>	NMP	<input type="checkbox"/> <input type="checkbox"/> <input type="checkbox"/>	<input type="checkbox"/> <input type="checkbox"/> <input type="checkbox"/>	<input type="checkbox"/> <input type="checkbox"/>	<input type="checkbox"/> <input type="checkbox"/> <input type="checkbox"/> <input type="checkbox"/>	<input type="checkbox"/> <input type="checkbox"/>	<input type="checkbox"/> <input type="checkbox"/>	112.0#	\$ 1821
	TT Base	42 x 72"	PIFR4272	<input type="checkbox"/> <input type="checkbox"/> <input type="checkbox"/>	<input type="checkbox"/> <input type="checkbox"/> <input type="checkbox"/>	NMP	<input type="checkbox"/> <input type="checkbox"/> <input type="checkbox"/>	<input type="checkbox"/> <input type="checkbox"/> <input type="checkbox"/>	<input type="checkbox"/> <input type="checkbox"/>	<input type="checkbox"/> <input type="checkbox"/> <input type="checkbox"/> <input type="checkbox"/>	<input type="checkbox"/> <input type="checkbox"/>	<input type="checkbox"/> <input type="checkbox"/>	132.0#	1930
	TT Base	42 x 84"	PIFR4284	<input type="checkbox"/> <input type="checkbox"/> <input type="checkbox"/>	<input type="checkbox"/> <input type="checkbox"/> <input type="checkbox"/>	NMP	<input type="checkbox"/> <input type="checkbox"/> <input type="checkbox"/>	<input type="checkbox"/> <input type="checkbox"/> <input type="checkbox"/>	<input type="checkbox"/> <input type="checkbox"/>	<input type="checkbox"/> <input type="checkbox"/> <input type="checkbox"/> <input type="checkbox"/>	<input type="checkbox"/> <input type="checkbox"/>	<input type="checkbox"/> <input type="checkbox"/>	148.0#	2091
			A	B	C	D	E	F	G	H	I	J		

HOW TO ORDER

- Indicate the following information on order form:
1. Quantity of each item.
 2. Model number, including options. See "How To Build a Model Number".
 3. Any special service required.

Note: • The ☐ indicates that a choice is required.

- The absence of the ☐ indicates that no choice is required.
- Alpha-numeric characters in place of ☐ indicate that no other alternatives are available.

HOW TO BUILD A MODEL NUMBER

- A**Select basic model.
- B**Select edge style.
74P - 74P edge
- C**Select power option.
WMO - Wire management only-no cutouts; add \$64
NNN - No grommets, power or wire management/No cutouts
WMO - Wire management only-no cutouts; add \$64
MA1 - Module, Nacre pop-up w/USB-A/C (1); add \$420
MB1 - Module, Dubbel under-surface w/ dual USB-A/C (1); add \$264
MD1 - Module, Dean in-surface w/USB-A/C (1) ; add \$354
MO1 - Module, Node in-surface w/USB-A/C (1) ; add \$264
GA1 - Grommet, Nacre (1); add \$209
GD1 - Grommet, Dean (1); add \$209
GO1 - Grommet, Node (1); add \$144

- MA2** - Modules, Nacre pop-up w/USB-A/C (2); add \$839
MB2 - Modules, Dubbel under-surface w/ dual USB-A/C (2); add \$528
MD2 - Modules, Dean in-surface w/USB-A/C (2) ; add \$707
MO2 - Modules, Node in-surface w/USB-A/C (2); add \$528
GA2 - Grommets, Nacre (2); add \$408
GD2 - Grommets, Dean (2); add \$408
GO2 - Grommets, Node (2); add \$276
CORD LENGTH: 9' or 15' is optional on all module options.

WIRE MANAGEMENT: All options except NNN include vertical and horizontal wire management.

- D**Select modesty panel.
NMP - No modesty panel
- E**Select edge color.
Refer to the **Product Color Options** page in this price list.
Edge color offerings are based on edge style

- selections.
- F**Select surface finish.
Refer to the **Product Color Options** page in this price list.
- G**Select leg finish.
Refer to the **Product Color Options** page in this price list.
- H**Select grommet/module color.
Refer to the **Product Color Options** page in this price list.
- I**Select base.
4EC - 4 casters
4GB - 4 black glides
Casters=2 locking/2 non-locking, black wheel, silver hub
- J**Select cord length (feet).
15 - 15' cord length
9 - 9' cord length

INFORMATION
Contact KI Customer Service for specific models that are UL listed.

SPECIAL SERVICES

Special Carton Marking

With specially marked information N/C

Shipping
Ships **knocked down, FOB Bonduel, WI 54107, freight prepaid.** Freight class 125.

Specifications and prices are subject to change without prior notice.

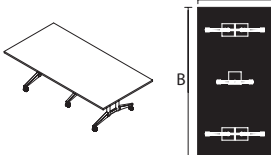
Pirouette® Tables - Fixed Height Base

Fixed Top-Rectangular-29" High (Conference)



Pirouette® Tables - Fixed Height Base

Fixed Top-Rectangular-29" High (Conference)

				MODEL NUMBER											
				Basic Model	Edge Style	Power Option	Modesty Panel	Edge Color	Surface Finish	Leg Finish	Grommet/Module Color	Base	Cord (feet)		
<div></div> <p>PIFT</p> <p>Rectangular Conference Tables - 42"D</p> <ul style="list-style-type: none">• Chrome bases will have polished aluminum foot covers and polished aluminum vertical wire managers (when applicable)• Legs are inset 13.4" from edge to allow seating on all sides of table• Fixed base at 29" high• Center leg is single T Base to improve leg clearance	Features	A x B	Three Bases	42 x 96"	PIFR4296	<input type="checkbox"/> <input type="checkbox"/> <input type="checkbox"/>	<input type="checkbox"/> <input type="checkbox"/> <input type="checkbox"/>	NMP	<input type="checkbox"/> <input type="checkbox"/> <input type="checkbox"/>	<input type="checkbox"/> <input type="checkbox"/> <input type="checkbox"/>	<input type="checkbox"/> <input type="checkbox"/> <input type="checkbox"/>	<input type="checkbox"/> <input type="checkbox"/> <input type="checkbox"/>	<input type="checkbox"/> <input type="checkbox"/> <input type="checkbox"/>	Approx. Packaged Weight	74P Edge (74P)
	Three Bases	42 x 120"	PIFR42120	<input type="checkbox"/> <input type="checkbox"/> <input type="checkbox"/>	<input type="checkbox"/> <input type="checkbox"/> <input type="checkbox"/>	NMP	<input type="checkbox"/> <input type="checkbox"/> <input type="checkbox"/>	<input type="checkbox"/> <input type="checkbox"/> <input type="checkbox"/>	<input type="checkbox"/> <input type="checkbox"/> <input type="checkbox"/>	<input type="checkbox"/> <input type="checkbox"/> <input type="checkbox"/>	<input type="checkbox"/> <input type="checkbox"/> <input type="checkbox"/>	<input type="checkbox"/> <input type="checkbox"/> <input type="checkbox"/>	<input type="checkbox"/> <input type="checkbox"/> <input type="checkbox"/>	179.0#	\$ 2329
				<input type="checkbox"/> <input type="checkbox"/> <input type="checkbox"/>	<input type="checkbox"/> <input type="checkbox"/> <input type="checkbox"/>		<input type="checkbox"/> <input type="checkbox"/> <input type="checkbox"/>	<input type="checkbox"/> <input type="checkbox"/> <input type="checkbox"/>	<input type="checkbox"/> <input type="checkbox"/> <input type="checkbox"/>	<input type="checkbox"/> <input type="checkbox"/> <input type="checkbox"/>	<input type="checkbox"/> <input type="checkbox"/> <input type="checkbox"/>	<input type="checkbox"/> <input type="checkbox"/> <input type="checkbox"/>	<input type="checkbox"/> <input type="checkbox"/> <input type="checkbox"/>	211.0#	2509
				A	B	C	D	E	F	G	H	I	J		

HOW TO ORDER

- Indicate the following information on order form:
1. Quantity of each item.
 2. Model number, including options. See "How To Build a Model Number".
 3. Any special service required.

Note:

- The ☐ indicates that a choice is required.
- The absence of the ☐ indicates that no choice is required.
- Alpha-numeric characters in place of ☐ indicate that no other alternatives are available.

HOW TO BUILD A MODEL NUMBER

ASelect basic model.

BSelect edge style.
74P - 74P edge

CSelect power option.
NNN - No grommets, power or wire management/No cutouts
WMO - Wire management only-no cutouts; add \$64
MA2 - Modules, Nacre pop-up w/USB-A/C (2); add \$839
MB2 - Modules, Dubbel under-surface w/ dual USB-A/C (2); add \$528
MD2 - Modules, Dean in-surface w/USB-A/C (2) ; add \$707
MO2 - Modules, Node in-surface w/USB-A/C (2); add \$528
GA2 - Grommets, Nacre (2); add \$408
GD2 - Grommets, Dean (2); add \$408
GO2 - Grommets, Node (2); add \$276

WIRE MANAGEMENT: All options except NNN include vertical and horizontal wire management.

DSelect modesty panel.
NMP - No modesty panel

ESelect edge color.
Refer to the **Product Color Options** page in this price list.
Edge color offerings are based on edge style selections.

FSelect surface finish.
Refer to the **Product Color Options** page in this price list.

GSelect leg finish.
Refer to the **Product Color Options** page in this price list.

HSelect grommet/module color.
Refer to the **Product Color Options** page in this price list.

CORD LENGTH: 9' or 15' is optional on all module options.

ISelect base.
4EC - 4 casters
4GB - 4 black glides
Casters=2 locking/2 non-locking, black wheel, silver hub

JSelect cord length (feet).
15 - 15' cord length
9 - 9' cord length

INFORMATION
Contact KI Customer Service for specific models that are UL listed.

SPECIAL SERVICES

Special Carton Marking

With specially marked information N/C

Shipping

Ships **knocked down, FOB Bonduel, WI 54107, freight prepaid.** Freight class 125.

Specifications and prices are subject to change without prior notice.

Pirouette® Tables - Fixed Height Base

Fixed Top-Rectangular-29" High (Conference)



Pirouette® Tables - Fixed Height Base

Fixed Top-Rectangular-29" High (Conference)

			MODEL NUMBER										<div>Approx. Packaged Weight</div> <div>74P Edge (74P)</div>	
			Basic Model	Edge Style	Power Option	Modesty Panel	Edge Color	Surface Finish	Leg Finish	Grommet/Module Color	Base	Cord (feet)		
<div><div><div><div></div><div></div></div><div><div></div><div></div></div></div><div><div></div><div></div></div><div><div></div><div></div></div></div> <div>PIFT</div> <div>Rectangular Conference Tables - 48"D</div> <div><div><div>• Chrome bases will have polished aluminum foot covers and polished aluminum vertical wire managers (when applicable)</div><div>• Legs are inset 13.4" from edge to allow seating on all sides of table</div><div>• 1 module/grommet for table lengths of 60" and 72"</div><div>• 2 modules/grommets for table lengths of 84"</div><div>• 84" includes worksurface stiffener channel</div><div>• Fixed base at 29" high</div></div></div>	Features	A x B	PIFR4860	<input type="checkbox"/> <input type="checkbox"/> <input type="checkbox"/>	<input type="checkbox"/> <input type="checkbox"/> <input type="checkbox"/>	NMP	<input type="checkbox"/> <input type="checkbox"/> <input type="checkbox"/>	<input type="checkbox"/> <input type="checkbox"/> <input type="checkbox"/>	<input type="checkbox"/> <input type="checkbox"/> <input type="checkbox"/>	<input type="checkbox"/> <input type="checkbox"/> <input type="checkbox"/> <input type="checkbox"/>	<input type="checkbox"/> <input type="checkbox"/> <input type="checkbox"/>	<input type="checkbox"/> <input type="checkbox"/> <input type="checkbox"/>	125.0#	\$ 1821
	TT Base	48 x 60"	PIFR4872	<input type="checkbox"/> <input type="checkbox"/> <input type="checkbox"/>	<input type="checkbox"/> <input type="checkbox"/> <input type="checkbox"/>	NMP	<input type="checkbox"/> <input type="checkbox"/> <input type="checkbox"/>	<input type="checkbox"/> <input type="checkbox"/> <input type="checkbox"/>	<input type="checkbox"/> <input type="checkbox"/> <input type="checkbox"/>	<input type="checkbox"/> <input type="checkbox"/> <input type="checkbox"/> <input type="checkbox"/>	<input type="checkbox"/> <input type="checkbox"/> <input type="checkbox"/>	<input type="checkbox"/> <input type="checkbox"/> <input type="checkbox"/>	147.0#	1930
	TT Base	48 x 84"	PIFR4884	<input type="checkbox"/> <input type="checkbox"/> <input type="checkbox"/>	<input type="checkbox"/> <input type="checkbox"/> <input type="checkbox"/>	NMP	<input type="checkbox"/> <input type="checkbox"/> <input type="checkbox"/>	<input type="checkbox"/> <input type="checkbox"/> <input type="checkbox"/>	<input type="checkbox"/> <input type="checkbox"/> <input type="checkbox"/>	<input type="checkbox"/> <input type="checkbox"/> <input type="checkbox"/> <input type="checkbox"/>	<input type="checkbox"/> <input type="checkbox"/> <input type="checkbox"/>	<input type="checkbox"/> <input type="checkbox"/> <input type="checkbox"/>	165.0#	2091
			A	B	C	D	E	F	G	H	I	J		

HOW TO ORDER

- Indicate the following information on order form:
- Quantity of each item.
 - Model number, including options. See "How To Build a Model Number".
 - Any special service required.

Note:

- The ☐ indicates that a choice is required.
- The absence of the ☐ indicates that no choice is required.
- Alpha-numeric characters in place of ☐ indicate that no other alternatives are available.

HOW TO BUILD A MODEL NUMBER

- A**Select basic model.
- B**Select edge style.

74P- 74P edge
- C**Select power option.

NNN- No grommets, power, wire management/No cutouts

WMO- Wire management only-no cutouts; add \$64

WMO- Wire management only-no cutouts; add \$64

MA1- Module, Nacre pop-up w/USB-A/C (1); add \$420

MB1- Module, Dubbel under-surface w/ dual USB-A/C (1); add \$264

MD1- Module, Dean in-surface w/USB-A/C (1) ; add \$354

MO1- Module, Node in-surface w/USB-A/C (1) ; add \$264

GA1- Grommet, Nacre (1); add \$209

GD1- Grommet, Dean (1); add \$209

GO1- Grommet, Node (1); add \$144
- MA2**- Modules, Nacre pop-up w/USB-A/C (2); add \$839

MB2- Modules, Dubbel under-surface w/ dual USB-A/C (2); add \$528

MD2- Modules, Dean in-surface w/USB-A/C (2) ; add \$707

MO2- Modules, Node in-surface w/USB-A/C (2); add \$528

GA2- Grommets, Nacre (2); add \$408

GD2- Grommets, Dean (2); add \$408

GO2- Grommets, Node (2); add \$276

CORD LENGTH: 9' or 15' is optional on all module options.

WIRE MANAGEMENT: All options except NNN include vertical and horizontal wire management.

DSelect modesty panel.

NMP- No modesty panel

ESelect edge color.

Refer to the **Product Color Options** page in this price list.

Edge color offerings are based on edge style

selections.

FSelect surface finish.

Refer to the **Product Color Options** page in this price list.

GSelect leg finish.

Refer to the **Product Color Options** page in this price list.

HSelect grommet/module color.

Refer to the **Product Color Options** page in this price list.

ISelect base.

4EC- 4 casters

4GB- 4 black glides

Casters=2 locking/2 non-locking, black wheel, silver hub

JSelect cord length (feet).

15- 15' cord length

9- 9' cord length

INFORMATION
Contact KI Customer Service for specific models that are UL listed.

SPECIAL SERVICES

Special Carton Marking

With specially marked informationN/C

Shipping

Ships **knocked down, FOB Bonduel, WI 54107, freight prepaid.** Freight class 125.

Specifications and prices are subject to change without prior notice.

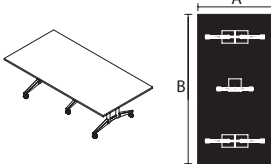
Pirouette® Tables - Fixed Height Base

Fixed Top-Rectangular-29" High (Conference)



Pirouette® Tables - Fixed Height Base

Fixed Top-Rectangular-29" High (Conference)

			MODEL NUMBER											
			Basic Model	Edge Style	Power Option	Modesty Panel	Edge Color	Surface Finish	Leg Finish	Grommet/Module Color	Base	Cord (feet)		
	Features	A x B											Approx. Packaged Weight	74P Edge (74P)
	Three Bases	48 x 96"	PIFR4896	<input type="checkbox"/> <input type="checkbox"/> <input type="checkbox"/>	<input type="checkbox"/> <input type="checkbox"/> <input type="checkbox"/>	NMP	<input type="checkbox"/> <input type="checkbox"/> <input type="checkbox"/>	<input type="checkbox"/> <input type="checkbox"/> <input type="checkbox"/>	<input type="checkbox"/>	<input type="checkbox"/> <input type="checkbox"/> <input type="checkbox"/> <input type="checkbox"/>	<input type="checkbox"/> <input type="checkbox"/> <input type="checkbox"/>	<input type="checkbox"/> <input type="checkbox"/>	199.0#	\$ 2329
	Three Bases	48 x 120"	PIFR48120	<input type="checkbox"/> <input type="checkbox"/> <input type="checkbox"/>	<input type="checkbox"/> <input type="checkbox"/> <input type="checkbox"/>	NMP	<input type="checkbox"/> <input type="checkbox"/> <input type="checkbox"/>	<input type="checkbox"/> <input type="checkbox"/> <input type="checkbox"/>	<input type="checkbox"/>	<input type="checkbox"/> <input type="checkbox"/> <input type="checkbox"/> <input type="checkbox"/>	<input type="checkbox"/> <input type="checkbox"/> <input type="checkbox"/>	<input type="checkbox"/> <input type="checkbox"/>	236.0#	2509
	Three TT Bases	48 x 144"	PIFR48144	<input type="checkbox"/> <input type="checkbox"/> <input type="checkbox"/>	<input type="checkbox"/> <input type="checkbox"/> <input type="checkbox"/>	NMP	<input type="checkbox"/> <input type="checkbox"/> <input type="checkbox"/>	<input type="checkbox"/> <input type="checkbox"/> <input type="checkbox"/>	<input type="checkbox"/>	<input type="checkbox"/> <input type="checkbox"/> <input type="checkbox"/> <input type="checkbox"/>	4GB	<input type="checkbox"/> <input type="checkbox"/>	0.0#	2912
			A	B	C	D	E	F	G	H	I	J		

PIFT
Rectangular Conference Tables - 48"D

- Chrome bases will have polished aluminum foot covers and polished aluminum vertical wire managers (when applicable)
- Legs are inset 13.4" from edge to allow seating on all sides of table
- Fixed base at 29" high
- Center leg is single T Base to improve leg clearance

HOW TO ORDER

Indicate the following information on order form:
1. Quantity of each item.
2. Model number, including options. See "How To Build a Model Number".
3. Any special service required.

- Note:
- The ☐ indicates that a choice is required.
 - The absence of the ☐ indicates that no choice is required.
 - Alpha-numeric characters in place of ☐ indicate that no other alternatives are available.

HOW TO BUILD A MODEL NUMBER

- A** Select basic model.
- B** Select edge style.
74P - 74P edge
- C** Select power option.
NNN - No grommets, power or wire management/No cutouts
WMO - Wire management only-no cutouts; add \$64
MA2 - Modules, Nacre pop-up w/USB-A/C (2); add \$839
MB2 - Modules, Dubbel under-surface w/ dual USB-A/C (2); add \$528
MD2 - Modules, Dean in-surface w/USB-A/C (2) ; add \$707
MO2 - Modules, Node in-surface w/USB-A/C (2); add \$528
GA2 - Grommets, Nacre (2); add \$408
GD2 - Grommets, Dean (2); add \$408
GO2 - Grommets, Node (2); add \$276

CORD LENGTH: 9' or 15' is optional on all module options.

WIRE MANAGEMENT: All options except NNN include vertical and horizontal wire management.

- D** Select modesty panel.
NMP - No modesty panel
- E** Select edge color.
Refer to the **Product Color Options** page in this price list.
Edge color offerings are based on edge style selections.
- F** Select surface finish.
Refer to the **Product Color Options** page in this price list.
- G** Select leg finish.
Refer to the **Product Color Options** page in this price list.
- H** Select grommet/module color.
Refer to the **Product Color Options** page in this price list.

- I** Select base.
4EC - 4 casters
4GB - 4 black glides
Casters=2 locking/2 non-locking, black wheel, silver hub
- J** Select cord length (feet).
15 - 15' cord length
9 - 9' cord length

INFORMATION
Contact KI Customer Service for specific models that are UL listed.

SPECIAL SERVICES

Special Carton Marking

With specially marked information N/C

Shipping
Ships **knocked down, FOB Bonduel, WI 54107, freight prepaid.** Freight class 125.

Specifications and prices are subject to change without prior notice.

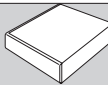
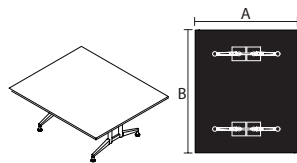
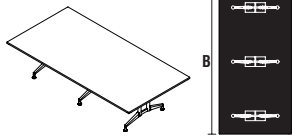
Pirouette® Tables - Fixed Height Base

Fixed Top-Rectangular-29" High (Conference)



Pirouette® Tables - Fixed Height Base

Fixed Top-Rectangular-29" High (Conference)

			MODEL NUMBER													
			Basic Model	Edge Style	Power Option	Modesty Panel	Edge Color	Surface Finish	Leg Finish	Grommet/Module Color	Base	Cord (feet)				
 <p>PIFT</p> <p>Rectangular Conference Tables - 60"D</p> <ul style="list-style-type: none">• Chrome bases will have polished aluminum foot covers and polished aluminum vertical wire managers (when applicable)• Legs are inset 13.4" from edge to allow seating on all sides of table• 1 module/grommet for table lengths of 72"• 2 modules/grommets for table lengths of 84" thru 144"• 84" includes worksurface stiffener channel• Fixed base at 29" high	Features	A x B	TT Base	60 x 72"	PIFR6072	<input type="checkbox"/> <input type="checkbox"/> <input type="checkbox"/>	<input type="checkbox"/> <input type="checkbox"/> <input type="checkbox"/>	NMP	<input type="checkbox"/> <input type="checkbox"/> <input type="checkbox"/>	<input type="checkbox"/> <input type="checkbox"/> <input type="checkbox"/>	<input type="checkbox"/> <input type="checkbox"/> <input type="checkbox"/>	4GB	<input type="checkbox"/> <input type="checkbox"/>		0.0#	\$ 2669
	TT Base	60 x 84"	PIFR6084	<input type="checkbox"/> <input type="checkbox"/> <input type="checkbox"/>	<input type="checkbox"/> <input type="checkbox"/> <input type="checkbox"/>	NMP	<input type="checkbox"/> <input type="checkbox"/> <input type="checkbox"/>	<input type="checkbox"/> <input type="checkbox"/> <input type="checkbox"/>	<input type="checkbox"/> <input type="checkbox"/> <input type="checkbox"/>	<input type="checkbox"/> <input type="checkbox"/> <input type="checkbox"/>	4GB	<input type="checkbox"/> <input type="checkbox"/>		0.0#	2912	
	 <p>PIFT</p> <p>Rectangular Conference Tables - 60"D</p> <ul style="list-style-type: none">• Chrome bases will have polished aluminum foot covers and polished aluminum vertical wire managers (when applicable)• Legs are inset 13.4" from edge to allow seating on all sides of table• Fixed base at 29" high	Three TT Bases	60 x 96"	PIFR6096	<input type="checkbox"/> <input type="checkbox"/> <input type="checkbox"/>	<input type="checkbox"/> <input type="checkbox"/> <input type="checkbox"/>	NMP	<input type="checkbox"/> <input type="checkbox"/> <input type="checkbox"/>	<input type="checkbox"/> <input type="checkbox"/> <input type="checkbox"/>	<input type="checkbox"/> <input type="checkbox"/> <input type="checkbox"/>	<input type="checkbox"/> <input type="checkbox"/> <input type="checkbox"/>	4GB	<input type="checkbox"/> <input type="checkbox"/>		0.0#	\$ 3397
Three TT Bases		60 x 120"	PIFR60120	<input type="checkbox"/> <input type="checkbox"/> <input type="checkbox"/>	<input type="checkbox"/> <input type="checkbox"/> <input type="checkbox"/>	NMP	<input type="checkbox"/> <input type="checkbox"/> <input type="checkbox"/>	<input type="checkbox"/> <input type="checkbox"/> <input type="checkbox"/>	<input type="checkbox"/> <input type="checkbox"/> <input type="checkbox"/>	<input type="checkbox"/> <input type="checkbox"/> <input type="checkbox"/>	4GB	<input type="checkbox"/> <input type="checkbox"/>		0.0#	3882	
Three TT Bases		60 x 132"	PIFR60132	<input type="checkbox"/> <input type="checkbox"/> <input type="checkbox"/>	<input type="checkbox"/> <input type="checkbox"/> <input type="checkbox"/>	NMP	<input type="checkbox"/> <input type="checkbox"/> <input type="checkbox"/>	<input type="checkbox"/> <input type="checkbox"/> <input type="checkbox"/>	<input type="checkbox"/> <input type="checkbox"/> <input type="checkbox"/>	<input type="checkbox"/> <input type="checkbox"/> <input type="checkbox"/>	4GB	<input type="checkbox"/> <input type="checkbox"/>		0.0#	4246	
Three TT Bases		60 x 144"	PIFR60144	<input type="checkbox"/> <input type="checkbox"/> <input type="checkbox"/>	<input type="checkbox"/> <input type="checkbox"/> <input type="checkbox"/>	NMP	<input type="checkbox"/> <input type="checkbox"/> <input type="checkbox"/>	<input type="checkbox"/> <input type="checkbox"/> <input type="checkbox"/>	<input type="checkbox"/> <input type="checkbox"/> <input type="checkbox"/>	<input type="checkbox"/> <input type="checkbox"/> <input type="checkbox"/>	4GB	<input type="checkbox"/> <input type="checkbox"/>		0.0#	4489	

A

B

C

D

E

F

G

H

I

J

HOW TO ORDER

- Indicate the following information on order form:
1. Quantity of each item.
 2. Model number, including options. See "How To Build a Model Number".
 3. Any special service required.

Note:

- The ☐ indicates that a choice is required.
- The absence of the ☐ indicates that no choice is required.
- Alpha-numeric characters in place of ☐ indicate that no other alternatives are available.

HOW TO BUILD A MODEL NUMBER

- A**Select basic model.
- B**Select edge style.
74P - 74P edge
- C**Select power option.
NNN - No grommets, power, wire management/No cutouts
WMO - Wire management only-no cutouts; add \$64
MA1 - Module, Nacre pop-up w/USB-A/C (1); add \$420
MB1 - Module, Dubbel under-surface w/ dual USB-A/C (1); add \$264
MD1 - Module, Dean in-surface w/USB-A/C (1) ; add \$354
MO1 - Module, Node in-surface w/USB-A/C (1) ; add \$264
GA1 - Grommet, Nacre (1); add \$209
GD1 - Grommet, Dean (1); add \$209
GO1 - Grommet, Node (1); add \$144
MA2 - Modules, Nacre pop-up w/USB-A/C (2); add \$839

- MB2** - Modules, Dubbel under-surface w/ dual USB-A/C (2); add \$528
MD2 - Modules, Dean in-surface w/USB-A/C (2) ; add \$707
MO2 - Modules, Node in-surface w/USB-A/C (2); add \$528
GA2 - Grommets, Nacre (2); add \$408
GD2 - Grommets, Dean (2); add \$408
GO2 - Grommets, Node (2); add \$276
CORD LENGTH: 9' or 15' is optional on all module options.

WIRE MANAGEMENT: All options except NNN include vertical and horizontal wire management.

- D**Select modesty panel.
NMP - No modesty panel
- E**Select edge color.
Refer to the **Product Color Options** page in this price list.
Edge color offerings are based on edge style selections.

- F**Select surface finish.
Refer to the **Product Color Options** page in this price list.
- G**Select leg finish.
Refer to the **Product Color Options** page in this price list.
- H**Select grommet/module color.
Refer to the **Product Color Options** page in this price list.
- I**Select base.
4GB - 4 black glides
Casters=2 locking/2 non-locking, black wheel, silver hub
- J**Select cord length (feet).
15 - 15' cord length
9 - 9' cord length

INFORMATION
Contact KI Customer Service for specific models that are UL listed.

SPECIAL SERVICES

Special Carton Marking

With specially marked information N/C

Shipping
Ships **knocked down, FOB Bonduel, WI 54107, freight prepaid.** Freight class 125.

Specifications and prices are subject to change without prior notice.

Technical drawing of a table. The drawing shows a perspective view of the table on the left and a side elevation view on the right. The side elevation view is labeled with dimension 'A' for the width and dimension 'B' for the height. The table has a rectangular top and four legs. The side elevation view shows the table's profile with four horizontal lines representing the legs and a vertical line representing the backrest or side panel.

- Chrome bases will have polished aluminum foot covers and polished aluminum vertical wire managers (when applicable)
- Legs are inset 13.4" from edge to allow seating on all sides of table
- Tables with four or more TT bases have a two-piece top
- Fixed base at 29" high

- Chrome bases will have polished aluminum foot covers and polished aluminum vertical wire managers (when applicable)
- Legs are inset 13.4" from edge to allow seating on all sides of table
- Tables with four or more TT bases have a two-piece top
- Fixed base at 29" high

A B C D E F G H I J

Indicate the following information on order form:

1. Quantity of each item.
2. Model number, including options. See "How To Build a Model Number".
3. Any special service required.

- The ☐ indicates that a choice is required.
- The absence of the ☐ indicates that no choice is required.
- Alpha-numeric characters in place of ☐ indicate that no other alternatives are available.

A Select basic model.

B Select edge style.
74P - 74P edge

C Select power option.

NNN - No grommets, power or wire management/No cutouts

WMO - Wire management only-no cutouts; add \$64

MA2 - Modules, Nacre pop-up w/USB-A/C (2); add \$839

MB2 - Modules, Dubbel under-surface w/ dual USB-A/C (2); add \$528

MD2 - Modules, Dean in-surface w/USB-A/C (2); add \$707

MO2 - Modules, Node in-surface w/USB-A/C (2); add \$528

GA2 - Grommets, Nacre (2); add \$408

GD2 - Grommets, Dean (2); add \$408

GO2 - Grommets, Node (2); add \$276

CORD LENGTH: 9' or 15' is optional on all module options.

WIRE MANAGEMENT: All options except NNN include vertical and horizontal wire management.

D Select modesty panel.

NMP	- No modesty panel
------------	--------------------

E Select edge color.
Refer to the **Product Color Options** page in this price list.
Edge color offerings are based on edge style selections.

F Select surface finish.
Refer to the **Product Color Options** page in this price list.

G Select leg finish.
Refer to the **Product Color Options** page in this price list.

H Select grommet/module color.
Refer to the **Product Color Options** page in this price list.

1 Select base.
4GB - 4 black glides
 Casters=2 locking/2 non-locking, black wheel,
 silver hub

J Select cord length (feet).

15	- 15' cord length
9	- 9' cord length

Contact KI Customer Service for specific models that are UL listed.

Special Carton Marking

With specially marked information N/C

Shipping

Ships knocked down, FOB Bonduel, WI 54107, freight prepaid. Freight class 125.

Specifications and prices are subject to change without prior notice.

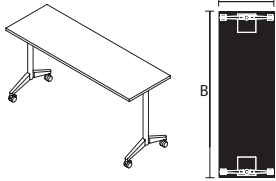
Pirouette® Tables - Fixed Height Base

Fixed Top-Rectangular-36" High (Counter Height)



Pirouette® Tables - Fixed Height Base

Fixed Top-Rectangular-36" High (Counter Height)

			MODEL NUMBER											<div>Approx. Packaged Weight</div> <div>74P Edge (74P)</div>		
			Basic Model	Edge Style	Power Option	Modesty Panel	Edge Color	Surface Finish	Leg Finish	Grommet/Module Color	Polyester Modesty Panel Color	Base	Cord (feet)			
<div></div> <div>PIF3</div> <div>Rectangular Tables - 18”D</div> <ul style="list-style-type: none">• Tables are designed for maximum leg spacing for the length of the table• Chrome bases will have polished aluminum foot covers and polished aluminum vertical wire managers (when applicable)• Gangers ordered separately• Recommended chair height for 36”H table is 24” stool• Fixed base at 36” high	Features	A x B														
	T Base	18 x 36”	PIFR1836H36	<input type="checkbox"/>	<input type="checkbox"/>	<input type="checkbox"/>	<input type="checkbox"/>	<input type="checkbox"/>	<input type="checkbox"/>	<input type="checkbox"/>	<input type="checkbox"/>	<input type="checkbox"/>	<input type="checkbox"/>	47.0#	\$ 939	
	T Base	18 x 42”	PIFR1842H36	<input type="checkbox"/>	<input type="checkbox"/>	<input type="checkbox"/>	<input type="checkbox"/>	<input type="checkbox"/>	<input type="checkbox"/>	<input type="checkbox"/>	<input type="checkbox"/>	<input type="checkbox"/>	<input type="checkbox"/>	51.0#	974	
	T Base	18 x 48”	PIFR1848H36	<input type="checkbox"/>	<input type="checkbox"/>	<input type="checkbox"/>	<input type="checkbox"/>	<input type="checkbox"/>	<input type="checkbox"/>	<input type="checkbox"/>	<input type="checkbox"/>	<input type="checkbox"/>	<input type="checkbox"/>	55.0#	974	
	T Base	18 x 54”	PIFR1854H36	<input type="checkbox"/>	<input type="checkbox"/>	<input type="checkbox"/>	<input type="checkbox"/>	<input type="checkbox"/>	<input type="checkbox"/>	<input type="checkbox"/>	<input type="checkbox"/>	<input type="checkbox"/>	<input type="checkbox"/>	58.0#	996	
	T Base	18 x 60”	PIFR1860H36	<input type="checkbox"/>	<input type="checkbox"/>	<input type="checkbox"/>	<input type="checkbox"/>	<input type="checkbox"/>	<input type="checkbox"/>	<input type="checkbox"/>	<input type="checkbox"/>	<input type="checkbox"/>	<input type="checkbox"/>	62.0#	996	
	T Base	18 x 66”	PIFR1866H36	<input type="checkbox"/>	<input type="checkbox"/>	<input type="checkbox"/>	<input type="checkbox"/>	<input type="checkbox"/>	<input type="checkbox"/>	<input type="checkbox"/>	<input type="checkbox"/>	<input type="checkbox"/>	<input type="checkbox"/>	65.0#	1015	
	T Base	18 x 72”	PIFR1872H36	<input type="checkbox"/>	<input type="checkbox"/>	<input type="checkbox"/>	<input type="checkbox"/>	<input type="checkbox"/>	<input type="checkbox"/>	<input type="checkbox"/>	<input type="checkbox"/>	<input type="checkbox"/>	<input type="checkbox"/>	73.0#	1015	
<div>PIF3</div> <div>Rectangular Tables - 24”D</div> <ul style="list-style-type: none">• Tables are designed for maximum leg spacing for the length of the table• Chrome bases will have polished aluminum foot covers and polished aluminum vertical wire managers (when applicable)• Gangers ordered separately• Recommended chair height for 36”H table is 24” stool• Fixed base at 36” high	T Base	24 x 36”	PIFR2436H36	<input type="checkbox"/>	<input type="checkbox"/>	<input type="checkbox"/>	<input type="checkbox"/>	<input type="checkbox"/>	<input type="checkbox"/>	<input type="checkbox"/>	<input type="checkbox"/>	<input type="checkbox"/>	<input type="checkbox"/>	57.0#	\$ 994	
	T Base	24 x 42”	PIFR2442H36	<input type="checkbox"/>	<input type="checkbox"/>	<input type="checkbox"/>	<input type="checkbox"/>	<input type="checkbox"/>	<input type="checkbox"/>	<input type="checkbox"/>	<input type="checkbox"/>	<input type="checkbox"/>	<input type="checkbox"/>	62.0#	1014	
	T Base	24 x 48”	PIFR2448H36	<input type="checkbox"/>	<input type="checkbox"/>	<input type="checkbox"/>	<input type="checkbox"/>	<input type="checkbox"/>	<input type="checkbox"/>	<input type="checkbox"/>	<input type="checkbox"/>	<input type="checkbox"/>	<input type="checkbox"/>	67.0#	1049	
	T Base	24 x 54”	PIFR2454H36	<input type="checkbox"/>	<input type="checkbox"/>	<input type="checkbox"/>	<input type="checkbox"/>	<input type="checkbox"/>	<input type="checkbox"/>	<input type="checkbox"/>	<input type="checkbox"/>	<input type="checkbox"/>	<input type="checkbox"/>	72.0#	1147	
	T Base	24 x 60”	PIFR2460H36	<input type="checkbox"/>	<input type="checkbox"/>	<input type="checkbox"/>	<input type="checkbox"/>	<input type="checkbox"/>	<input type="checkbox"/>	<input type="checkbox"/>	<input type="checkbox"/>	<input type="checkbox"/>	<input type="checkbox"/>	76.0#	1147	
	T Base	24 x 66”	PIFR2466H36	<input type="checkbox"/>	<input type="checkbox"/>	<input type="checkbox"/>	<input type="checkbox"/>	<input type="checkbox"/>	<input type="checkbox"/>	<input type="checkbox"/>	<input type="checkbox"/>	<input type="checkbox"/>	<input type="checkbox"/>	81.0#	1260	
	T Base	24 x 72”	PIFR2472H36	<input type="checkbox"/>	<input type="checkbox"/>	<input type="checkbox"/>	<input type="checkbox"/>	<input type="checkbox"/>	<input type="checkbox"/>	<input type="checkbox"/>	<input type="checkbox"/>	<input type="checkbox"/>	<input type="checkbox"/>	90.0#	1260	
			A	B	C	D	E	F	G	H	I	J	K			

HOW TO ORDER

- Indicate the following information on order form:
1. Quantity of each item.
 2. Model number, including options. See “How To Build a Model Number”.
 3. Any special service required.

Note: • The ☐ indicates that a choice is required.

- The absence of the ☐ indicates that no choice is required.
- Alpha-numeric characters in place of ☐ indicate that no other alternatives are available.

HOW TO BUILD A MODEL NUMBER

- A**Select basic model.
- B**Select edge style.

74P - 74P edge
- C**Select power option.

NNN - No grommets, power, wire management/No cutouts

WMO - Wire management only-no cutouts; add \$64

MD1 - Module, Dean in-surface w/USB-A/C (1) ; add \$354

MB1 - Module, Dubbel under-surface w/ dual USB-A/C (1); add \$264

MA1 - Module, Nacre pop-up w/USB-A/C (1); add \$420

MO1 - Module, Node in-surface w/USB-A/C (1) ; add \$264

GA1 - Grommet, Nacre (1); add \$209

GD1 - Grommet, Dean (1); add \$209

G01 - Grommet, Node (1); add \$144

CORD LENGTH: 9' or 15' is optional on all module options.
- D**Select modesty panel.

NMP - No modesty panel

PMP - Polyester felt modesty panel; add \$265
- E**Select edge color.

Refer to the **Product Color Options** page in this price list.

Edge color offerings are based on edge style selections.
- F**Select surface finish.

Refer to the **Product Color Options** page in this price list.
- G**Select leg finish.

Refer to the **Product Color Options** page in this price list.
- H**Select grommet/module color.
- WIRE MANAGEMENT: All options except NNN include vertical and horizontal wire management.

Refer to the **Product Color Options** page in this price list.

- I**Select modesty panel color (only if polyester felt panel is chosen).

Refer to the **Product Color Options** page in this price list.
- J**Select base.

4EC - 4 casters

4GB - 4 black glides

Casters=2 locking/2 non-locking, black wheel, silver hub
- K**Select cord length (feet).

15 - 15' cord length

9 - 9' cord length

INFORMATION

Contact KI Customer Service for specific models that are UL listed.

SPECIAL SERVICES

Special Carton Marking

With specially marked information N/C

Shipping

Ships **knocked down, FOB Bonduel, WI 54107, freight prepaid.** Freight class 125.

Specifications and prices are subject to change without prior notice.

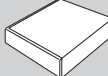





































































































































Pirouette® Tables - Fixed Height Base

Fixed Top-Rectangular-36" High (Counter Height)



Pirouette® Tables - Fixed Height Base

Fixed Top-Rectangular-36" High (Counter Height)

			MODEL NUMBER															
			Basic Model	Edge Style	Power Option	Modesty Panel	Edge Color	Surface Finish	Leg Finish	Grommet/ Module Color	Polyester Modesty Panel Color	Base			Cord (feet)			
Features	A x B		T Base	30 x 36"	PIFR3036H36	 	 	 	 	 		 	 	 	 	64.0#	\$ 1080	
T Base	30 x 42"	PIFR3042H36	 	 	 	 	 		 	 	 	 	70.0#	1148				
T Base	30 x 48"	PIFR3048H36	 	 	 	 	 		 	 	 	 	76.0#	1148				
T Base	30 x 54"	PIFR3054H36	 	 	 	 	 		 	 	 	 	82.0#	1275				
T Base	30 x 60"	PIFR3060H36	 	 	 	 	 		 	 	 	 	88.0#	1275				
T Base	30 x 66"	PIFR3066H36	 	 	 	 	 		 	 	 	 	94.0#	1331				
T Base	30 x 72"	PIFR3072H36	 	 	 	 	 		 	 	 	 	104.0#	1352				

HOW TO ORDER

Indicate the following information on order form:

1. Quantity of each item.
2. Model number, including options. See "How To Build a Model Number".
3. Any special service required.

Note: • The ☐ indicates that a choice is required.

- The absence of the ☐ indicates that no choice is required.
- Alpha-numeric characters in place of ☐ indicate that no other alternatives are available.

HOW TO BUILD A MODEL NUMBER

- A** Select basic model.
- B** Select edge style.
- 74P** - 74P edge
- C** Select power option.
- NNN** - No grommets, power, wire management/No cutouts
- WMO** - Wire management only-no cutouts; add \$64
- MD1** - Module, Dean in-surface w/USB-A/C (1); add \$354
- MB1** - Module, Dubbel under-surface w/ dual USB-A/C (1); add \$264
- MA1** - Module, Nacre pop-up w/USB-A/C (1); add \$420
- MO1** - Module, Node in-surface w/USB-A/C (1); add \$264
- GA1** - Grommet, Nacre (1); add \$209
- GD1** - Grommet, Dean (1); add \$209
- GO1** - Grommet, Node (1); add \$144

CORD LENGTH: 9' or 15' is optional on all module options.

WIRE MANAGEMENT: All options except NNN include vertical and horizontal wire management.

- D** Select modesty panel.

NMP	- No modesty panel
PMP	- Polyester felt modesty panel; add \$265
- E** Select edge color.

Refer to the **Product Color Options** page in this price list.

Edge color offerings are based on edge style selections.
- F** Select surface finish.

Refer to the **Product Color Options** page in this price list.
- G** Select leg finish.

Refer to the **Product Color Options** page in this price list.
- H** Select grommet/module color.

Refer to the **Product Color Options** page in this price list.

- I** Select modesty panel color (only if polyester felt panel is chosen).
Refer to the **Product Color Options** page in this price list.
- J** Select base.
- | | |
|------------|------------------|
| 4EC | - 4 casters |
| 4GB | - 4 black glides |
- Casters=2 locking/2 non-locking, black wheel, silver hub
- K** Select cord length (feet).
- | | |
|-----------|-------------------|
| 15 | - 15' cord length |
| 9 | - 9' cord length |

INFORMATION

Contact KI Customer Service for specific models that are UL listed.

SPECIAL SERVICES

Special Carton Marking

With specially marked information N/C

Shipping

Ships knocked down, FOB Bonduel, WI 54107, freight prepaid. Freight class 125.

Specifications and prices are subject to change without prior notice.

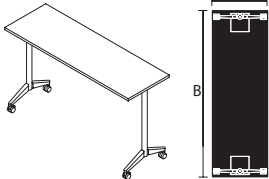
Pirouette® Tables - Fixed Height Base

Fixed Top-Rectangular-42” High (Cafe Height)



Pirouette® Tables - Fixed Height Base

Fixed Top-Rectangular-42” High (Cafe Height)

			MODEL NUMBER											<div>Approx. Packaged Weight</div> <div>74P Edge (74P)</div>		
			Basic Model	Edge Style	Power Option	Modesty Panel	Edge Color	Surface Finish	Leg Finish	Grommet/Module Color	Polyester Modesty Panel Color	Base	Cord (feet)			
<div></div> <div>PIF4</div> <div>Rectangular Tables - 18”D</div> <ul style="list-style-type: none">Tables are designed for maximum leg spacing for the length of the tableChrome bases will have polished aluminum foot covers and polished aluminum vertical wire managers (when applicable)Gangers ordered separatelyRecommended chair height for 42”H table is 30” stoolFixed base at 42” high	Features	A x B														
	T Base	18 x 36”	PIFR1836H42	<input type="checkbox"/>	<input type="checkbox"/>	<input type="checkbox"/>	<input type="checkbox"/>	<input type="checkbox"/>	<input type="checkbox"/>	<input type="checkbox"/>	<input type="checkbox"/>	<input type="checkbox"/>	<input type="checkbox"/>	49.0#	\$ 947	
	T Base	18 x 42”	PIFR1842H42	<input type="checkbox"/>	<input type="checkbox"/>	<input type="checkbox"/>	<input type="checkbox"/>	<input type="checkbox"/>	<input type="checkbox"/>	<input type="checkbox"/>	<input type="checkbox"/>	<input type="checkbox"/>	<input type="checkbox"/>	53.0#	981	
	T Base	18 x 48”	PIFR1848H42	<input type="checkbox"/>	<input type="checkbox"/>	<input type="checkbox"/>	<input type="checkbox"/>	<input type="checkbox"/>	<input type="checkbox"/>	<input type="checkbox"/>	<input type="checkbox"/>	<input type="checkbox"/>	<input type="checkbox"/>	57.0#	981	
	T Base	18 x 54”	PIFR1854H42	<input type="checkbox"/>	<input type="checkbox"/>	<input type="checkbox"/>	<input type="checkbox"/>	<input type="checkbox"/>	<input type="checkbox"/>	<input type="checkbox"/>	<input type="checkbox"/>	<input type="checkbox"/>	<input type="checkbox"/>	60.0#	1003	
	T Base	18 x 60”	PIFR1860H42	<input type="checkbox"/>	<input type="checkbox"/>	<input type="checkbox"/>	<input type="checkbox"/>	<input type="checkbox"/>	<input type="checkbox"/>	<input type="checkbox"/>	<input type="checkbox"/>	<input type="checkbox"/>	<input type="checkbox"/>	64.0#	1003	
	T Base	18 x 66”	PIFR1866H42	<input type="checkbox"/>	<input type="checkbox"/>	<input type="checkbox"/>	<input type="checkbox"/>	<input type="checkbox"/>	<input type="checkbox"/>	<input type="checkbox"/>	<input type="checkbox"/>	<input type="checkbox"/>	<input type="checkbox"/>	67.0#	1023	
	T Base	18 x 72”	PIFR1872H42	<input type="checkbox"/>	<input type="checkbox"/>	<input type="checkbox"/>	<input type="checkbox"/>	<input type="checkbox"/>	<input type="checkbox"/>	<input type="checkbox"/>	<input type="checkbox"/>	<input type="checkbox"/>	<input type="checkbox"/>	75.0#	1023	
<div>PIF4</div> <div>Rectangular Tables - 24”D</div> <ul style="list-style-type: none">Tables are designed for maximum leg spacing for the length of the tableChrome bases will have polished aluminum foot covers and polished aluminum vertical wire managers (when applicable)Gangers ordered separatelyRecommended chair height for 42”H table is 30” stoolFixed base at 42” high	T Base	24 x 36”	PIFR2436H42	<input type="checkbox"/>	<input type="checkbox"/>	<input type="checkbox"/>	<input type="checkbox"/>	<input type="checkbox"/>	<input type="checkbox"/>	<input type="checkbox"/>	<input type="checkbox"/>	<input type="checkbox"/>	<input type="checkbox"/>	59.0#	\$ 1003	
	T Base	24 x 42”	PIFR2442H42	<input type="checkbox"/>	<input type="checkbox"/>	<input type="checkbox"/>	<input type="checkbox"/>	<input type="checkbox"/>	<input type="checkbox"/>	<input type="checkbox"/>	<input type="checkbox"/>	<input type="checkbox"/>	<input type="checkbox"/>	64.0#	1023	
	T Base	24 x 48”	PIFR2448H42	<input type="checkbox"/>	<input type="checkbox"/>	<input type="checkbox"/>	<input type="checkbox"/>	<input type="checkbox"/>	<input type="checkbox"/>	<input type="checkbox"/>	<input type="checkbox"/>	<input type="checkbox"/>	<input type="checkbox"/>	69.0#	1060	
	T Base	24 x 54”	PIFR2454H42	<input type="checkbox"/>	<input type="checkbox"/>	<input type="checkbox"/>	<input type="checkbox"/>	<input type="checkbox"/>	<input type="checkbox"/>	<input type="checkbox"/>	<input type="checkbox"/>	<input type="checkbox"/>	<input type="checkbox"/>	74.0#	1158	
	T Base	24 x 60”	PIFR2460H42	<input type="checkbox"/>	<input type="checkbox"/>	<input type="checkbox"/>	<input type="checkbox"/>	<input type="checkbox"/>	<input type="checkbox"/>	<input type="checkbox"/>	<input type="checkbox"/>	<input type="checkbox"/>	<input type="checkbox"/>	78.0#	1158	
	T Base	24 x 66”	PIFR2466H42	<input type="checkbox"/>	<input type="checkbox"/>	<input type="checkbox"/>	<input type="checkbox"/>	<input type="checkbox"/>	<input type="checkbox"/>	<input type="checkbox"/>	<input type="checkbox"/>	<input type="checkbox"/>	<input type="checkbox"/>	82.0#	1268	
	T Base	24 x 72”	PIFR2472H42	<input type="checkbox"/>	<input type="checkbox"/>	<input type="checkbox"/>	<input type="checkbox"/>	<input type="checkbox"/>	<input type="checkbox"/>	<input type="checkbox"/>	<input type="checkbox"/>	<input type="checkbox"/>	<input type="checkbox"/>	92.0#	1268	
			A	B	C	D	E	F	G	H	I	J	K			

HOW TO ORDER

- Indicate the following information on order form:
- Quantity of each item.
 - Model number, including options. See “How To Build a Model Number”.
 - Any special service required.

Note:

- The ☐ indicates that a choice is required.
- The absence of the ☐ indicates that no choice is required.
- Alpha-numeric characters in place of ☐ indicate that no other alternatives are available.

HOW TO BUILD A MODEL NUMBER

- A**Select basic model.
- B**Select edge style.

74P - 74P edge
- C**Select power option.

NNN - No grommets, power, wire management/No cutouts

WMO - Wire management only-no cutouts; add \$64

MD1 - Module, Dean in-surface w/USB-A/C (1) ; add \$354

MB1 - Module, Dubbel under-surface w/ dual USB-A/C (1); add \$264

MA1 - Module, Nacre pop-up w/USB-A/C (1); add \$420

MO1 - Module, Node in-surface w/USB-A/C (1) ; add \$264

GA1 - Grommet, Nacre (1); add \$209

GD1 - Grommet, Dean (1); add \$209

G01 - Grommet, Node (1); add \$144

CORD LENGTH: 9' or 15' is optional on all module options.
- D**Select modesty panel.

NMP - No modesty panel

PMP - Polyester felt modesty panel; add \$265
- E**Select edge color.

Refer to the **Product Color Options** page in this price list.

Edge color offerings are based on edge style selections.
- F**Select surface finish.

Refer to the **Product Color Options** page in this price list.
- G**Select leg finish.

Refer to the **Product Color Options** page in this price list.
- H**Select grommet/module color.
- I**Select modesty panel color (only if polyester felt panel is chosen).

Refer to the **Product Color Options** page in this price list.
- J**Select base.

4EC - 4 casters

4GB - 4 black glides

Casters=2 locking/2 non-locking, black wheel, silver hub
- K**Select cord length (feet).

15 - 15' cord length

9 - 9' cord length

Refer to the **Product Color Options** page in this price list.

INFORMATION

Contact KI Customer Service for specific models that are UL listed.

SPECIAL SERVICES

Special Carton Marking

With specially marked information N/C

Shipping

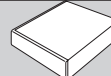
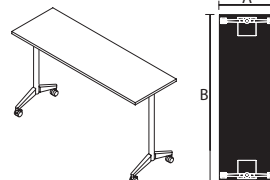
Ships **knocked down, FOB Bonduel, WI 54107, freight prepaid.** Freight class 125.

Specifications and prices are subject to change without prior notice.



Rectangular Tables - 30" D

- Tables are designed for maximum leg spacing for the length of the table
- Chrome bases will have polished aluminum foot covers and polished aluminum vertical wire managers (when applicable)
- Gangers ordered separately
- Recommended chair height for 42"H table is 30" stool
- Fixed base at 42" high

			MODEL NUMBER												
			Basic Model	Edge Style	Power Option	Modesty Panel	Edge Color	Surface Finish	Leg Finish	Grommet/ Module Color	Polyester Modesty Panel Color	Base			Cord (feet)
Features	A x B												Approx. Packaged Weight	74P Edge (74P)	
	T Base	30 x 36"	PIFR3036H42											66.0#	\$ 1091
	T Base	30 x 42"	PIFR3042H42											72.0#	1160
	T Base	30 x 48"	PIFR3048H42											78.0#	1160
	T Base	30 x 54"	PIFR3054H42											84.0#	1285
	T Base	30 x 60"	PIFR3060H42											90.0#	1285
	T Base	30 x 66"	PIFR3066H42											96.0#	1341
	T Base	30 x 72"	PIFR3072H42											106.0#	1362
PIF4															
Rectangular Tables - 30"D															
<ul style="list-style-type: none">• Tables are designed for maximum leg spacing for the length of the table• Chrome bases will have polished aluminum foot covers and polished aluminum vertical wire managers (when applicable)• Gangers ordered separately• Recommended chair height for 42"H table is 30" stool• Fixed base at 42" high															
			A	B	C	D	E	F	G	H	I	J	K		

HOW TO ORDER

Indicate the following information on order form:

1. Quantity of each item.
2. Model number, including options. See "How To Build a Model Number".
3. Any special service required.

Note: • The ☐ indicates that a choice is required.

- The absence of the ☐ indicates that no choice is required.
- Alpha-numeric characters in place of ☐ indicate that no other alternatives are available.

HOW TO BUILD A MODEL NUMBER

- A** Select basic model.
- B** Select edge style.
74P - 74P edge
- C** Select power option.
- NNN** - No grommets, power, wire management/No cutouts
- WMO** - Wire management only-no cutouts; add \$64
- MD1** - Module, Dean in-surface w/USB-A/C (1); add \$354
- MB1** - Module, Dubbel under-surface w/ dual USB-A/C (1); add \$264
- MA1** - Module, Nacre pop-up w/USB-A/C (1); add \$420
- MO1** - Module, Node in-surface w/USB-A/C (1); add \$264
- GA1** - Grommet, Nacre (1); add \$209
- GD1** - Grommet, Dean (1); add \$209
- GO1** - Grommet, Node (1); add \$144

CORD LENGTH: 9' or 15' is optional on all module options.

WIRE MANAGEMENT: All options except NNN include vertical and horizontal wire management.

- D** Select modesty panel.
- | | |
|------------|---|
| NMP | - No modesty panel |
| PMP | - Polyester felt modesty panel; add \$265 |
- E** Select edge color.
- Refer to the **Product Color Options** page in this price list.
- Edge color offerings are based on edge style selections.
- F** Select surface finish.
- Refer to the **Product Color Options** page in this price list.
- G** Select leg finish.
- Refer to the **Product Color Options** page in this price list.
- H** Select grommet/module color.

Refer to the **Product Color Options** page in this price list.

- 1 Select modesty panel color (only if polyester felt panel is chosen).
Refer to the **Product Color Options** page in this price list.
- 1 Select base.
- | | |
|-----|------------------|
| 4EC | - 4 casters |
| 4GB | - 4 black glides |
- Casters=2 locking/2 non-locking, black wheel, silver hub
- K Select cord length (feet).
- | | |
|----|-------------------|
| 15 | - 15' cord length |
| 9 | - 9' cord length |

INFORMATION

Contact KI Customer Service for specific models that are UL listed.

SPECIAL SERVICES

Special Carton Marking

With specially marked information N/C

Shipping

Ships knocked down, FOB Bonduel, WI 54107, freight prepaid. Freight class 125.

Specifications and prices are subject to change without prior notice.

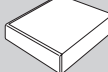
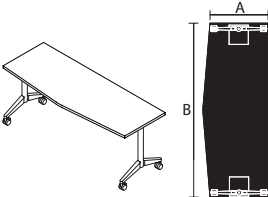
Pirouette® Tables - Fixed Height Base

Fixed Top-Chevron-29” High (Standard Height)



Pirouette® Tables - Fixed Height Base

Fixed Top-Chevron-29” High (Standard Height)

			MODEL NUMBER										<div></div>		
			Basic Model	Edge Style	Power Option	Modesty Panel	Edge Color	Surface Finish	Leg Finish	Grommet/ Module Color	Polyester Modesty Panel Color	Base			
<div></div>	Features	A x B													
	T Base	18 x 60"	PIFCV1860	<input type="checkbox"/> <input type="checkbox"/> <input type="checkbox"/>	<input type="checkbox"/> <input type="checkbox"/> <input type="checkbox"/>	<input type="checkbox"/> <input type="checkbox"/> <input type="checkbox"/>	<input type="checkbox"/> <input type="checkbox"/> <input type="checkbox"/>	<input type="checkbox"/> <input type="checkbox"/> <input type="checkbox"/>	<input type="checkbox"/>	<input type="checkbox"/> <input type="checkbox"/> <input type="checkbox"/> <input type="checkbox"/>	<input type="checkbox"/> <input type="checkbox"/> <input type="checkbox"/> <input type="checkbox"/>	<input type="checkbox"/> <input type="checkbox"/> <input type="checkbox"/>	<input type="checkbox"/> <input type="checkbox"/>	63.0#	\$ 842
	T Base	18 x 72"	PIFCV1872	<input type="checkbox"/> <input type="checkbox"/> <input type="checkbox"/>	<input type="checkbox"/> <input type="checkbox"/> <input type="checkbox"/>	<input type="checkbox"/> <input type="checkbox"/> <input type="checkbox"/>	<input type="checkbox"/> <input type="checkbox"/> <input type="checkbox"/>	<input type="checkbox"/> <input type="checkbox"/> <input type="checkbox"/>	<input type="checkbox"/>	<input type="checkbox"/> <input type="checkbox"/> <input type="checkbox"/> <input type="checkbox"/>	<input type="checkbox"/> <input type="checkbox"/> <input type="checkbox"/> <input type="checkbox"/>	<input type="checkbox"/> <input type="checkbox"/> <input type="checkbox"/>	<input type="checkbox"/> <input type="checkbox"/>	75.0#	860
PIFT															
Chevron Tables - 18"D															
• Tables are designed for maximum leg spacing for the length of the table															
• Chrome bases will have polished aluminum foot covers and polished aluminum vertical wire managers (when applicable)															
• Gangers ordered separately															
• 72" includes worksurface stiffener channel															
• Fixed base at 29" high															
											</				

HOW TO ORDER

- Indicate the following information on order form:
- Quantity of each item.
 - Model number, including options. See “How To Build a Model Number”.
 - Any special service required.

Note: • The ☐ indicates that a choice is required.

- The absence of the ☐ indicates that no choice is required.
- Alpha-numeric characters in place of ☐ indicate that no other alternatives are available.

HOW TO BUILD A MODEL NUMBER

- A** Select basic model.
- B** Select edge style.
74P - 74P edge
- C** Select power option.
NNN - No grommets, power, wire management/No cutouts
WMO - Wire management only-no cutouts; add \$64
MA1 - Module, Nacre pop-up w/USB-A/C (1); add \$420
MB1 - Module, Dubbel under-surface w/ dual USB-A/C (1); add \$264
MD1 - Module, Dean in-surface w/USB-A/C (1) ; add \$354
MO1 - Module, Node in-surface w/USB-A/C (1) ; add \$264
GA1 - Grommet, Nacre (1); add \$209
GD1 - Grommet, Dean (1); add \$209
G01 - Grommet, Node (1); add \$144
CORD LENGTH: 9' or 15' is optional on all module options.
- WIRE MANAGEMENT: All options except NNN include vertical and horizontal wire management.
- D** Select modesty panel.
NMP - No modesty panel
PMP - Polyester felt modesty panel; add \$182
- E** Select edge color.
Refer to the **Product Color Options** page in this price list.
Edge color offerings are based on edge style selections.
- F** Select surface finish.
Refer to the **Product Color Options** page in this price list.
- G** Select leg finish.
Refer to the **Product Color Options** page in this price list.
- H** Select grommet/module color.

Refer to the **Product Color Options** page in this price list.

- I** Select modesty panel color (only if polyester felt panel is chosen).
Refer to the **Product Color Options** page in this price list.
- J** Select base.
4EC - 4 casters
4GB - 4 black glides
Casters=2 locking/2 non-locking, black wheel, silver hub
- K** Select cord length (feet).
15 - 15' cord length
9 - 9' cord length

INFORMATION

Contact KI Customer Service for specific models that are UL listed.

SPECIAL SERVICES

Special Carton Marking

With specially marked information N/C

Shipping

Ships **knocked down, FOB Bonduel, WI 54107, freight prepaid.** Freight class 125.

Specifications and prices are subject to change without prior notice.

Pirouette® Tables - Fixed Height Base

Fixed Top-Chevron-29” High (Standard Height)



Pirouette® Tables - Fixed Height Base

Fixed Top-Chevron-29” High (Standard Height)

			MODEL NUMBER											<div>Approx. Packaged Weight</div> <div>74P Edge (74P)</div>	
			Basic Model	Edge Style	Power Option	Modesty Panel	Edge Color	Surface Finish	Leg Finish	Grommet/Module Color	Polyester Modesty Panel Color	Base	Cord (feet)		
<div><p>PIFT</p><p>Chevron Tables - 30”D</p><ul style="list-style-type: none">• Tables are designed for maximum leg spacing for the length of the table• Chrome bases will have polished aluminum foot covers and polished aluminum vertical wire managers (when applicable)• Gangers ordered separately• 72” includes worksurface stiffener channel• Fixed base at 29” high</div>	Features	A x B	PIFCV3060	<input type="checkbox"/> <input type="checkbox"/> <input type="checkbox"/> <input type="checkbox"/>	<input type="checkbox"/> <input type="checkbox"/> <input type="checkbox"/> <input type="checkbox"/>	<input type="checkbox"/> <input type="checkbox"/> <input type="checkbox"/> <input type="checkbox"/>	<input type="checkbox"/> <input type="checkbox"/> <input type="checkbox"/> <input type="checkbox"/>	<input type="checkbox"/> <input type="checkbox"/> <input type="checkbox"/> <input type="checkbox"/>	<input type="checkbox"/> <input type="checkbox"/>	<input type="checkbox"/> <input type="checkbox"/> <input type="checkbox"/> <input type="checkbox"/>	<input type="checkbox"/> <input type="checkbox"/> <input type="checkbox"/> <input type="checkbox"/>	<input type="checkbox"/> <input type="checkbox"/> <input type="checkbox"/> <input type="checkbox"/>	<input type="checkbox"/> <input type="checkbox"/>	89.0#	\$ 1158
	T Base	30 x 60”	PIFCV3072	<input type="checkbox"/> <input type="checkbox"/> <input type="checkbox"/> <input type="checkbox"/>	<input type="checkbox"/> <input type="checkbox"/> <input type="checkbox"/> <input type="checkbox"/>	<input type="checkbox"/> <input type="checkbox"/> <input type="checkbox"/> <input type="checkbox"/>	<input type="checkbox"/> <input type="checkbox"/> <input type="checkbox"/> <input type="checkbox"/>	<input type="checkbox"/> <input type="checkbox"/> <input type="checkbox"/> <input type="checkbox"/>	<input type="checkbox"/> <input type="checkbox"/>	<input type="checkbox"/> <input type="checkbox"/> <input type="checkbox"/> <input type="checkbox"/>	<input type="checkbox"/> <input type="checkbox"/> <input type="checkbox"/> <input type="checkbox"/>	<input type="checkbox"/> <input type="checkbox"/> <input type="checkbox"/> <input type="checkbox"/>	<input type="checkbox"/> <input type="checkbox"/>	106.0#	1268
	T Base	30 x 72”													
			A	B	C	D	E	F	G	H	I	J	K		

HOW TO ORDER

- Indicate the following information on order form:
1. Quantity of each item.
 2. Model number, including options. See “How To Build a Model Number”.
 3. Any special service required.

Note: • The ☐ indicates that a choice is required.

- The absence of the ☐ indicates that no choice is required.
- Alpha-numeric characters in place of ☐ indicate that no other alternatives are available.

HOW TO BUILD A MODEL NUMBER

ASelect basic model.

BSelect edge style.

74P- 74P edge

CSelect power option.

NNN- No grommets, power, wire management/No cutouts

WMO- Wire management only-no cutouts; add \$64

MA1- Module, Nacre pop-up w/USB-A/C (1); add \$420

MB1- Module, Dubbel under-surface w/ dual USB-A/C (1); add \$264

MD1- Module, Dean in-surface w/USB-A/C (1) ; add \$354

MO1- Module, Node in-surface w/USB-A/C (1) ; add \$264

GA1- Grommet, Nacre (1); add \$209

GD1- Grommet, Dean (1); add \$209

G01- Grommet, Node (1); add \$144

CORD LENGTH: 9' or 15' is optional on all module options.

WIRE MANAGEMENT: All options except NNN include vertical and horizontal wire management.

DSelect modesty panel.

NMP- No modesty panel

PMP- Polyester felt modesty panel; add \$182

ESelect edge color.

Refer to the **Product Color Options** page in this price list.

Edge color offerings are based on edge style selections.

FSelect surface finish.

Refer to the **Product Color Options** page in this price list.

GSelect leg finish.

Refer to the **Product Color Options** page in this price list.

HSelect grommet/module color.

Refer to the **Product Color Options** page in this price list.

ISelect modesty panel color (only if polyester felt panel is chosen).

Refer to the **Product Color Options** page in this price list.

JSelect base.

4EC- 4 casters

4GB- 4 black glides

Casters=2 locking/2 non-locking, black wheel, silver hub

KSelect cord length (feet).

15- 15' cord length

9- 9' cord length

INFORMATION

Contact KI Customer Service for specific models that are UL listed.

SPECIAL SERVICES

Special Carton Marking

With specially marked informationN/C

Shipping

Ships **knocked down, FOB Bonduel, WI 54107, freight prepaid.** Freight class 125.

Specifications and prices are subject to change without prior notice.

Pirouette® Tables - Fixed Height Base

Fixed Top-Chevron-36" High (Counter Height)



Pirouette® Tables - Fixed Height Base

Fixed Top-Chevron-36" High (Counter Height)

[illegible]

HOW TO ORDER

Indicate the following information on order form:

1. Quantity of each item.
2. Model number, including options. See "How To Build a Model Number".
3. Any special service required.

Note: • The ☐ indicates that a choice is required.

- The absence of the ☐ indicates that no choice is required.
- Alpha-numeric characters in place of ☐ indicate that no other alternatives are available.

HOW TO BUILD A MODEL NUMBER

- A** Select basic model.
- B** Select edge style.
74P - 74P edge
- C** Select power option.
- NNN** - No grommets, power, wire management/No cutouts
- WMO** - Wire management only-no cutouts; add \$64
- MD1** - Module, Dean in-surface w/USB-A/C (1); add \$354
- MB1** - Module, Dubbel under-surface w/ dual USB-A/C (1); add \$264
- MA1** - Module, Nacre pop-up w/USB-A/C (1); add \$420
- MO1** - Module, Node in-surface w/USB-A/C (1); add \$264
- GA1** - Grommet, Nacre (1); add \$209
- GD1** - Grommet, Dean (1); add \$209
- GO1** - Grommet, Node (1); add \$144

CORD LENGTH: 9' or 15' is optional on all module options.

WIRE MANAGEMENT: All options except NNN include vertical and horizontal wire management.

- D** Select modesty panel.
- | | |
|------------|---|
| NMP | - No modesty panel |
| PMP | - Polyester felt modesty panel; add \$265 |
- E** Select edge color.
- Refer to the **Product Color Options** page in this price list.
- Edge color offerings are based on edge style selections.
- F** Select surface finish.
- Refer to the **Product Color Options** page in this price list.
- G** Select leg finish.
- Refer to the **Product Color Options** page in this price list.
- H** Select grommet/module color.

Refer to the **Product Color Options** page in this price list.

- 1 Select modesty panel color (only if polyester felt panel is chosen).
Refer to the **Product Color Options** page in this price list.
- 1 Select base.
- | | |
|-----|------------------|
| 4EC | - 4 casters |
| 4GB | - 4 black glides |
- Casters=2 locking/2 non-locking, black wheel, silver hub
- K Select cord length (feet).
- | | |
|----|-------------------|
| 15 | - 15' cord length |
| 9 | - 9' cord length |

INFORMATION

Contact KI Customer Service for specific models that are UL listed.

SPECIAL SERVICES

Special Carton Marking

With specially marked information N/C

Shipping

Ships knocked down, FOB Bonduel, WI 54107, freight prepaid. Freight class 125.

Specifications and prices are subject to change without prior notice.

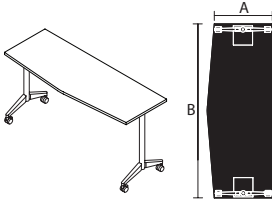
Pirouette® Tables - Fixed Height Base

Fixed Top-Chevron-36” High (Counter Height)



Pirouette® Tables - Fixed Height Base

Fixed Top-Chevron-36” High (Counter Height)

			MODEL NUMBER												
			Basic Model	Edge Style	Power Option	Modesty Panel	Edge Color	Surface Finish	Leg Finish	Grommet/Module Color	Polyester Modesty Panel Color	Base	Cord (feet)		
	Features	A x B												Approx. Packaged Weight	74P Edge (74P)
	T Base	30 x 60”	PIFCV3060H36	<input type="checkbox"/> <input type="checkbox"/> <input type="checkbox"/>	<input type="checkbox"/> <input type="checkbox"/> <input type="checkbox"/>	<input type="checkbox"/> <input type="checkbox"/> <input type="checkbox"/>	<input type="checkbox"/> <input type="checkbox"/> <input type="checkbox"/>	<input type="checkbox"/> <input type="checkbox"/> <input type="checkbox"/>	<input type="checkbox"/> <input type="checkbox"/>	<input type="checkbox"/> <input type="checkbox"/> <input type="checkbox"/> <input type="checkbox"/>	<input type="checkbox"/> <input type="checkbox"/> <input type="checkbox"/> <input type="checkbox"/>	<input type="checkbox"/> <input type="checkbox"/> <input type="checkbox"/>	<input type="checkbox"/> <input type="checkbox"/>	91.0#	\$ 1331
	T Base	30 x 72”	PIFCV3072H36	<input type="checkbox"/> <input type="checkbox"/> <input type="checkbox"/>	<input type="checkbox"/> <input type="checkbox"/> <input type="checkbox"/>	<input type="checkbox"/> <input type="checkbox"/> <input type="checkbox"/>	<input type="checkbox"/> <input type="checkbox"/> <input type="checkbox"/>	<input type="checkbox"/> <input type="checkbox"/> <input type="checkbox"/>	<input type="checkbox"/> <input type="checkbox"/>	<input type="checkbox"/> <input type="checkbox"/> <input type="checkbox"/> <input type="checkbox"/>	<input type="checkbox"/> <input type="checkbox"/> <input type="checkbox"/> <input type="checkbox"/>	<input type="checkbox"/> <input type="checkbox"/> <input type="checkbox"/>	<input type="checkbox"/> <input type="checkbox"/>	108.0#	1442
			A	B	C	D	E	F	G	H	I	J	K		

- PIF3
- Chevron Tables - 30”D**
- Tables are designed for maximum leg spacing for the length of the table
 - Chrome bases will have polished aluminum foot covers and polished aluminum vertical wire managers (when applicable)
 - Gangers ordered separately
 - Recommended chair height for 36”H table is 24” stool
 - 72” includes worksurface stiffener channel
 - Fixed base at 36” high

HOW TO ORDER

Indicate the following information on order form:

1. Quantity of each item.
2. Model number, including options. See “How To Build a Model Number”.
3. Any special service required.

Note:

- The ☐ indicates that a choice is required.
- The absence of the ☐ indicates that no choice is required.
- Alpha-numeric characters in place of ☐ indicate that no other alternatives are available.

HOW TO BUILD A MODEL NUMBER

ASelect basic model.

BSelect edge style.

74P- 74P edge

CSelect power option.

NNN- No grommets, power, wire management/No cutouts

WMO- Wire management only-no cutouts; add \$64

MD1- Module, Dean in-surface w/USB-A/C (1) ; add \$354

MB1- Module, Dubbel under-surface w/ dual USB-A/C (1); add \$264

MA1- Module, Nacre pop-up w/USB-A/C (1); add \$420

MO1- Module, Node in-surface w/USB-A/C (1) ; add \$264

GA1- Grommet, Nacre (1); add \$209

GD1- Grommet, Dean (1); add \$209

G01- Grommet, Node (1); add \$144

CORD LENGTH: 9' or 15' is optional on all module options.

WIRE MANAGEMENT: All options except NNN include vertical and horizontal wire management.

DSelect modesty panel.

NMP- No modesty panel

PMP- Polyester felt modesty panel; add \$265

ESelect edge color.

Refer to the **Product Color Options** page in this price list.

Edge color offerings are based on edge style selections.

FSelect surface finish.

Refer to the **Product Color Options** page in this price list.

GSelect leg finish.

Refer to the **Product Color Options** page in this price list.

HSelect grommet/module color.

Refer to the **Product Color Options** page in this price list.

ISelect modesty panel color (only if polyester felt panel is chosen).

Refer to the **Product Color Options** page in this price list.

JSelect base.

4EC- 4 casters

4GB- 4 black glides

Casters=2 locking/2 non-locking, black wheel, silver hub

KSelect cord length (feet).

15- 15' cord length

9- 9' cord length

INFORMATION

Contact KI Customer Service for specific models that are UL listed.

SPECIAL SERVICES

Special Carton Marking

With specially marked informationN/C

Shipping

Ships **knocked down, FOB Bonduel, WI 54107, freight prepaid.** Freight class 125.

Specifications and prices are subject to change without prior notice.

Pirouette® Tables - Fixed Height Base

Fixed Top-Chevron-42" High (Cafe Height)



Pirouette® Tables - Fixed Height Base

Fixed Top-Chevron-42" High (Cafe Height)

[illegible]

HOW TO ORDER

Indicate the following information on order form:

1. Quantity of each item.
2. Model number, including options. See "How To Build a Model Number".
3. Any special service required.

Note: • The ☐ indicates that a choice is required.

- The absence of the ☐ indicates that no choice is required.
- Alpha-numeric characters in place of ☐ indicate that no other alternatives are available.

HOW TO BUILD A MODEL NUMBER

- A** Select basic model.
- B** Select edge style.
74P - 74P edge
- C** Select power option.
- NNN** - No grommets, power, wire management/No cutouts
- WMO** - Wire management only-no cutouts; add \$64
- MD1** - Module, Dean in-surface w/USB-A/C (1); add \$354
- MB1** - Module, Dubbel under-surface w/ dual USB-A/C (1); add \$264
- MA1** - Module, Nacre pop-up w/USB-A/C (1); add \$420
- MO1** - Module, Node in-surface w/USB-A/C (1); add \$264
- GA1** - Grommet, Nacre (1); add \$209
- GD1** - Grommet, Dean (1); add \$209
- GO1** - Grommet, Node (1); add \$144

CORD LENGTH: 9' or 15' is optional on all module options.

WIRE MANAGEMENT: All options except NNN include vertical and horizontal wire management.

- D** Select modesty panel.
- | | |
|------------|---|
| NMP | - No modesty panel |
| PMP | - Polyester felt modesty panel; add \$265 |
- E** Select edge color.
- Refer to the **Product Color Options** page in this price list.
- Edge color offerings are based on edge style selections.
- F** Select surface finish.
- Refer to the **Product Color Options** page in this price list.
- G** Select leg finish.
- Refer to the **Product Color Options** page in this price list.
- H** Select grommet/module color.

Refer to the **Product Color Options** page in this price list.

- 1 Select modesty panel color (only if polyester felt panel is chosen).
Refer to the **Product Color Options** page in this price list.
- 1 Select base.
- | | |
|------------|------------------|
| 4EC | - 4 casters |
| 4GB | - 4 black glides |
- Casters=2 locking/2 non-locking, black wheel, silver hub
- K Select cord length (feet).
- | | |
|-----------|-------------------|
| 15 | - 15' cord length |
| 9 | - 9' cord length |

INFORMATION

Contact KI Customer Service for specific models that are UL listed.

SPECIAL SERVICES

Special Carton Marking

With specially marked information N/C

Shipping

Ships knocked down, FOB Bonduel, WI 54107, freight prepaid. Freight class 125.

Specifications and prices are subject to change without prior notice.

Pirouette® Tables - Fixed Height Base

Fixed Top-Chevron-42” High (Cafe Height)



Pirouette® Tables - Fixed Height Base

Fixed Top-Chevron-42” High (Cafe Height)

		MODEL NUMBER											<div>Approx. Packaged Weight</div> <div>74P Edge (74P)</div>	
		Basic Model	Edge Style	Power Option	Modesty Panel	Edge Color	Surface Finish	Leg Finish	Grommet/Module Color	Polyester Modesty Panel Color	Base	Cord (feet)		
<div><p>PIF4</p><p>Chevron Tables - 30”D</p><ul style="list-style-type: none">• Tables are designed for maximum leg spacing for the length of the table• Chrome bases will have polished aluminum foot covers and polished aluminum vertical wire managers (when applicable)• Gangers ordered separately• Recommended chair height for 42”H table is 30” stool• 72” includes worksurface stiffener channel• Fixed base at 42” high</div>	Features	A x B												
	T Base	30 x 60”	PIFCV3060H42	<input type="checkbox"/>	<input type="checkbox"/>	<input type="checkbox"/>	<input type="checkbox"/>	<input type="checkbox"/>	<input type="checkbox"/>	<input type="checkbox"/>	<input type="checkbox"/>	<input type="checkbox"/>	93.0#	\$ 1341
	T Base	30 x 72”	PIFCV3072H42	<input type="checkbox"/>	<input type="checkbox"/>	<input type="checkbox"/>	<input type="checkbox"/>	<input type="checkbox"/>	<input type="checkbox"/>	<input type="checkbox"/>	<input type="checkbox"/>	<input type="checkbox"/>	110.0#	1452
			A	B	C	D	E	F	G	H	I	J	K	

HOW TO ORDER

- Indicate the following information on order form:
1. Quantity of each item.
 2. Model number, including options. See “How To Build a Model Number”.
 3. Any special service required.

Note: • The ☐ indicates that a choice is required.

- The absence of the ☐ indicates that no choice is required.
- Alpha-numeric characters in place of ☐ indicate that no other alternatives are available.

HOW TO BUILD A MODEL NUMBER

ASelect basic model.

BSelect edge style.

74P- 74P edge

CSelect power option.

NNN- No grommets, power, wire management/No cutouts

WMO- Wire management only-no cutouts; add \$64

MD1- Module, Dean in-surface w/USB-A/C (1) ; add \$354

MB1- Module, Dubbel under-surface w/ dual USB-A/C (1); add \$264

MA1- Module, Nacre pop-up w/USB-A/C (1); add \$420

MO1- Module, Node in-surface w/USB-A/C (1) ; add \$264

GA1- Grommet, Nacre (1); add \$209

GD1- Grommet, Dean (1); add \$209

G01- Grommet, Node (1); add \$144

CORD LENGTH: 9' or 15' is optional on all module options.

WIRE MANAGEMENT: All options except NNN include vertical and horizontal wire management.

DSelect modesty panel.

NMP- No modesty panel

PMP- Polyester felt modesty panel; add \$265

ESelect edge color.

Refer to the **Product Color Options** page in this price list.

Edge color offerings are based on edge style selections.

FSelect surface finish.

Refer to the **Product Color Options** page in this price list.

GSelect leg finish.

Refer to the **Product Color Options** page in this price list.

HSelect grommet/module color.

Refer to the **Product Color Options** page in this price list.

ISelect modesty panel color (only if polyester felt panel is chosen).

Refer to the **Product Color Options** page in this price list.

JSelect base.

4EC- 4 casters

4GB- 4 black glides

Casters=2 locking/2 non-locking, black wheel, silver hub

KSelect cord length (feet).

15- 15' cord length

9- 9' cord length

INFORMATION

Contact KI Customer Service for specific models that are UL listed.

SPECIAL SERVICES

Special Carton Marking

With specially marked informationN/C

Shipping

Ships **knocked down, FOB Bonduel, WI 54107, freight prepaid.** Freight class 125.

Specifications and prices are subject to change without prior notice.

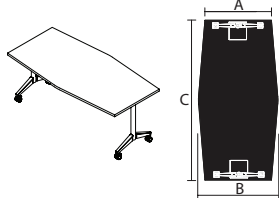
Pirouette® Tables - Fixed Height Base

Fixed Top-Double Chevron-29" High (Standard Height)



Pirouette® Tables - Fixed Height Base

Fixed Top-Double Chevron-29" High (Standard Height)

			MODEL NUMBER										<div>Approx. Packaged Weight</div> <div>74P Edge (74P)</div>	
			Basic Model	Edge Style	Power Option	Modesty Panel	Edge Color	Surface Finish	Leg Finish	Grommet/Module Color	Base	Cord (feet)		
<div></div> <div>PIFT</div> <div>Double Chevron Tables - 30"D</div> <ul style="list-style-type: none">• Tables are designed for maximum leg spacing for the length of the table• Chrome bases will have polished aluminum foot covers and polished aluminum vertical wire managers (when applicable)• Gangers ordered separately• 72" includes worksurface stiffener channel• Fixed base at 29" high	Features	A x B x C												
	T Base	30 x 36 x 60"	PIFDC3060T	<input type="checkbox"/> <input type="checkbox"/> <input type="checkbox"/>	<input type="checkbox"/> <input type="checkbox"/> <input type="checkbox"/>	NMP	<input type="checkbox"/> <input type="checkbox"/> <input type="checkbox"/>	<input type="checkbox"/> <input type="checkbox"/> <input type="checkbox"/>	<input type="checkbox"/> <input type="checkbox"/>	<input type="checkbox"/> <input type="checkbox"/> <input type="checkbox"/> <input type="checkbox"/>	<input type="checkbox"/> <input type="checkbox"/> <input type="checkbox"/>	<input type="checkbox"/> <input type="checkbox"/>	92.0#	\$ 1407
	T Base	30 x 36 x 72"	PIFDC3072T	<input type="checkbox"/> <input type="checkbox"/> <input type="checkbox"/>	<input type="checkbox"/> <input type="checkbox"/> <input type="checkbox"/>	NMP	<input type="checkbox"/> <input type="checkbox"/> <input type="checkbox"/>	<input type="checkbox"/> <input type="checkbox"/> <input type="checkbox"/>	<input type="checkbox"/> <input type="checkbox"/>	<input type="checkbox"/> <input type="checkbox"/> <input type="checkbox"/> <input type="checkbox"/>	<input type="checkbox"/> <input type="checkbox"/> <input type="checkbox"/>	<input type="checkbox"/> <input type="checkbox"/>	110.0#	1590
PIFT	T Base	36 x 42 x 60"	PIFDC3660T	<input type="checkbox"/> <input type="checkbox"/> <input type="checkbox"/>	<input type="checkbox"/> <input type="checkbox"/> <input type="checkbox"/>	NMP	<input type="checkbox"/> <input type="checkbox"/> <input type="checkbox"/>	<input type="checkbox"/> <input type="checkbox"/> <input type="checkbox"/>	<input type="checkbox"/> <input type="checkbox"/>	<input type="checkbox"/> <input type="checkbox"/> <input type="checkbox"/> <input type="checkbox"/>	<input type="checkbox"/> <input type="checkbox"/> <input type="checkbox"/>	<input type="checkbox"/> <input type="checkbox"/>	105.0#	\$ 1461
	T Base	36 x 42 x 72"	PIFDC3672T	<input type="checkbox"/> <input type="checkbox"/> <input type="checkbox"/>	<input type="checkbox"/> <input type="checkbox"/> <input type="checkbox"/>	NMP	<input type="checkbox"/> <input type="checkbox"/> <input type="checkbox"/>	<input type="checkbox"/> <input type="checkbox"/> <input type="checkbox"/>	<input type="checkbox"/> <input type="checkbox"/>	<input type="checkbox"/> <input type="checkbox"/> <input type="checkbox"/> <input type="checkbox"/>	<input type="checkbox"/> <input type="checkbox"/> <input type="checkbox"/>	<input type="checkbox"/> <input type="checkbox"/>	125.0#	1603
			A	B	C	D	E	F	G	H	I	J		

HOW TO ORDER

Indicate the following information on order form:

1. Quantity of each item.
2. Model number, including options. See "How To Build a Model Number".
3. Any special service required.

Note:

- The ☐ indicates that a choice is required.
- The absence of the ☐ indicates that no choice is required.
- Alpha-numeric characters in place of ☐ indicate that no other alternatives are available.

HOW TO BUILD A MODEL NUMBER

- A**Select basic model.
- B**Select edge style.

74P- 74P edge
- C**Select power option.

NNN- No grommets, power, wire management/No cutouts

WMO- Wire management only-no cutouts; add \$64

MA1- Module, Nacre pop-up w/USB-A/C (1); add \$420

MB1- Module, Dubbel under-surface w/ dual USB-A/C (1); add \$264

MD1- Module, Dean in-surface w/USB-A/C (1) ; add \$354

MO1- Module, Node in-surface w/USB-A/C (1) ; add \$264

GA1- Grommet, Nacre (1); add \$209

GD1- Grommet, Dean (1); add \$209

G01- Grommet, Node (1); add \$144

CORD LENGTH: 9' or 15' is optional on all module options.

WIRE MANAGEMENT: All options except NNN include vertical and horizontal wire management.

- D**Select modesty panel.

NMP- No modesty panel

- E**Select edge color.

Refer to the **Product Color Options** page in this price list.

Edge color offerings are based on edge style selections.

- F**Select surface finish.

Refer to the **Product Color Options** page in this price list.

- G**Select leg finish.

Refer to the **Product Color Options** page in this price list.

- H**Select grommet/module color.

Refer to the **Product Color Options** page in this price list.

- I**Select base.

4EC- 4 casters

4GB- 4 black glides

Casters=2 locking/2 non-locking, black wheel, silver hub

- J**Select cord length (feet).

15- 15' cord length

9- 9' cord length

INFORMATION

Contact KI Customer Service for specific models that are UL listed.

SPECIAL SERVICES

Special Carton Marking

With specially marked information N/C

Shipping
Ships **knocked down, FOB Bonduel, WI 54107, freight prepaid.** Freight class 125.

Specifications and prices are subject to change without prior notice.

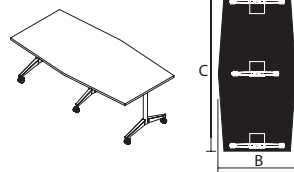
Pirouette® Tables - Fixed Height Base

Fixed Top-Double Chevron-29" High (Standard Height)



Pirouette® Tables - Fixed Height Base

Fixed Top-Double Chevron-29" High (Standard Height)

			MODEL NUMBER											
			Basic Model	Edge Style	Power Option	Modesty Panel	Edge Color	Surface Finish	Leg Finish	Grommet/Module Color	Base	Cord (feet)		
	Features	A x B x C											Approx. Packaged Weight	74P Edge (74P)
	Three Bases	36 x 42 x 84"	PIFDC3684T	<input type="checkbox"/> <input type="checkbox"/> <input type="checkbox"/>	<input type="checkbox"/> <input type="checkbox"/> <input type="checkbox"/>	NMP	<input type="checkbox"/> <input type="checkbox"/> <input type="checkbox"/>	<input type="checkbox"/> <input type="checkbox"/> <input type="checkbox"/>	<input type="checkbox"/> <input type="checkbox"/>	<input type="checkbox"/> <input type="checkbox"/> <input type="checkbox"/> <input type="checkbox"/>	<input type="checkbox"/> <input type="checkbox"/> <input type="checkbox"/>	<input type="checkbox"/> <input type="checkbox"/>	154.0#	\$ 1930
	Three Bases	36 x 42 x 96"	PIFDC3696T	<input type="checkbox"/> <input type="checkbox"/> <input type="checkbox"/>	<input type="checkbox"/> <input type="checkbox"/> <input type="checkbox"/>	NMP	<input type="checkbox"/> <input type="checkbox"/> <input type="checkbox"/>	<input type="checkbox"/> <input type="checkbox"/> <input type="checkbox"/>	<input type="checkbox"/> <input type="checkbox"/>	<input type="checkbox"/> <input type="checkbox"/> <input type="checkbox"/> <input type="checkbox"/>	<input type="checkbox"/> <input type="checkbox"/> <input type="checkbox"/>	<input type="checkbox"/> <input type="checkbox"/>	169.0#	1964
			A	B	C	D	E	F	G	H	I	J		

- PIFT
- Double Chevron Tables - 36"D**
- Tables are designed for maximum leg spacing for the length of the table
 - Chrome bases will have polished aluminum foot covers and polished aluminum vertical wire managers (when applicable)
 - Gangers ordered separately
 - 72" includes worksurface stiffener channel
 - Fixed base at 29" high

HOW TO ORDER

- Indicate the following information on order form:
1. Quantity of each item.
 2. Model number, including options. See "How To Build a Model Number".
 3. Any special service required.

- Note:
- The ☐ indicates that a choice is required.
 - The absence of the ☐ indicates that no choice is required.
 - Alpha-numeric characters in place of ☐ indicate that no other alternatives are available.

HOW TO BUILD A MODEL NUMBER

- A** Select basic model.
- B** Select edge style.
74P - 74P edge
- C** Select power option.
NNN - No grommets/No PowerUp/No wire management
WMO - Wire management only-no cutouts; add \$64
MA2 - Modules, Nacre pop-up w/USB-A/C (2); add \$839
MB2 - Modules, Dubbel under-surface w/ dual USB-A/C (2); add \$528
MD2 - Modules, Dean in-surface w/USB-A/C (2) ; add \$707
MO2 - Modules, Node in-surface w/USB-A/C (2); add \$528
GA2 - Grommets, Nacre (2); add \$408
GD2 - Grommets, Dean (2); add \$408
GO2 - Grommets, Node (2); add \$276

CORD LENGTH: 9' or 15' is optional on all module options.

WIRE MANAGEMENT: All options except NNN include vertical and horizontal wire management.

- D** Select modesty panel.
NMP - No modesty panel
- E** Select edge color.
Refer to the **Product Color Options** page in this price list.
Edge color offerings are based on edge style selections.
- F** Select surface finish.
Refer to the **Product Color Options** page in this price list.
- G** Select leg finish.
Refer to the **Product Color Options** page in this price list.
- H** Select grommet/module color.
Refer to the **Product Color Options** page in this price list.

- I** Select base.
4EC - 4 casters
4GB - 4 black glides
Casters=2 locking/2 non-locking, black wheel, silver hub
- J** Select cord length (feet).
15 - 15' cord length
9 - 9' cord length

INFORMATION
Contact KI Customer Service for specific models that are UL listed.

SPECIAL SERVICES
Special Carton Marking
With specially marked information N/C

Shipping
Ships **knocked down, FOB Bonduel, WI 54107, freight prepaid.** Freight class 125.

Specifications and prices are subject to change without prior notice.

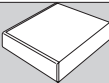
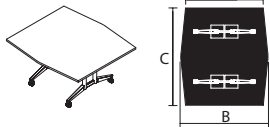
Pirouette® Tables - Fixed Height Base

Fixed Top-Double Chevron-29" High (Conference)



Pirouette® Tables - Fixed Height Base

Fixed Top-Double Chevron-29" High (Conference)

			MODEL NUMBER											
			Basic Model	Edge Style	Power Option	Modesty Panel	Edge Color	Surface Finish	Leg Finish	Grommet/Module Color	Base	Cord (feet)		
	Features	A x B x C												
	TT Base	42 x 48 x 60"	PIFDC4260	<input type="checkbox"/> <input type="checkbox"/> <input type="checkbox"/>	<input type="checkbox"/> <input type="checkbox"/> <input type="checkbox"/>	NMP	<input type="checkbox"/> <input type="checkbox"/> <input type="checkbox"/>	<input type="checkbox"/> <input type="checkbox"/> <input type="checkbox"/>	<input type="checkbox"/> <input type="checkbox"/>	<input type="checkbox"/> <input type="checkbox"/> <input type="checkbox"/> <input type="checkbox"/>	<input type="checkbox"/> <input type="checkbox"/>	<input type="checkbox"/> <input type="checkbox"/>	118.0#	\$ 1957
	TT Base	42 x 48 x 72"	PIFDC4272	<input type="checkbox"/> <input type="checkbox"/> <input type="checkbox"/>	<input type="checkbox"/> <input type="checkbox"/> <input type="checkbox"/>	NMP	<input type="checkbox"/> <input type="checkbox"/> <input type="checkbox"/>	<input type="checkbox"/> <input type="checkbox"/> <input type="checkbox"/>	<input type="checkbox"/> <input type="checkbox"/>	<input type="checkbox"/> <input type="checkbox"/> <input type="checkbox"/> <input type="checkbox"/>	<input type="checkbox"/> <input type="checkbox"/>	<input type="checkbox"/> <input type="checkbox"/>	140.0#	2068
	TT Base	42 x 48 x 84"	PIFDC4284	<input type="checkbox"/> <input type="checkbox"/> <input type="checkbox"/>	<input type="checkbox"/> <input type="checkbox"/> <input type="checkbox"/>	NMP	<input type="checkbox"/> <input type="checkbox"/> <input type="checkbox"/>	<input type="checkbox"/> <input type="checkbox"/> <input type="checkbox"/>	<input type="checkbox"/> <input type="checkbox"/>	<input type="checkbox"/> <input type="checkbox"/> <input type="checkbox"/> <input type="checkbox"/>	<input type="checkbox"/> <input type="checkbox"/>	<input type="checkbox"/> <input type="checkbox"/>	157.0#	2231
			A	B	C	D	E	F	G	H	I	J		

PIFT
Double Chevron Conference Tables
- 42"D

- Chrome bases will have polished aluminum foot covers and polished aluminum vertical wire managers (when applicable)
- Legs are inset 13.4" from edge to allow seating on all sides of table
- 1 module/grommet for table lengths of 60" and 72"
- 2 modules/grommets for table lengths of 84"
- Fixed base at 29" high

HOW TO ORDER

Indicate the following information on order form:
1. Quantity of each item.
2. Model number, including options. See "How To Build a Model Number".
3. Any special service required.

Note: • The ☐ indicates that a choice is required.
• The absence of the ☐ indicates that no choice is required.
• Alpha-numeric characters in place of ☐ indicate that no other alternatives are available.

HOW TO BUILD A MODEL NUMBER

- A**Select basic model.
- B**Select edge style.
74P - 74P edge
- C**Select power option.
NNN - No grommets/No PowerUp/No wire management
WMO - Wire management only-no cutouts; add \$64
MA1 - Module, Nacre pop-up w/USB-A/C (1); add \$420
MB1 - Module, Dubbel under-surface w/ dual USB-A/C (1); add \$264
MD1 - Module, Dean in-surface w/USB-A/C (1) ; add \$354
MO1 - Module, Node in-surface w/USB-A/C (1) ; add \$264
GA1 - Grommet, Nacre (1); add \$209
GD1 - Grommet, Dean (1); add \$209
GO1 - Grommet, Node (1); add \$144
MA2 - Modules, Nacre pop-up w/USB-A/C (2); add \$839

- MB2** - Modules, Dubbel under-surface w/ dual USB-A/C (2); add \$528
MD2 - Modules, Dean in-surface w/USB-A/C (2) ; add \$707
MO2 - Modules, Node in-surface w/USB-A/C (2); add \$528
GA2 - Grommets, Nacre (2); add \$408
GD2 - Grommets, Dean (2); add \$408
GO2 - Grommets, Node (2); add \$276
CORD LENGTH: 9' or 15' is optional on all module options.

WIRE MANAGEMENT: All options except NNN include vertical and horizontal wire management.

- D**Select modesty panel.
NMP - No modesty panel
- E**Select edge color.
Refer to the **Product Color Options** page in this price list.
Edge color offerings are based on edge style selections.

- F**Select surface finish.
Refer to the **Product Color Options** page in this price list.
- G**Select leg finish.
Refer to the **Product Color Options** page in this price list.
- H**Select grommet/module color.
Refer to the **Product Color Options** page in this price list.
- I**Select base.
4EC - 4 casters
4GB - 4 black glides
Casters=2 locking/2 non-locking, black wheel, silver hub
- J**Select cord length (feet).
15 - 15' cord length
9 - 9' cord length

INFORMATION
Contact KI Customer Service for specific models that are UL listed.

SPECIAL SERVICES
Special Carton Marking
With specially marked information N/C

Shipping
Ships **knocked down, FOB Bonduel, WI 54107, freight prepaid.** Freight class 125.

Specifications and prices are subject to change without prior notice.

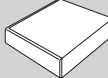
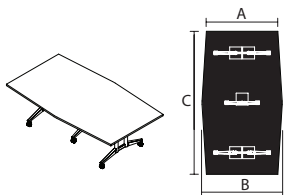
Pirouette® Tables - Fixed Height Base

Fixed Top-Double Chevron-29" High (Conference)



Pirouette® Tables - Fixed Height Base

Fixed Top-Double Chevron-29" High (Conference)

			MODEL NUMBER											
			Basic Model	Edge Style	Power Option	Modesty Panel	Edge Color	Surface Finish	Leg Finish	Grommet/Module Color	Base	Cord (feet)		
	Features	A x B x C	PIFDC4296	<input type="checkbox"/> <input type="checkbox"/> <input type="checkbox"/>	<input type="checkbox"/> <input type="checkbox"/> <input type="checkbox"/>	NMP	<input type="checkbox"/> <input type="checkbox"/> <input type="checkbox"/>	<input type="checkbox"/> <input type="checkbox"/> <input type="checkbox"/>	<input type="checkbox"/>	<input type="checkbox"/> <input type="checkbox"/> <input type="checkbox"/> <input type="checkbox"/>	<input type="checkbox"/> <input type="checkbox"/> <input type="checkbox"/>	<input type="checkbox"/> <input type="checkbox"/>	Approx. Packaged Weight	74P Edge (74P)
	Three Bases	42 x 48 x 96"	PIFDC42120	<input type="checkbox"/> <input type="checkbox"/> <input type="checkbox"/>	<input type="checkbox"/> <input type="checkbox"/> <input type="checkbox"/>	NMP	<input type="checkbox"/> <input type="checkbox"/> <input type="checkbox"/>	<input type="checkbox"/> <input type="checkbox"/> <input type="checkbox"/>	<input type="checkbox"/>	<input type="checkbox"/> <input type="checkbox"/> <input type="checkbox"/> <input type="checkbox"/>	<input type="checkbox"/> <input type="checkbox"/> <input type="checkbox"/>	<input type="checkbox"/> <input type="checkbox"/>	189.0#	\$ 2468
	Three Bases	42 x 48 x 120"		<input type="checkbox"/> <input type="checkbox"/> <input type="checkbox"/>	<input type="checkbox"/> <input type="checkbox"/> <input type="checkbox"/>		<input type="checkbox"/> <input type="checkbox"/> <input type="checkbox"/>	<input type="checkbox"/> <input type="checkbox"/> <input type="checkbox"/>	<input type="checkbox"/>	<input type="checkbox"/> <input type="checkbox"/> <input type="checkbox"/> <input type="checkbox"/>	<input type="checkbox"/> <input type="checkbox"/> <input type="checkbox"/>	<input type="checkbox"/> <input type="checkbox"/>	224.0#	2648
PIFT														
Double Chevron Conference Tables - 42"D														
<ul style="list-style-type: none">• Chrome bases will have polished aluminum foot covers and polished aluminum vertical wire managers (when applicable)• Legs are inset 13.4" from edge to allow seating on all sides of table• Center leg is single T Base to improve leg clearance• Fixed base at 29" high														

PIFT

Double Chevron Conference Tables - 42"D

- Chrome bases will have polished aluminum foot covers and polished aluminum vertical wire managers (when applicable)
- Legs are inset 13.4" from edge to allow seating on all sides of table
- Center leg is single T Base to improve leg clearance
- Fixed base at 29" high

HOW TO ORDER

Indicate the following information on order form:

1. Quantity of each item.
2. Model number, including options. See "How To Build a Model Number".
3. Any special service required.

Note:

- The ☐ indicates that a choice is required.
- The absence of the ☐ indicates that no choice is required.
- Alpha-numeric characters in place of ☐ indicate that no other alternatives are available.

HOW TO BUILD A MODEL NUMBER

ASelect basic model.

BSelect edge style.

74P- 74P edge

CSelect power option.

NNN- No grommets, power, wire management/No cutouts

WMO- Wire management only-no cutouts; add \$64

MA2- Modules, Nacre pop-up w/USB-A/C (2); add \$839

MB2- Modules, Dubbel under-surface w/ dual USB-A/C (2); add \$528

MD2- Modules, Dean in-surface w/USB-A/C (2) ; add \$707

MO2- Modules, Node in-surface w/USB-A/C (2); add \$528

GA2- Grommets, Nacre (2); add \$408

GD2- Grommets, Dean (2); add \$408

G02- Grommets, Node (2); add \$276

CORD LENGTH: 9' or 15' is optional on all module options.

DSelect modesty panel.

NMP- No modesty panel

ESelect edge color.

Refer to the **Product Color Options** page in this price list.

Edge color offerings are based on edge style selections.

FSelect surface finish.

Refer to the **Product Color Options** page in this price list.

GSelect leg finish.

Refer to the **Product Color Options** page in this price list.

HSelect grommet/module color.

Refer to the **Product Color Options** page in this price list.

ISelect base.

4EC- 4 casters

4GB- 4 black glides

Casters=2 locking/2 non-locking, black wheel, silver hub

JSelect cord length (feet).

15- 15' cord length

9- 9' cord length

INFORMATION

Contact KI Customer Service for specific models that are UL listed.

SPECIAL SERVICES

Special Carton Marking

With specially marked informationN/C

Shipping

Ships **knocked down, FOB Bonduel, WI 54107, freight prepaid.** Freight class 125.

Specifications and prices are subject to change without prior notice.

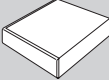
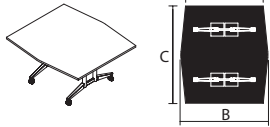
Pirouette® Tables - Fixed Height Base

Fixed Top-Double Chevron-29" High (Conference)



Pirouette® Tables - Fixed Height Base

Fixed Top-Double Chevron-29" High (Conference)

			MODEL NUMBER											
			Basic Model	Edge Style	Power Option	Modesty Panel	Edge Color	Surface Finish	Leg Finish	Grommet/Module Color	Base	Cord (feet)		
	Features	A x B x C											Approx. Packaged Weight	74P Edge (74P)
	TT Base	48 x 54 x 60"	PIFDC4860	<input type="checkbox"/> <input type="checkbox"/> <input type="checkbox"/>	<input type="checkbox"/> <input type="checkbox"/> <input type="checkbox"/>	NMP	<input type="checkbox"/> <input type="checkbox"/> <input type="checkbox"/>	<input type="checkbox"/> <input type="checkbox"/> <input type="checkbox"/>	<input type="checkbox"/> <input type="checkbox"/> <input type="checkbox"/>	<input type="checkbox"/> <input type="checkbox"/> <input type="checkbox"/> <input type="checkbox"/>	<input type="checkbox"/> <input type="checkbox"/> <input type="checkbox"/>	<input type="checkbox"/> <input type="checkbox"/> <input type="checkbox"/>	131.0#	\$ 1992
	TT Base	48 x 54 x 72"	PIFDC4872	<input type="checkbox"/> <input type="checkbox"/> <input type="checkbox"/>	<input type="checkbox"/> <input type="checkbox"/> <input type="checkbox"/>	NMP	<input type="checkbox"/> <input type="checkbox"/> <input type="checkbox"/>	<input type="checkbox"/> <input type="checkbox"/> <input type="checkbox"/>	<input type="checkbox"/> <input type="checkbox"/> <input type="checkbox"/>	<input type="checkbox"/> <input type="checkbox"/> <input type="checkbox"/> <input type="checkbox"/>	<input type="checkbox"/> <input type="checkbox"/> <input type="checkbox"/>	<input type="checkbox"/> <input type="checkbox"/> <input type="checkbox"/>	155.0#	2104
	TT Base	48 x 54 x 84"	PIFDC4884	<input type="checkbox"/> <input type="checkbox"/> <input type="checkbox"/>	<input type="checkbox"/> <input type="checkbox"/> <input type="checkbox"/>	NMP	<input type="checkbox"/> <input type="checkbox"/> <input type="checkbox"/>	<input type="checkbox"/> <input type="checkbox"/> <input type="checkbox"/>	<input type="checkbox"/> <input type="checkbox"/> <input type="checkbox"/>	<input type="checkbox"/> <input type="checkbox"/> <input type="checkbox"/> <input type="checkbox"/>	<input type="checkbox"/> <input type="checkbox"/> <input type="checkbox"/>	<input type="checkbox"/> <input type="checkbox"/> <input type="checkbox"/>	174.0#	2265
			A	B	C	D	E	F	G	H	I	J		

PIFT
Double Chevron Conference Tables
- 48"D

- Chrome bases will have polished aluminum foot covers and polished aluminum vertical wire managers (when applicable)
- Legs are inset 13.4" from edge to allow seating on all sides of table
- 1 module/grommet for table lengths of 60" and 72"
- 2 modules/grommets for table lengths of 84"
- Fixed base at 29" high

HOW TO ORDER

Indicate the following information on order form:
1. Quantity of each item.
2. Model number, including options. See "How To Build a Model Number".
3. Any special service required.

Note: • The ☐ indicates that a choice is required.
• The absence of the ☐ indicates that no choice is required.
• Alpha-numeric characters in place of ☐ indicate that no other alternatives are available.

HOW TO BUILD A MODEL NUMBER

- A**Select basic model.
- B**Select edge style.
74P - 74P edge
- C**Select power option.
NNN - No grommets, power, wire management/No cutouts
WMO - Wire management only-no cutouts; add \$64
MA1 - Module, Nacre pop-up w/USB-A/C (1); add \$420
MB1 - Module, Dubbel under-surface w/ dual USB-A/C (1); add \$264
MD1 - Module, Dean in-surface w/USB-A/C (1) ; add \$354
MO1 - Module, Node in-surface w/USB-A/C (1) ; add \$264
GA1 - Grommet, Nacre (1); add \$209
GD1 - Grommet, Dean (1); add \$209
GO1 - Grommet, Node (1); add \$144
MA2 - Modules, Nacre pop-up w/USB-A/C (2); add \$839

- MB2** - Modules, Dubbel under-surface w/ dual USB-A/C (2); add \$528
MD2 - Modules, Dean in-surface w/USB-A/C (2) ; add \$707
MO2 - Modules, Node in-surface w/USB-A/C (2); add \$528
GA2 - Grommets, Nacre (2); add \$408
GD2 - Grommets, Dean (2); add \$408
GO2 - Grommets, Node (2); add \$276
CORD LENGTH: 9' or 15' is optional on all module options.

WIRE MANAGEMENT: All options except NNN include vertical and horizontal wire management.

- D**Select modesty panel.
NMP - No modesty panel
- E**Select edge color.
Refer to the **Product Color Options** page in this price list.
Edge color offerings are based on edge style selections.

- F**Select surface finish.
Refer to the **Product Color Options** page in this price list.
- G**Select leg finish.
Refer to the **Product Color Options** page in this price list.
- H**Select grommet/module color.
Refer to the **Product Color Options** page in this price list.
- I**Select base.
4EC - 4 casters
4GB - 4 black glides
Casters=2 locking/2 non-locking, black wheel, silver hub
- J**Select cord length (feet).
15 - 15' cord length
9 - 9' cord length

INFORMATION
Contact KI Customer Service for specific models that are UL listed.

SPECIAL SERVICES
Special Carton Marking
With specially marked information N/C

Shipping
Ships **knocked down, FOB Bonduel, WI 54107, freight prepaid.** Freight class 125.

Specifications and prices are subject to change without prior notice.

Pirouette® Tables - Fixed Height Base

Fixed Top-Double Chevron-29" High (Conference)



Pirouette® Tables - Fixed Height Base

Fixed Top-Double Chevron-29" High (Conference)

			MODEL NUMBER										<div>Approx. Packaged Weight</div> <div>74P Edge (74P)</div>	
			Basic Model	Edge Style	Power Option	Modesty Panel	Edge Color	Surface Finish	Leg Finish	Grommet/Module Color	Base	Cord (feet)		
<div><p>PIFT</p><p>Double Chevron Conference Tables - 48"D</p><ul style="list-style-type: none">• Chrome bases will have polished aluminum foot covers and polished aluminum vertical wire managers (when applicable)• Legs are inset 13.4" from edge to allow seating on all sides of table• Center leg is single T Base to improve leg clearance• Fixed base at 29" high</div>	Features	A x B x C	PIFDC4896	<input type="checkbox"/> <input type="checkbox"/> <input type="checkbox"/>	<input type="checkbox"/> <input type="checkbox"/> <input type="checkbox"/>	NMP	<input type="checkbox"/> <input type="checkbox"/> <input type="checkbox"/>	<input type="checkbox"/> <input type="checkbox"/> <input type="checkbox"/>	<input type="checkbox"/> <input type="checkbox"/>	<input type="checkbox"/> <input type="checkbox"/> <input type="checkbox"/> <input type="checkbox"/>	<input type="checkbox"/> <input type="checkbox"/> <input type="checkbox"/>	<input type="checkbox"/> <input type="checkbox"/>	209.0#	\$ 2573
	Three Bases	48 x 54 x 96"	PIFDC48120	<input type="checkbox"/> <input type="checkbox"/> <input type="checkbox"/>	<input type="checkbox"/> <input type="checkbox"/> <input type="checkbox"/>	NMP	<input type="checkbox"/> <input type="checkbox"/> <input type="checkbox"/>	<input type="checkbox"/> <input type="checkbox"/> <input type="checkbox"/>	<input type="checkbox"/> <input type="checkbox"/>	<input type="checkbox"/> <input type="checkbox"/> <input type="checkbox"/> <input type="checkbox"/>	<input type="checkbox"/> <input type="checkbox"/> <input type="checkbox"/>	<input type="checkbox"/> <input type="checkbox"/>	249.0#	2684
	Three Bases	48 x 54 x 120"												
			A	B	C	D	E	F	G	H	I	J		

HOW TO ORDER

- Indicate the following information on order form:
1. Quantity of each item.
 2. Model number, including options. See "How To Build a Model Number".
 3. Any special service required.

Note:

- The ☐ indicates that a choice is required.
- The absence of the ☐ indicates that no choice is required.
- Alpha-numeric characters in place of ☐ indicate that no other alternatives are available.

HOW TO BUILD A MODEL NUMBER

- A** Select basic model.
- B** Select edge style.
74P - 74P edge
- C** Select power option.
NNN - No grommets/No PowerUp/No wire management
WMO - Wire management only-no cutouts; add \$64
MA2 - Modules, Nacre pop-up w/USB-A/C (2); add \$839
MB2 - Modules, Dubbel under-surface w/ dual USB-A/C (2); add \$528
MD2 - Modules, Dean in-surface w/USB-A/C (2) ; add \$707
MO2 - Modules, Node in-surface w/USB-A/C (2); add \$528
GA2 - Grommets, Nacre (2); add \$408
GD2 - Grommets, Dean (2); add \$408
GO2 - Grommets, Node (2); add \$276

CORD LENGTH: 9' or 15' is optional on all module options.

WIRE MANAGEMENT: All options except NNN include vertical and horizontal wire management.

- D** Select modesty panel.
NMP - No modesty panel
- E** Select edge color.
Refer to the **Product Color Options** page in this price list.
Edge color offerings are based on edge style selections.
- F** Select surface finish.
Refer to the **Product Color Options** page in this price list.
- G** Select leg finish.
Refer to the **Product Color Options** page in this price list.
- H** Select grommet/module color.
Refer to the **Product Color Options** page in this price list.

- I** Select base.
4EC - 4 casters
4GB - 4 black glides
Casters=2 locking/2 non-locking, black wheel, silver hub
- J** Select cord length (feet).
15 - 15' cord length
9 - 9' cord length

INFORMATION

Contact KI Customer Service for specific models that are UL listed.

SPECIAL SERVICES

Special Carton Marking

With specially marked information N/C

Shipping
Ships **knocked down, FOB Bonduel, WI 54107, freight prepaid.** Freight class 125.

Specifications and prices are subject to change without prior notice.

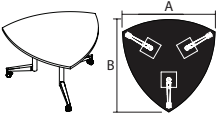
Pirouette® Tables - Fixed Height Base

Fixed Top-Guitar Pick-29" High (Standard Height)



Pirouette® Tables - Fixed Height Base

Fixed Top-Guitar Pick-29" High (Standard Height)

				MODEL NUMBER								<div>Approx. Packaged Weight</div> <div>74P Edge (74P)</div>	
				Basic Model	Edge Style	Power Option	Modesty Panel	Edge Color	Surface Finish	Leg Finish	Base		
<div><div>PIFT</div></div>	MODEL	Features	A x B										
	Guitar Pick Tables - 48"	C Base	48 x 48"	PIFG48	<input type="checkbox"/> <input type="checkbox"/> <input type="checkbox"/>	NNN	NMP	<input type="checkbox"/> <input type="checkbox"/> <input type="checkbox"/>	<input type="checkbox"/> <input type="checkbox"/> <input type="checkbox"/>	<input type="checkbox"/> <input type="checkbox"/>	<input type="checkbox"/> <input type="checkbox"/> <input type="checkbox"/>	99.0#	\$ 1407
	<ul style="list-style-type: none">• Chrome bases will have polished aluminum foot covers• Fixed base at 29" high												
<div><div>PIFT</div></div>	Guitar Pick Tables - 54"	C Base	54 x 54"	PIFG54	<input type="checkbox"/> <input type="checkbox"/> <input type="checkbox"/>	NNN	NMP	<input type="checkbox"/> <input type="checkbox"/> <input type="checkbox"/>	<input type="checkbox"/> <input type="checkbox"/> <input type="checkbox"/>	<input type="checkbox"/> <input type="checkbox"/>	<input type="checkbox"/> <input type="checkbox"/> <input type="checkbox"/>	115.0#	\$ 1543
	<ul style="list-style-type: none">• Chrome bases will have polished aluminum foot covers• Fixed base at 29" high												
<div><div>PIFT</div></div>	Guitar Pick Tables - 60"	C Base	60 x 60"	PIFG60	<input type="checkbox"/> <input type="checkbox"/> <input type="checkbox"/>	NNN	NMP	<input type="checkbox"/> <input type="checkbox"/> <input type="checkbox"/>	<input type="checkbox"/> <input type="checkbox"/> <input type="checkbox"/>	<input type="checkbox"/> <input type="checkbox"/>	<input type="checkbox"/> <input type="checkbox"/> <input type="checkbox"/>	133.0#	\$ 1578
	<ul style="list-style-type: none">• Chrome bases will have polished aluminum foot covers• Fixed base at 29" high												
				A	B	C	D	E	F	G	H		

HOW TO ORDER

- Indicate the following information on order form:
- Quantity of each item.
 - Model number, including options. See "How To Build a Model Number".
 - Any special service required.

Note:

- The ☐ indicates that a choice is required.
- The absence of the ☐ indicates that no choice is required.
- Alpha-numeric characters in place of ☐ indicate that no other alternatives are available.

HOW TO BUILD A MODEL NUMBER

- A**Select basic model.
- B**Select edge style.

74P- 74P edge
- C**Select power option.

NNN- No grommets, power, wire management/No cutouts
- D**Select modesty panel.

NMP- No modesty panel
- E**Select edge color.

Refer to the **Product Color Options** page in this price list.
Edge color offerings are based on edge style selections.
- F**Select surface finish.

Refer to the **Product Color Options** page in this price list.
- G**Select leg finish.

Refer to the **Product Color Options** page in this price list.

- H**Select base.

4EC- 4 casters
4GB- 4 black glides
Casters=2 locking/2 non-locking, black wheel, silver hub

SPECIAL SERVICES

Special Carton Marking

With specially marked informationN/C

Shipping
Ships **knocked down, FOB Bonduel, WI 54107, freight prepaid.** Freight class 125.

Specifications and prices are subject to change without prior notice.

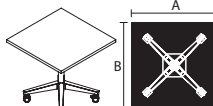
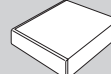
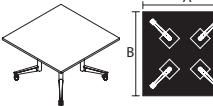
Pirouette® Tables - Fixed Height Base

Fixed Top-Square-29" High (Standard Height)



Pirouette® Tables - Fixed Height Base

Fixed Top-Square-29" High (Standard Height)

				MODEL NUMBER										
				Basic Model	Edge Style	Power Option	Modesty Panel	Edge Color	Surface Finish	Leg Finish	Base			
<div> PIFT</div>	MODEL	Features	A x B	PIFXSQ30	<input type="checkbox"/> <input type="checkbox"/> <input type="checkbox"/>	NNN	NMP	<input type="checkbox"/> <input type="checkbox"/> <input type="checkbox"/>	<input type="checkbox"/> <input type="checkbox"/> <input type="checkbox"/>	<input type="checkbox"/> <input type="checkbox"/> <input type="checkbox"/>	<input type="checkbox"/> <input type="checkbox"/> <input type="checkbox"/>	Approx. Packaged Weight		74P Edge (74P)
	Square Tables - Fixed, 29" High	X Base	30 x 30"	PIFXSQ30	<input type="checkbox"/> <input type="checkbox"/> <input type="checkbox"/>	NNN	NMP	<input type="checkbox"/> <input type="checkbox"/> <input type="checkbox"/>	<input type="checkbox"/> <input type="checkbox"/> <input type="checkbox"/>	<input type="checkbox"/> <input type="checkbox"/> <input type="checkbox"/>	<input type="checkbox"/> <input type="checkbox"/> <input type="checkbox"/>	61.0#		\$ 865
	<ul style="list-style-type: none">• Chrome bases will have polished aluminum foot covers• Fixed base at 29" high	X Base	36 x 36"	PIFXSQ36	<input type="checkbox"/> <input type="checkbox"/> <input type="checkbox"/>	NNN	NMP	<input type="checkbox"/> <input type="checkbox"/> <input type="checkbox"/>	<input type="checkbox"/> <input type="checkbox"/> <input type="checkbox"/>	<input type="checkbox"/> <input type="checkbox"/> <input type="checkbox"/>	<input type="checkbox"/> <input type="checkbox"/> <input type="checkbox"/>	75.0#		971
<div> PIFT</div>	MODEL	Features	A x B	PIFCSQ42	<input type="checkbox"/> <input type="checkbox"/> <input type="checkbox"/>	NNN	NMP	<input type="checkbox"/> <input type="checkbox"/> <input type="checkbox"/>	<input type="checkbox"/> <input type="checkbox"/> <input type="checkbox"/>	<input type="checkbox"/> <input type="checkbox"/> <input type="checkbox"/>	<input type="checkbox"/> <input type="checkbox"/> <input type="checkbox"/>	Approx. Packaged Weight		
	Square Tables - Fixed, 29" High	C Base	42 x 42"	PIFCSQ42	<input type="checkbox"/> <input type="checkbox"/> <input type="checkbox"/>	NNN	NMP	<input type="checkbox"/> <input type="checkbox"/> <input type="checkbox"/>	<input type="checkbox"/> <input type="checkbox"/> <input type="checkbox"/>	<input type="checkbox"/> <input type="checkbox"/> <input type="checkbox"/>	<input type="checkbox"/> <input type="checkbox"/> <input type="checkbox"/>	91.0#		\$ 1415
	<ul style="list-style-type: none">• Chrome bases will have polished aluminum foot covers• Fixed base at 29" high	C Base	48 x 48"	PIFCSQ48	<input type="checkbox"/> <input type="checkbox"/> <input type="checkbox"/>	NNN	NMP	<input type="checkbox"/> <input type="checkbox"/> <input type="checkbox"/>	<input type="checkbox"/> <input type="checkbox"/> <input type="checkbox"/>	<input type="checkbox"/> <input type="checkbox"/> <input type="checkbox"/>	<input type="checkbox"/> <input type="checkbox"/> <input type="checkbox"/>	110.0#		1446
		C Base	60 x 60"	PIFCSQ60	<input type="checkbox"/> <input type="checkbox"/> <input type="checkbox"/>	NNN	NMP	<input type="checkbox"/> <input type="checkbox"/> <input type="checkbox"/>	<input type="checkbox"/> <input type="checkbox"/> <input type="checkbox"/>	<input type="checkbox"/> <input type="checkbox"/> <input type="checkbox"/>	<input type="checkbox"/> <input type="checkbox"/> <input type="checkbox"/>	155.0#		1590
				A	B	C	D	E	F	G	H			

HOW TO ORDER

- Indicate the following information on order form:
- Quantity of each item.
 - Model number, including options. See "How To Build a Model Number".
 - Any special service required.

Note:

- The ☐ indicates that a choice is required.
- The absence of the ☐ indicates that no choice is required.
- Alpha-numeric characters in place of ☐ indicate that no other alternatives are available.

HOW TO BUILD A MODEL NUMBER

- A**Select basic model.
- B**Select edge style.

74P- 74P edge
- C**Select power option.

NNN- No grommets, power, wire management/No cutouts
- D**Select modesty panel.

NMP- No modesty panel
- E**Select edge color.

Refer to the **Product Color Options** page in this price list.
Edge color offerings are based on edge style selections.
- F**Select surface finish.

Refer to the **Product Color Options** page in this price list.
- G**Select leg finish.

Refer to the **Product Color Options** page in this price list.

- H**Select base.

4EC- 4 casters

4GB- 4 black glides

Casters=2 locking/2 non-locking, black wheel, silver hub

SPECIAL SERVICES

Special Carton Marking

With specially marked informationN/C

Shipping
Ships **knocked down, FOB Bonduel, WI 54107, freight prepaid.** Freight class 125.

Specifications and prices are subject to change without prior notice.



A B C D E F G H



Pirouette® Tables - Fixed Height Base

Fixed Top-Square-42” High (Cafe Height)



Pirouette® Tables - Fixed Height Base

Fixed Top-Square-42” High (Cafe Height)

			MODEL NUMBER								<div>Approx. Packaged Weight</div> <div>74P Edge (74P)</div>	
			Basic Model	Edge Style	Power Option	Modesty Panel	Edge Color	Surface Finish	Leg Finish	Base		
<div></div> <div>PIF4</div>	MODEL	Features	A x B	PIFXSQ30H42	<input type="checkbox"/> <input type="checkbox"/> <input type="checkbox"/>	NNN	NMP	<input type="checkbox"/> <input type="checkbox"/> <input type="checkbox"/>	<input type="checkbox"/> <input type="checkbox"/> <input type="checkbox"/>	<input type="checkbox"/> <input type="checkbox"/> <input type="checkbox"/>	67.0#	\$ 879
				PIFXSQ36H42	<input type="checkbox"/> <input type="checkbox"/> <input type="checkbox"/>	NNN	NMP	<input type="checkbox"/> <input type="checkbox"/> <input type="checkbox"/>	<input type="checkbox"/> <input type="checkbox"/> <input type="checkbox"/>	<input type="checkbox"/> <input type="checkbox"/> <input type="checkbox"/>	81.0#	981
				A	B	C	D	E	F	G	H	

HOW TO ORDER

Indicate the following information on order form:

- Quantity of each item.
- Model number, including options. See “How To Build a Model Number”.
- Any special service required.

Note:

- The ☐ indicates that a choice is required.
- The absence of the ☐ indicates that no choice is required.
- Alpha-numeric characters in place of ☐ indicate that no other alternatives are available.

HOW TO BUILD A MODEL NUMBER

- A**Select basic model.
- B**Select edge style.

74P- 74P edge
- C**Select power option.

NNN- No grommets, power, wire management/No cutouts
- D**Select modesty panel.

NMP- No modesty panel
- E**Select edge color.

Refer to the **Product Color Options** page in this price list.
Edge color offerings are based on edge style selections.
- F**Select surface finish.

Refer to the **Product Color Options** page in this price list.
- G**Select leg finish.

Refer to the **Product Color Options** page in this price list.

- H**Select base.

4EC- 4 casters
4GB- 4 black glides
Casters=2 locking/2 non-locking, black wheel, silver hub

SPECIAL SERVICES

Special Carton Marking

With specially marked informationN/C

Shipping

Ships **knocked down, FOB Bonduel, WI 54107, freight prepaid.** Freight class 125.

Specifications and prices are subject to change without prior notice.




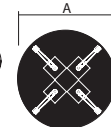
Pirouette® Tables - Fixed Height Base

Fixed Top-Round-29" High (Standard Height)



Pirouette® Tables - Fixed Height Base

Fixed Top-Round-29" High (Standard Height)

				MODEL NUMBER									
				Basic Model	Edge Style	Power Option	Modesty Panel	Edge Color	Surface Finish	Leg Finish	Base		
MODEL				Features	A							Approx. Packaged Weight	74P Edge (74P)
 PIFT		Round Tables - Fixed, 29" High		X Base	30" Dia	PIFXRD30	<input type="checkbox"/> <input type="checkbox"/> <input type="checkbox"/>	NNN	NMP	<input type="checkbox"/> <input type="checkbox"/> <input type="checkbox"/>	<input type="checkbox"/> <input type="checkbox"/> <input type="checkbox"/>		
				X Base	36" Dia	PIFXRD36	<input type="checkbox"/> <input type="checkbox"/> <input type="checkbox"/>	NNN	NMP	<input type="checkbox"/> <input type="checkbox"/> <input type="checkbox"/>	<input type="checkbox"/> <input type="checkbox"/> <input type="checkbox"/>		
				X Base	42" Dia	PIFXRD42	<input type="checkbox"/> <input type="checkbox"/> <input type="checkbox"/>	NNN	NMP	<input type="checkbox"/> <input type="checkbox"/> <input type="checkbox"/>	<input type="checkbox"/> <input type="checkbox"/> <input type="checkbox"/>		
 PIFT		Round Tables - Fixed, 29" High		C Base	48" Dia	PIFCRD48	<input type="checkbox"/> <input type="checkbox"/> <input type="checkbox"/>	NNN	NMP	<input type="checkbox"/> <input type="checkbox"/> <input type="checkbox"/>	<input type="checkbox"/> <input type="checkbox"/> <input type="checkbox"/>		
				C Base	60" Dia	PIFCRD60	<input type="checkbox"/> <input type="checkbox"/> <input type="checkbox"/>	NNN	NMP	<input type="checkbox"/> <input type="checkbox"/> <input type="checkbox"/>	<input type="checkbox"/> <input type="checkbox"/> <input type="checkbox"/>		
					</								

HOW TO ORDER

Indicate the following information on order form:

- Quantity of each item.
- Model number, including options. See "How To Build a Model Number".
- Any special service required.

Note:

- The ☐ indicates that a choice is required.
- The absence of the ☐ indicates that no choice is required.
- Alpha-numeric characters in place of ☐ indicate that no other alternatives are available.

HOW TO BUILD A MODEL NUMBER

- A**Select basic model.
- B**Select edge style.

74P- 74P edge
- C**Select power option.

NNN- No grommets, power, wire management/No cutouts
- D**Select modesty panel.

NMP- No modesty panel
- E**Select edge color.

Refer to the **Product Color Options** page in this price list.
Edge color offerings are based on edge style selections.
- F**Select surface finish.

Refer to the **Product Color Options** page in this price list.
- G**Select leg finish.

Refer to the **Product Color Options** page in this price list.

- H**Select base.

4EC- 4 casters
4GB- 4 black glides
Casters=2 locking/2 non-locking, black wheel, silver hub

SPECIAL SERVICES

Special Carton Marking

With specially marked informationN/C

Shipping
Ships **knocked down, FOB Bonduel, WI 54107, freight prepaid.** Freight class 125.

Specifications and prices are subject to change without prior notice.

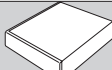

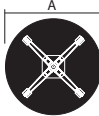
Pirouette® Tables - Fixed Height Base

Fixed Top-Round-36” High (Counter Height)



Pirouette® Tables - Fixed Height Base

Fixed Top-Round-36” High (Counter Height)

		MODEL NUMBER										<div></div>	
		Basic Model	Edge Style	Power Option	Modesty Panel	Edge Color	Surface Finish	Leg Finish	Base				
MODEL		Features	A									Approx. Packaged Weight	74P Edge (74P)
<div><div><div>PIF3</div></div><div><div>A</div><div></div></div></div>	Round Tables - Fixed, 36" High		X Base	30" Dia	PIFXRD30H36	<input type="checkbox"/> <input type="checkbox"/> <input type="checkbox"/>	NNN	NMP	<input type="checkbox"/> <input type="checkbox"/> <input type="checkbox"/>	<input type="checkbox"/> <input type="checkbox"/> <input type="checkbox"/>	<input type="checkbox"/> <input type="checkbox"/> <input type="checkbox"/>	58.0#	\$ 926
	• Chrome bases will have polished aluminum foot covers		X Base	36" Dia	PIFXRD36H36	<input type="checkbox"/> <input type="checkbox"/> <input type="checkbox"/>	NNN	NMP	<input type="checkbox"/> <input type="checkbox"/> <input type="checkbox"/>	<input type="checkbox"/> <input type="checkbox"/> <input type="checkbox"/>	<input type="checkbox"/> <input type="checkbox"/> <input type="checkbox"/>	68.0#	1029
	• Recommended chair height for 36"H table is 24" stool		X Base	42" Dia	PIFXRD42H36	<input type="checkbox"/> <input type="checkbox"/> <input type="checkbox"/>	NNN	NMP	<input type="checkbox"/> <input type="checkbox"/> <input type="checkbox"/>	<input type="checkbox"/> <input type="checkbox"/> <input type="checkbox"/>	<input type="checkbox"/> <input type="checkbox"/> <input type="checkbox"/>	81.0#	1179

PIF4

Indicate the following information on order form:

1. Quantity of each item.
2. Model number, including options. See "How To Build a Model Number".
3. Any special service required.

Note:

- The ☐ indicates that a choice is required.
- The absence of the ☐ indicates that no choice is required.
- Alpha-numeric characters in place of ☐ indicate that no other alternatives are available.

- A Select basic model.
- B Select edge style.
74P - 74P edge
- C Select power option.
NNN - No grommets, power, wire management/No cutouts
- D Select modesty panel.
NMP - No modesty panel
- E Select edge color.
Refer to the **Product Color Options** page in this price list.
Edge color offerings are based on edge style selections.
- F Select surface finish.
Refer to the **Product Color Options** page in this price list.
- G Select leg finish.

Refer to the **Product Color Options** page in this price list.

H Select base.

4EC	- 4 casters
4GB	- 4 black glides

Casters=2 locking/2 non-locking, black wheel,
silver hub

Special Carton Marking

With specially marked information N/C

Shipping

freight prepaid. Freight class 125.

Specifications and prices are subject to change without prior notice.

Pirouette® Tables - Fixed Height Base

Fixed Top-Scale Up-29" High (Standard Height)



Pirouette® Tables - Fixed Height Base

Fixed Top-Scale Up-29" High (Standard Height)

		MODEL NUMBER										<div>Approx. Packaged Weight</div> <div>74P Edge (74P)</div>	
		Basic Model	Edge Style	Power Option	Modesty Panel	Edge Color	Surface Finish	Leg Finish	Grommet/Module Color	Base	Cord (feet)		
<div><p>PIFT</p><p>Scale Up Tables - 30"D</p><ul style="list-style-type: none">3 tables form an 84" dia pod design to seat up to 9 peopleChrome bases will have polished aluminum foot covers and polished aluminum vertical wire managers (when applicable)Gangers ordered separatelyFixed base at 29" high</div>	T Base	30 x 72"	PIFS3072	<input type="checkbox"/> <input type="checkbox"/> <input type="checkbox"/>	<input type="checkbox"/> <input type="checkbox"/> <input type="checkbox"/>	NMP	<input type="checkbox"/> <input type="checkbox"/> <input type="checkbox"/>	<input type="checkbox"/> <input type="checkbox"/> <input type="checkbox"/>	<input type="checkbox"/> <input type="checkbox"/> <input type="checkbox"/>	<input type="checkbox"/> <input type="checkbox"/> <input type="checkbox"/>	<input type="checkbox"/> <input type="checkbox"/>	64.0#	\$ 1241
			A	B	C	D	E	F	G	H	I	J	

HOW TO ORDER

- Indicate the following information on order form:
- Quantity of each item.
 - Model number, including options. See "How To Build a Model Number".
 - Any special service required.

Note:

- The ☐ indicates that a choice is required.
- The absence of the ☐ indicates that no choice is required.
- Alpha-numeric characters in place of ☐ indicate that no other alternatives are available.

HOW TO BUILD A MODEL NUMBER

- A**Select basic model.

NNN- No grommets, power, wire management/No cutouts

WMO- Wire management only-no cutouts; add \$64

MA1- Module, Nacre pop-up w/USB-A/C (1); add \$420

MB1- Module, Dubbel under-surface w/ dual USB-A/C (1); add \$264

MD1- Module, Dean in-surface w/USB-A/C (1) ; add \$354

MO1- Module, Node in-surface w/USB-A/C (1) ; add \$264

GA1- Grommet, Nacre (1); add \$209

GD1- Grommet, Dean (1); add \$209

GO1- Grommet, Node (1); add \$144

BSelect edge style.

74P- 74P edge

CSelect power option.

NNN- No grommets, power, wire management/No cutouts

WMO- Wire management only-no cutouts; add \$64

MA1- Module, Nacre pop-up w/USB-A/C (1); add \$420

MB1- Module, Dubbel under-surface w/ dual USB-A/C (1); add \$264

MD1- Module, Dean in-surface w/USB-A/C (1) ; add \$354

MO1- Module, Node in-surface w/USB-A/C (1) ; add \$264

GA1- Grommet, Nacre (1); add \$209

GD1- Grommet, Dean (1); add \$209

GO1- Grommet, Node (1); add \$144

DSelect modesty panel.

NMP- No modesty panel

ESelect edge color.

Refer to the **Product Color Options** page in this price list.

Edge color offerings are based on edge style selections.

FSelect surface finish.

Refer to the **Product Color Options** page in this price list.

GSelect leg finish.

Refer to the **Product Color Options** page in this price list.

HSelect grommet/module color.

Refer to the **Product Color Options** page in this price list.

CORD LENGTH: 9' or 15' is optional on all module options.

WIRE MANAGEMENT: All options except NNN include vertical and horizontal wire management.

- I**Select base finish.

4EC- 4 casters

4GB- 4 black glides

Casters=2 locking/2 non-locking, black wheel, silver hub
- J**Select cord length (feet).

15- 15' cord length

9- 9' cord length

INFORMATION

LEG CLEARANCE		
Table Length /	From Table Edge /	Inside Leg
72"	14.75	38.75

INFORMATION
Contact KI Customer Service for specific models that are UL listed.

SPECIAL SERVICES

Special Carton Marking

With specially marked information N/C

Shipping
Ships **knocked down, FOB Bonduel, WI 54107, freight prepaid.** Freight class 125.

Specifications and prices are subject to change without prior notice.

Pirouette® Tables - Fixed Height Base

Fixed Top-Half Round-29" High (Standard Height)



Pirouette® Tables - Fixed Height Base

Fixed Top-Half Round-29" High (Standard Height)

				MODEL NUMBER								<div>Approx. Packaged Weight</div> <div>74P Edge (74P)</div>	
				Basic Model	Edge Style	Power Option	Modesty Panel	Edge Color	Surface Finish	Leg Finish	Base		
<div></div>	MODEL	Features	A x B										
	Half Round Tables - 24"D	T Base	24 x 48"	PIFH48	<input type="checkbox"/> <input type="checkbox"/> <input type="checkbox"/>	NNN	NMP	<input type="checkbox"/> <input type="checkbox"/> <input type="checkbox"/>	<input type="checkbox"/> <input type="checkbox"/> <input type="checkbox"/>	<input type="checkbox"/> <input type="checkbox"/>	<input type="checkbox"/> <input type="checkbox"/> <input type="checkbox"/>	53.0#	\$ 875
	<ul style="list-style-type: none">• Chrome bases will have polished aluminum foot covers• Gangers ordered separately• Fixed base at 29" high												
PIFT													
PIFT	Half Round Tables - 30"D	T Base	30 x 60"	PIFH60	<input type="checkbox"/> <input type="checkbox"/> <input type="checkbox"/>	NNN	NMP	<input type="checkbox"/> <input type="checkbox"/> <input type="checkbox"/>	<input type="checkbox"/> <input type="checkbox"/> <input type="checkbox"/>	<input type="checkbox"/> <input type="checkbox"/>	<input type="checkbox"/> <input type="checkbox"/> <input type="checkbox"/>	71.0#	\$ 1035
	<ul style="list-style-type: none">• Chrome bases will have polished aluminum foot covers• Gangers ordered separately• Fixed base at 29" high												
PIFT	Half Round Tables - 36"D	T Base	36 x 72"	PIFH72	<input type="checkbox"/> <input type="checkbox"/> <input type="checkbox"/>	NNN	NMP	<input type="checkbox"/> <input type="checkbox"/> <input type="checkbox"/>	<input type="checkbox"/> <input type="checkbox"/> <input type="checkbox"/>	<input type="checkbox"/> <input type="checkbox"/>	<input type="checkbox"/> <input type="checkbox"/> <input type="checkbox"/>	91.0#	\$ 1144
	<ul style="list-style-type: none">• Chrome bases will have polished aluminum foot covers• Gangers ordered separately• Fixed base at 29" high												
				A	B	C	D	E	F	G	H		

HOW TO ORDER

- Indicate the following information on order form:
- Quantity of each item.
 - Model number, including options. See "How To Build a Model Number".
 - Any special service required.

Note:

- The ☐ indicates that a choice is required.
- The absence of the ☐ indicates that no choice is required.
- Alpha-numeric characters in place of ☐ indicate that no other alternatives are available.

HOW TO BUILD A MODEL NUMBER

- A**Select basic model.
- B**Select edge style.

74P- 74P edge
- C**Select power option.

NNN- No grommets, power, wire management/No cutouts
- D**Select modesty panel.

NMP- No modesty panel
- E**Select edge color.

Refer to the **Product Color Options** page in this price list.
Edge color offerings are based on edge style selections.
- F**Select surface finish.

Refer to the **Product Color Options** page in this price list.
- G**Select leg finish.

Refer to the **Product Color Options** page in this price list.

- H**Select base.

4EC- 4 casters

4GB- 4 black glides

Casters=2 locking/2 non-locking, black wheel, silver hub

INFORMATION

LEG CLEARANCE		
Table Length / From	Table Edge Point / Inside Leg	
48"	7.0	28.75
60"	10.5	34.75
72"	12.5	42.75

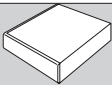
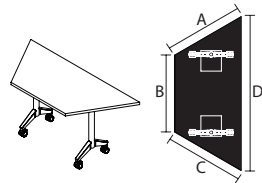
SPECIAL SERVICES

Special Carton Marking

With specially marked informationN/C

Shipping
Ships **knocked down, FOB Bonduel, WI 54107, freight prepaid.** Freight class 125.

Specifications and prices are subject to change without prior notice.

[illegible]

PIFT

Trapezoid Tables - 26" D

- Chrome bases will have polished aluminum foot covers
- Gangers ordered separately
- Fixed base at 29" high

HOW TO ORDER

Indicate the following information on order forms:

1. Quantity of each item.
2. Model number, including options. See "How To Build a Model Number".
3. Any special service required.

Note: • The ☐ indicates that a choice is required.

- The absence of the ☐ indicates that no choice is required.
- Alpha-numeric characters in place of ☐ indicate that no other alternatives are available.

HOW TO BUILD A MODEL NUMBER

- A Select basic model.
- B Select edge style.
74P - 74P edge
- C Select power option.
NNN - No grommets, power, wire management/No cutouts
- D Select modesty panel.
NMP - No modesty panel
- E Select edge color.
Refer to the **Product Color Options** page in this price list.
Edge color offerings are based on edge style selections.
- F Select surface finish.
Refer to the **Product Color Options** page in this price list.
- G Select leg finish.

Refer to the **Product Color Options** page in this price list.

- H** Select base.
- | | |
|------------|------------------|
| 4EC | - 4 casters |
| 4GB | - 4 black glides |
- Casters=2 locking/2 non-locking, black wheel,
silver hub

INFORMATION

LEG CLEARANCE

Table Length / From Table Edge Point / Inside Leg		
60"	13.5	28.25

SPECIAL SERVICES

Special Carton Marking

With specially marked information N/C

Shipping

Ships knocked down, FOB Bonduel, WI 54107, freight prepaid. Freight class 125.

Specifications and prices are subject to change without prior notice.

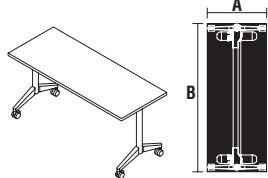
Pirouette® Tables - Fixed Height Base

Nesting Top-Rectangular-29" High (Training)



Pirouette® Tables - Fixed Height Base

Nesting Top-Rectangular-29" High (Training)

			MODEL NUMBER													
	Features	A x B	Basic Model	Edge Style	Power Option	Modesty Panel	Edge Color	Surface Finish	Leg Finish	Grommet/Module Color	Polyester Modesty Panel Color	Base	Cord (feet)		Approx. Packaged Weight	74P Edge (74P)
 PINT Rectangular Tables - 18"D	T Base	18 x 30"	PINR1830T	□□□	NNN	□□□	□□□	□□□	□□		□□□□	□□□			57.0#	\$ 907
	T Base	18 x 36"	PINR1836T	□□□	□□□	□□□	□□□	□□□	□□	□□□□	□□□□	□□□	□□		64.0#	1095
	T Base	18 x 42"	PINR1842T	□□□	□□□	□□□	□□□	□□□	□□	□□□□	□□□□	□□□	□□		68.0#	1110
	T Base	18 x 48"	PINR1848T	□□□	□□□	□□□	□□□	□□□	□□	□□□□	□□□□	□□□	□□		75.0#	1125
	T Base	18 x 54"	PINR1854T	□□□	□□□	□□□	□□□	□□□	□□	□□□□	□□□□	□□□	□□		78.0#	1169
	T Base	18 x 60"	PINR1860T	□□□	□□□	□□□	□□□	□□□	□□	□□□□	□□□□	□□□	□□		86.0#	1209
	T Base	18 x 66"	PINR1866T	□□□	□□□	□□□	□□□	□□□	□□	□□□□	□□□□	□□□	□□		89.0#	1238
	T Base	18 x 72"	PINR1872T	□□□	□□□	□□□	□□□	□□□	□□	□□□□	□□□□	□□□	□□		96.0#	1258
 PINT Rectangular Tables - 24"D	T Base	24 x 30"	PINR2430T	□□□	NNN	□□□	□□□	□□□	□□		□□□□	□□□			66.0#	\$ 970
	T Base	24 x 36"	PINR2436T	□□□	□□□	□□□	□□□	□□□	□□	□□□□	□□□□	□□□	□□		74.0#	1236
	T Base	24 x 42"	PINR2442T	□□□	□□□	□□□	□□□	□□□	□□	□□□□	□□□□	□□□	□□		79.0#	1269
	T Base	24 x 48"	PINR2448T	□□□	□□□	□□□	□□□	□□□	□□	□□□□	□□□□	□□□	□□		87.0#	1317
	T Base	24 x 54"	PINR2454T	□□□	□□□	□□□	□□□	□□□	□□	□□□□	□□□□	□□□	□□		92.0#	1363
	T Base	24 x 60"	PINR2460T	□□□	□□□	□□□	□□□	□□□	□□	□□□□	□□□□	□□□	□□		100.0#	1433
	T Base	24 x 66"	PINR2466T	□□□	□□□	□□□	□□□	□□□	□□	□□□□	□□□□	□□□	□□		105.0#	1476
	T Base	24 x 72"	PINR2472T	□□□	□□□	□□□	□□□	□□□	□□	□□□□	□□□□	□□□	□□		113.0#	1520
			A	B	C	D	E	F	G	H	I	J	K			

HOW TO ORDER

- Indicate the following information on order form:
- Quantity of each item.
 - Model number, including options. See "How To Build a Model Number".
 - Any special service required.

Note:

- The □ indicates that a choice is required.
- The absence of the □ indicates that no choice is required.
- Alpha-numeric characters in place of □ indicate that no other alternatives are available.

HOW TO BUILD A MODEL NUMBER

- A** Select basic model.
- B** Select edge style.
74P - 74P edge
- C** Select power option.
NNN - No grommets, power, wire management/No cutouts
WMO - Wire management only-no cutouts; add \$64
MA1 - Module, Nacre pop-up w/USB-A/C (1); add \$420
MB1 - Module, Dubbel under-surface w/ dual USB-A/C (1); add \$264
MD1 - Module, Dean in-surface w/USB-A/C (1) ; add \$354
MO1 - Module, Node in-surface w/USB-A/C (1) ; add \$264
GA1 - Grommet, Nacre (1); add \$209
GD1 - Grommet, Dean (1); add \$209
G01 - Grommet, Node (1); add \$144
CORD LENGTH: 9' or 15' is optional on all module options.

WIRE MANAGEMENT: All options except NNN include vertical and horizontal wire management.

- D** Select modesty panel.
NMP - No modesty panel
PMP - Polyester felt modesty panel; add \$182
- E** Select edge color.
Refer to the **Product Color Options** page in this price list.
Edge color offerings are based on edge style selections.
- F** Select surface finish.
Refer to the **Product Color Options** page in this price list.
- G** Select leg finish.
Refer to the **Product Color Options** page in this price list.
- H** Select grommet/module color.

Refer to the **Product Color Options** page in this price list.

- I** Select modesty panel color (only if polyester felt panel is chosen).
Refer to the **Product Color Options** page in this price list.
- J** Select base.
4EC - 4 casters
4GB - 4 black glides
Casters=2 locking/2 non-locking, black wheel, silver hub
- K** Select cord length (feet).
15 - 15' cord length
9 - 9' cord length

INFORMATION

LEG CLEARANCE		
Table Length / From Table Edge / Inside Leg		
30"	0.75	24
36"	0.75	30
42"	3.75	30
48"	0.75	42
54"	3.75	42
60"	0.75	54
66"	3.75	54
72"	0.75	66

INFORMATION

Contact KI Customer Service for specific models that are UL listed.

SPECIAL SERVICES

Special Carton Marking

With specially marked information N/C

Shipping
Ships **knocked down, FOB Bonduel, WI 54107, freight prepaid.** Freight class 125.

Specifications and prices are subject to change without prior notice.

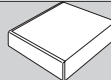
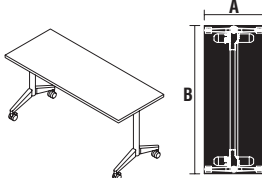
Pirouette® Tables - Fixed Height Base

Nesting Top-Rectangular-29" High (Training)



Pirouette® Tables - Fixed Height Base

Nesting Top-Rectangular-29" High (Training)

			MODEL NUMBER												
			Basic Model	Edge Style	Power Option	Modesty Panel	Edge Color	Surface Finish	Leg Finish	Grommet/ Module Color	Polyester Modesty Panel Color	Base			Cord (feet)
 <p>PINT</p> <p>Rectangular Tables - 30”D</p> <ul style="list-style-type: none">• Tables are designed for maximum leg spacing for length of table• Chrome bases will have polished aluminum foot covers and polished aluminum vertical wire managers (when applicable)• Gangers ordered separately• Nesting base at 29” high	Features	A x B	T Base	30 x 36”	PINR3036T	<input type="checkbox"/>	<input type="checkbox"/>	<input type="checkbox"/>	<input type="checkbox"/>	<input type="checkbox"/>	<input type="checkbox"/>	<input type="checkbox"/>	<input type="checkbox"/>	81.0#	\$ 1284
	T Base	30 x 42”	PINR3042T	<input type="checkbox"/>	<input type="checkbox"/>	<input type="checkbox"/>	<input type="checkbox"/>	<input type="checkbox"/>	<input type="checkbox"/>	<input type="checkbox"/>	<input type="checkbox"/>	<input type="checkbox"/>	<input type="checkbox"/>	87.0#	1317
	T Base	30 x 48”	PINR3048T	<input type="checkbox"/>	<input type="checkbox"/>	<input type="checkbox"/>	<input type="checkbox"/>	<input type="checkbox"/>	<input type="checkbox"/>	<input type="checkbox"/>	<input type="checkbox"/>	<input type="checkbox"/>	<input type="checkbox"/>	97.0#	1363
	T Base	30 x 54”	PINR3054T	<input type="checkbox"/>	<input type="checkbox"/>	<input type="checkbox"/>	<input type="checkbox"/>	<input type="checkbox"/>	<input type="checkbox"/>	<input type="checkbox"/>	<input type="checkbox"/>	<input type="checkbox"/>	<input type="checkbox"/>	103.0#	1426
	T Base	30 x 60”	PINR3060T	<input type="checkbox"/>	<input type="checkbox"/>	<input type="checkbox"/>	<input type="checkbox"/>	<input type="checkbox"/>	<input type="checkbox"/>	<input type="checkbox"/>	<input type="checkbox"/>	<input type="checkbox"/>	<input type="checkbox"/>	112.0#	1465
	T Base	30 x 66”	PINR3066T	<input type="checkbox"/>	<input type="checkbox"/>	<input type="checkbox"/>	<input type="checkbox"/>	<input type="checkbox"/>	<input type="checkbox"/>	<input type="checkbox"/>	<input type="checkbox"/>	<input type="checkbox"/>	<input type="checkbox"/>	118.0#	1503
	T Base	30 x 72”	PINR3072T	<input type="checkbox"/>	<input type="checkbox"/>	<input type="checkbox"/>	<input type="checkbox"/>	<input type="checkbox"/>	<input type="checkbox"/>	<input type="checkbox"/>	<input type="checkbox"/>	<input type="checkbox"/>	<input type="checkbox"/>	127.0#	1522
<p>PINT</p> <p>Rectangular Tables - 36”D</p> <ul style="list-style-type: none">• Tables are designed for maximum leg spacing for length of table• Chrome bases will have polished aluminum foot covers and polished aluminum vertical wire managers (when applicable)• Gangers ordered separately• Nesting base at 29” high	T Base	36 x 36”	PINR3636T	<input type="checkbox"/>	<input type="checkbox"/>	<input type="checkbox"/>	<input type="checkbox"/>	<input type="checkbox"/>	<input type="checkbox"/>	<input type="checkbox"/>	<input type="checkbox"/>	<input type="checkbox"/>	89.0#	\$ 1413	
	T Base	36 x 42”	PINR3642T	<input type="checkbox"/>	<input type="checkbox"/>	<input type="checkbox"/>	<input type="checkbox"/>	<input type="checkbox"/>	<input type="checkbox"/>	<input type="checkbox"/>	<input type="checkbox"/>	<input type="checkbox"/>	<input type="checkbox"/>	96.0#	1465
	T Base	36 x 48”	PINR3648T	<input type="checkbox"/>	<input type="checkbox"/>	<input type="checkbox"/>	<input type="checkbox"/>	<input type="checkbox"/>	<input type="checkbox"/>	<input type="checkbox"/>	<input type="checkbox"/>	<input type="checkbox"/>	<input type="checkbox"/>	107.0#	1486
	T Base	36 x 54”	PINR3654T	<input type="checkbox"/>	<input type="checkbox"/>	<input type="checkbox"/>	<input type="checkbox"/>	<input type="checkbox"/>	<input type="checkbox"/>	<input type="checkbox"/>	<input type="checkbox"/>	<input type="checkbox"/>	<input type="checkbox"/>	114.0#	1642
	T Base	36 x 60”	PINR3660T	<input type="checkbox"/>	<input type="checkbox"/>	<input type="checkbox"/>	<input type="checkbox"/>	<input type="checkbox"/>	<input type="checkbox"/>	<input type="checkbox"/>	<input type="checkbox"/>	<input type="checkbox"/>	<input type="checkbox"/>	125.0#	1663
	T Base	36 x 66”	PINR3666T	<input type="checkbox"/>	<input type="checkbox"/>	<input type="checkbox"/>	<input type="checkbox"/>	<input type="checkbox"/>	<input type="checkbox"/>	<input type="checkbox"/>	<input type="checkbox"/>	<input type="checkbox"/>	<input type="checkbox"/>	132.0#	1676
	T Base	36 x 72”	PINR3672T	<input type="checkbox"/>	<input type="checkbox"/>	<input type="checkbox"/>	<input type="checkbox"/>	<input type="checkbox"/>	<input type="checkbox"/>	<input type="checkbox"/>	<input type="checkbox"/>	<input type="checkbox"/>	<input type="checkbox"/>	142.0#	1695
			A	B	C	D	E	F	G	H	I	J	K		

HOW TO ORDER

Indicate the following information on order form:

1. Quantity of each item.
2. Model number, including options. See "How To Build a Model Number".
3. Any special service required.

Note:

- The ☐ indicates that a choice is required.
- The absence of the ☐ indicates that no choice is required.
- Alpha-numeric characters in place of ☐ indicate that no other alternatives are available.

HOW TO BUILD A MODEL NUMBER

ASelect basic model.

BSelect edge style.
74P - 74P edge

CSelect power option.
NNN - No grommets, power, wire management/No cutouts
WMO - Wire management only-no cutouts; add \$64
MA1 - Module, Nacre pop-up w/USB-A/C (1); add \$420
MB1 - Module, Dubbel under-surface w/ dual USB-A/C (1); add \$264
MD1 - Module, Dean in-surface w/USB-A/C (1) ; add \$354
MO1 - Module, Node in-surface w/USB-A/C (1) ; add \$264
GA1 - Grommet, Nacre (1); add \$209
GD1 - Grommet, Dean (1); add \$209
GO1 - Grommet, Node (1); add \$144
CORD LENGTH: 9' or 15' is optional on all module options.

WIRE MANAGEMENT: All options except NNN include vertical and horizontal wire management.

DSelect modesty panel.
NMP - No modesty panel
PMP - Polyester felt modesty panel; add \$182
On 30" and 36"D tables, modesty panels only available if no power (NNN) is selected.

ESelect edge color.
Refer to the **Product Color Options** page in this price list.
Edge color offerings are based on edge style selections.

FSelect surface finish.
Refer to the **Product Color Options** page in this price list.

GSelect leg finish.
Refer to the **Product Color Options** page in this price list.

HSelect grommet/module color.
Refer to the **Product Color Options** page in this price list.

ISelect modesty panel color (only if polyester felt panel is chosen).
Refer to the **Product Color Options** page in this price list.

JSelect base.
4EC - 4 casters
4GB - 4 black glides
Casters=2 locking/2 non-locking, black wheel, silver hub

KSelect cord length (feet).
15 - 15' cord length
9 - 9' cord length

INFORMATION

LEG CLEARANCE		
Table Length / From Table Edge / Inside Leg		
30"	0.75	24
36"	0.75	30
42"	3.75	30
48"	0.75	42
54"	3.75	42
60"	0.75	54
66"	3.75	54
72"	0.75	66

INFORMATION

Contact KI Customer Service for specific models that are UL listed.

SPECIAL SERVICES

Special Carton Marking

With specially marked information N/C

Shipping
Ships **knocked down, FOB Bonduel, WI 54107, freight prepaid.** Freight class 125.

Specifications and prices are subject to change without prior notice.

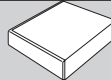



Pirouette® Tables - Fixed Height Base

Nesting Top-Rectangular-29" High (Collaborative)



Pirouette® Tables - Fixed Height Base

Nesting Top-Rectangular-29" High (Collaborative)

				MODEL NUMBER													
				Basic Model	Edge Style	Power Option	Modesty Panel	Edge Color	Surface Finish	Leg Finish	Base						
MODEL				Features	A x B								Approx. Packaged Weight	74P Edge (74P)	Urethane Edge (ME2)		
 PINC	 A B			Rectangular Tables - 24"D <ul style="list-style-type: none">• Collaborative tables are designed to provide leg spacing for all sides of the table• Chrome bases will have polished aluminum foot covers and polished aluminum vertical wire managers (when applicable)• ME2 edge is the molded urethane edge on the long sides of the table with a 74P trim on the short side of the table.• Nesting base at 29" high		T Base	24 x 60"	PINR2460C	<input type="checkbox"/> <input type="checkbox"/> <input type="checkbox"/>	NNN	NMP	<input type="checkbox"/> <input type="checkbox"/> <input type="checkbox"/>	<input type="checkbox"/> <input type="checkbox"/> <input type="checkbox"/>	<input type="checkbox"/> <input type="checkbox"/> <input type="checkbox"/>	93.0#	\$ 1407	\$ 1764
						T Base	24 x 66"	PINR2466C	<input type="checkbox"/> <input type="checkbox"/> <input type="checkbox"/>	NNN	NMP	<input type="checkbox"/> <input type="checkbox"/> <input type="checkbox"/>	<input type="checkbox"/> <input type="checkbox"/> <input type="checkbox"/>	<input type="checkbox"/> <input type="checkbox"/> <input type="checkbox"/>	98.0#	1447	1859
						T Base	24 x 72"	PINR2472C	<input type="checkbox"/> <input type="checkbox"/> <input type="checkbox"/>	NNN	NMP	<input type="checkbox"/> <input type="checkbox"/> <input type="checkbox"/>	<input type="checkbox"/> <input type="checkbox"/> <input type="checkbox"/>	<input type="checkbox"/> <input type="checkbox"/> <input type="checkbox"/>	106.0#	1492	1888
						T Base	24 x 84"	PINR2484C	<input type="checkbox"/> <input type="checkbox"/> <input type="checkbox"/>	NNN	NMP	<input type="checkbox"/> <input type="checkbox"/> <input type="checkbox"/>	<input type="checkbox"/> <input type="checkbox"/> <input type="checkbox"/>	<input type="checkbox"/> <input type="checkbox"/> <input type="checkbox"/>	119.0#	1650	2125
						T Base	24 x 96"	PINR2496C	<input type="checkbox"/> <input type="checkbox"/> <input type="checkbox"/>	NNN	NMP	<input type="checkbox"/> <input type="checkbox"/> <input type="checkbox"/>	<input type="checkbox"/> <input type="checkbox"/> <input type="checkbox"/>	<input type="checkbox"/> <input type="checkbox"/> <input type="checkbox"/>	132.0#	1695	2233
PINC	Rectangular Tables - 30"D <ul style="list-style-type: none">• Collaborative tables are designed to provide leg spacing for all sides of the table• Chrome bases will have polished aluminum foot covers and polished aluminum vertical wire managers (when applicable)• ME2 edge is the molded urethane edge on the long sides of the table with a 74P trim on the short side of the table.• Nesting base at 29" high			T Base	30 x 60"	PINR3060C	<input type="checkbox"/> <input type="checkbox"/> <input type="checkbox"/>	NNN	NMP	<input type="checkbox"/> <input type="checkbox"/> <input type="checkbox"/>	<input type="checkbox"/> <input type="checkbox"/> <input type="checkbox"/>	<input type="checkbox"/> <input type="checkbox"/> <input type="checkbox"/>	105.0#	\$ 1465	\$ 1833		
				T Base	30 x 66"	PINR3066C	<input type="checkbox"/> <input type="checkbox"/> <input type="checkbox"/>	NNN	NMP	<input type="checkbox"/> <input type="checkbox"/> <input type="checkbox"/>	<input type="checkbox"/> <input type="checkbox"/> <input type="checkbox"/>	<input type="checkbox"/> <input type="checkbox"/> <input type="checkbox"/>	111.0#	1506	1935		
				T Base	30 x 72"	PINR3072C	<input type="checkbox"/> <input type="checkbox"/> <input type="checkbox"/>	NNN	NMP	<input type="checkbox"/> <input type="checkbox"/> <input type="checkbox"/>	<input type="checkbox"/> <input type="checkbox"/> <input type="checkbox"/>	<input type="checkbox"/> <input type="checkbox"/> <input type="checkbox"/>	120.0#	1574	1962		
				T Base	30 x 84"	PINR3084C	<input type="checkbox"/> <input type="checkbox"/> <input type="checkbox"/>	NNN	NMP	<input type="checkbox"/> <input type="checkbox"/> <input type="checkbox"/>	<input type="checkbox"/> <input type="checkbox"/> <input type="checkbox"/>	<input type="checkbox"/> <input type="checkbox"/> <input type="checkbox"/>	136.0#	1746	2212		
				T Base	30 x 96"	PINR3096C	<input type="checkbox"/> <input type="checkbox"/> <input type="checkbox"/>	NNN	NMP	<input type="checkbox"/> <input type="checkbox"/> <input type="checkbox"/>	<input type="checkbox"/> <input type="checkbox"/> <input type="checkbox"/>	<input type="checkbox"/> <input type="checkbox"/> <input type="checkbox"/>	151.0#	1762	2327		
				A	B	C	D	E	F	G	H						

HOW TO ORDER

- Indicate the following information on order form:
- Quantity of each item.
 - Model number, including options. See "How To Build a Model Number".
 - Any special service required.

Note:

- The ☐ indicates that a choice is required.
- The absence of the ☐ indicates that no choice is required.
- Alpha-numeric characters in place of ☐ indicate that no other alternatives are available.

HOW TO BUILD A MODEL NUMBER

- A**Select basic model.
- B**Select edge style.
- | | |
|------------|-----------------|
| 74P | - 74P edge |
| ME2 | - Urethane edge |
- (Edge style ME2 has ME on long edges/74P on short edges)
- C**Select power option.
- | | |
|------------|--|
| NNN | - No grommets, power, wire management/No cutouts |
|------------|--|
- D**Select modesty panel.
- | | |
|------------|--------------------|
| NMP | - No modesty panel |
|------------|--------------------|
- E**Select edge color.
- Refer to the **Product Color Options** page in this price list.
- Edge color offerings are based on edge style selections.
- F**Select surface finish.
- Refer to the **Product Color Options** page in this

- price list.
- G**Select leg finish.
- Refer to the **Product Color Options** page in this price list.
- H**Select base.
- | | |
|------------|------------------|
| 4EC | - 4 casters |
| 4GB | - 4 black glides |
- Casters=2 locking/2 non-locking, black wheel, silver hub

INFORMATION

LEG CLEARANCE		
Table Length /	From Table Edge /	Inside Leg
60"	6.75	42
66"	9.75	42
72"	12.75	42
84"	12.75	54
96"	12.75	66

SPECIAL SERVICES

Special Carton Marking

With specially marked information	N/C
-----------------------------------	-----

Shipping
Ships **knocked down, FOB Bonduel, WI 54107, freight prepaid.** Freight class 125.

Specifications and prices are subject to change without prior notice.

[illegible]

Specifications and prices are subject to change without prior notice.

[illegible]

- Alpha-numeric characters in place of □ indicate that no other alternatives are available.

CORD LENGTH: 9' or 15' is optional on all module options.

Refer to the **Product Color Options** page in this price list.

9 - 9' cord length

Specifications and prices are subject to change without prior notice.

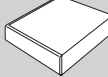
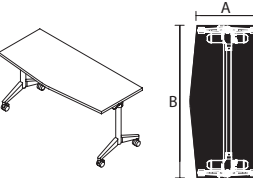
Pirouette® Tables - Fixed Height Base

Nesting Top-Chevron-29" High (Standard Height)



Pirouette® Tables - Fixed Height Base

Nesting Top-Chevron-29" High (Standard Height)

			MODEL NUMBER											<div></div>		
			Basic Model	Edge Style	Power Option	Modesty Panel	Edge Color	Surface Finish	Leg Finish	Grommet/ Module Color	Polyester Modesty Panel Color	Base	Cord (feet)			
<div></div> <p>PINT Chevron Tables - 18”D</p> <ul style="list-style-type: none">• Tables are designed for maximum leg spacing for the length of the table• Chrome bases will have polished aluminum foot covers and polished aluminum vertical wire managers (when applicable)• Gangers ordered separately• Nesting base at 29” high	Features	A x B	T Base	18 x 60”	PINCV1860	<input type="checkbox"/>	<input type="checkbox"/>	<input type="checkbox"/>	<input type="checkbox"/>	<input type="checkbox"/>	<input type="checkbox"/>	<input type="checkbox"/>	<input type="checkbox"/>	89.0#	\$ 1307	
	T Base	18 x 72”	PINCV1872	<input type="checkbox"/>	<input type="checkbox"/>	<input type="checkbox"/>	<input type="checkbox"/>	<input type="checkbox"/>	<input type="checkbox"/>	<input type="checkbox"/>	<input type="checkbox"/>	<input type="checkbox"/>	<input type="checkbox"/>	100.0#	1423	
<p>PINT Chevron Tables - 24”D</p> <ul style="list-style-type: none">• Tables are designed for maximum leg spacing for the length of the table• Chrome bases will have polished aluminum foot covers and polished aluminum vertical wire managers (when applicable)• Gangers ordered separately• Nesting base at 29” high	T Base	24 x 60”	PINCV2460	<input type="checkbox"/>	<input type="checkbox"/>	<input type="checkbox"/>	<input type="checkbox"/>	<input type="checkbox"/>	<input type="checkbox"/>	<input type="checkbox"/>	<input type="checkbox"/>	<input type="checkbox"/>	103.0#	\$ 1407		
	T Base	24 x 72”	PINCV2472	<input type="checkbox"/>	<input type="checkbox"/>	<input type="checkbox"/>	<input type="checkbox"/>	<input type="checkbox"/>	<input type="checkbox"/>	<input type="checkbox"/>	<input type="checkbox"/>	<input type="checkbox"/>	<input type="checkbox"/>	117.0#	1490	
			A	B	C	D	E	F	G	H	I	J	K			

HOW TO ORDER

Indicate the following information on order form:

1. Quantity of each item.
2. Model number, including options. See "How To Build a Model Number".
3. Any special service required.

Note: • The ☐ indicates that a choice is required.

- The absence of the ☐ indicates that no choice is required.
- Alpha-numeric characters in place of ☐ indicate that no other alternatives are available.

HOW TO BUILD A MODEL NUMBER

- A** Select basic model.
- B** Select edge style.
74P - 74P edge
- C** Select power option.
- NNN** - No grommets, power, wire management/No cutouts
- WMO** - Wire management only-no cutouts; add \$64
- MA1** - Module, Nacre pop-up w/USB-A/C (1); add \$420
- MB1** - Module, Dubbel under-surface w/ dual USB-A/C (1); add \$264
- MD1** - Module, Dean in-surface w/USB-A/C (1); add \$354
- MO1** - Module, Node in-surface w/USB-A/C (1); add \$264
- GA1** - Grommet, Nacre (1); add \$209
- GD1** - Grommet, Dean (1); add \$209
- GO1** - Grommet, Node (1); add \$144

CORD LENGTH: 9' or 15' is optional on all module options.

WIRE MANAGEMENT: All options except NNN include vertical and horizontal wire management.

- D** Select modesty panel.
- | | |
|------------|---|
| NMP | - No modesty panel |
| PMP | - Polyester felt modesty panel; add \$182 |
- E** Select edge color.
- Refer to the **Product Color Options** page in this price list.
- Edge color offerings are based on edge style selections.
- F** Select surface finish.
- Refer to the **Product Color Options** page in this price list.
- G** Select leg finish.
- Refer to the **Product Color Options** page in this price list.
- H** Select grommet/module color.

Refer to the **Product Color Options** page in this price list.

- 1 Select modesty panel color (only if polyester felt panel is chosen).
Refer to the **Product Color Options** page in this price list.
- 1 Select base.
- | | |
|-----|------------------|
| 4EC | - 4 casters |
| 4GB | - 4 black glides |
- Casters=2 locking/2 non-locking, black wheel, silver hub
- K Select cord length (feet).
- | | |
|----|-------------------|
| 15 | - 15' cord length |
| 9 | - 9' cord length |

INFORMATION

Contact KI Customer Service for specific models that are UL listed.

SPECIAL SERVICES

Special Carton Marking

With specially marked information N/C

Shipping

Ships knocked down, FOB Bonduel, WI 54107, freight prepaid. Freight class 125.

Specifications and prices are subject to change without prior notice.



- Tables are designed for maximum leg spacing for the length of the table
- Chrome bases will have polished aluminum foot covers and polished aluminum vertical wire managers (when applicable)
- Gangers ordered separately
- Nesting base at 29" high

[illegible]

Indicate the following information on order form:

- Note: • The ☐ indicates that a choice is required.

- ## HOW TO BUILD A MODEL NUMBER

- A** Select basic model.
- B** Select edge style.
74P - 74P edge
- C** Select power option.
- NNN** - No grommets, power, wire management/No cutouts
- WMO** - Wire management only-no cutouts; add \$64
- MA1** - Module, Nacre pop-up w/USB-A/C (1); add \$420
- MB1** - Module, Dubbel under-surface w/ dual USB-A/C (1); add \$264
- MD1** - Module, Dean in-surface w/USB-A/C (1); add \$354
- MO1** - Module, Node in-surface w/USB-A/C (1); add \$264
- GA1** - Grommet, Nacre (1); add \$209
- GD1** - Grommet, Dean (1); add \$209
- GO1** - Grommet, Node (1); add \$144

CORD LENGTH: 9' or 15' is optional on all module options.

D Select modesty panel.

NMP	- No modesty panel
PMP	- Polyester felt modesty panel; add \$182

On 30"D tables, modesty panels only available if no power (NNN) is selected.

- F** Select surface finish.
Refer to the **Product Color Options** page in this price list.

- G** Select leg finish.
Refer to the **Product Color Options** page in this price list.

- J** Select base.
- | | |
|------------|------------------|
| 4EC | - 4 casters |
| 4GB | - 4 black glides |
- Castors=2 locking/2 non-locking, black wheel,
silver hub

- K** Select cord length (feet).
- | | |
|----|-------------------|
| 15 | - 15' cord length |
| 9 | - 9' cord length |

Contact KI Customer Service for specific models that are UL listed.

Special Carton Marking

With specially marked information N/C

Shipping

Ships knocked down, FOB Bonduel, WI 54107, freight prepaid. Freight class 125.

Specifications and prices are subject to change without prior notice.

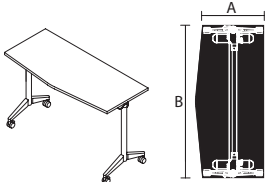
Pirouette® Tables - Fixed Height Base

Nesting Top-Chevron-36" High (Counter Height)



Pirouette® Tables - Fixed Height Base

Nesting Top-Chevron-36" High (Counter Height)

			MODEL NUMBER												
	Features	A x B	Basic Model	Edge Style	Power Option	Modesty Panel	Edge Color	Surface Finish	Leg Finish	Grommet/Module Color	Polyester Modesty Panel Color	Base	Cord (feet)		
 PIN3 Chevron Tables - 24"D <ul style="list-style-type: none">• Tables are designed for maximum leg spacing for the length of the table• Chrome bases will have polished aluminum foot covers and polished aluminum vertical wire managers (when applicable)• Gangers ordered separately• Recommended chair height for 36"H table is 24" stool• Nesting base at 36" high	T Base	24 x 60"	PINCV2460H36	<input type="checkbox"/> <input type="checkbox"/> <input type="checkbox"/>	<input type="checkbox"/> <input type="checkbox"/> <input type="checkbox"/>	<input type="checkbox"/> <input type="checkbox"/> <input type="checkbox"/>	<input type="checkbox"/> <input type="checkbox"/> <input type="checkbox"/>	<input type="checkbox"/> <input type="checkbox"/> <input type="checkbox"/>	<input type="checkbox"/>	<input type="checkbox"/> <input type="checkbox"/> <input type="checkbox"/> <input type="checkbox"/>	<input type="checkbox"/> <input type="checkbox"/> <input type="checkbox"/> <input type="checkbox"/>	<input type="checkbox"/> <input type="checkbox"/> <input type="checkbox"/>	<input type="checkbox"/> <input type="checkbox"/>	105.0#	\$ 1465
	T Base	24 x 72"	PINCV2472H36	<input type="checkbox"/> <input type="checkbox"/> <input type="checkbox"/>	<input type="checkbox"/> <input type="checkbox"/> <input type="checkbox"/>	<input type="checkbox"/> <input type="checkbox"/> <input type="checkbox"/>	<input type="checkbox"/> <input type="checkbox"/> <input type="checkbox"/>	<input type="checkbox"/> <input type="checkbox"/> <input type="checkbox"/>	<input type="checkbox"/>	<input type="checkbox"/> <input type="checkbox"/> <input type="checkbox"/> <input type="checkbox"/>	<input type="checkbox"/> <input type="checkbox"/> <input type="checkbox"/> <input type="checkbox"/>	<input type="checkbox"/> <input type="checkbox"/> <input type="checkbox"/>	<input type="checkbox"/> <input type="checkbox"/>	119.0#	1554
PIN3 Chevron Tables - 30"D <ul style="list-style-type: none">• Tables are designed for maximum leg spacing for the length of the table• Chrome bases will have polished aluminum foot covers and polished aluminum vertical wire managers (when applicable)• Gangers ordered separately• Recommended chair height for 36"H table is 24" stool• Nesting base at 36" high	T Base	30 x 60"	PINCV3060H36	<input type="checkbox"/> <input type="checkbox"/> <input type="checkbox"/>	<input type="checkbox"/> <input type="checkbox"/> <input type="checkbox"/>	<input type="checkbox"/> <input type="checkbox"/> <input type="checkbox"/>	<input type="checkbox"/> <input type="checkbox"/> <input type="checkbox"/>	<input type="checkbox"/> <input type="checkbox"/> <input type="checkbox"/>	<input type="checkbox"/>	<input type="checkbox"/> <input type="checkbox"/> <input type="checkbox"/> <input type="checkbox"/>	<input type="checkbox"/> <input type="checkbox"/> <input type="checkbox"/> <input type="checkbox"/>	<input type="checkbox"/> <input type="checkbox"/> <input type="checkbox"/>	<input type="checkbox"/> <input type="checkbox"/>	117.0#	\$ 1648
	T Base	30 x 72"	PINCV3072H36	<input type="checkbox"/> <input type="checkbox"/> <input type="checkbox"/>	<input type="checkbox"/> <input type="checkbox"/> <input type="checkbox"/>	<input type="checkbox"/> <input type="checkbox"/> <input type="checkbox"/>	<input type="checkbox"/> <input type="checkbox"/> <input type="checkbox"/>	<input type="checkbox"/> <input type="checkbox"/> <input type="checkbox"/>	<input type="checkbox"/>	<input type="checkbox"/> <input type="checkbox"/> <input type="checkbox"/> <input type="checkbox"/>	<input type="checkbox"/> <input type="checkbox"/> <input type="checkbox"/> <input type="checkbox"/>	<input type="checkbox"/> <input type="checkbox"/> <input type="checkbox"/>	<input type="checkbox"/> <input type="checkbox"/>	133.0#	1777
			A	B	C	D	E	F	G	H	I	J	K		

HOW TO ORDER

- Indicate the following information on order form:
1. Quantity of each item.
 2. Model number, including options. See "How To Build a Model Number".
 3. Any special service required.

Note: • The ☐ indicates that a choice is required.

- The absence of the ☐ indicates that no choice is required.
- Alpha-numeric characters in place of ☐ indicate that no other alternatives are available.

HOW TO BUILD A MODEL NUMBER

- A** Select basic model.
- B** Select edge style.
74P - 74P edge
- C** Select power option.
NNN - No grommets, power, wire management/No cutouts
WMO - Wire management only-no cutouts; add \$64
MD1 - Module, Dean in-surface w/USB-A/C (1) ; add \$354
MB1 - Module, Dubbel under-surface w/ dual USB-A/C (1); add \$264
MA1 - Module, Nacre pop-up w/USB-A/C (1); add \$420
MO1 - Module, Node in-surface w/USB-A/C (1) ; add \$264
GA1 - Grommet, Nacre (1); add \$209
GD1 - Grommet, Dean (1); add \$209
GO1 - Grommet, Node (1); add \$144
- CORD LENGTH: 9' or 15' is optional on all module options.

WIRE MANAGEMENT: All options except NNN include vertical and horizontal wire management.

- D** Select modesty panel.
NMP - No modesty panel
PMP - Polyester felt modesty panel; add \$265
On 30"D tables, modesty panels only available if no power (NNN) is selected.
- E** Select edge color.
Refer to the **Product Color Options** page in this price list.
Edge color offerings are based on edge style selections.
- F** Select surface finish.
Refer to the **Product Color Options** page in this price list.
- G** Select leg finish.
Refer to the **Product Color Options** page in this price list.

- H** Select grommet/module color.
Refer to the **Product Color Options** page in this price list.
- I** Select modesty panel color (only if polyester felt panel is chosen).
Refer to the **Product Color Options** page in this price list.
- J** Select base.
4EC - 4 casters
4GB - 4 black glides
Casters=2 locking/2 non-locking, black wheel, silver hub
- K** Select cord length (feet).
15 - 15' cord length
9 - 9' cord length

INFORMATION

Contact KI Customer Service for specific models that are UL listed.

SPECIAL SERVICES

Special Carton Marking

With specially marked information N/C

Shipping
Ships **knocked down, FOB Bonduel, WI 54107, freight prepaid.** Freight class 125.

Specifications and prices are subject to change without prior notice.

Pirouette® Tables - Fixed Height Base

Nesting Top-Chevron-42" High (Cafe Height)



Pirouette® Tables - Fixed Height Base

Nesting Top-Chevron-42" High (Cafe Height)

			MODEL NUMBER												
	Features	A x B	Basic Model	Edge Style	Power Option	Modesty Panel	Edge Color	Surface Finish	Leg Finish	Grommet/Module Color	Polyester Modesty Panel Color	Base	Cord (feet)		
	T Base	24 x 60"	PINCV2460H42	<input type="checkbox"/> <input type="checkbox"/> <input type="checkbox"/>	<input type="checkbox"/> <input type="checkbox"/> <input type="checkbox"/>	<input type="checkbox"/> <input type="checkbox"/> <input type="checkbox"/>	<input type="checkbox"/> <input type="checkbox"/> <input type="checkbox"/>	<input type="checkbox"/> <input type="checkbox"/> <input type="checkbox"/>	<input type="checkbox"/>	<input type="checkbox"/> <input type="checkbox"/> <input type="checkbox"/> <input type="checkbox"/>	<input type="checkbox"/> <input type="checkbox"/> <input type="checkbox"/> <input type="checkbox"/>	<input type="checkbox"/> <input type="checkbox"/> <input type="checkbox"/>	<input type="checkbox"/> <input type="checkbox"/>	107.0#	\$ 1519
	T Base	24 x 72"	PINCV2472H42	<input type="checkbox"/> <input type="checkbox"/> <input type="checkbox"/>	<input type="checkbox"/> <input type="checkbox"/> <input type="checkbox"/>	<input type="checkbox"/> <input type="checkbox"/> <input type="checkbox"/>	<input type="checkbox"/> <input type="checkbox"/> <input type="checkbox"/>	<input type="checkbox"/> <input type="checkbox"/> <input type="checkbox"/>	<input type="checkbox"/>	<input type="checkbox"/> <input type="checkbox"/> <input type="checkbox"/> <input type="checkbox"/>	<input type="checkbox"/> <input type="checkbox"/> <input type="checkbox"/> <input type="checkbox"/>	<input type="checkbox"/> <input type="checkbox"/> <input type="checkbox"/>	<input type="checkbox"/> <input type="checkbox"/>	121.0#	1605
	T Base	30 x 60"	PINCV3060H42	<input type="checkbox"/> <input type="checkbox"/> <input type="checkbox"/>	<input type="checkbox"/> <input type="checkbox"/> <input type="checkbox"/>	<input type="checkbox"/> <input type="checkbox"/> <input type="checkbox"/>	<input type="checkbox"/> <input type="checkbox"/> <input type="checkbox"/>	<input type="checkbox"/> <input type="checkbox"/> <input type="checkbox"/>	<input type="checkbox"/>	<input type="checkbox"/> <input type="checkbox"/> <input type="checkbox"/> <input type="checkbox"/>	<input type="checkbox"/> <input type="checkbox"/> <input type="checkbox"/> <input type="checkbox"/>	<input type="checkbox"/> <input type="checkbox"/> <input type="checkbox"/>	<input type="checkbox"/> <input type="checkbox"/>	119.0#	\$ 1702
	T Base	30 x 72"	PINCV3072H42	<input type="checkbox"/> <input type="checkbox"/> <input type="checkbox"/>	<input type="checkbox"/> <input type="checkbox"/> <input type="checkbox"/>	<input type="checkbox"/> <input type="checkbox"/> <input type="checkbox"/>	<input type="checkbox"/> <input type="checkbox"/> <input type="checkbox"/>	<input type="checkbox"/> <input type="checkbox"/> <input type="checkbox"/>	<input type="checkbox"/>	<input type="checkbox"/> <input type="checkbox"/> <input type="checkbox"/> <input type="checkbox"/>	<input type="checkbox"/> <input type="checkbox"/> <input type="checkbox"/> <input type="checkbox"/>	<input type="checkbox"/> <input type="checkbox"/> <input type="checkbox"/>	<input type="checkbox"/> <input type="checkbox"/>	135.0#	1829
			A	B	C	D	E	F	G	H	I	J	K		

HOW TO ORDER

- Indicate the following information on order form:
- Quantity of each item.
 - Model number, including options. See "How To Build a Model Number".
 - Any special service required.

Note:

- The ☐ indicates that a choice is required.
- The absence of the ☐ indicates that no choice is required.
- Alpha-numeric characters in place of ☐ indicate that no other alternatives are available.

HOW TO BUILD A MODEL NUMBER

- A** Select basic model.
- B** Select edge style.
74P - 74P edge
- C** Select power option.
NNN - No grommets, power, wire management/No cutouts
WMO - Wire management only-no cutouts; add \$64
MD1 - Module, Dean in-surface w/USB-A/C (1) ; add \$354
MB1 - Module, Dubbel under-surface w/ dual USB-A/C (1); add \$264
MA1 - Module, Nacre pop-up w/USB-A/C (1); add \$420
MO1 - Module, Node in-surface w/USB-A/C (1) ; add \$264
GA1 - Grommet, Nacre (1); add \$209
GD1 - Grommet, Dean (1); add \$209
G01 - Grommet, Node (1); add \$144
- CORD LENGTH: 9' or 15' is optional on all module options.
- WIRE MANAGEMENT: All options except NNN include vertical and horizontal wire management.
- D** Select modesty panel.
NMP - No modesty panel
PMP - Polyester felt modesty panel; add \$265
On 30"D tables, modesty panels only available if no power (NNN) is selected.
- E** Select edge color.
Refer to the **Product Color Options** page in this price list.
Edge color offerings are based on edge style selections.
- F** Select surface finish.
Refer to the **Product Color Options** page in this price list.
- G** Select leg finish.
Refer to the **Product Color Options** page in this price list.
- H** Select grommet/module color.
Refer to the **Product Color Options** page in this price list.
- I** Select modesty panel color (only if polyester felt panel is chosen).
Refer to the **Product Color Options** page in this price list.
- J** Select base.
4EC - 4 casters
4GB - 4 black glides
Casters=2 locking/2 non-locking, black wheel, silver hub
- K** Select cord length (feet).
15 - 15' cord length
9 - 9' cord length

INFORMATION

Contact KI Customer Service for specific models that are UL listed.

SPECIAL SERVICES

Special Carton Marking

With specially marked information N/C

Shipping

Ships **knocked down, FOB Bonduel, WI 54107, freight prepaid.** Freight class 125.

Specifications and prices are subject to change without prior notice.

Pirouette® Tables - Fixed Height Base

Nesting Top-Double Chevron-29" High (Standard Height)



Pirouette® Tables - Fixed Height Base

Nesting Top-Double Chevron-29" High (Standard Height)

			MODEL NUMBER								<div>Approx. Packaged Weight</div> <div>74P Edge (74P)</div>	
			Basic Model	Edge Style	Power Option	Modesty Panel	Edge Color	Surface Finish	Leg Finish	Base		
<div></div>	MODEL	Features Double Chevron Tables - 24"D <ul style="list-style-type: none">Tables are designed for maximum leg spacing for the length of the tableChrome bases will have polished aluminum foot covers and polished aluminum vertical wire managers (when applicable)Gangers ordered separatelyNesting base at 29" high	A x B x C									
			T Base 24 x 30 x 60"	PINDC2460	<input type="checkbox"/> <input type="checkbox"/> <input type="checkbox"/>	NNN	NMP	<input type="checkbox"/> <input type="checkbox"/> <input type="checkbox"/>	<input type="checkbox"/> <input type="checkbox"/> <input type="checkbox"/>	<input type="checkbox"/> <input type="checkbox"/> <input type="checkbox"/>	106.0#	\$ 1577
			T Base 24 x 30 x 72"	PINDC2472	<input type="checkbox"/> <input type="checkbox"/> <input type="checkbox"/>	NNN	NMP	<input type="checkbox"/> <input type="checkbox"/> <input type="checkbox"/>	<input type="checkbox"/> <input type="checkbox"/> <input type="checkbox"/>	<input type="checkbox"/> <input type="checkbox"/> <input type="checkbox"/>	121.0#	1706
<div></div>	MODEL	Features Double Chevron Tables - 30"D <ul style="list-style-type: none">Tables are designed for maximum leg spacing for the length of the tableChrome bases will have polished aluminum foot covers and polished aluminum vertical wire managers (when applicable)Gangers ordered separatelyNesting base at 29" high	A x B x C									
			T Base 30 x 36 x 60"	PINDC3060	<input type="checkbox"/> <input type="checkbox"/> <input type="checkbox"/>	NNN	NMP	<input type="checkbox"/> <input type="checkbox"/> <input type="checkbox"/>	<input type="checkbox"/> <input type="checkbox"/> <input type="checkbox"/>	<input type="checkbox"/> <input type="checkbox"/> <input type="checkbox"/>	118.0#	\$ 1779
			T Base 30 x 36 x 72"	PINDC3072	<input type="checkbox"/> <input type="checkbox"/> <input type="checkbox"/>	NNN	NMP	<input type="checkbox"/> <input type="checkbox"/> <input type="checkbox"/>	<input type="checkbox"/> <input type="checkbox"/> <input type="checkbox"/>	<input type="checkbox"/> <input type="checkbox"/> <input type="checkbox"/>	135.0#	1947

HOW TO ORDER

Indicate the following information on order form:

- Quantity of each item.
- Model number, including options. See "How To Build a Model Number".
- Any special service required.

Note:

- The ☐ indicates that a choice is required.
- The absence of the ☐ indicates that no choice is required.
- Alpha-numeric characters in place of ☐ indicate that no other alternatives are available.

HOW TO BUILD A MODEL NUMBER

- A**Select basic model.
- B**Select edge style.

74P- 74P edge
- C**Select power option.

NNN- No grommets, power, wire management/No cutouts
- D**Select modesty panel.

NMP- No modesty panel
- E**Select edge color.

Refer to the **Product Color Options** page in this price list.
Edge color offerings are based on edge style selections.
- F**Select surface finish.

Refer to the **Product Color Options** page in this price list.
- G**Select leg finish.

Refer to the **Product Color Options** page in this price list.

- H**Select base.

4EC- 4 casters
4GB- 4 black glides
Casters=2 locking/2 non-locking, black wheel, silver hub

SPECIAL SERVICES

Special Carton Marking

With specially marked informationN/C

Shipping
Ships **knocked down, FOB Bonduel, WI 54107, freight prepaid.** Freight class 125.

Specifications and prices are subject to change without prior notice.


Pirouette® Tables - Fixed Height Base

Nesting Top-Double Chevron-29" High (Standard Height)



Pirouette® Tables - Fixed Height Base

Nesting Top-Double Chevron-29" High (Standard Height)

			MODEL NUMBER								<div>Approx. Packaged Weight</div> <div>74P Edge (74P)</div>	
			Basic Model	Edge Style	Power Option	Modesty Panel	Edge Color	Surface Finish	Leg Finish	Base		
<div> PINT</div>	MODEL	Features	A x B x C									
	Double Chevron Tables - 36"D	T Base	36 x 42 x 60"	PINDC3660	<input type="checkbox"/> <input type="checkbox"/> <input type="checkbox"/>	NNN	NMP	<input type="checkbox"/> <input type="checkbox"/> <input type="checkbox"/>	<input type="checkbox"/> <input type="checkbox"/> <input type="checkbox"/>	<input type="checkbox"/> <input type="checkbox"/> <input type="checkbox"/>	131.0#	\$ 1862
		T Base	36 x 42 x 72"	PINDC3672	<input type="checkbox"/> <input type="checkbox"/> <input type="checkbox"/>	NNN	NMP	<input type="checkbox"/> <input type="checkbox"/> <input type="checkbox"/>	<input type="checkbox"/> <input type="checkbox"/> <input type="checkbox"/>	<input type="checkbox"/> <input type="checkbox"/> <input type="checkbox"/>	150.0#	1990
				A	B	C	D	E	F	G	H	

HOW TO ORDER

Indicate the following information on order form:

- Quantity of each item.
- Model number, including options. See "How To Build a Model Number".
- Any special service required.

Note:

- The ☐ indicates that a choice is required.
- The absence of the ☐ indicates that no choice is required.
- Alpha-numeric characters in place of ☐ indicate that no other alternatives are available.

HOW TO BUILD A MODEL NUMBER

- A**Select basic model.
- B**Select edge style.

74P- 74P edge
- C**Select power option.

NNN- No grommets, power, wire management/No cutouts
- D**Select modesty panel.

NMP- No modesty panel
- E**Select edge color.

Refer to the **Product Color Options** page in this price list.
Edge color offerings are based on edge style selections.

- F**Select surface finish.

Refer to the **Product Color Options** page in this price list.

- G**Select leg finish.

Refer to the **Product Color Options** page in this price list.

- H**Select base.

4EC- 4 casters
4GB- 4 black glides
Casters=2 locking/2 non-locking, black wheel, silver hub

SPECIAL SERVICES

Special Carton Marking

With specially marked informationN/C

Shipping
Ships **knocked down, FOB Bonduel, WI 54107, freight prepaid.** Freight class 125.

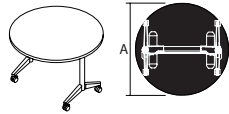
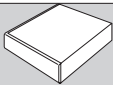


Specifications and prices are subject to change without prior notice.

Pirouette® Tables - Fixed Height Base

Nesting Top-Round-29" High (Standard Height)

Pirouette® Tables - Fixed Height Base

Nesting Top-Round-29" High (Standard Height)

		MODEL NUMBER									
		Basic Model	Edge Style	Power Option	Modesty Panel	Edge Color	Surface Finish	Leg Finish	Base		
 PINT	MODEL									Approx. Packaged Weight	 74P Edge (74P)
	A										
	42" Dia	PINRD42	<input type="checkbox"/> <input type="checkbox"/> <input type="checkbox"/>	NNN	NMP	<input type="checkbox"/> <input type="checkbox"/> <input type="checkbox"/>	<input type="checkbox"/> <input type="checkbox"/> <input type="checkbox"/>	<input type="checkbox"/> <input type="checkbox"/>	<input type="checkbox"/> <input type="checkbox"/> <input type="checkbox"/>	97.0#	\$ 1427
 PINT	Round Tables - 42"D										
	• Chrome bases will have polished aluminum foot covers										
	• Nesting base at 29" high										
 PINT	Round Tables - 48"D									112.0#	\$ 1506
	• Chrome bases will have polished aluminum foot covers										
	• Nesting base at 29" high										
		A	B	C	D	E	F	G	H		

HOW TO ORDER

- Indicate the following information on order form:
- Quantity of each item.
 - Model number, including options. See "How To Build a Model Number".
 - Any special service required.

Note:

- The ☐ indicates that a choice is required.
- The absence of the ☐ indicates that no choice is required.
- Alpha-numeric characters in place of ☐ indicate that no other alternatives are available.

HOW TO BUILD A MODEL NUMBER

- A** Select basic model.
- B** Select edge style.
74P - 74P edge
- C** Select power option.
NNN - No grommets, power, wire management/No cutouts
- D** Select modesty panel.
NMP - No modesty panel
- E** Select edge color.
Refer to the **Product Color Options** page in this price list.
Edge color offerings are based on edge style selections.
- F** Select surface finish.
Refer to the **Product Color Options** page in this price list.
- G** Select leg finish.

Refer to the **Product Color Options** page in this price list.

- H** Select base.
4EC - 4 casters
4GB - 4 black glides
Casters=2 locking/2 non-locking, black wheel, silver hub

SPECIAL SERVICES

Special Carton Marking

With specially marked information N/C

Shipping
Ships **knocked down, FOB Bonduel, WI 54107, freight prepaid.** Freight class 125.

Specifications and prices are subject to change without prior notice.

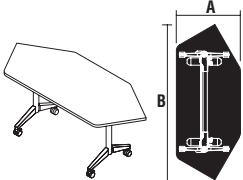
Pirouette® Tables - Fixed Height Base

Nesting Top-Scale Up-29" High (Standard Height)



Pirouette® Tables - Fixed Height Base

Nesting Top-Scale Up-29" High (Standard Height)

			MODEL NUMBER											
	Features	A x B	Basic Model	Edge Style	Power Option	Modesty Panel	Edge Color	Surface Finish	Leg Finish	Grommet/Module Color	Base	Cord (feet)	Approx. Packaged Weight	74P Edge (74P)
 PINT Scale Up Tables - 30"D <ul style="list-style-type: none">• 3 tables form an 84" dia pod design to seat up to 9 people• Chrome bases will have polished aluminum foot covers and polished aluminum vertical wire managers (when applicable)• Gangers ordered separately• Nesting base at 29" high	T Base	30 x 72"	PINS3072	<input type="checkbox"/> <input type="checkbox"/> <input type="checkbox"/>	<input type="checkbox"/> <input type="checkbox"/> <input type="checkbox"/>	NMP	<input type="checkbox"/> <input type="checkbox"/> <input type="checkbox"/>	<input type="checkbox"/> <input type="checkbox"/> <input type="checkbox"/>	<input type="checkbox"/>	<input type="checkbox"/> <input type="checkbox"/> <input type="checkbox"/> <input type="checkbox"/>	<input type="checkbox"/> <input type="checkbox"/> <input type="checkbox"/>	<input type="checkbox"/> <input type="checkbox"/>	86.0#	\$ 1595
			A	B	C	D	E	F	G	H	I	J		

HOW TO ORDER

Indicate the following information on order form:

1. Quantity of each item.
2. Model number, including options. See "How To Build a Model Number".
3. Any special service required.

Note:

- The ☐ indicates that a choice is required.
- The absence of the ☐ indicates that no choice is required.
- Alpha-numeric characters in place of ☐ indicate that no other alternatives are available.

HOW TO BUILD A MODEL NUMBER

- A**Select basic model.
- B**Select edge style.
74P - 74P edge
- C**Select power option.
NNN - No grommets, power, wire management/No cutouts
WMO - Wire management only-no cutouts; add \$64
MA1 - Module, Nacre pop-up w/USB-A/C (1); add \$420
MB1 - Module, Dubbel under-surface w/ dual USB-A/C (1); add \$264
MD1 - Module, Dean in-surface w/USB-A/C (1) ; add \$354
MO1 - Module, Node in-surface w/USB-A/C (1) ; add \$264
GA1 - Grommet, Nacre (1); add \$209
GD1 - Grommet, Dean (1); add \$209
GO1 - Grommet, Node (1); add \$144

CORD LENGTH: 9' or 15' is optional on all module options.

WIRE MANAGEMENT: All options except NNN include vertical and horizontal wire management.

- D**Select modesty panel.
NMP - No modesty panel
- E**Select edge color.
Refer to the **Product Color Options** page in this price list.
Edge color offerings are based on edge style selections.
- F**Select surface finish.
Refer to the **Product Color Options** page in this price list.
- G**Select leg finish.
Refer to the **Product Color Options** page in this price list.
- H**Select grommet/module color.
Refer to the **Product Color Options** page in this price list.

- I**Select base.
4EC - 4 casters
4GB - 4 black glides
Casters=2 locking/2 non-locking, black wheel, silver hub
- J**Select cord length (feet).
15 - 15' cord length
9 - 9' cord length

INFORMATION

LEG CLEARANCE
Table Length / From Table Edge / Inside Leg
72" 13.125 42

INFORMATION
Contact KI Customer Service for specific models that are UL listed.

SPECIAL SERVICES

Special Carton Marking
With specially marked information N/C

Shipping
Ships **knocked down, FOB Bonduel, WI 54107, freight prepaid.** Freight class 125.

Specifications and prices are subject to change without prior notice.

[illegible]

Indicate the following information on order form:

1. Quantity of each item.
2. Model number, including options. See "How To Build a Model Number".
3. Any special service required.

- The ☐ indicates that a choice is required.
- The absence of the ☐ indicates that no choice is required.
- Alpha-numeric characters in place of ☐ indicate that no other alternatives are available.

- A** Select basic model.
- B** Select edge style.
74P - 74P edge
- C** Select power option.
NNN - No grommets, power, wire management/No cutouts
- D** Select modesty panel.
NMP - No modesty panel
- E** Select edge color.
Refer to the **Product Color Options** page in this price list.
Edge color offerings are based on edge style selections.
- F** Select surface finish.
Refer to the **Product Color Options** page in this price list.
- G** Select leg finish.

Refer to the **Product Color Options** page in this price list.

H Select base.

4EC	- 4 casters
4GB	- 4 black glides

Casters=2 locking/2 non-locking, black wheel, silver hub

LEG CLEARANCE		
Table Length /	From Table Edge Point /	Inside Leg
48"	6.75	30
60"	12.75	30
72"	12.75	42

Special Carton Marking

With specially marked information N/C

Shipping

freight prepaid. Freight class 125.

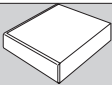
Specifications and prices are subject to change without prior notice.

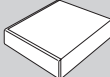
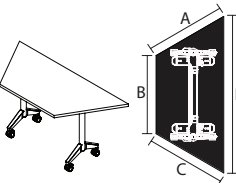
Pirouette® Tables - Fixed Height Base

Nesting Top-Trapezoid-29" High (Standard Height)

Pirouette® Tables - Fixed Height Base

Nesting Top-Trapezoid-29" High (Standard Height)



		MODEL NUMBER									
		Basic Model	Edge Style	Power Option	Modesty Panel	Edge Color	Surface Finish	Leg Finish	Base		
Features	A x B x C x D									Approx. Packaged Weight	 74P Edge (74P)
 PINT Trapezoid Tables - 26”D <ul style="list-style-type: none">• Chrome bases will have polished aluminum foot covers• Gangers ordered separately• Nesting base at 29” high	T Base	30 x 30 x 30 x 60”	PINT3060	<input type="checkbox"/> <input type="checkbox"/> <input type="checkbox"/>	NNN	NMP	<input type="checkbox"/> <input type="checkbox"/> <input type="checkbox"/>	<input type="checkbox"/> <input type="checkbox"/> <input type="checkbox"/>	<input type="checkbox"/> <input type="checkbox"/> <input type="checkbox"/>	82.0#	\$ 1339
			A	B	C	D	E	F	G	H	

HOW TO ORDER

- Indicate the following information on order form:
1. Quantity of each item.
 2. Model number, including options. See "How To Build a Model Number".
 3. Any special service required.

Note:

- The ☐ indicates that a choice is required.
- The absence of the ☐ indicates that no choice is required.
- Alpha-numeric characters in place of ☐ indicate that no other alternatives are available.

HOW TO BUILD A MODEL NUMBER

- A**Select basic model.
- B**Select edge style.
74P - 74P edge
- C**Select power option.
NNN - No grommets, power, wire management/No cutouts
- D**Select modesty panel.
NMP - No modesty panel
- E**Select edge color.
Refer to the **Product Color Options** page in this price list.
Edge color offerings are based on edge style selections.
- F**Select surface finish.
Refer to the **Product Color Options** page in this price list.
- G**Select leg finish.

Refer to the **Product Color Options** page in this price list.

- H**Select base.
4EC - 4 casters
4GB - 4 black glides
Casters=2 locking/2 non-locking, black wheel, silver hub

INFORMATION

LEG CLEARANCE

Table Length	From Table Edge Point	Inside Leg
60"	12.75	30

SPECIAL SERVICES

Special Carton Marking

With specially marked information

N/C

Shipping

Ships **knocked down**, **FOB Bonduel, WI 54107**, **freight prepaid**. Freight class 125.

Specifications and prices are subject to change without prior notice.

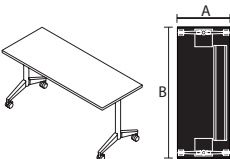
Pirouette® Tables w/Single Circuit Electrical - Fixed Height Base

Fixed Top-Rectangular-29" High (Training)



Pirouette® Tables w/Single Circuit Electrical - Fixed Height Base

Fixed Top-Rectangular-29" High (Training)

			MODEL NUMBER													
			Basic Model	Edge Style	Power Option	Modesty Panel	Edge Color	Surface Finish	Leg Finish	Module Color	Grommet Color	Polyester Modesty Panel Color	Base			
Features	A x B															
 PAFT Rectangle Table w/Single Circuit-24"D <ul style="list-style-type: none">• One grommet or module per table unit• A trough, velcro wire managers, gangers and all electrical accessories (excluding infeed kits and table-to-table jumpers) are included• Infeed kits and table-to-table jumpers ordered separately• Training tables are designed for maximum leg spacing for the length of the table• Chrome bases have polished alum. foot covers/polished alum. vertical wire mgrs (when applicable)• Fixed base at 29" high	T Base	24 X 36"	PAFR2436T	<input type="checkbox"/> <input type="checkbox"/> <input type="checkbox"/>	<input type="checkbox"/> <input type="checkbox"/> <input type="checkbox"/>	<input type="checkbox"/> <input type="checkbox"/> <input type="checkbox"/>	<input type="checkbox"/> <input type="checkbox"/> <input type="checkbox"/>	<input type="checkbox"/> <input type="checkbox"/> <input type="checkbox"/>	<input type="checkbox"/> <input type="checkbox"/>	<input type="checkbox"/> <input type="checkbox"/> <input type="checkbox"/> <input type="checkbox"/>	<input type="checkbox"/> <input type="checkbox"/> <input type="checkbox"/> <input type="checkbox"/>	<input type="checkbox"/> <input type="checkbox"/> <input type="checkbox"/> <input type="checkbox"/>	<input type="checkbox"/> <input type="checkbox"/>	55.0#	\$ 862	
	T Base	24 X 42"	PAFR2442T	<input type="checkbox"/> <input type="checkbox"/> <input type="checkbox"/>	<input type="checkbox"/> <input type="checkbox"/> <input type="checkbox"/>	<input type="checkbox"/> <input type="checkbox"/> <input type="checkbox"/>	<input type="checkbox"/> <input type="checkbox"/> <input type="checkbox"/>	<input type="checkbox"/> <input type="checkbox"/> <input type="checkbox"/>	<input type="checkbox"/> <input type="checkbox"/>	<input type="checkbox"/> <input type="checkbox"/> <input type="checkbox"/> <input type="checkbox"/>	<input type="checkbox"/> <input type="checkbox"/> <input type="checkbox"/> <input type="checkbox"/>	<input type="checkbox"/> <input type="checkbox"/> <input type="checkbox"/> <input type="checkbox"/>	<input type="checkbox"/> <input type="checkbox"/>	60.0#	896	
 PAFT Rectangle Table w/Single Circuit-30"D <ul style="list-style-type: none">• One grommet or module per table unit• A trough, velcro wire managers, gangers and all electrical accessories (excluding infeed kits and table-to-table jumpers) are included• Infeed kits and table-to-table jumpers ordered separately• Training tables are designed for maximum leg spacing for the length of the table• Chrome bases have polished alum. foot covers/polished alum. vertical wire mgrs (when applicable)• Fixed base at 29" high	T Base	30 X 36"	PAFR3036T	<input type="checkbox"/> <input type="checkbox"/> <input type="checkbox"/>	<input type="checkbox"/> <input type="checkbox"/> <input type="checkbox"/>	<input type="checkbox"/> <input type="checkbox"/> <input type="checkbox"/>	<input type="checkbox"/> <input type="checkbox"/> <input type="checkbox"/>	<input type="checkbox"/> <input type="checkbox"/> <input type="checkbox"/>	<input type="checkbox"/> <input type="checkbox"/>	<input type="checkbox"/> <input type="checkbox"/> <input type="checkbox"/> <input type="checkbox"/>	<input type="checkbox"/> <input type="checkbox"/> <input type="checkbox"/> <input type="checkbox"/>	<input type="checkbox"/> <input type="checkbox"/> <input type="checkbox"/> <input type="checkbox"/>	<input type="checkbox"/> <input type="checkbox"/>	62.0#	\$ 911	
	T Base	30 X 42"	PAFR3042T	<input type="checkbox"/> <input type="checkbox"/> <input type="checkbox"/>	<input type="checkbox"/> <input type="checkbox"/> <input type="checkbox"/>	<input type="checkbox"/> <input type="checkbox"/> <input type="checkbox"/>	<input type="checkbox"/> <input type="checkbox"/> <input type="checkbox"/>	<input type="checkbox"/> <input type="checkbox"/> <input type="checkbox"/>	<input type="checkbox"/> <input type="checkbox"/>	<input type="checkbox"/> <input type="checkbox"/> <input type="checkbox"/> <input type="checkbox"/>	<input type="checkbox"/> <input type="checkbox"/> <input type="checkbox"/> <input type="checkbox"/>	<input type="checkbox"/> <input type="checkbox"/> <input type="checkbox"/> <input type="checkbox"/>	<input type="checkbox"/> <input type="checkbox"/>	68.0#	944	
			A	B	C	D	E	F	G	H	I	J	K			

HOW TO ORDER

- Indicate the following information on order form:
1. Quantity of each item.
 2. Model number, including options. See "How To Build a Model Number".
 3. Any special service required.

Note: • The ☐ indicates that a choice is required.

- The absence of the ☐ indicates that no choice is required.
- Alpha-numeric characters in place of ☐ indicate that no other alternatives are available.

HOW TO BUILD A MODEL NUMBER

- A**Select basic model.
- B**Select edge style.
74P - 74P edge
- C**Select power option.
PMA1 - Pattern module, Nacre pop-up (1) ; add \$660
PMB1 - Pattern module, Dubbel under-surface (1) ; add \$408
PMD1 - Pattern module, Dean in-surface (1) ; add \$491
PMO1 - Pattern module, Node in-surface (1) ; add \$384
PS1GA1 - Pattern black snap-in RPT (1) & grommet, Nacre (1); add \$276
PS1MB1GA1 - Pattern black snap-in RPT (1), Pattern Dubbel under-surface (1) & grommet, Nacre (1); add \$683
- D**Select modesty panel.
NMP - No modesty panel
PMP - Polyester felt modesty panel; add

- \$182
- E**Select edge color.
Refer to the **Product Color Options** page in this price list.
Edge color offerings are based on edge style selections.
- F**Select surface finish.
Refer to the **Product Color Options** page in this price list.
- G**Select leg finish.
Refer to the **Product Color Options** page in this price list.
- H**Select module color.
Refer to the **Product Color Options** page in this price list.
- I**Select grommet color.
Refer to the **Product Color Options** page in this price list.
- J**Select modesty panel color (only if polyester felt panel is chosen).
Refer to the **Product Color Options** page in this price list.
- K**Select base.
4EC - 4 casters
4GB - 4 black glides
Casters=2 locking/2 non-locking, black wheel, silver hub

INFORMATION

LEG CLEARANCE		
Table Length /	From Table Edge /	Inside Leg
30"	1.5	22.75
36"	1.5	28.75
42"	1.5	34.75
48"	1.5	40.75
54"	1.5	46.75
60"	1.5	52.75
66"	1.5	58.75
72"	1.5	64.75

INFORMATION

Contact KI Customer Service for specific models that are UL listed.

SPECIAL SERVICES

Special Carton Marking

With specially marked information N/C

Shipping
Ships **knocked down, FOB Bonduel, WI 54107, freight prepaid.** Freight class 125.

Specifications and prices are subject to change without prior notice.

Pirouette® Tables w/Single Circuit Electrical - Fixed Height Base

Fixed Top-Rectangular-29" High (Training)



Pirouette® Tables w/Single Circuit Electrical - Fixed Height Base

Fixed Top-Rectangular-29" High (Training)

			MODEL NUMBER											<div>Approx. Packaged Weight</div> <div>74P Edge (74P)</div>	
			Basic Model	Edge Style	Power Option	Modesty Panel	Edge Color	Surface Finish	Leg Finish	Module Color	Grommet Color	Polyester Modesty Panel Color	Base		
<div><p>PAFT</p><p>Rectangle Table w/Single Circuit-36"D</p><ul style="list-style-type: none">• One grommet or module per table unit• A trough, velcro wire managers, gangers and all electrical accessories (excluding infeed kits and table-to-table jumpers) are included• Infeed kits and table-to-table jumpers ordered separately• Training tables are designed for maximum leg spacing for the length of the table• Chrome bases have polished alum. foot covers/polished alum. vertical wire mgrs (when applicable)• Fixed base at 29" high</div>	Features	A x B	PAFR3636T	<input type="checkbox"/> <input type="checkbox"/> <input type="checkbox"/>	<input type="checkbox"/> <input type="checkbox"/> <input type="checkbox"/>	<input type="checkbox"/> <input type="checkbox"/> <input type="checkbox"/>	<input type="checkbox"/> <input type="checkbox"/> <input type="checkbox"/>	<input type="checkbox"/> <input type="checkbox"/> <input type="checkbox"/>	<input type="checkbox"/> <input type="checkbox"/>	<input type="checkbox"/> <input type="checkbox"/> <input type="checkbox"/> <input type="checkbox"/>	<input type="checkbox"/> <input type="checkbox"/> <input type="checkbox"/> <input type="checkbox"/>	<input type="checkbox"/> <input type="checkbox"/> <input type="checkbox"/> <input type="checkbox"/>	<input type="checkbox"/> <input type="checkbox"/>	72.0#	\$ 1029
	T Base	36 X 36"	PAFR3636T	<input type="checkbox"/> <input type="checkbox"/> <input type="checkbox"/>	<input type="checkbox"/> <input type="checkbox"/> <input type="checkbox"/>	<input type="checkbox"/> <input type="checkbox"/> <input type="checkbox"/>	<input type="checkbox"/> <input type="checkbox"/> <input type="checkbox"/>	<input type="checkbox"/> <input type="checkbox"/> <input type="checkbox"/>	<input type="checkbox"/> <input type="checkbox"/>	<input type="checkbox"/> <input type="checkbox"/> <input type="checkbox"/> <input type="checkbox"/>	<input type="checkbox"/> <input type="checkbox"/> <input type="checkbox"/> <input type="checkbox"/>	<input type="checkbox"/> <input type="checkbox"/> <input type="checkbox"/> <input type="checkbox"/>	<input type="checkbox"/> <input type="checkbox"/>	78.0#	1076
	T Base	36 X 42"	PAFR3642T	<input type="checkbox"/> <input type="checkbox"/> <input type="checkbox"/>	<input type="checkbox"/> <input type="checkbox"/> <input type="checkbox"/>	<input type="checkbox"/> <input type="checkbox"/> <input type="checkbox"/>	<input type="checkbox"/> <input type="checkbox"/> <input type="checkbox"/>	<input type="checkbox"/> <input type="checkbox"/> <input type="checkbox"/>	<input type="checkbox"/> <input type="checkbox"/>	<input type="checkbox"/> <input type="checkbox"/> <input type="checkbox"/> <input type="checkbox"/>	<input type="checkbox"/> <input type="checkbox"/> <input type="checkbox"/> <input type="checkbox"/>	<input type="checkbox"/> <input type="checkbox"/> <input type="checkbox"/> <input type="checkbox"/>	<input type="checkbox"/> <input type="checkbox"/>		
			A	B	C	D	E	F	G	H	I	J	K		

HOW TO ORDER

- Indicate the following information on order form:
1. Quantity of each item.
 2. Model number, including options. See "How To Build a Model Number".
 3. Any special service required.

Note:

- The ☐ indicates that a choice is required.
- The absence of the ☐ indicates that no choice is required.
- Alpha-numeric characters in place of ☐ indicate that no other alternatives are available.

HOW TO BUILD A MODEL NUMBER

- A**Select basic model.
- B**Select edge style.
74P - 74P edge
- C**Select power option.
PMA1 - Pattern module, Nacre pop-up (1) ; add \$660
PMB1 - Pattern module, Dubbel under-surface (1) ; add \$408
PMD1 - Pattern module, Dean in-surface (1) ; add \$491
PMO1 - Pattern module, Node in-surface (1) ; add \$384
PS1GA1 - Pattern black snap-in RPT (1) & grommet, Nacre (1); add \$276
PS1MB1GA1 - Pattern black snap-in RPT (1), Pattern Dubbel under-surface (1) & grommet, Nacre (1); add \$683
- D**Select modesty panel.
NMP - No modesty panel
PMP - Polyester felt modesty panel; add

- \$182
- E**Select edge color.
Refer to the **Product Color Options** page in this price list.
Edge color offerings are based on edge style selections.
- F**Select surface finish.
Refer to the **Product Color Options** page in this price list.
- G**Select leg finish.
Refer to the **Product Color Options** page in this price list.
- H**Select module color.
Refer to the **Product Color Options** page in this price list.
- I**Select grommet color.
Refer to the **Product Color Options** page in this price list.
- J**Select modesty panel color (only if polyester

- felt panel is chosen).
Refer to the **Product Color Options** page in this price list.
- K**Select base.
4EC - 4 casters
4GB - 4 black glides
Casters=2 locking/2 non-locking, black wheel, silver hub

INFORMATION

LEG CLEARANCE		
Table Length /	From Table Edge /	Inside Leg
30"	1.5	22.75
36"	1.5	28.75
42"	1.5	34.75
48"	1.5	40.75
54"	1.5	46.75
60"	1.5	52.75
66"	1.5	58.75
72"	1.5	64.75

INFORMATION
Contact KI Customer Service for specific models that are UL listed.

SPECIAL SERVICES

Special Carton Marking

With specially marked information N/C

Shipping
Ships **knocked down, FOB Bonduel, WI 54107, freight prepaid.** Freight class 125.

Specifications and prices are subject to change without prior notice.

Technical drawing of a table. The left view shows a perspective of a rectangular table with a white top and a black frame. The right view is a top-down diagram of the table's footprint, showing a black rectangular area with a white border. Dimension A is indicated by a horizontal arrow at the top, representing the width. Dimension B is indicated by a vertical arrow on the left, representing the depth.

Indicate the following information on order form:

1. Quantity of each item.
2. Model number, including options. See "How To Build a Model Number".
3. Any special service required.

- The absence of the ☐ indicates that no choice is required.
- Alpha-numeric characters in place of ☐ indicate that no other alternatives are available.

A Select basic model.

B Select edge style.

74P - 74P edge

D Select modesty panel.

NMP	- No modesty panel
PMP	- Polyester felt modesty panel; add

F Select surface finish.
Refer to the **Product Color Options** page in this price list.

H Select module color.
Refer to the **Product Color Options** page in this price list.

J Select modesty panel color (only if polyester)

K Select base.

4EC	- 4 casters
4GB	- 4 black glides

Casters=2 locking/2 non-locking, black wheel,
silver hub

Table Length / From Table Edge / Inside Leg		
30"	1.5	22.75
36"	1.5	28.75
42"	1.5	34.75
48"	1.5	40.75
54"	1.5	46.75
60"	1.5	52.75
66"	1.5	58.75
72"	1.5	64.75

Contact KI Customer Service for specific models that are UL listed.

With specially marked information N/C

Shipping
Ships **knocked down**, FOB Bonduel, WI 54107,
freight prepaid. Freight class 125.

Specifications and prices are subject to change without prior notice.



PAFT

Rectangle Table w/Single Circuit-36"D

- One grommet or module per table unit
- A trough, velcro wire managers, gangers and all electrical accessories (excluding infeed kits and table-to-table jumpers) are included
- Infeed kits and table-to-table jumpers ordered separately
- Training tables are designed for maximum leg spacing for the length of the table
- Chrome bases have polished alum. foot covers/polished alum. vertical wire mgrs (when applicable)
- Fixed base at 29" high

Indicate the following information on order form:

1. Quantity of each item.
2. Model number, including options. See "How To Build a Model Number".
3. Any special service required.

- The ☐ indicates that a choice is required.
- The absence of the ☐ indicates that no choice is required.
- Alpha-numeric characters in place of ☐ indicate that no other alternatives are available.

A	Select basic model.
B	Select edge style. 74P - 74P edge
C	Select power option. PMA1 - Pattern module, Nacre pop-up (1) ; add \$695 PMB1 - Pattern module, Dubbel under-surface (1); add \$443 PMD1 - Pattern module, Dean in-surface (1); add \$528 PMO1 - Pattern module, Node in-surface (1); add \$414 PS2GA1 - Pattern black snap-in RPTs (2) & grommet, Nacre (1); add \$443 PS2MB1GA1 - Pattern black snap-in RPTs (2), Pattern Dubbel under-surface (1) & grommet, Nacre (1); add \$768
D	Select modesty panel. NMP - No modesty panel PMP - Polyester felt modesty panel; add

\$182	felt panel is chosen).
Select edge color.	Refer to the Product Color Options page in this price list.
Refer to the Product Color Options page in this price list.	
Edge color offerings are based on edge style selections.	
Select surface finish.	K Select base. 4EC - 4 casters 4GB - 4 black glides Casters=2 locking/2 non-locking, black wheel, silver hub

E Select edge color.
Refer to the **Product Color Options** page in this price list.
Edge color offerings are based on edge style selections.

F Select surface finish.
Refer to the **Product Color Options** page in this price list.

G Select leg finish.
Refer to the **Product Color Options** page in this price list.

H Select module color.
Refer to the **Product Color Options** page in this price list.

1 Select grommet color.
Refer to the **Product Color Options** page in this price list.

J Select modesty panel color (only if polyester)

Table Length / From Table Edge / Inside Leg		
30"	1.5	22.75
36"	1.5	28.75
42"	1.5	34.75
48"	1.5	40.75
54"	1.5	46.75
60"	1.5	52.75
66"	1.5	58.75
72"	1.5	64.75

Contact KI Customer Service for specific models that are UL listed.

With specially marked information N/C

Shipping
Ships **knocked down**, FOB Bonduel, WI 54107,
freight prepaid. Freight class 125.

Specifications and prices are subject to change without prior notice.

Technical drawing of a table. The drawing shows a perspective view of the table on the left and a side elevation view on the right. The side elevation view is labeled with dimension 'A' for the width and dimension 'B' for the height. The table has a rectangular top and four legs, with the front legs being adjustable in height.

Rectangle Table w/Single Circuit-36"D

- Two grommets or modules per table unit
- Two troughs, velcro wire managers, gangers and all electrical accessories (excluding infeed kits and table-to-table jumpers) are included
- Infeed kits and table-to-table jumpers ordered separately
- Training tables are designed for maximum leg spacing for the length of the table
- Chrome bases have polished alum. foot covers/polished alum. vertical wire mgrs (when applicable)
- 84" and 96" table models have a third leg in the center
- Fixed base at 29" high

Indicate the following information on order form:

1. Quantity of each item.
2. Model number, including options. See "How To Build a Model Number".
3. Any special service required.

- The absence of the ☐ indicates that no choice is required.
- Alpha-numeric characters in place of ☐ indicate that no other alternatives are available.

A Select basic model.

B Select edge style.
74P - 74P edge

C Select power option.

PMA2 - Pattern modules, Nacre pop-up (2); add \$1260

PMB2 - Pattern modules, Dubbel under-surface (2); add \$815

PMD2 - Pattern modules, Dean in-surface (2); add \$983

PMO2 - Pattern modules, Node in-surface (2); add \$768

D Select modesty panel.

NMP - No modesty panel

- E** Select edge color.
Refer to the **Product Color Options** page in this price list.
Edge color offerings are based on edge style selections.

- F** Select surface finish.
Refer to the **Product Color Options** page in this price list.
- G** Select leg finish.
Refer to the **Product Color Options** page in this price list.
- H** Select module color.
Refer to the **Product Color Options** page in this price list.
- I** Select base.

4EC	- 4 casters
4GB	- 4 black glides

Casters=2 locking/2 non-locking, black wheel, silver hub

LEG CLEARANCE

Table Length / From Table Edge / Inside Leg		
30"	1.5	22.75
36"	1.5	28.75
42"	1.5	34.75
48"	1.5	40.75
54"	1.5	46.75
60"	1.5	52.75
66"	1.5	58.75
72"	1.5	64.75

Contact KI Customer Service for specific models that are UL listed.

Special Carton Marking

With specially marked information N/C

Shipping

**Ships knocked down, FOB Bonduel, WI 54107,
freight prepaid. Freight class 125.**

Specifications and prices are subject to change without prior notice.

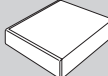
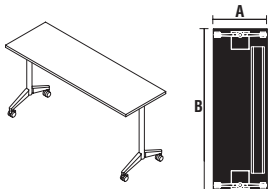
Pirouette® Tables w/Single Circuit Electrical - Fixed Height Base

Fixed Top-Rectangular-36” High (Counter Height)



Pirouette® Tables w/Single Circuit Electrical - Fixed Height Base

Fixed Top-Rectangular-36” High (Counter Height)

			MODEL NUMBER											<div></div>	
			Basic Model	Edge Style	Power Option	Modesty Panel	Edge Color	Surface Finish	Leg Finish	Module Color	Grommet Color	Polyester Modesty Panel Color	Base		
<div></div> <div>PAF3</div> <div>Rectangle Table w/Single Circuit-24”D</div> <div><ul style="list-style-type: none">• One grommet or module per table unit• A trough, velcro wire managers, gangers and all electrical accessories (excluding infeed kits and table-to-table jumpers) are included• Infeed kits and table-to-table jumpers ordered separately• Recommended chair height for 36”H table is 24” stool• Tables are designed for maximum leg spacing for the length of the table• Chrome bases have polished alum. foot covers/polished alum. vertical wire mgrs (when applicable)• Fixed base at 36” high</div>	Features	A x B	PAFR2436H36	<input type="checkbox"/> <input type="checkbox"/>	<input type="checkbox"/> <input type="checkbox"/>	<input type="checkbox"/> <input type="checkbox"/>	<input type="checkbox"/> <input type="checkbox"/>	<input type="checkbox"/> <input type="checkbox"/>	<input type="checkbox"/> <input type="checkbox"/>	<input type="checkbox"/> <input type="checkbox"/>	<input type="checkbox"/> <input type="checkbox"/>	<input type="checkbox"/> <input type="checkbox"/>	<input type="checkbox"/> <input type="checkbox"/>	Approx. Packaged Weight	74P Edge (74P)
	T Base	24 X 36”	PAFR2442H36	<input type="checkbox"/> <input type="checkbox"/>	<input type="checkbox"/> <input type="checkbox"/>	<input type="checkbox"/> <input type="checkbox"/>	<input type="checkbox"/> <input type="checkbox"/>	<input type="checkbox"/> <input type="checkbox"/>	<input type="checkbox"/> <input type="checkbox"/>	<input type="checkbox"/> <input type="checkbox"/>	<input type="checkbox"/> <input type="checkbox"/>	<input type="checkbox"/> <input type="checkbox"/>	<input type="checkbox"/> <input type="checkbox"/>	57.0#	\$ 994
	T Base	24 X 42”		<input type="checkbox"/> <input type="checkbox"/>	<input type="checkbox"/> <input type="checkbox"/>	<input type="checkbox"/> <input type="checkbox"/>	<input type="checkbox"/> <input type="checkbox"/>	<input type="checkbox"/> <input type="checkbox"/>	<input type="checkbox"/> <input type="checkbox"/>	<input type="checkbox"/> <input type="checkbox"/>	<input type="checkbox"/> <input type="checkbox"/>	<input type="checkbox"/> <input type="checkbox"/>	<input type="checkbox"/> <input type="checkbox"/>	62.0#	1014
				A	B	C	D	E	F	G	H	I	J	K	

HOW TO ORDER

Indicate the following information on order form:

1. Quantity of each item.
2. Model number, including options. See “How To Build a Model Number”.
3. Any special service required.

Note:

- The ☐ indicates that a choice is required.
- The absence of the ☐ indicates that no choice is required.
- Alpha-numeric characters in place of ☐ indicate that no other alternatives are available.

HOW TO BUILD A MODEL NUMBER

- A**Select basic model.
- B**Select edge style.

74P - 74P edge
- C**Select power option.

PMA1 - Pattern module, Nacre pop-up (1) ; add \$660

PMB1 - Pattern module, Dubbel under-surface (1) ; add \$408

PMD1 - Pattern module, Dean in-surface (1) ; add \$491

PMO1 - Pattern module, Node in-surface (1) ; add \$384

PS1GA1 - Pattern black snap-in RPT (1) & grommet, Nacre (1); add \$276

PS1MB1GA1 - Pattern black snap-in RPT (1), Pattern Dubbel under-surface (1) & grommet, Nacre (1); add \$683
- D**Select modesty panel.

NMP - No modesty panel

PMP - Polyester felt modesty panel; add

\$265

- E**Select edge color.

3

Refer to the **Product Color Options** page in this price list.

Edge color offerings are based on edge style selections.
- F**Select surface finish.

Refer to the **Product Color Options** page in this price list.
- G**Select leg finish.

Refer to the **Product Color Options** page in this price list.
- H**Select module color.

Refer to the **Product Color Options** page in this price list.
- I**Select grommet color.

Refer to the **Product Color Options** page in this price list.

- J**Select modesty panel color (only if polyester felt panel is chosen).

Refer to the **Product Color Options** page in this price list.
- K**Select base.

4EC - 4 casters

4GB - 4 black glides

Casters=2 locking/2 non-locking, black wheel, silver hub

INFORMATION
Contact KI Customer Service for specific models that are UL listed.

SPECIAL SERVICES

Special Carton Marking

With specially marked informationN/C

Shipping
Ships **knocked down, FOB Bonduel, WI 54107, freight prepaid.** Freight class 125.

Specifications and prices are subject to change without prior notice.

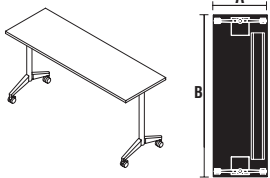
Pirouette® Tables w/Single Circuit Electrical - Fixed Height Base

Fixed Top-Rectangular-36" High (Counter Height)



Pirouette® Tables w/Single Circuit Electrical - Fixed Height Base

Fixed Top-Rectangular-36" High (Counter Height)

			MODEL NUMBER													
			Basic Model	Edge Style	Power Option	Modesty Panel	Edge Color	Surface Finish	Leg Finish	Module Color	Grommet Color	Polyester Modesty Panel Color	Base			
Features	A x B															
 <p>PAF3</p> <p>Rectangle Table w/Single Circuit-30"D</p> <ul style="list-style-type: none">• One grommet or module per table unit• A trough, velcro wire managers, gangers and all electrical accessories (excluding infeed kits and table-to-table jumpers) are included• Infeed kits and table-to-table jumpers ordered separately• Recommended chair height for 36"H table is 24" stool• Tables are designed for maximum leg spacing for the length of the table• Chrome bases have polished alum. foot covers/polished alum. vertical wire mgrs (when applicable)• Fixed base at 36" high	T Base	30 X 36"	PAFR3036H36	<input type="checkbox"/> <input type="checkbox"/> <input type="checkbox"/>	<input type="checkbox"/> <input type="checkbox"/> <input type="checkbox"/>	<input type="checkbox"/> <input type="checkbox"/> <input type="checkbox"/>	<input type="checkbox"/> <input type="checkbox"/> <input type="checkbox"/>	<input type="checkbox"/> <input type="checkbox"/> <input type="checkbox"/>	<input type="checkbox"/> <input type="checkbox"/> <input type="checkbox"/>	<input type="checkbox"/> <input type="checkbox"/> <input type="checkbox"/> <input type="checkbox"/>	<input type="checkbox"/> <input type="checkbox"/> <input type="checkbox"/> <input type="checkbox"/>	<input type="checkbox"/> <input type="checkbox"/> <input type="checkbox"/> <input type="checkbox"/>	<input type="checkbox"/> <input type="checkbox"/>	Approx. Packaged Weight	74P Edge (74P)	
	T Base	30 X 42"	PAFR3042H36	<input type="checkbox"/> <input type="checkbox"/> <input type="checkbox"/>	<input type="checkbox"/> <input type="checkbox"/> <input type="checkbox"/>	<input type="checkbox"/> <input type="checkbox"/> <input type="checkbox"/>	<input type="checkbox"/> <input type="checkbox"/> <input type="checkbox"/>	<input type="checkbox"/> <input type="checkbox"/> <input type="checkbox"/>	<input type="checkbox"/> <input type="checkbox"/> <input type="checkbox"/>	<input type="checkbox"/> <input type="checkbox"/> <input type="checkbox"/> <input type="checkbox"/>	<input type="checkbox"/> <input type="checkbox"/> <input type="checkbox"/> <input type="checkbox"/>	<input type="checkbox"/> <input type="checkbox"/> <input type="checkbox"/> <input type="checkbox"/>	<input type="checkbox"/> <input type="checkbox"/>	64.0#	\$ 1080	
														70.0#	1148	
			A	B	C	D	E	F	G	H	I	J	K			

HOW TO ORDER

- Indicate the following information on order form:
1. Quantity of each item.
 2. Model number, including options. See "How To Build a Model Number".
 3. Any special service required.

Note:

- The ☐ indicates that a choice is required.
- The absence of the ☐ indicates that no choice is required.
- Alpha-numeric characters in place of ☐ indicate that no other alternatives are available.

HOW TO BUILD A MODEL NUMBER

- A**Select basic model.
- B**Select edge style.
74P - 74P edge
- C**Select power option.
PMA1 - Pattern module, Nacre pop-up (1) ; add \$660
PMB1 - Pattern module, Dubbel under-surface (1) ; add \$408
PMD1 - Pattern module, Dean in-surface (1) ; add \$491
PMO1 - Pattern module, Node in-surface (1) ; add \$384
PS1GA1 - Pattern black snap-in RPT (1) & grommet, Nacre (1); add \$276
PS1MB1GA1 - Pattern black snap-in RPT (1), Pattern Dubbel under-surface (1) & grommet, Nacre (1); add \$683
- D**Select modesty panel.
NMP - No modesty panel
PMP - Polyester felt modesty panel; add

- \$265
- E**Select edge color.
Refer to the **Product Color Options** page in this price list.
Edge color offerings are based on edge style selections.
- F**Select surface finish.
Refer to the **Product Color Options** page in this price list.
- G**Select leg finish.
Refer to the **Product Color Options** page in this price list.
- H**Select module color.
Refer to the **Product Color Options** page in this price list.
- I**Select grommet color.
Refer to the **Product Color Options** page in this price list.
- J**Select modesty panel color (only if polyester

- felt panel is chosen).
Refer to the **Product Color Options** page in this price list.
- K**Select base.
4EC - 4 casters
4GB - 4 black glides
Casters=2 locking/2 non-locking, black wheel, silver hub

INFORMATION
Contact KI Customer Service for specific models that are UL listed.

SPECIAL SERVICES

Special Carton Marking

With specially marked information N/C

Shipping
Ships **knocked down, FOB Bonduel, WI 54107, freight prepaid.** Freight class 125.

Specifications and prices are subject to change without prior notice.

PAF3

Rectangle Table w/Single Circuit-24"H

- One grommet or module per table unit
- A trough, velcro wire managers, gangers and all electrical accessories (excluding infeed kits and table-to-table jumpers) are included
- Infeed kits and table-to-table jumpers ordered separately
- Recommended chair height for 36"H table is 24" stool
- Tables are designed for maximum leg spacing for the length of the table
- Chrome bases have polished alum. foot covers/polished alum. vertical wire mgtrs (when applicable)
- Fixed base at 36" high

Indicate the following information on order form:

1. Quantity of each item.
2. Model number, including options. See "How To Build a Model Number".
3. Any special service required.

- The ☐ indicates that a choice is required.
- The absence of the ☐ indicates that no choice is required.
- Alpha-numeric characters in place of ☐ indicate that no other alternatives are available.

A	Select basic model.
B	Select edge style. 74P - 74P edge
C	Select power option. PMA1 - Pattern module, Nacre pop-up (1) ; add \$695 PMB1 - Pattern module, Dubbel under-surface (1); add \$443 PMD1 - Pattern module, Dean in-surface (1); add \$528 PMO1 - Pattern module, Node in-surface (1); add \$414 PS2GA1 - Pattern black snap-in RPTs (2) & grommet, Nacre (1); add \$443 PS2MB1GA1 - Pattern black snap-in RPT's (2), Pattern Dubbel under-surface (1) & grommet, Nacre (1); add \$768
D	Select modesty panel. NMP - No modesty panel PMP - Polyester felt modesty panel; add

\$265

Select edge color.
Refer to the **Product Color Options** page in this price list.

Select edge color offerings are based on edge style selections.

Select surface finish.
Refer to the **Product Color Options** page in this price list.

Select leg finish.
Refer to the **Product Color Options** page in this price list.

Select module color.
Refer to the **Product Color Options** page in this price list.

Select grommet color.
Refer to the **Product Color Options** page in this price list.

Select modesty panel color (only if polyester

felt panel is chosen).
Refer to the **Product Color Options** page in this price list.

K	Select base.
4EC	- 4 casters
4GB	- 4 black glides
Casters=2 locking/2 non-locking, black wheel, silver hub	

Contact KI Customer Service for specific models that are UL listed.

Special Carton Marking

With specially marked information N/C

Shipping

Ships knocked down, FOB Bonduel, WI 54107, freight prepaid. Freight class 125.

Specifications and prices are subject to change without prior notice.

- One grommet or module per table unit
- A trough, velcro wire managers, gangers and all electrical accessories (excluding infeed kits and table-to-table jumpers) are included
- Infeed kits and table-to-table jumpers ordered separately
- Recommended chair height for 36"H table is 24" stool
- Tables are designed for maximum leg spacing for the length of the table
- Chrome bases have polished aluminum foot covers/polished alum. vertical wire mgrs (when applicable)
- Fixed base at 36" high

Indicate the following information on order form:

1. Quantity of each item.
2. Model number, including options. See "How To Build a Model Number".
3. Any special service required.

- The ☐ indicates that a choice is required.
- The absence of the ☐ indicates that no choice is required.
- Alpha-numeric characters in place of ☐ indicate that no other alternatives are available.

A	Select basic model.
B	Select edge style. 74P - 74P edge
C	Select power option. PMA1 - Pattern module, Nacre pop-up (1) ; add \$695 PMB1 - Pattern module, Dubbel under-surface (1); add \$443 PMD1 - Pattern module, Dean in-surface (1); add \$528 PMO1 - Pattern module, Node in-surface (1); add \$414 PS2GA1 - Pattern black snap-in RPTs (2) & grommet, Nacre (1); add \$443 PS2MB1GA1 - Pattern black snap-in RPTs (2), Pattern Dubbel under-surface (1) & grommet, Nacre (1); add \$768
D	Select modesty panel. NMP - No modesty panel PMP - Polyester felt modesty panel; add

- E** Select edge color.
Refer to the **Product Color Options** page in this price list.
Edge color offerings are based on edge style selections.
- F** Select surface finish.
Refer to the **Product Color Options** page in this price list.
- G** Select leg finish.
Refer to the **Product Color Options** page in this price list.
- H** Select module color.
Refer to the **Product Color Options** page in this price list.
- I** Select grommet color.
Refer to the **Product Color Options** page in this price list.
- J** Select modesty panel color (only if polyester

Refer to the **Product Color Options** page in this price list.

K Select base.

4EC	- 4 casters
4GB	- 4 black glides

Casters=2 locking/2 non-locking, black wheel, silver hub

Contact KI Customer Service for specific models that are UL listed.

With specially marked information N/C

Ships knocked down, FOB Bonduel, WI 54107, freight prepaid. Freight class 125.

Specifications and prices are subject to change without prior notice.

Pirouette® Tables w/Single Circuit Electrical - Fixed Height Base

Fixed Top-Rectangular-42” High (Cafe Height)



Pirouette® Tables w/Single Circuit Electrical - Fixed Height Base

Fixed Top-Rectangular-42” High (Cafe Height)

		MODEL NUMBER												
		Basic Model	Edge Style	Power Option	Modesty Panel	Edge Color	Surface Finish	Leg Finish	Module Color	Grommet Color	Polyester Modesty Panel Color	Base		
	Features	A x B												
	T Base	24 X 36”	PAFR2436H42	<input type="checkbox"/>	<input type="checkbox"/>	<input type="checkbox"/>	<input type="checkbox"/>	<input type="checkbox"/>	<input type="checkbox"/>	<input type="checkbox"/>	<input type="checkbox"/>	<input type="checkbox"/>	59.0#	\$ 1003
	T Base	24 X 42”	PAFR2442H42	<input type="checkbox"/>	<input type="checkbox"/>	<input type="checkbox"/>	<input type="checkbox"/>	<input type="checkbox"/>	<input type="checkbox"/>	<input type="checkbox"/>	<input type="checkbox"/>	<input type="checkbox"/>	64.0#	1023
			A	B	C	D	E	F	G	H	I	J	K	

- PAF4
- Rectangle Table w/Single Circuit-24”D**
- One grommet or module per table unit
 - A trough, velcro wire managers, gangers and all electrical accessories (excluding infeed kits and table-to-table jumpers) are included
 - Infeed kits and table-to-table jumpers ordered separately
 - Recommended chair height for 42”H table is 30” stool
 - Tables are designed for maximum leg spacing for the length of the table
 - Chrome bases have polished alum. foot covers/polished alum. vertical wire mgrs (when applicable)
 - Fixed base at 42” high

HOW TO ORDER

- Indicate the following information on order form:
1. Quantity of each item.
 2. Model number, including options. See “How To Build a Model Number”.
 3. Any special service required.

Note:

- The ☐ indicates that a choice is required.
- The absence of the ☐ indicates that no choice is required.
- Alpha-numeric characters in place of ☐ indicate that no other alternatives are available.

HOW TO BUILD A MODEL NUMBER

- A**Select basic model.
- B**Select edge style.
74P - 74P edge
- C**Select power option.
PMA1 - Pattern module, Nacre pop-up (1) ; add \$660
PMB1 - Pattern module, Dubbel under-surface (1) ; add \$408
PMD1 - Pattern module, Dean in-surface (1) ; add \$491
PMO1 - Pattern module, Node in-surface (1) ; add \$384
PS1GA1 - Pattern black snap-in RPT (1) & grommet, Nacre (1); add \$276
PS1MB1GA1 - Pattern black snap-in RPT (1), Pattern Dubbel under-surface (1) & grommet, Nacre (1); add \$683
- D**Select modesty panel.
NMP - No modesty panel
PMP - Polyester felt modesty panel; add

- \$265
- E**Select edge color.
Refer to the **Product Color Options** page in this price list.
Edge color offerings are based on edge style selections.
- F**Select surface finish.
Refer to the **Product Color Options** page in this price list.
- G**Select leg finish.
Refer to the **Product Color Options** page in this price list.
- H**Select module color.
Refer to the **Product Color Options** page in this price list.
- I**Select grommet color.
Refer to the **Product Color Options** page in this price list.
- J**Select modesty panel color (only if polyester felt panel is chosen).
Refer to the **Product Color Options** page in this price list.
- K**Select base.
4EC - 4 casters
4GB - 4 black glides
Casters=2 locking/2 non-locking, black wheel, silver hub

INFORMATION
Contact KI Customer Service for specific models that are UL listed.

SPECIAL SERVICES

Special Carton Marking

With specially marked information N/C

Shipping
Ships **knocked down, FOB Bonduel, WI 54107, freight prepaid.** Freight class 125.

Specifications and prices are subject to change without prior notice.

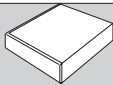
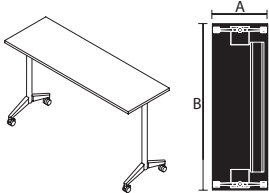
Pirouette® Tables w/Single Circuit Electrical - Fixed Height Base

Fixed Top-Rectangular-42" High (Cafe Height)



Pirouette® Tables w/Single Circuit Electrical - Fixed Height Base

Fixed Top-Rectangular-42" High (Cafe Height)

[illegible]

PAF4

Rectangle Table w/Single Circuit-30" D

- One grommet or module per table unit
- A trough, velcro wire managers, gangers and all electrical accessories (excluding infeed kits and table-to-table jumpers) are included
- Infeed kits and table-to-table jumpers ordered separately
- Recommended chair height for 42"H table is 30" stool
- Tables are designed for maximum leg spacing for the length of the table
- Chrome bases have polished aluminum foot covers/polished aluminum vertical wire mgrs (when applicable)
- Fixed base at 42" high

HOW TO ORDER

Indicate the following information on order form:

1. Quantity of each item.
2. Model number, including options. See "How To Build a Model Number".
3. Any special service required.

Note: • The ☐ indicates that a choice is required.

- The absence of the ☐ indicates that no choice is required.
- Alpha-numeric characters in place of ☐ indicate that no other alternatives are available.

HOW TO BUILD A MODEL NUMBER

\$265

- A** Select basic model.
74P - 74P edge

C Select power option.
PMA1 - Pattern module, Nacre pop-up (1) ; add \$660
PMB1 - Pattern module, Dubbel under-surface (1) ; add \$408
PMD1 - Pattern module, Dean in-surface (1) ; add \$491
PMO1 - Pattern module, Node in-surface (1) ; add \$384
PS1GA1 - Pattern black snap-in RPT (1) & grommet, Nacre (1); add \$276
PS1MB1GA1 - Pattern black snap-in RPT (1), Pattern Dubbel under-surface (1) & grommet, Nacre (1); add \$683

D Select modesty panel.
NMP - No modesty panel
PMP - Polyester felt modesty panel; add

E Select edge color.
Refer to the **Product Color Options** page in this price list.
Edge color offerings are based on edge style selections.

F Select surface finish.
Refer to the **Product Color Options** page in this price list.

G Select leg finish.
Refer to the **Product Color Options** page in this price list.

H Select module color.
Refer to the **Product Color Options** page in this price list.

I Select grommet color.
Refer to the **Product Color Options** page in this price list.

J Select modesty panel color (only if polyester

felt panel is chosen).

Refer to the **Product Color Options** page in this price list.

- K** Select base.
- | | |
|------------|------------------|
| 4EC | - 4 casters |
| 4GB | - 4 black glides |
- Castors=2 locking/2 non-locking, black wheel,
silver hub

INFORMATION

Contact KI Customer Service for specific models that are UL listed.

SPECIAL SERVICES

Special Carton Marking

With specially marked information N/C

Shipping

Ships knocked down, FOB Bonduel, WI 54107, freight prepaid. Freight class 125.

Specifications and prices are subject to change without prior notice.

- One grommet or module per table unit
- A trough, velcro wire managers, gangers and all electrical accessories (excluding infeed kits and table-to-table jumpers) are included
- Infeed kits and table-to-table jumpers ordered separately
- Recommended chair height for 42"H table is 30" stool
- Tables are designed for maximum leg spacing for the length of the table
- Chrome bases have polished alum. foot covers/polished alum. vertical wire mgrs (when applicable)
- Fixed base at 42" high

Indicate the following information on order form:

1. Quantity of each item.
2. Model number, including options. See "How To Build a Model Number".
3. Any special service required.

- The ☐ indicates that a choice is required.
- The absence of the ☐ indicates that no choice is required.
- Alpha-numeric characters in place of ☐ indicate that no other alternatives are available.

A	Select basic model.
B	Select edge style. 74P - 74P edge
C	Select power option. PMA1 - Pattern module, Nacre pop-up (1) ; add \$695 PMB1 - Pattern module, Dubbel under-surface (1) ; add \$443 PMD1 - Pattern module, Dean in-surface (1) ; add \$528 PMO1 - Pattern module, Node in-surface (1) ; add \$414 PS2GA1 - Pattern black snap-in RPTs (2) & grommet, Nacre (1); add \$443 PS2MB1GA1 - Pattern black snap-in RPT's (2), Pattern Dubbel under-surface (1) & grommet, Nacre (1); add \$768
D	Select modesty panel. NMP - No modesty panel PMP - Polyester felt modesty panel; add

\$265

Select edge color.

Refer to the **Product Color Options** page in this price list.

Edge color offerings are based on edge style selections.

Select surface finish.

felt panel is chosen).

Refer to the **Product Color Options** page in this price list.

K Select base.

4EC	- 4 casters
4GB	- 4 black glides

Casters=2 locking/2 non-locking, black wheel, silver hub

Refer to the **Product Color Options** page in this price list.
Edge color offerings are based on edge style selections.

Refer to the **Product Color Options** page in this price list.

Refer to the **Product Color Options** page in this price list.

Refer to the **Product Color Options** page in this price list.

Select grommet color.
Refer to the **Product Color Options** page in this price list.

Select modesty panel color (only if polyester)

Contact KI Customer Service for specific models that are UL listed.

Special Carton Marking

With specially marked information N/C

Shipping

Ships knocked down, FOB Bonduel, WI 54107, freight prepaid. Freight class 125.

Specifications and prices are subject to change without prior notice.

- One grommet or module per table unit
- A trough, velcro wire managers, gangers and all electrical accessories (excluding infeed kits and table-to-table jumpers) are included
- Infeed kits and table-to-table jumpers ordered separately
- Recommended chair height for 42"H table is 30" stool
- Tables are designed for maximum leg spacing for the length of the table
- Chrome bases have polished alum. foot covers/polished alum. vertical wire mgrs (when applicable)
- Fixed base at 42" high

Indicate the following information on order form:

1. Quantity of each item.
2. Model number, including options. See "How To Build a Model Number".
3. Any special service required.

- The ☐ indicates that a choice is required.
- The absence of the ☐ indicates that no choice is required.
- Alpha-numeric characters in place of ☐ indicate that no other alternatives are available.

A	Select basic model.
B	Select edge style. 74P - 74P edge
C	Select power option. PMA1 - Pattern module, Nacre pop-up (1) ; add \$695 PMB1 - Pattern module, Dubbel under-surface (1); add \$443 PMD1 - Pattern module, Dean in-surface (1); add \$528 PM01 - Pattern module, Node in-surface (1); add \$414 PS2GA1 - Pattern black snap-in RPTs (2) & grommet, Nacre (1); add \$443 PS2MB1GA1 - Pattern black snap-in RPT's (2), Pattern Dubbel under-surface (1) & grommet, Nacre (1); add \$768
D	Select modesty panel. NMP - No modesty panel PMP - Polyester felt modesty panel; add

\$265
Select edge color.

felt panel is chosen).
Refer to the **Product Color Options** page in this price list.

E Select edge color.
Refer to the **Product Color Options** page in this price list.
Edge color offerings are based on edge style selections.

F Select surface finish.
Refer to the **Product Color Options** page in this price list.

G Select leg finish.
Refer to the **Product Color Options** page in this price list.

H Select module color.
Refer to the **Product Color Options** page in this price list.

1 Select grommet color.
Refer to the **Product Color Options** page in this price list.

J Select modesty panel color (only if polyester)

Refer to the **Product Color Options** page in this price list.

K Select base.

4EC	- 4 casters
4GB	- 4 black glides

Casters=2 locking/2 non-locking, black wheel,
silver hub

Contact KI Customer Service for specific models that are UL listed.

With specially marked information N/C

Ships knocked down, FOB Bonduel, WI 54107, freight prepaid. Freight class 125.

Specifications and prices are subject to change without prior notice.

- One grommet or module per table unit
- A trough, velcro wire managers, gangers and all electrical accessories (excluding infeed kits and table-to-table jumpers) are included
- Infeed kits and table-to-table jumpers ordered separately
- Tables are designed for maximum leg spacing for the length of the table
- Chrome bases have polished alum. foot covers/polished alum. vertical wire mgrs (when applicable)
- Fixed base at 29" high

Indicate the following information on order form:

1. Quantity of each item.
2. Model number, including options. See "How To Build a Model Number".
3. Any special service required.

- The ☐ indicates that a choice is required.
- The absence of the ☐ indicates that no choice is required.
- Alpha-numeric characters in place of ☐ indicate that no other alternatives are available.

A	Select basic model.
B	Select edge style. 74P - 74P edge
C	Select power option. PMA1 - Pattern module, Nacre pop-up (1) ; add \$695 PMB1 - Pattern module, Dubbel under-surface (1); add \$443 PMD1 - Pattern module, Dean in-surface (1); add \$528 PMO1 - Pattern module, Node in-surface (1); add \$414 PS2GA1 - Pattern black snap-in RPTs (2) & grommet, Nacre (1); add \$443 PS2MB1GA1 - Pattern black snap-in RPT's (2), Pattern Dubbel under-surface (1) & grommet, Nacre (1); add \$768
D	Select modesty panel. NMP - No modesty panel PMP - Polyester felt modesty panel; add

\$182
Select edge color.

E Select edge color.
Refer to the **Product Color Options** page in this price list.
Edge color offerings are based on edge style selections.

F Select surface finish.
Refer to the **Product Color Options** page in this price list.

G Select leg finish.
Refer to the **Product Color Options** page in this price list.

H Select module color.
Refer to the **Product Color Options** page in this price list.

1 Select grommet color.
Refer to the **Product Color Options** page in this price list.

J Select modesty panel color (only if polyester)

Refer to the **Product Color Options** page in this price list.

K Select base.

4EC	- 4 casters
4GB	- 4 black glides

Casters=2 locking/2 non-locking, black wheel,
silver hub

Contact KI Customer Service for specific models that are UL listed.

Special Carton Marking

With specially marked information N/C

Shipping

Ships knocked down, FOB Bonduel, WI 54107, freight prepaid. Freight class 125.

Specifications and prices are subject to change without prior notice.

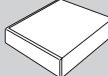
Pirouette® Tables w/Single Circuit Electrical - Fixed Height Base

Fixed Top-Chevron-29" High (Standard Height)



Pirouette® Tables w/Single Circuit Electrical - Fixed Height Base

Fixed Top-Chevron-29" High (Standard Height)

			MODEL NUMBER											
Features	A x B	Basic Model	Edge Style	Power Option	Modesty Panel	Edge Color	Surface Finish	Leg Finish	Module Color	Grommet Color	Polyester Modesty Panel Color	Base	Approx. Packaged Weight	74P Edge (74P)
T Base	30 X 60"	PAFCV3060	□□□	□□□	□□□	□□□	□□□	□□	□□□□	□□□□	□□□□	□□	89.0#	\$ 1158
T Base	30 X 72"	PAFCV3072	□□□	□□□	□□□	□□□	□□□	□□	□□□□	□□□□	□□□□	□□	106.0#	1268
Chevron Tables w/Single Circuit-30"D														
• One grommet or module per table unit														
• A trough, velcro wire managers, gangers and all electrical accessories (excluding infeed kits and table-to-table jumpers) are included														
• Infeed kits and table-to-table jumpers ordered separately														
• Tables are designed for maximum leg spacing for the length of the table														
• Chrome bases have polished alum. foot covers/polished alum. vertical wire mgrs (when applicable)														
• Fixed base at 29" high														
			A	B	C	D	E	F	G	H	I	J	K	

HOW TO ORDER

Indicate the following information on order form:

1. Quantity of each item.
2. Model number, including options. See "How To Build a Model Number".
3. Any special service required.

Note: • The ☐ indicates that a choice is required.

- The absence of the ☐ indicates that no choice is required.
- Alpha-numeric characters in place of ☐ indicate that no other alternatives are available.

HOW TO BUILD A MODEL NUMBER

- | | |
|----------|---|
| A | Select basic model. |
| B | Select edge style.
74P - 74P edge |
| C | Select power option.
PMA1 - Pattern module, Nacre pop-up (1)
; add \$695
PMB1 - Pattern module, Dubbel under-surface (1); add \$443
PMD1 - Pattern module, Dean in-surface (1); add \$528
PMO1 - Pattern module, Node in-surface (1); add \$414
PS2GA1 - Pattern black snap-in RPTs (2) & grommet, Nacre (1); add \$443
PS2MB1GA1 - Pattern black snap-in RPTs (2), Pattern Dubbel under-surface (1) & grommet, Nacre (1); add \$768 |
| D | Select modesty panel.
NMP - No modesty panel
PMP - Polyester felt modesty panel; add |

\$182

- E** Select edge color.
Refer to the **Product Color Options** page in this price list.
Edge color offerings are based on edge style selections.
- F** Select surface finish.
Refer to the **Product Color Options** page in this price list.
- G** Select leg finish.
Refer to the **Product Color Options** page in this price list.
- H** Select module color.
Refer to the **Product Color Options** page in this price list.
- I** Select grommet color.
Refer to the **Product Color Options** page in this price list.
- J** Select modesty panel color (only if polyester

felt panel is chosen).

Refer to the **Product Color Options** page in this price list.

- K** Select base.
- | | |
|------------|------------------|
| 4EC | - 4 casters |
| 4GB | - 4 black glides |
- Casters=2 locking/2 non-locking, black wheel,
silver hub

INFORMATION

Contact KI Customer Service for specific models that are UL listed.

SPECIAL SERVICES

Special Carton Marking

With specially marked information N/C

Shipping

Ships knocked down, FOB Bonduel, WI 54107, freight prepaid. Freight class 125.

Specifications and prices are subject to change without prior notice.

PAF3

Chevron Tables w/Single Circuit-24"H

- One grommet or module per table unit
- A trough, velcro wire managers, gangers and all electrical accessories (excluding infeed kits and table-to-table jumpers) are included
- Infeed kits and table-to-table jumpers ordered separately
- Recommended chair height for 36"H table is 24" stool
- Tables are designed for maximum leg spacing for the length of the table
- Chrome bases have polished alum. foot covers/polished alum. vertical wire mgrs (when applicable)
- Fixed base at 36" high

Indicate the following information on order form:

1. Quantity of each item.
2. Model number, including options. See "How To Build a Model Number".
3. Any special service required.

Note:

- The ☐ indicates that a choice is required.
- The absence of the ☐ indicates that no choice is required.
- Alpha-numeric characters in place of ☐ indicate that no other alternatives are available.

A	Select basic model.
B	Select edge style. 74P - 74P edge
C	Select power option. PMA1 - Pattern module, Nacre pop-up (1) ; add \$695 PMB1 - Pattern module, Dubbel under-surface (1); add \$443 PMD1 - Pattern module, Dean in-surface (1); add \$528 PMO1 - Pattern module, Node in-surface (1); add \$414 PS2GA1 - Pattern black snap-in RPTs (2) & grommet, Nacre (1); add \$443 PS2MB1GA1 - Pattern black snap-in RPTs (2), Pattern Dubbel under-surface (1) & grommet, Nacre (1); add \$768
D	Select modesty panel. NMP - No modesty panel PMP - Polyester felt modesty panel; add

\$265 felt panel is chosen).
Refer to the **Product Color Options** page in this price list.

E Select edge color.
Refer to the **Product Color Options** page in this price list.
Edge color offerings are based on edge style selections.

F Select surface finish.
Refer to the **Product Color Options** page in this price list.

G Select leg finish.
Refer to the **Product Color Options** page in this price list.

H Select module color.
Refer to the **Product Color Options** page in this price list.

1 Select grommet color.
Refer to the **Product Color Options** page in this price list.

J Select modesty panel color (only if polyester)

Refer to the **Product Color Options** page in this price list.

K Select base.

4EC	- 4 casters
4GB	- 4 black glides

Casters=2 locking/2 non-locking, black wheel,
silver hub

Contact KI Customer Service for specific models that are UL listed.

Special Carton Marking

With specially marked information N/C

Shipping

Ships knocked down, FOB Bonduel, WI 54107, freight prepaid. Freight class 125.

Specifications and prices are subject to change without prior notice.

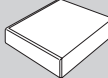
Pirouette® Tables w/Single Circuit Electrical - Fixed Height Base

Fixed Top-Chevron-36” High (Counter Height)



Pirouette® Tables w/Single Circuit Electrical - Fixed Height Base

Fixed Top-Chevron-36” High (Counter Height)

			MODEL NUMBER											<div></div>		
			Basic Model	Edge Style	Power Option	Modesty Panel	Edge Color	Surface Finish	Leg Finish	Module Color	Grommet Color	Polyester Modesty Panel Color	Base			
Features	A x B														Approx. Packaged Weight	74P Edge (74P)
PAF3	T Base	30 X 60"	PAFCV3060H36	<input type="checkbox"/> <input type="checkbox"/> <input type="checkbox"/>	<input type="checkbox"/> <input type="checkbox"/> <input type="checkbox"/>	<input type="checkbox"/> <input type="checkbox"/> <input type="checkbox"/>	<input type="checkbox"/> <input type="checkbox"/>	<input type="checkbox"/> <input type="checkbox"/> <input type="checkbox"/>	<input type="checkbox"/> <input type="checkbox"/>	<input type="checkbox"/> <input type="checkbox"/> <input type="checkbox"/>	<input type="checkbox"/> <input type="checkbox"/> <input type="checkbox"/> <input type="checkbox"/>	<input type="checkbox"/> <input type="checkbox"/> <input type="checkbox"/> <input type="checkbox"/>	<input type="checkbox"/> <input type="checkbox"/>		91.0#	\$ 1331
	T Base	30 X 72"	PAFCV3072H36	<input type="checkbox"/> <input type="checkbox"/> <input type="checkbox"/>	<input type="checkbox"/> <input type="checkbox"/> <input type="checkbox"/>	<input type="checkbox"/> <input type="checkbox"/> <input type="checkbox"/>	<input type="checkbox"/> <input type="checkbox"/>	<input type="checkbox"/> <input type="checkbox"/> <input type="checkbox"/>	<input type="checkbox"/> <input type="checkbox"/>	<input type="checkbox"/> <input type="checkbox"/> <input type="checkbox"/>	<input type="checkbox"/> <input type="checkbox"/> <input type="checkbox"/> <input type="checkbox"/>	<input type="checkbox"/> <input type="checkbox"/> <input type="checkbox"/> <input type="checkbox"/>	<input type="checkbox"/> <input type="checkbox"/>		108.0#	1442
Chevron Tables w/Single Circuit-30"D																
• One grommet or module per table unit																
• A trough, velcro wire managers, gangers and all electrical accessories (excluding infeed kits and table-to-table jumpers) are included																
• Infeed kits and table-to-table jumpers ordered separately																
• Recommended chair height for 36"H table is 24" stool																
• Tables are designed for maximum leg spacing for the length of the table																
• Chrome bases have polished alum. foot covers/polished alum. vertical wire mgrs (when applicable)																
• Fixed base at 36" high																
			A	B	C	D	E	F	G	H	I	J	K			

HOW TO ORDER

Indicate the following information on order form:

- Quantity of each item.
- Model number, including options. See “How To Build a Model Number”.
- Any special service required.

Note:

- The ☐ indicates that a choice is required.
- The absence of the ☐ indicates that no choice is required.
- Alpha-numeric characters in place of ☐ indicate that no other alternatives are available.

HOW TO BUILD A MODEL NUMBER

- A**Select basic model.
- B**Select edge style.

74P - 74P edge
- C**Select power option.

PMA1 - Pattern module, Nacre pop-up (1) ; add \$695

PMB1 - Pattern module, Dubbel under-surface (1) ; add \$443

PMD1 - Pattern module, Dean in-surface (1) ; add \$528

PMO1 - Pattern module, Node in-surface (1) ; add \$414

PS2GA1 - Pattern black snap-in RPTs (2) & grommet, Nacre (1); add \$443

PS2MB1GA1 - Pattern black snap-in RPT's (2), Pattern Dubbel under-surface (1) & grommet, Nacre (1); add \$768
- D**Select modesty panel.

NMP - No modesty panel

PMP - Polyester felt modesty panel; add

- \$265
- E**Select edge color.

Refer to the **Product Color Options** page in this price list.

Edge color offerings are based on edge style selections.
- F**Select surface finish.

Refer to the **Product Color Options** page in this price list.
- G**Select leg finish.

Refer to the **Product Color Options** page in this price list.
- H**Select module color.

Refer to the **Product Color Options** page in this price list.
- I**Select grommet color.

Refer to the **Product Color Options** page in this price list.
- J**Select modesty panel color (only if polyester felt panel is chosen).

Refer to the **Product Color Options** page in this price list.

INFORMATION

Contact KI Customer Service for specific models that are UL listed.

SPECIAL SERVICES

Special Carton Marking

With specially marked informationN/C

Shipping

Ships **knocked down, FOB Bonduel, WI 54107, freight prepaid.** Freight class 125.

Specifications and prices are subject to change without prior notice.

Pirouette® Tables w/Single Circuit Electrical - Fixed Height Base

Fixed Top-Chevron-42” High (Cafe Height)



Pirouette® Tables w/Single Circuit Electrical - Fixed Height Base

Fixed Top-Chevron-42” High (Cafe Height)

		MODEL NUMBER												
		Basic Model	Edge Style	Power Option	Modesty Panel	Edge Color	Surface Finish	Leg Finish	Module Color	Grommet Color	Polyester Modesty Panel Color	Base		
	Features	A x B												
	T Base	24 X 60”	PAFCV2460H42	<input type="checkbox"/> <input type="checkbox"/> <input type="checkbox"/>	<input type="checkbox"/> <input type="checkbox"/> <input type="checkbox"/>	<input type="checkbox"/> <input type="checkbox"/> <input type="checkbox"/>	<input type="checkbox"/> <input type="checkbox"/> <input type="checkbox"/>	<input type="checkbox"/> <input type="checkbox"/> <input type="checkbox"/>	<input type="checkbox"/> <input type="checkbox"/> <input type="checkbox"/>	<input type="checkbox"/> <input type="checkbox"/> <input type="checkbox"/> <input type="checkbox"/>	<input type="checkbox"/> <input type="checkbox"/> <input type="checkbox"/> <input type="checkbox"/>	<input type="checkbox"/> <input type="checkbox"/>	Approx. Packaged Weight	74P Edge (74P)
	T Base	24 X 72”	PAFCV2472H42	<input type="checkbox"/> <input type="checkbox"/> <input type="checkbox"/>	<input type="checkbox"/> <input type="checkbox"/> <input type="checkbox"/>	<input type="checkbox"/> <input type="checkbox"/> <input type="checkbox"/>	<input type="checkbox"/> <input type="checkbox"/> <input type="checkbox"/>	<input type="checkbox"/> <input type="checkbox"/> <input type="checkbox"/>	<input type="checkbox"/> <input type="checkbox"/> <input type="checkbox"/>	<input type="checkbox"/> <input type="checkbox"/> <input type="checkbox"/> <input type="checkbox"/>	<input type="checkbox"/> <input type="checkbox"/> <input type="checkbox"/> <input type="checkbox"/>	<input type="checkbox"/> <input type="checkbox"/>	81.0#	\$ 1180
													96.0#	1248
			A	B	C	D	E	F	G	H	I	J	K	

PAF4

Chevron Tables w/Single Circuit-24”D

- One grommet or module per table unit
- A trough, velcro wire managers, gangers and all electrical accessories (excluding infeed kits and table-to-table jumpers) are included
- Infeed kits and table-to-table jumpers ordered separately
- Recommended chair height for 42”H table is 30” stool
- Tables are designed for maximum leg spacing for the length of the table
- Chrome bases have polished alum. foot covers/polished alum. vertical wire mgrs (when applicable)
- Fixed base at 42” high

HOW TO ORDER

Indicate the following information on order form:

1. Quantity of each item.
2. Model number, including options. See “How To Build a Model Number”.
3. Any special service required.

Note:

- The ☐ indicates that a choice is required.
- The absence of the ☐ indicates that no choice is required.
- Alpha-numeric characters in place of ☐ indicate that no other alternatives are available.

HOW TO BUILD A MODEL NUMBER

- A**Select basic model.
- B**Select edge style.

74P- 74P edge
- C**Select power option.

PMA1- Pattern module, Nacre pop-up (1) ; add \$695

PMB1- Pattern module, Dubbel under-surface (1) ; add \$443

PMD1- Pattern module, Dean in-surface (1) ; add \$528

PMO1- Pattern module, Node in-surface (1) ; add \$414

PS2GA1- Pattern black snap-in RPTs (2) & grommet, Nacre (1); add \$443

PS2MB1GA1- Pattern black snap-in RPT's (2), Pattern Dubbel under-surface (1) & grommet, Nacre (1); add \$768
- D**Select modesty panel.

NMP- No modesty panel

PMP- Polyester felt modesty panel; add

- \$265
- E**Select edge color.

Refer to the **Product Color Options** page in this price list.
- Edge color offerings are based on edge style selections.
- F**Select surface finish.

Refer to the **Product Color Options** page in this price list.
- G**Select leg finish.

Refer to the **Product Color Options** page in this price list.
- H**Select module color.

Refer to the **Product Color Options** page in this price list.
- I**Select grommet color.

Refer to the **Product Color Options** page in this price list.
- J**Select modesty panel color (only if polyester

- felt panel is chosen).
- Refer to the **Product Color Options** page in this price list.
- K**Select base.

4EC- 4 casters

4GB- 4 black glides

Casters=2 locking/2 non-locking, black wheel, silver hub

INFORMATION

Contact KI Customer Service for specific models that are UL listed.

SPECIAL SERVICES

Special Carton Marking

With specially marked information N/C

Shipping

Ships **knocked down, FOB Bonduel, WI 54107, freight prepaid.** Freight class 125.

Specifications and prices are subject to change without prior notice.

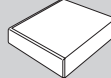
Pirouette® Tables w/Single Circuit Electrical - Fixed Height Base

Fixed Top-Chevron-42” High (Cafe Height)



Pirouette® Tables w/Single Circuit Electrical - Fixed Height Base

Fixed Top-Chevron-42” High (Cafe Height)

			MODEL NUMBER											<div></div>		
			Basic Model	Edge Style	Power Option	Modesty Panel	Edge Color	Surface Finish	Leg Finish	Module Color	Grommet Color	Polyester Modesty Panel Color	Base			
Features	A x B														Approx. Packaged Weight	74P Edge (74P)
PAF4	T Base	30 X 60"	PAFCV3060H42	<input type="checkbox"/> <input type="checkbox"/> <input type="checkbox"/>	<input type="checkbox"/> <input type="checkbox"/> <input type="checkbox"/>	<input type="checkbox"/> <input type="checkbox"/> <input type="checkbox"/>	<input type="checkbox"/> <input type="checkbox"/>	<input type="checkbox"/> <input type="checkbox"/> <input type="checkbox"/>	<input type="checkbox"/> <input type="checkbox"/>	<input type="checkbox"/> <input type="checkbox"/> <input type="checkbox"/>	<input type="checkbox"/> <input type="checkbox"/> <input type="checkbox"/> <input type="checkbox"/>	<input type="checkbox"/> <input type="checkbox"/> <input type="checkbox"/> <input type="checkbox"/>	<input type="checkbox"/> <input type="checkbox"/>		93.0#	\$ 1329
	T Base	30 X 72"	PAFCV3072H42	<input type="checkbox"/> <input type="checkbox"/> <input type="checkbox"/>	<input type="checkbox"/> <input type="checkbox"/> <input type="checkbox"/>	<input type="checkbox"/> <input type="checkbox"/> <input type="checkbox"/>	<input type="checkbox"/> <input type="checkbox"/>	<input type="checkbox"/> <input type="checkbox"/> <input type="checkbox"/>	<input type="checkbox"/> <input type="checkbox"/>	<input type="checkbox"/> <input type="checkbox"/> <input type="checkbox"/>	<input type="checkbox"/> <input type="checkbox"/> <input type="checkbox"/> <input type="checkbox"/>	<input type="checkbox"/> <input type="checkbox"/> <input type="checkbox"/> <input type="checkbox"/>	<input type="checkbox"/> <input type="checkbox"/>		110.0#	1452
Chevron Tables w/Single Circuit-30"D																
• One grommet or module per table unit																
• A trough, velcro wire managers, gangers and all electrical accessories (excluding infeed kits and table-to-table jumpers) are included																
• Infeed kits and table-to-table jumpers ordered separately																
• Recommended chair height for 42"H table is 30" stool																
• Tables are designed for maximum leg spacing for the length of the table																
• Chrome bases have polished alum. foot covers/polished alum. vertical wire mgrs (when applicable)																
• Fixed base at 42" high																
			A	B	C	D	E	F	G	H	I	J	K			

HOW TO ORDER

Indicate the following information on order form:

- Quantity of each item.
- Model number, including options. See “How To Build a Model Number”.
- Any special service required.

Note:

- The ☐ indicates that a choice is required.
- The absence of the ☐ indicates that no choice is required.
- Alpha-numeric characters in place of ☐ indicate that no other alternatives are available.

HOW TO BUILD A MODEL NUMBER

- A**Select basic model.
- B**Select edge style.

74P- 74P edge
- C**Select power option.

PMA1- Pattern module, Nacre pop-up (1) ; add \$695

PMB1- Pattern module, Dubbel under-surface (1) ; add \$443

PMD1- Pattern module, Dean in-surface (1) ; add \$528

PMO1- Pattern module, Node in-surface (1) ; add \$414

PS2GA1- Pattern black snap-in RPTs (2) & grommet, Nacre (1); add \$443

PS2MB1GA1- Pattern black snap-in RPT's (2), Pattern Dubbel under-surface (1) & grommet, Nacre (1); add \$768
- D**Select modesty panel.

NMP- No modesty panel

PMP- Polyester felt modesty panel; add

- \$265
- E**Select edge color.

Refer to the **Product Color Options** page in this price list.

Edge color offerings are based on edge style selections.
- F**Select surface finish.

Refer to the **Product Color Options** page in this price list.
- G**Select leg finish.

Refer to the **Product Color Options** page in this price list.
- H**Select module color.

Refer to the **Product Color Options** page in this price list.
- I**Select grommet color.

Refer to the **Product Color Options** page in this price list.
- J**Select modesty panel color (only if polyester

felt panel is chosen).
Refer to the **Product Color Options** page in this price list.

KSelect base.

4EC- 4 casters

4GB- 4 black glides

Casters=2 locking/2 non-locking, black wheel, silver hub

INFORMATION
Contact KI Customer Service for specific models that are UL listed.

SPECIAL SERVICES

Special Carton Marking

With specially marked informationN/C

Shipping

Ships **knocked down, FOB Bonduel, WI 54107, freight prepaid.** Freight class 125.

Specifications and prices are subject to change without prior notice.

Pirouette® Tables w/Single Circuit Electrical - Fixed Height Base

Fixed Top-Scale Up-29" High (Standard Height)



Pirouette® Tables w/Single Circuit Electrical - Fixed Height Base

Fixed Top-Scale Up-29" High (Standard Height)

		MODEL NUMBER										<div>Approx. Packaged Weight</div> <div>74P Edge (74P)</div>	
		Basic Model	Edge Style	Power Option	Modesty Panel	Edge Color	Surface Finish	Leg Finish	Module Color	Grommet Color	Base		
<div><p>PAFT</p><p>Scale Up Tables w/Single Circuit-30"D</p><ul style="list-style-type: none">• One grommet or module per table unit• A trough, velcro wire managers, gangers and all electrical accessories (excluding infeed kits and table-to-table jumpers) are included• Infeed kits and table-to-table jumpers ordered separately• 3 tables form an 84" dia pod design to seat up to 9 people• Chrome bases have polished alum. foot covers/polished alum. vertical wire mgrs (when applicable)• Fixed base at 29" high</div>	Features	A x B	PAFS3072	<input type="checkbox"/> <input type="checkbox"/> <input type="checkbox"/>	<input type="checkbox"/> <input type="checkbox"/> <input type="checkbox"/>	NMP	<input type="checkbox"/> <input type="checkbox"/> <input type="checkbox"/>	<input type="checkbox"/> <input type="checkbox"/> <input type="checkbox"/>	<input type="checkbox"/> <input type="checkbox"/>	<input type="checkbox"/> <input type="checkbox"/> <input type="checkbox"/> <input type="checkbox"/>	<input type="checkbox"/> <input type="checkbox"/> <input type="checkbox"/> <input type="checkbox"/>	64.0#	\$ 1241
	T Base	30 X 72"											
			A	B	C	D	E	F	G	H	I	J	

HOW TO ORDER

- Indicate the following information on order form:
1. Quantity of each item.
 2. Model number, including options. See "How To Build a Model Number".
 3. Any special service required.

Note: • The ☐ indicates that a choice is required.

- The absence of the ☐ indicates that no choice is required.
- Alpha-numeric characters in place of ☐ indicate that no other alternatives are available.

HOW TO BUILD A MODEL NUMBER

- A**Select basic model.
- B**Select edge style.
74P - 74P edge
- C**Select power option.
PMA1 - Pattern module, Nacre pop-up (1) ; add \$695
PMB1 - Pattern module, Dubbel under-surface (1) ; add \$443
PMD1 - Pattern module, Dean in-surface (1) ; add \$528
PMO1 - Pattern module, Node in-surface (1) ; add \$414
PS2GA1 - Pattern black snap-in RPTs (2) & grommet, Nacre (1); add \$443
PS2MB1GA1 - Pattern black snap-in RPT's (2), Pattern Dubbel under-surface (1) & grommet, Nacre (1); add \$768
- D**Select modesty panel.
NMP - No modesty panel

- E**Select edge color.
Refer to the **Product Color Options** page in this price list.
Edge color offerings are based on edge style selections.
- F**Select surface finish.
Refer to the **Product Color Options** page in this price list.
- G**Select leg finish.
Refer to the **Product Color Options** page in this price list.
- H**Select module color.
Refer to the **Product Color Options** page in this price list.
- I**Select grommet color.
Refer to the **Product Color Options** page in this price list.
- J**Select base finish.
4EC - 4 casters
4GB - 4 black glides

Casters=2 locking/2 non-locking, black wheel, silver hub

INFORMATION

LEG CLEARANCE		
Table Length /	From Table Edge /	Inside Leg
72"	14.75	38.75

INFORMATION

Contact KI Customer Service for specific models that are UL listed.

SPECIAL SERVICES

Special Carton Marking

With specially marked information N/C

Shipping
Ships **knocked down, FOB Bonduel, WI 54107, freight prepaid.** Freight class 125.

Specifications and prices are subject to change without prior notice.

Technical drawing of a table. The drawing shows a perspective view of the table on the left and a top-down view on the right. The top-down view is labeled with dimension A for the width and dimension B for the depth.

- One grommet or module per table unit
- A trough, velcro wire managers, gangers and all electrical accessories (excluding infeed kits and table-to-table jumpers) are included
- Infeed kits and table-to-table jumpers ordered separately
- Tables are designed for maximum leg spacing for length of table
- Chrome bases have polished alum. foot covers/polished alum. vertical wire mgrs (when applicable)
- Nesting base at 29" high

- One grommet or module per table unit
- A trough, velcro wire managers, gangers and all electrical accessories (excluding infeed kits and table-to-table jumpers) are included
- Infeed kits and table-to-table jumpers ordered separately
- Tables are designed for maximum leg spacing for length of table
- Chrome bases have polished alum. foot covers/polished alum. vertical wire mgrs (when applicable)
- Nesting base at 29" high

Indicate the following information on order form:

1. Quantity of each item.
2. Model number, including options. See "How To Build a Model Number".
3. Any special service required.

Note:

- The ☐ indicates that a choice is required.
- The absence of the ☐ indicates that no choice is required.
- Alpha-numeric characters in place of ☐ indicate that no other alternatives are available.

\$182

- | | |
|----------|---|
| A | Select basic model. |
| B | Select edge style.
74P - 74P edge |
| C | Select power option.
PMA1 - Pattern module, Nacre pop-up (1) ; add \$660
PMB1 - Pattern module, Dubbel under-surface (1) ; add \$408
PMD1 - Pattern module, Dean in-surface (1) ; add \$491
PMO1 - Pattern module, Node in-surface (1) ; add \$384
PS1GA1 - Pattern black snap-in RPT (1) & grommet, Nacre (1); add \$276
PS1MB1GA1 - Pattern black snap-in RPT (1), Pattern Dubbel under-surface (1) & grommet, Nacre (1); add \$683 |
| D | Select modesty panel.
NMP - No modesty panel
PMP - Polyester felt modesty panel; add |

- E** Select edge color.
Refer to the **Product Color Options** page in this price list.
Edge color offerings are based on edge style selections.
- F** Select surface finish.
Refer to the **Product Color Options** page in this price list.
- G** Select leg finish.
Refer to the **Product Color Options** page in this price list.
- H** Select module color.
Refer to the **Product Color Options** page in this price list.
- I** Select grommet color.
Refer to the **Product Color Options** page in this price list.
- J** Select modesty panel color (only if polyester

Refer to the **Product Color Options** page in this price list.

K Select base.

4EC	- 4 casters
4GB	- 4 black glides

Casters=2 locking/2 non-locking, black wheel, silver hub

LEG CLEARANCE

Table Length / From Table Edge / Inside Leg		
30"	0.75	24
36"	0.75	30
42"	3.75	30
48"	0.75	42
54"	3.75	42
60"	0.75	54
66"	3.75	54
72"	0.75	66

Contact KI Customer Service for specific models that are UL listed.

Special Carton Marking

With specially marked information	N/C
-----------------------------------	-----

Shipping

Ships knocked down, FOB Bonduel, WI 54107, freight prepaid. Freight class 125.

Specifications and prices are subject to change without prior notice.

Pirouette® Tables w/Single Circuit Electrical - Fixed Height Base

Nesting Top-Rectangular-29" High (Training)



Pirouette® Tables w/Single Circuit Electrical - Fixed Height Base

Nesting Top-Rectangular-29" High (Training)

			MODEL NUMBER												
			Basic Model	Edge Style	Power Option	Modesty Panel	Edge Color	Surface Finish	Leg Finish	Module Color	Grommet Color	Base			
	Features	A x B													
	T Base	36 X 36"	PANR3636T	<input type="checkbox"/> <input type="checkbox"/> <input type="checkbox"/>	<input type="checkbox"/> <input type="checkbox"/> <input type="checkbox"/>	NMP	<input type="checkbox"/> <input type="checkbox"/> <input type="checkbox"/>	<input type="checkbox"/> <input type="checkbox"/> <input type="checkbox"/>	<input type="checkbox"/> <input type="checkbox"/>	<input type="checkbox"/> <input type="checkbox"/> <input type="checkbox"/> <input type="checkbox"/>	<input type="checkbox"/> <input type="checkbox"/> <input type="checkbox"/> <input type="checkbox"/>	<input type="checkbox"/> <input type="checkbox"/>	Approx. Packaged Weight	74P Edge (74P)	
	T Base	36 X 42"	PANR3642T	<input type="checkbox"/> <input type="checkbox"/> <input type="checkbox"/>	<input type="checkbox"/> <input type="checkbox"/> <input type="checkbox"/>	NMP	<input type="checkbox"/> <input type="checkbox"/> <input type="checkbox"/>	<input type="checkbox"/> <input type="checkbox"/> <input type="checkbox"/>	<input type="checkbox"/> <input type="checkbox"/>	<input type="checkbox"/> <input type="checkbox"/> <input type="checkbox"/> <input type="checkbox"/>	<input type="checkbox"/> <input type="checkbox"/> <input type="checkbox"/> <input type="checkbox"/>	<input type="checkbox"/> <input type="checkbox"/>	89.0#	\$ 1413	
													96.0#	1465	
			A	B	C	D	E	F	G	H	I	J			

PANT
Rectangle Table w/Single Circuit-36"D

- One grommet or module per table unit
- A trough, velcro wire managers, gangers and all electrical accessories (excluding infeed kits and table-to-table jumpers) are included
- Infeed kits and table-to-table jumpers ordered separately
- Tables are designed for maximum leg spacing for length of table
- Chrome bases have polished alum. foot covers/polished alum. vertical wire mgrs (when applicable)
- Nesting base at 29" high

HOW TO ORDER

Indicate the following information on order form:
1. Quantity of each item.
2. Model number, including options. See "How To Build a Model Number".
3. Any special service required.

Note: • The ☐ indicates that a choice is required.
• The absence of the ☐ indicates that no choice is required.
• Alpha-numeric characters in place of ☐ indicate that no other alternatives are available.

HOW TO BUILD A MODEL NUMBER

- A**Select basic model.
- B**Select edge style.
74P - 74P edge
- C**Select power option.
PMA1 - Pattern module, Nacre pop-up (1) ; add \$660
PMB1 - Pattern module, Dubbel under-surface (1) ; add \$408
PMD1 - Pattern module, Dean in-surface (1) ; add \$491
PMO1 - Pattern module, Node in-surface (1) ; add \$384
PS1GA1 - Pattern black snap-in RPT (1) & grommet, Nacre (1); add \$276
PS1MB1GA1 - Pattern black snap-in RPT (1), Pattern Dubbel under-surface (1) & grommet, Nacre (1); add \$683
- D**Select modesty panel.
NMP - No modesty panel
- E**Select edge color.
Refer to the **Product Color Options** page in this price list.
Edge color offerings are based on edge style selections.
- F**Select surface finish.
Refer to the **Product Color Options** page in this price list.
- G**Select leg finish.
Refer to the **Product Color Options** page in this price list.
- H**Select module color.
Refer to the **Product Color Options** page in this price list.
- I**Select grommet color.
Refer to the **Product Color Options** page in this price list.
- J**Select base.
4EC - 4 casters
4GB - 4 black glides

Casters=2 locking/2 non-locking, black wheel, silver hub

INFORMATION

LEG CLEARANCE		
Table Length / From Table Edge / Inside Leg		
30"	0.75	24
36"	0.75	30
42"	3.75	30
48"	0.75	42
54"	3.75	42
60"	0.75	54
66"	3.75	54
72"	0.75	66

INFORMATION

Contact KI Customer Service for specific models that are UL listed.

SPECIAL SERVICES

Special Carton Marking

With specially marked information N/C

Shipping
Ships **knocked down, FOB Bonduel, WI 54107, freight prepaid.** Freight class 125.

Specifications and prices are subject to change without prior notice.

Pirouette® Tables w/Single Circuit Electrical - Fixed Height Base

Nesting Top-Rectangular-29" High (Training)



Pirouette® Tables w/Single Circuit Electrical - Fixed Height Base

Nesting Top-Rectangular-29" High (Training)

			MODEL NUMBER													
			Basic Model	Edge Style	Power Option	Modesty Panel	Edge Color	Surface Finish	Leg Finish	Module Color	Grommet Color	Polyester Modesty Panel Color	Base			
Features	A x B															
	T Base	24 X 48"	PANR2448T	<input type="checkbox"/>	<input type="checkbox"/>	<input type="checkbox"/>	<input type="checkbox"/>	<input type="checkbox"/>	<input type="checkbox"/>	<input type="checkbox"/>	<input type="checkbox"/>	<input type="checkbox"/>	<input type="checkbox"/>	87.0#	\$ 1317	
	T Base	24 X 54"	PANR2454T	<input type="checkbox"/>	<input type="checkbox"/>	<input type="checkbox"/>	<input type="checkbox"/>	<input type="checkbox"/>	<input type="checkbox"/>	<input type="checkbox"/>	<input type="checkbox"/>	<input type="checkbox"/>	<input type="checkbox"/>	92.0#	1363	
	T Base	24 X 60"	PANR2460T	<input type="checkbox"/>	<input type="checkbox"/>	<input type="checkbox"/>	<input type="checkbox"/>	<input type="checkbox"/>	<input type="checkbox"/>	<input type="checkbox"/>	<input type="checkbox"/>	<input type="checkbox"/>	<input type="checkbox"/>	100.0#	1433	
	T Base	24 X 66"	PANR2466T	<input type="checkbox"/>	<input type="checkbox"/>	<input type="checkbox"/>	<input type="checkbox"/>	<input type="checkbox"/>	<input type="checkbox"/>	<input type="checkbox"/>	<input type="checkbox"/>	<input type="checkbox"/>	<input type="checkbox"/>	105.0#	1476	
	T Base	24 X 72"	PANR2472T	<input type="checkbox"/>	<input type="checkbox"/>	<input type="checkbox"/>	<input type="checkbox"/>	<input type="checkbox"/>	<input type="checkbox"/>	<input type="checkbox"/>	<input type="checkbox"/>	<input type="checkbox"/>	<input type="checkbox"/>	113.0#	1520	
<p>PANT</p> <p>Rectangle Table w/Single Circuit-24"D</p> <ul style="list-style-type: none">• One grommet or module per table unit• A trough, velcro wire managers, gangers and all electrical accessories (excluding infeed kits and table-to-table jumpers) are included• Infeed kits and table-to-table jumpers ordered separately• Tables are designed for maximum leg spacing for length of table• Chrome bases have polished alum. foot covers/polished alum. vertical wire mgrs (when applicable)• Nesting base at 29" high																
<p>PANT</p> <p>Rectangle Table w/Single Circuit-30"D</p> <ul style="list-style-type: none">• One grommet or module per table unit• A trough, velcro wire managers, gangers and all electrical accessories (excluding infeed kits and table-to-table jumpers) are included• Infeed kits and table-to-table jumpers ordered separately• Tables are designed for maximum leg spacing for length of table• Chrome bases have polished alum. foot covers/polished alum. vertical wire mgrs (when applicable)• Nesting base at 29" high	T Base	30 X 48"	PANR3048T	<input type="checkbox"/>	<input type="checkbox"/>	NMP	<input type="checkbox"/>	<input type="checkbox"/>	<input type="checkbox"/>	<input type="checkbox"/>	<input type="checkbox"/>		<input type="checkbox"/>	97.0#	\$ 1363	
	T Base	30 X 54"	PANR3054T	<input type="checkbox"/>	<input type="checkbox"/>	NMP	<input type="checkbox"/>	<input type="checkbox"/>	<input type="checkbox"/>	<input type="checkbox"/>	<input type="checkbox"/>		<input type="checkbox"/>	103.0#	1426	
	T Base	30 X 60"	PANR3060T	<input type="checkbox"/>	<input type="checkbox"/>	NMP	<input type="checkbox"/>	<input type="checkbox"/>	<input type="checkbox"/>	<input type="checkbox"/>	<input type="checkbox"/>		<input type="checkbox"/>	112.0#	1465	
	T Base	30 X 66"	PANR3066T	<input type="checkbox"/>	<input type="checkbox"/>	NMP	<input type="checkbox"/>	<input type="checkbox"/>	<input type="checkbox"/>	<input type="checkbox"/>	<input type="checkbox"/>		<input type="checkbox"/>	118.0#	1503	
	T Base	30 X 72"	PANR3072T	<input type="checkbox"/>	<input type="checkbox"/>	NMP	<input type="checkbox"/>	<input type="checkbox"/>	<input type="checkbox"/>	<input type="checkbox"/>	<input type="checkbox"/>		<input type="checkbox"/>	127.0#	1522	
			A	B	C	D	E	F	G	H	I	J	K			

HOW TO ORDER

- Indicate the following information on order form:
1. Quantity of each item.
 2. Model number, including options. See "How To Build a Model Number".
 3. Any special service required.

Note: • The ☐ indicates that a choice is required.

- The absence of the ☐ indicates that no choice is required.
- Alpha-numeric characters in place of ☐ indicate that no other alternatives are available.

HOW TO BUILD A MODEL NUMBER

- A**Select basic model.
- B**Select edge style.
74P - 74P edge
- C**Select power option.
PMA1 - Pattern module, Nacre pop-up (1) ; add \$695
PMB1 - Pattern module, Dubbel under-surface (1) ; add \$443
PMD1 - Pattern module, Dean in-surface (1) ; add \$528
PMO1 - Pattern module, Node in-surface (1) ; add \$414
PS2GA1 - Pattern black snap-in RPTs (2) & grommet, Nacre (1); add \$443
PS2MB1GA1 - Pattern black snap-in RPT's (2), Pattern Dubbel under-surface (1) & grommet, Nacre (1); add \$768
- D**Select modesty panel.
NMP - No modesty panel
PMP - Polyester felt modesty panel; add

- \$182
- E**Select edge color.
Refer to the **Product Color Options** page in this price list.
Edge color offerings are based on edge style selections.
- F**Select surface finish.
Refer to the **Product Color Options** page in this price list.
- G**Select leg finish.
Refer to the **Product Color Options** page in this price list.
- H**Select module color.
Refer to the **Product Color Options** page in this price list.
- I**Select grommet color.
Refer to the **Product Color Options** page in this price list.
- J**Select modesty panel color (only if polyester felt panel is chosen).
Refer to the **Product Color Options** page in this price list.
- K**Select base.
4EC - 4 casters
4GB - 4 black glides
Casters=2 locking/2 non-locking, black wheel, silver hub

INFORMATION

LEG CLEARANCE		
Table Length / From Table Edge / Inside Leg		
30"	0.75	24
36"	0.75	30
42"	3.75	30
48"	0.75	42
54"	3.75	42
60"	0.75	54
66"	3.75	54
72"	0.75	66

INFORMATION

Contact KI Customer Service for specific models that are UL listed.

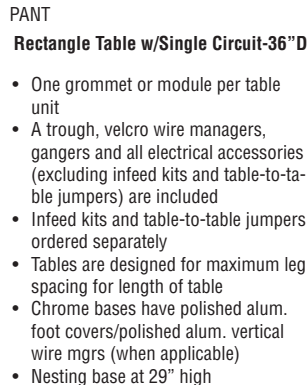
SPECIAL SERVICES

Special Carton Marking

With specially marked information N/C

Shipping
Ships **knocked down, FOB Bonduel, WI 54107, freight prepaid.** Freight class 125.

Specifications and prices are subject to change without prior notice.

[illegible]

Indicate the following information on order form:

1. Quantity of each item.
2. Model number, including options. See "How To Build a Model Number".
3. Any special service required.

- The absence of the ☐ indicates that no choice is required.
- Alpha-numeric characters in place of ☐ indicate that no other alternatives are available.

A Select basic model.

B Select edge style.
74P - 74P edge

C Select power option.

PMA1 - Pattern module, Nacre pop-up (1)
; add \$695

PMB1 - Pattern module, Dubbel under-surface (1); add \$443

PMD1 - Pattern module, Dean in-surface (1); add \$528

PMO1 - Pattern module, Node in-surface (1); add \$414

PS2GA1 - Pattern black snap-in RPTs (2) & grommet, Nacre (1); add \$443

PS2MB1GA1 - Pattern black snap-in RPTs (2), Pattern Dubbel under-surface (1) & grommet, Nacre (1); add \$768

D Select modesty panel.

NMP - No modesty panel

E Select edge color.
Refer to the **Product Color Options** page in this price list.
Edge color offerings are based on edge style selections.

F Select surface finish.
Refer to the **Product Color Options** page in this price list.

G Select leg finish.
Refer to the **Product Color Options** page in this price list.

H Select module color.
Refer to the **Product Color Options** page in this price list.

1 Select grommet color.
Refer to the **Product Color Options** page in this price list.

J Select base.

4EC	- 4 casters
4GB	- 4 black glides

Casters=2 locking/2 non-locking, black wheel, silver hub

LEG CLEARANCE

Table Length / From Table Edge / Inside Leg		
30"	0.75	24
36"	0.75	30
42"	3.75	30
48"	0.75	42
54"	3.75	42
60"	0.75	54
66"	3.75	54
72"	0.75	66

Contact KI Customer Service for specific models that are UL listed.

Special Carton Marking

With specially marked information N/C

Shipping

Ships knocked down, FOB Bonduel, WI 54107, freight prepaid. Freight class 125.

Specifications and prices are subject to change without prior notice.

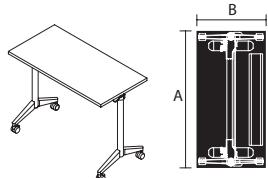
Pirouette® Tables w/Single Circuit Electrical - Fixed Height Base

Nesting Top-Rectangular-36” High (Counter Height)



Pirouette® Tables w/Single Circuit Electrical - Fixed Height Base

Nesting Top-Rectangular-36” High (Counter Height)

			MODEL NUMBER												
			Basic Model	Edge Style	Power Option	Modesty Panel	Edge Color	Surface Finish	Leg Finish	Module Color	Grommet Color	Polyester Modesty Panel Color	Base		
	Features	A x B													
	T Base	24 X 36”	PANR2436H36	<input type="checkbox"/> <input type="checkbox"/> <input type="checkbox"/>	<input type="checkbox"/> <input type="checkbox"/> <input type="checkbox"/>	<input type="checkbox"/> <input type="checkbox"/> <input type="checkbox"/>	<input type="checkbox"/>	<input type="checkbox"/> <input type="checkbox"/> <input type="checkbox"/>	<input type="checkbox"/>	<input type="checkbox"/> <input type="checkbox"/> <input type="checkbox"/>	<input type="checkbox"/> <input type="checkbox"/> <input type="checkbox"/>	<input type="checkbox"/> <input type="checkbox"/> <input type="checkbox"/>	<input type="checkbox"/> <input type="checkbox"/>	Approx. Packaged Weight	74P Edge (74P)
	T Base	24 X 42”	PANR2442H36	<input type="checkbox"/> <input type="checkbox"/> <input type="checkbox"/>	<input type="checkbox"/> <input type="checkbox"/> <input type="checkbox"/>	<input type="checkbox"/> <input type="checkbox"/> <input type="checkbox"/>	<input type="checkbox"/>	<input type="checkbox"/> <input type="checkbox"/> <input type="checkbox"/>	<input type="checkbox"/>	<input type="checkbox"/> <input type="checkbox"/> <input type="checkbox"/>	<input type="checkbox"/> <input type="checkbox"/> <input type="checkbox"/>	<input type="checkbox"/> <input type="checkbox"/> <input type="checkbox"/>	<input type="checkbox"/> <input type="checkbox"/>	76.0#	\$ 1259
														81.0#	1280
			A	B	C	D	E	F	G	H	I	J	K		

- PAN3
- Rectangle Table w/Single Circuit-24”D**
- One grommet or module per table unit
 - A trough, velcro wire managers, gangers and all electrical accessories (excluding infeed kits and table-to-table jumpers) are included
 - Infeed kits and table-to-table jumpers ordered separately
 - Recommended chair height for 36”H table is 24” stool
 - Tables are designed for maximum leg spacing for the length of the table
 - Chrome bases have polished alum. foot covers/polished alum. vertical wire mgrs (when applicable)
 - Nesting base at 36” high

HOW TO ORDER

Indicate the following information on order form:

1. Quantity of each item.
2. Model number, including options. See “How To Build a Model Number”.
3. Any special service required.

Note:

- The ☐ indicates that a choice is required.
- The absence of the ☐ indicates that no choice is required.
- Alpha-numeric characters in place of ☐ indicate that no other alternatives are available.

HOW TO BUILD A MODEL NUMBER

- A**Select basic model.
- B**Select edge style.
74P - 74P edge
- C**Select power option.
PMA1 - Pattern module, Nacre pop-up (1) ; add \$660
PMB1 - Pattern module, Dubbel under-surface (1) ; add \$408
PMD1 - Pattern module, Dean in-surface (1) ; add \$491
PMO1 - Pattern module, Node in-surface (1) ; add \$384
PS1GA1 - Pattern black snap-in RPT (1) & grommet, Nacre (1); add \$276
PS1MB1GA1 - Pattern black snap-in RPT (1), Pattern Dubbel under-surface (1) & grommet, Nacre (1); add \$683
- D**Select modesty panel.
NMP - No modesty panel
PMP - Polyester felt modesty panel; add

- \$265
- E**Select edge color.
Refer to the **Product Color Options** page in this price list.
Edge color offerings are based on edge style selections.
- F**Select surface finish.
Refer to the **Product Color Options** page in this price list.
- G**Select leg finish.
Refer to the **Product Color Options** page in this price list.
- H**Select module color.
Refer to the **Product Color Options** page in this price list.
- I**Select grommet color.
Refer to the **Product Color Options** page in this price list.
- J**Select modesty panel color (only if polyester felt panel is chosen).
Refer to the **Product Color Options** page in this price list.
- K**Select base.
4EC - 4 casters
4GB - 4 black glides
Casters=2 locking/2 non-locking, black wheel, silver hub

INFORMATION
Contact KI Customer Service for specific models that are UL listed.

SPECIAL SERVICES

Special Carton Marking

With specially marked information N/C

Shipping
Ships **knocked down, FOB Bonduel, WI 54107, freight prepaid.** Freight class 125.

Specifications and prices are subject to change without prior notice.

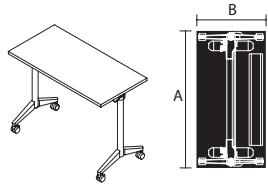
Pirouette® Tables w/Single Circuit Electrical - Fixed Height Base

Nesting Top-Rectangular-36” High (Counter Height)



Pirouette® Tables w/Single Circuit Electrical - Fixed Height Base

Nesting Top-Rectangular-36” High (Counter Height)

			MODEL NUMBER										<div>Approx. Packaged Weight</div> <div>74P Edge (74P)</div>	
			Basic Model	Edge Style	Power Option	Modesty Panel	Edge Color	Surface Finish	Leg Finish	Module Color	Grommet Color	Base		
<div><div>PAN3</div><div>Rectangle Table w/Single Circuit-30”D</div><ul style="list-style-type: none">• One grommet or module per table unit• A trough, velcro wire managers, gangers and all electrical accessories (excluding infeed kits and table-to-table jumpers) are included• Infeed kits and table-to-table jumpers ordered separately• Recommended chair height for 36”H table is 24” stool• Tables are designed for maximum leg spacing for the length of the table• Chrome bases have polished alum. foot covers/polished alum. vertical wire mgrs (when applicable)• Nesting base at 36” high</div>	Features	A x B												
	T Base	30 X 36”	PANR3036H36	<input type="checkbox"/> <input type="checkbox"/> <input type="checkbox"/>	<input type="checkbox"/> <input type="checkbox"/> <input type="checkbox"/>	NMP	<input type="checkbox"/> <input type="checkbox"/> <input type="checkbox"/>	<input type="checkbox"/> <input type="checkbox"/> <input type="checkbox"/>	<input type="checkbox"/>	<input type="checkbox"/> <input type="checkbox"/> <input type="checkbox"/> <input type="checkbox"/>	<input type="checkbox"/> <input type="checkbox"/> <input type="checkbox"/> <input type="checkbox"/>	<input type="checkbox"/> <input type="checkbox"/>	83.0#	\$ 1365
	T Base	30 X 42”	PANR3042H36	<input type="checkbox"/> <input type="checkbox"/> <input type="checkbox"/>	<input type="checkbox"/> <input type="checkbox"/> <input type="checkbox"/>	NMP	<input type="checkbox"/> <input type="checkbox"/> <input type="checkbox"/>	<input type="checkbox"/> <input type="checkbox"/> <input type="checkbox"/>	<input type="checkbox"/>	<input type="checkbox"/> <input type="checkbox"/> <input type="checkbox"/> <input type="checkbox"/>	<input type="checkbox"/> <input type="checkbox"/> <input type="checkbox"/> <input type="checkbox"/>	<input type="checkbox"/> <input type="checkbox"/>	89.0#	1424
			A	B	C	D	E	F	G	H	I	J		

HOW TO ORDER

Indicate the following information on order form:

1. Quantity of each item.
2. Model number, including options. See “How To Build a Model Number”.
3. Any special service required.

Note:

- The ☐ indicates that a choice is required.
- The absence of the ☐ indicates that no choice is required.
- Alpha-numeric characters in place of ☐ indicate that no other alternatives are available.

HOW TO BUILD A MODEL NUMBER

- A**Select basic model.
- B**Select edge style.

74P- 74P edge
- C**Select power option.

PMA1- Pattern module, Nacre pop-up (1) ; add \$660

PMB1- Pattern module, Dubbel under-surface (1) ; add \$408

PMD1- Pattern module, Dean in-surface (1) ; add \$491

PMO1- Pattern module, Node in-surface (1) ; add \$384

PS1GA1- Pattern black snap-in RPT (1) & grommet, Nacre (1); add \$276

PS1MB1GA1- Pattern black snap-in RPT (1), Pattern Dubbel under-surface (1) & grommet, Nacre (1); add \$683
- D**Select modesty panel.

NMP- No modesty panel
- E**Select edge color.

Refer to the **Product Color Options** page in this price list.

Edge color offerings are based on edge style selections.
- F**Select surface finish.

Refer to the **Product Color Options** page in this price list.
- G**Select leg finish.

Refer to the **Product Color Options** page in this price list.
- H**Select module color.

Refer to the **Product Color Options** page in this price list.
- I**Select grommet color.

Refer to the **Product Color Options** page in this price list.
- J**Select base.

4EC- 4 casters

4GB- 4 black glides
- Casters=2 locking/2 non-locking, black wheel, silver hub
- INFORMATION**
Contact KI Customer Service for specific models that are UL listed.
- SPECIAL SERVICES**

Special Carton Marking

With specially marked information N/C

Shipping
Ships **knocked down, FOB Bonduel, WI 54107, freight prepaid.** Freight class 125.
- Specifications and prices are subject to change without prior notice.

- One grommet or module per table unit
- A trough, velcro wire managers, gangers and all electrical accessories (excluding infeed kits and table-to-table jumpers) are included
- Infeed kits and table-to-table jumpers ordered separately
- Recommended chair height for 36"H table is 24" stool
- Tables are designed for maximum leg spacing for the length of the table
- Chrome bases have polished alum. foot covers/polished alum. vertical wire mgrs (when applicable)
- Nesting base at 36" high

Indicate the following information on order form:

1. Quantity of each item.
2. Model number, including options. See "How To Build a Model Number".
3. Any special service required.

- The ☐ indicates that a choice is required.
- The absence of the ☐ indicates that no choice is required.
- Alpha-numeric characters in place of ☐ indicate that no other alternatives are available.

A	Select basic model.
B	Select edge style. 74P - 74P edge
C	Select power option. PMA1 - Pattern module, Nacre pop-up (1) ; add \$695 PMB1 - Pattern module, Dubbel under-surface (1) ; add \$443 PMO1 - Pattern module, Dean in-surface (1) ; add \$528 PMO1 - Pattern module, Node in-surface (1) ; add \$414 PS2GA1 - Pattern black snap-in RPTs (2) & grommet, Nacre (1); add \$443 PS2MB1GA1 - Pattern black snap-in RPTs (2), Pattern Dubbel under-surface (1) & grommet, Nacre (1); add \$768
D	Select modesty panel. NMP - No modesty panel

E Select edge color.
Refer to the **Product Color Options** page in this price list.
Edge color offerings are based on edge style selections.

F Select surface finish.
Refer to the **Product Color Options** page in this price list.

G Select leg finish.
Refer to the **Product Color Options** page in this price list.

H Select module color.
Refer to the **Product Color Options** page in this price list.

1 Select grommet color.
Refer to the **Product Color Options** page in this price list.

J Select base.

4EC	- 4 casters
4GB	- 4 black glides

Casters=2 locking/2 non-locking, black wheel, silver hub

Contact KI Customer Service for specific models that are UL listed.

With specially marked information N/C

Ships knocked down, FOB Bonduel, WI 54107, freight prepaid. Freight class 125.

Specifications and prices are subject to change without prior notice.

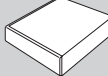
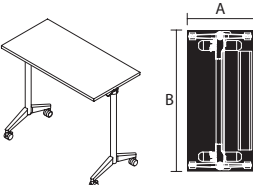
Pirouette® Tables w/Single Circuit Electrical - Fixed Height Base

Nesting Top-Rectangular-42” High (Cafe Height)



Pirouette® Tables w/Single Circuit Electrical - Fixed Height Base

Nesting Top-Rectangular-42” High (Cafe Height)

			MODEL NUMBER											<div></div>	
			Basic Model	Edge Style	Power Option	Modesty Panel	Edge Color	Surface Finish	Leg Finish	Module Color	Grommet Color	Polyester Modesty Panel Color	Base		
<div></div> <div>PAN4</div> <div>Rectangle Table w/Single Circuit-24”D</div> <div><ul style="list-style-type: none">• One grommet or module per table unit• A trough, velcro wire managers, gangers and all electrical accessories (excluding infeed kits and table-to-table jumpers) are included• Infeed kits and table-to-table jumpers ordered separately• Recommended chair height for 42”H table is 30” stool• Tables are designed for maximum leg spacing for the length of the table• Chrome bases have polished alum. foot covers/polished alum. vertical wire mgrs (when applicable)• Nesting base at 42” high</div>	Features	A x B	PANR2436H42	<input type="checkbox"/> <input type="checkbox"/> <input type="checkbox"/>	<input type="checkbox"/> <input type="checkbox"/> <input type="checkbox"/>	<input type="checkbox"/> <input type="checkbox"/> <input type="checkbox"/>	<input type="checkbox"/> <input type="checkbox"/> <input type="checkbox"/>	<input type="checkbox"/> <input type="checkbox"/> <input type="checkbox"/>	<input type="checkbox"/> <input type="checkbox"/> <input type="checkbox"/>	<input type="checkbox"/> <input type="checkbox"/> <input type="checkbox"/> <input type="checkbox"/>	<input type="checkbox"/> <input type="checkbox"/> <input type="checkbox"/> <input type="checkbox"/>	<input type="checkbox"/> <input type="checkbox"/>	Approx. Packaged Weight	74P Edge (74P)	
	T Base	24 X 36”	PANR2436H42	<input type="checkbox"/> <input type="checkbox"/> <input type="checkbox"/>	<input type="checkbox"/> <input type="checkbox"/> <input type="checkbox"/>	<input type="checkbox"/> <input type="checkbox"/> <input type="checkbox"/>	<input type="checkbox"/> <input type="checkbox"/> <input type="checkbox"/>	<input type="checkbox"/> <input type="checkbox"/> <input type="checkbox"/>	<input type="checkbox"/> <input type="checkbox"/> <input type="checkbox"/>	<input type="checkbox"/> <input type="checkbox"/> <input type="checkbox"/> <input type="checkbox"/>	<input type="checkbox"/> <input type="checkbox"/> <input type="checkbox"/> <input type="checkbox"/>	<input type="checkbox"/> <input type="checkbox"/>	78.0#	\$ 1312	
	T Base	24 X 42”	PANR2442H42	<input type="checkbox"/> <input type="checkbox"/> <input type="checkbox"/>	<input type="checkbox"/> <input type="checkbox"/> <input type="checkbox"/>	<input type="checkbox"/> <input type="checkbox"/> <input type="checkbox"/>	<input type="checkbox"/> <input type="checkbox"/> <input type="checkbox"/>	<input type="checkbox"/> <input type="checkbox"/> <input type="checkbox"/>	<input type="checkbox"/> <input type="checkbox"/> <input type="checkbox"/>	<input type="checkbox"/> <input type="checkbox"/> <input type="checkbox"/> <input type="checkbox"/>	<input type="checkbox"/> <input type="checkbox"/> <input type="checkbox"/> <input type="checkbox"/>	<input type="checkbox"/> <input type="checkbox"/>	83.0#	1333	
				A	B	C	D	E	F	G	H	I	J	K	

HOW TO ORDER

- Indicate the following information on order form:
1. Quantity of each item.
 2. Model number, including options. See “How To Build a Model Number”.
 3. Any special service required.

Note:

- The ☐ indicates that a choice is required.
- The absence of the ☐ indicates that no choice is required.
- Alpha-numeric characters in place of ☐ indicate that no other alternatives are available.

HOW TO BUILD A MODEL NUMBER

- A**Select basic model.
- B**Select edge style.

74P- 74P edge
- C**Select power option.

PMA1- Pattern module, Nacre pop-up (1) ; add \$660

PMB1- Pattern module, Dubbel under-surface (1) ; add \$408

PMD1- Pattern module, Dean in-surface (1) ; add \$491

PMO1- Pattern module, Node in-surface (1) ; add \$384

PS1GA1- Pattern black snap-in RPT (1) & grommet, Nacre (1); add \$276

PS1MB1GA1- Pattern black snap-in RPT (1), Pattern Dubbel under-surface (1) & grommet, Nacre (1); add \$683
- D**Select modesty panel.

NMP- No modesty panel

PMP- Polyester felt modesty panel; add

- \$265
- E**Select edge color.

Refer to the **Product Color Options** page in this price list.

Edge color offerings are based on edge style selections.
- F**Select surface finish.

Refer to the **Product Color Options** page in this price list.
- G**Select leg finish.

Refer to the **Product Color Options** page in this price list.
- H**Select module color.

Refer to the **Product Color Options** page in this price list.
- I**Select grommet color.

Refer to the **Product Color Options** page in this price list.
- J**Select modesty panel color (only if polyester felt panel is chosen).

Refer to the **Product Color Options** page in this price list.
- K**Select base.

4EC- 4 casters

4GB- 4 black glides

Casters=2 locking/2 non-locking, black wheel, silver hub

INFORMATION
Contact KI Customer Service for specific models that are UL listed.

SPECIAL SERVICES

Special Carton Marking

With specially marked information N/C

Shipping
Ships **knocked down, FOB Bonduel, WI 54107, freight prepaid.** Freight class 125.

Specifications and prices are subject to change without prior notice.

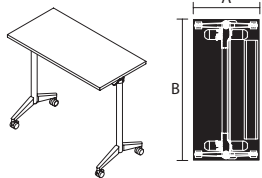
Pirouette® Tables w/Single Circuit Electrical - Fixed Height Base

Nesting Top-Rectangular-42” High (Cafe Height)



Pirouette® Tables w/Single Circuit Electrical - Fixed Height Base

Nesting Top-Rectangular-42” High (Cafe Height)

			MODEL NUMBER											
			Basic Model	Edge Style	Power Option	Modesty Panel	Edge Color	Surface Finish	Leg Finish	Module Color	Grommet Color	Base		
	Features	A x B											Approx. Packaged Weight	74P Edge (74P)
	T Base	30 X 36”	PANR3036H42	<input type="checkbox"/> <input type="checkbox"/> <input type="checkbox"/>	<input type="checkbox"/> <input type="checkbox"/> <input type="checkbox"/>	NMP	<input type="checkbox"/> <input type="checkbox"/> <input type="checkbox"/>	<input type="checkbox"/> <input type="checkbox"/> <input type="checkbox"/>	<input type="checkbox"/>	<input type="checkbox"/> <input type="checkbox"/> <input type="checkbox"/> <input type="checkbox"/>	<input type="checkbox"/> <input type="checkbox"/> <input type="checkbox"/> <input type="checkbox"/>	<input type="checkbox"/> <input type="checkbox"/>	85.0#	\$ 1420
	T Base	30 X 42”	PANR3042H42	<input type="checkbox"/> <input type="checkbox"/> <input type="checkbox"/>	<input type="checkbox"/> <input type="checkbox"/> <input type="checkbox"/>	NMP	<input type="checkbox"/> <input type="checkbox"/> <input type="checkbox"/>	<input type="checkbox"/> <input type="checkbox"/> <input type="checkbox"/>	<input type="checkbox"/>	<input type="checkbox"/> <input type="checkbox"/> <input type="checkbox"/> <input type="checkbox"/>	<input type="checkbox"/> <input type="checkbox"/> <input type="checkbox"/> <input type="checkbox"/>	<input type="checkbox"/> <input type="checkbox"/>	91.0#	1488
			A	B	C	D	E	F	G	H	I	J		

- PAN4
- Rectangle Table w/Single Circuit-30”D**
- One grommet or module per table unit
 - A trough, velcro wire managers, gangers and all electrical accessories (excluding infeed kits and table-to-table jumpers) are included
 - Infeed kits and table-to-table jumpers ordered separately
 - Recommended chair height for 42”H table is 30” stool
 - Tables are designed for maximum leg spacing for the length of the table
 - Chrome bases have polished alum. foot covers/polished alum. vertical wire mgrs (when applicable)
 - Nesting base at 42” high

HOW TO ORDER

Indicate the following information on order form:

1. Quantity of each item.
2. Model number, including options. See “How To Build a Model Number”.
3. Any special service required.

Note:

- The ☐ indicates that a choice is required.
- The absence of the ☐ indicates that no choice is required.
- Alpha-numeric characters in place of ☐ indicate that no other alternatives are available.

HOW TO BUILD A MODEL NUMBER

- A** Select basic model.
- B** Select edge style.
74P - 74P edge
- C** Select power option.
PMA1 - Pattern module, Nacre pop-up (1) ; add \$660
PMB1 - Pattern module, Dubbel under-surface (1) ; add \$408
PMD1 - Pattern module, Dean in-surface (1) ; add \$491
PMO1 - Pattern module, Node in-surface (1) ; add \$384
PS1GA1 - Pattern black snap-in RPT (1) & grommet, Nacre (1); add \$276
PS1MB1GA1 - Pattern black snap-in RPT (1), Pattern Dubbel under-surface (1) & grommet, Nacre (1); add \$683
- D** Select modesty panel.
NMP - No modesty panel
- E** Select edge color.
Refer to the **Product Color Options** page in this price list.
Edge color offerings are based on edge style selections.
- F** Select surface finish.
Refer to the **Product Color Options** page in this price list.
- G** Select leg finish.
Refer to the **Product Color Options** page in this price list.
- H** Select module color.
Refer to the **Product Color Options** page in this price list.
- I** Select grommet color.
Refer to the **Product Color Options** page in this price list.
- J** Select base.
4EC - 4 casters
4GB - 4 black glides

Casters=2 locking/2 non-locking, black wheel, silver hub

INFORMATION
Contact KI Customer Service for specific models that are UL listed.

SPECIAL SERVICES

Special Carton Marking

With specially marked information N/C

Shipping
Ships **knocked down, FOB Bonduel, WI 54107, freight prepaid.** Freight class 125.

Specifications and prices are subject to change without prior notice.

PAN4

Rectangle Table w/Single Circuit-24"D

- One grommet or module per table unit
- A trough, velcro wire managers, gangers and all electrical accessories (excluding infeed kits and table-to-table jumpers) are included
- Infeed kits and table-to-table jumpers ordered separately
- Recommended chair height for 42"H table is 30" stool
- Tables are designed for maximum leg spacing for the length of the table
- Chrome bases have polished alum. foot covers/polished alum. vertical wire mgtrs (when applicable)
- Nesting base at 42" high

Indicate the following information on order form:

1. Quantity of each item.
2. Model number, including options. See "How To Build a Model Number".
3. Any special service required.

Note:

- The ☐ indicates that a choice is required.
- The absence of the ☐ indicates that no choice is required.
- Alpha-numeric characters in place of ☐ indicate that no other alternatives are available.

A	Select basic model.
B	Select edge style. 74P - 74P edge
C	Select power option. PMA1 - Pattern module, Nacre pop-up (1) ; add \$695 PMB1 - Pattern module, Dubbel under-surface (1) ; add \$443 PMD1 - Pattern module, Dean in-surface (1) ; add \$528 PMD1 - Pattern module, Node in-surface (1) ; add \$414 PS2GA1 - Pattern black snap-in RPT's (2) & grommet, Nacre (1); add \$443 PS2MB1GA1 - Pattern black snap-in RPT's (2), Pattern Dubbel under-surface (1) & grommet, Nacre (1); add \$768
D	Select modesty panel. NMP - No modesty panel PMP - Polyester felt modesty panel; add

- E** Select edge color.
Refer to the **Product Color Options** page in this price list.
Edge color offerings are based on edge style selections.
- F** Select surface finish.
Refer to the **Product Color Options** page in this price list.
- G** Select leg finish.
Refer to the **Product Color Options** page in this price list.
- H** Select module color.
Refer to the **Product Color Options** page in this price list.
- I** Select grommet color.
Refer to the **Product Color Options** page in this price list.
- J** Select modesty panel color (only if polyester

Refer to the **Product Color Options** page in this price list.

K Select base.

4EC	- 4 casters
4GB	- 4 black glides

Casters=2 locking/2 non-locking, black wheel, silver hub

Contact KI Customer Service for specific models that are UL listed.

With specially marked information N/C

Ships knocked down, FOB Bonduel, WI 54107, freight prepaid. Freight class 125.

Specifications and prices are subject to change without prior notice.

PAN4

Rectangle Table w/Single Circuit-30"D

- One grommet or module per table unit
- A trough, velcro wire managers, gangers and all electrical accessories (excluding infeed kits and table-to-table jumpers) are included
- Infeed kits and table-to-table jumpers ordered separately
- Recommended chair height for 42"H table is 30" stool
- Tables are designed for maximum leg spacing for the length of the table
- Chrome bases have polished alum. foot covers/polished alum. vertical wire mgtrs (when applicable)
- Nesting base at 42" high

Indicate the following information on order form:

1. Quantity of each item.
2. Model number, including options. See "How To Build a Model Number".
3. Any special service required.

Note:

- The ☐ indicates that a choice is required.
- The absence of the ☐ indicates that no choice is required.
- Alpha-numeric characters in place of ☐ indicate that no other alternatives are available.

A Select basic model.

B Select edge style.
74P - 74P edge

C Select power option.

PMA1 - Pattern module, Nacre pop-up (1)
; add \$695

PMB1 - Pattern module, Dubbel under-surface (1) ; add \$443

PMD1 - Pattern module, Dean in-surface (1) ; add \$528

PMO1 - Pattern module, Node in-surface (1) ; add \$414

PS2GA1 - Pattern black snap-in RPTs (2) & grommet, Nacre (1); add \$443

PS2MB1GA1 - Pattern black snap-in RPTs (2), Pattern Dubbel under-surface (1) & grommet, Nacre (1); add \$768

D Select modesty panel.

NMP - No modesty panel

E Select edge color.
Refer to the **Product Color Options** page in this price list.
Edge color offerings are based on edge style selections.

F Select surface finish.
Refer to the **Product Color Options** page in this price list.

G Select leg finish.
Refer to the **Product Color Options** page in this price list.

H Select module color.
Refer to the **Product Color Options** page in this price list.

① Select grommet color.
Refer to the **Product Color Options** page in this price list.

J Select base.

4EC	- 4 casters
4GB	- 4 black glides

Casters=2 locking/2 non-locking, black wheel, silver hub

Contact KI Customer Service for specific models that are UL listed.

Special Carton Marking

With specially marked information N/C

Shipping

Ships knocked down, FOB Bonduel, WI 54107, freight prepaid. Freight class 125.

Specifications and prices are subject to change without prior notice.

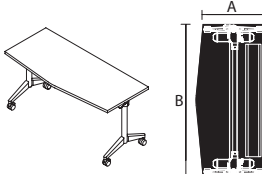
Pirouette® Tables w/Single Circuit Electrical - Fixed Height Base

Nesting Top-Chevron-29" High (Standard Height)



Pirouette® Tables w/Single Circuit Electrical - Fixed Height Base

Nesting Top-Chevron-29" High (Standard Height)

		MODEL NUMBER												
		Basic Model	Edge Style	Power Option	Modesty Panel	Edge Color	Surface Finish	Leg Finish	Module Color	Grommet Color	Polyester Modesty Panel Color	Base		
 <p>PANT Chevron Tables w/Single Circuit-24"D</p> <ul style="list-style-type: none">• One grommet or module per table unit• A trough, velcro wire managers, gangers and all electrical accessories (excluding infeed kits and table-to-table jumpers) are included• Infeed kits and table-to-table jumpers ordered separately• Tables are designed for maximum leg spacing for the length of the table• Chrome bases have polished alum. foot covers/polished alum. vertical wire mgrs (when applicable)• Nesting base at 29" high	Features	A x B												
	T Base	24 X 60"	PANCV2460	<input type="checkbox"/> <input type="checkbox"/> <input type="checkbox"/>	<input type="checkbox"/> <input type="checkbox"/> <input type="checkbox"/>	<input type="checkbox"/> <input type="checkbox"/> <input type="checkbox"/>	<input type="checkbox"/> <input type="checkbox"/> <input type="checkbox"/>	<input type="checkbox"/>	<input type="checkbox"/> <input type="checkbox"/> <input type="checkbox"/>	<input type="checkbox"/> <input type="checkbox"/> <input type="checkbox"/>	<input type="checkbox"/> <input type="checkbox"/> <input type="checkbox"/>	<input type="checkbox"/>	Approx. Packaged Weight	74P Edge (74P)
	T Base	24 X 72"	PANCV2472	<input type="checkbox"/> <input type="checkbox"/> <input type="checkbox"/>	<input type="checkbox"/> <input type="checkbox"/> <input type="checkbox"/>	<input type="checkbox"/> <input type="checkbox"/> <input type="checkbox"/>	<input type="checkbox"/> <input type="checkbox"/> <input type="checkbox"/>	<input type="checkbox"/>	<input type="checkbox"/> <input type="checkbox"/> <input type="checkbox"/>	<input type="checkbox"/> <input type="checkbox"/> <input type="checkbox"/>	<input type="checkbox"/> <input type="checkbox"/> <input type="checkbox"/>	<input type="checkbox"/>	103.0#	\$ 1407
													117.0#	1490

HOW TO ORDER

Indicate the following information on order form:

1. Quantity of each item.
2. Model number, including options. See "How To Build a Model Number".
3. Any special service required.

Note:

- The ☐ indicates that a choice is required.
- The absence of the ☐ indicates that no choice is required.
- Alpha-numeric characters in place of ☐ indicate that no other alternatives are available.

HOW TO BUILD A MODEL NUMBER

- A**Select basic model.
- B**Select edge style.

74P- 74P edge
- C**Select power option.

PMA1- Pattern module, Nacre pop-up (1) ; add \$695

PMB1- Pattern module, Dubbel under-surface (1) ; add \$443

PMD1- Pattern module, Dean in-surface (1) ; add \$528

PMO1- Pattern module, Node in-surface (1) ; add \$414

PS2GA1- Pattern black snap-in RPTs (2) & grommet, Nacre (1); add \$443

PS2MB1GA1- Pattern black snap-in RPT's (2), Pattern Dubbel under-surface (1) & grommet, Nacre (1); add \$768
- D**Select modesty panel.

NMP- No modesty panel

PMP- Polyester felt modesty panel; add

- \$182
- E**Select edge color.

Refer to the **Product Color Options** page in this price list.

Edge color offerings are based on edge style selections.
- F**Select surface finish.

Refer to the **Product Color Options** page in this price list.
- G**Select leg finish.

Refer to the **Product Color Options** page in this price list.
- H**Select module color.

Refer to the **Product Color Options** page in this price list.
- I**Select grommet color.

Refer to the **Product Color Options** page in this price list.
- J**Select modesty panel color (only if polyester

felt panel is chosen).
Refer to the **Product Color Options** page in this price list.

KSelect base.

4EC- 4 casters

4GB- 4 black glides

Casters=2 locking/2 non-locking, black wheel, silver hub

INFORMATION
Contact KI Customer Service for specific models that are UL listed.

SPECIAL SERVICES

Special Carton Marking

With specially marked informationN/C

Shipping
Ships **knocked down, FOB Bonduel, WI 54107, freight prepaid.** Freight class 125.

Specifications and prices are subject to change without prior notice.

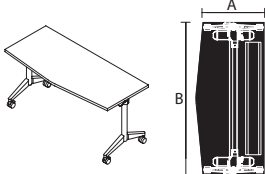
Pirouette® Tables w/Single Circuit Electrical - Fixed Height Base

Nesting Top-Chevron-29" High (Standard Height)



Pirouette® Tables w/Single Circuit Electrical - Fixed Height Base

Nesting Top-Chevron-29" High (Standard Height)

			MODEL NUMBER												
			Basic Model	Edge Style	Power Option	Modesty Panel	Edge Color	Surface Finish	Leg Finish	Module Color	Grommet Color	Base			
 <p>PANT Chevron Tables w/Single Circuit-30"D</p> <ul style="list-style-type: none">• One grommet or module per table unit• A trough, velcro wire managers, gangers and all electrical accessories (excluding infeed kits and table-to-table jumpers) are included• Infeed kits and table-to-table jumpers ordered separately• Tables are designed for maximum leg spacing for the length of the table• Chrome bases have polished alum. foot covers/polished alum. vertical wire mgrs (when applicable)• Nesting base at 29" high	Features	A x B	T Base	30 X 60"	PANCV3060	<input type="checkbox"/> <input type="checkbox"/> <input type="checkbox"/> <input type="checkbox"/>	<input type="checkbox"/> <input type="checkbox"/> <input type="checkbox"/> <input type="checkbox"/>	NMP	<input type="checkbox"/> <input type="checkbox"/> <input type="checkbox"/> <input type="checkbox"/>	<input type="checkbox"/> <input type="checkbox"/> <input type="checkbox"/> <input type="checkbox"/>	<input type="checkbox"/> <input type="checkbox"/> <input type="checkbox"/> <input type="checkbox"/>	<input type="checkbox"/> <input type="checkbox"/>	Approx. Packaged Weight	74P Edge (74P)	
	T Base	30 X 72"	PANCV3072	<input type="checkbox"/> <input type="checkbox"/> <input type="checkbox"/> <input type="checkbox"/>	<input type="checkbox"/> <input type="checkbox"/> <input type="checkbox"/> <input type="checkbox"/>	NMP	<input type="checkbox"/> <input type="checkbox"/> <input type="checkbox"/> <input type="checkbox"/>	<input type="checkbox"/> <input type="checkbox"/> <input type="checkbox"/> <input type="checkbox"/>	<input type="checkbox"/> <input type="checkbox"/> <input type="checkbox"/> <input type="checkbox"/>	<input type="checkbox"/> <input type="checkbox"/> <input type="checkbox"/> <input type="checkbox"/>	<input type="checkbox"/> <input type="checkbox"/> <input type="checkbox"/> <input type="checkbox"/>	<input type="checkbox"/> <input type="checkbox"/>	115.0#	\$ 1557	
													131.0#	1684	
			A	B	C	D	E	F	G	H	I	J			

HOW TO ORDER

Indicate the following information on order form:

1. Quantity of each item.
2. Model number, including options. See "How To Build a Model Number".
3. Any special service required.

Note:

- The ☐ indicates that a choice is required.
- The absence of the ☐ indicates that no choice is required.
- Alpha-numeric characters in place of ☐ indicate that no other alternatives are available.

HOW TO BUILD A MODEL NUMBER

- A**Select basic model.
- B**Select edge style.

74P - 74P edge
- C**Select power option.

PMA1 - Pattern module, Nacre pop-up (1) ; add \$695

PMB1 - Pattern module, Dubbel under-surface (1) ; add \$443

PMD1 - Pattern module, Dean in-surface (1) ; add \$528

PMO1 - Pattern module, Node in-surface (1) ; add \$414

PS2GA1 - Pattern black snap-in RPTs (2) & grommet, Nacre (1); add \$443

PS2MB1GA1 - Pattern black snap-in RPT's (2), Pattern Dubbel under-surface (1) & grommet, Nacre (1); add \$768
- D**Select modesty panel.

NMP - No modesty panel
- E**Select edge color.

Refer to the **Product Color Options** page in this price list.

Edge color offerings are based on edge style selections.
- F**Select surface finish.

Refer to the **Product Color Options** page in this price list.
- G**Select leg finish.

Refer to the **Product Color Options** page in this price list.
- H**Select module color.

Refer to the **Product Color Options** page in this price list.
- I**Select grommet color.

Refer to the **Product Color Options** page in this price list.
- J**Select base.

4EC - 4 casters

4GB - 4 black glides

Casters=2 locking/2 non-locking, black wheel, silver hub

INFORMATION
Contact KI Customer Service for specific models that are UL listed.

SPECIAL SERVICES

Special Carton Marking

With specially marked information N/C

Shipping
Ships **knocked down, FOB Bonduel, WI 54107, freight prepaid.** Freight class 125.

Specifications and prices are subject to change without prior notice.

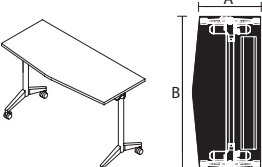
Pirouette® Tables w/Single Circuit Electrical - Fixed Height Base

Nesting Top-Chevron-36" High (Counter Height)



Pirouette® Tables w/Single Circuit Electrical - Fixed Height Base

Nesting Top-Chevron-36" High (Counter Height)

		MODEL NUMBER												
		Basic Model	Edge Style	Power Option	Modesty Panel	Edge Color	Surface Finish	Leg Finish	Module Color	Grommet Color	Polyester Modesty Panel Color	Base		
 PAN3 Chevron Tables w/Single Circuit-24"D <ul style="list-style-type: none">• One grommet or module per table unit• A trough, velcro wire managers, gangers and all electrical accessories (excluding infeed kits and table-to-table jumpers) are included• Infeed kits and table-to-table jumpers ordered separately• Recommended chair height for 36"H table is 24" stool• Tables are designed for maximum leg spacing for the length of the table• Chrome bases have polished alum. foot covers/polished alum. vertical wire mgrs (when applicable)• Nesting base at 36" high	Features	A x B												
	T Base	24 X 60"	PANCV2460H36	<input type="checkbox"/> <input type="checkbox"/> <input type="checkbox"/>	<input type="checkbox"/> <input type="checkbox"/> <input type="checkbox"/>	<input type="checkbox"/> <input type="checkbox"/> <input type="checkbox"/>	<input type="checkbox"/> <input type="checkbox"/> <input type="checkbox"/>	<input type="checkbox"/> <input type="checkbox"/> <input type="checkbox"/>	<input type="checkbox"/> <input type="checkbox"/> <input type="checkbox"/>	<input type="checkbox"/> <input type="checkbox"/> <input type="checkbox"/> <input type="checkbox"/>	<input type="checkbox"/> <input type="checkbox"/> <input type="checkbox"/> <input type="checkbox"/>	<input type="checkbox"/> <input type="checkbox"/>	Approx. Packaged Weight	74P Edge (74P)
	T Base	24 X 72"	PANCV2472H36	<input type="checkbox"/> <input type="checkbox"/> <input type="checkbox"/>	<input type="checkbox"/> <input type="checkbox"/> <input type="checkbox"/>	<input type="checkbox"/> <input type="checkbox"/> <input type="checkbox"/>	<input type="checkbox"/> <input type="checkbox"/> <input type="checkbox"/>	<input type="checkbox"/> <input type="checkbox"/> <input type="checkbox"/>	<input type="checkbox"/> <input type="checkbox"/> <input type="checkbox"/>	<input type="checkbox"/> <input type="checkbox"/> <input type="checkbox"/> <input type="checkbox"/>	<input type="checkbox"/> <input type="checkbox"/> <input type="checkbox"/> <input type="checkbox"/>	<input type="checkbox"/> <input type="checkbox"/>	105.0#	\$ 1465
													119.0#	1554
			A	B	C	D	E	F	G	H	I	J	K	

HOW TO ORDER

Indicate the following information on order form:

1. Quantity of each item.
2. Model number, including options. See "How To Build a Model Number".
3. Any special service required.

Note:

- The ☐ indicates that a choice is required.
- The absence of the ☐ indicates that no choice is required.
- Alpha-numeric characters in place of ☐ indicate that no other alternatives are available.

HOW TO BUILD A MODEL NUMBER

- A**Select basic model.
- B**Select edge style.

74P- 74P edge
- C**Select power option.

PMA1- Pattern module, Nacre pop-up (1) ; add \$695

PMB1- Pattern module, Dubbel under-surface (1) ; add \$443

PMD1- Pattern module, Dean in-surface (1) ; add \$528

PMO1- Pattern module, Node in-surface (1) ; add \$414

PS2GA1- Pattern black snap-in RPTs (2) & grommet, Nacre (1); add \$443

PS2MB1GA1- Pattern black snap-in RPT's (2), Pattern Dubbel under-surface (1) & grommet, Nacre (1); add \$768
- D**Select modesty panel.

NMP- No modesty panel

PMP- Polyester felt modesty panel; add

- \$265
- E**Select edge color.

Refer to the **Product Color Options** page in this price list.
- Edge color offerings are based on edge style selections.
- F**Select surface finish.

Refer to the **Product Color Options** page in this price list.
- G**Select leg finish.

Refer to the **Product Color Options** page in this price list.
- H**Select module color.

Refer to the **Product Color Options** page in this price list.
- I**Select grommet color.

Refer to the **Product Color Options** page in this price list.
- J**Select modesty panel color (only if polyester
- felt panel is chosen).

Refer to the **Product Color Options** page in this price list.
- K**Select base.

4EC- 4 casters

4GB- 4 black glides

Casters=2 locking/2 non-locking, black wheel, silver hub

INFORMATION
Contact KI Customer Service for specific models that are UL listed.

SPECIAL SERVICES

Special Carton Marking

With specially marked informationN/C

Shipping
Ships **knocked down, FOB Bonduel, WI 54107, freight prepaid.** Freight class 125.

Specifications and prices are subject to change without prior notice.

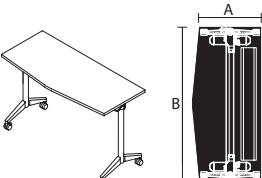
Pirouette® Tables w/Single Circuit Electrical - Fixed Height Base

Nesting Top-Chevron-36" High (Counter Height)



Pirouette® Tables w/Single Circuit Electrical - Fixed Height Base

Nesting Top-Chevron-36" High (Counter Height)

			MODEL NUMBER											
			Basic Model	Edge Style	Power Option	Modesty Panel	Edge Color	Surface Finish	Leg Finish	Module Color	Grommet Color	Base		
	Features	A x B												
	T Base	30 X 60"	PANCV3060H36	<input type="checkbox"/> <input type="checkbox"/> <input type="checkbox"/>	<input type="checkbox"/> <input type="checkbox"/> <input type="checkbox"/>	NMP	<input type="checkbox"/> <input type="checkbox"/> <input type="checkbox"/>	<input type="checkbox"/> <input type="checkbox"/> <input type="checkbox"/>	<input type="checkbox"/> <input type="checkbox"/>	<input type="checkbox"/> <input type="checkbox"/> <input type="checkbox"/> <input type="checkbox"/>	<input type="checkbox"/> <input type="checkbox"/> <input type="checkbox"/> <input type="checkbox"/>	<input type="checkbox"/> <input type="checkbox"/>	Approx. Packaged Weight	74P Edge (74P)
	T Base	30 X 72"	PANCV3072H36	<input type="checkbox"/> <input type="checkbox"/> <input type="checkbox"/>	<input type="checkbox"/> <input type="checkbox"/> <input type="checkbox"/>	NMP	<input type="checkbox"/> <input type="checkbox"/> <input type="checkbox"/>	<input type="checkbox"/> <input type="checkbox"/> <input type="checkbox"/>	<input type="checkbox"/> <input type="checkbox"/>	<input type="checkbox"/> <input type="checkbox"/> <input type="checkbox"/> <input type="checkbox"/>	<input type="checkbox"/> <input type="checkbox"/> <input type="checkbox"/> <input type="checkbox"/>	<input type="checkbox"/> <input type="checkbox"/>	117.0#	\$ 1648
													133.0#	1777
			A	B	C	D	E	F	G	H	I	J		

- PAN3
- Chevron Tables w/Single Circuit-30"D**
- One grommet or module per table unit
 - A trough, velcro wire managers, gangers and all electrical accessories (excluding infeed kits and table-to-table jumpers) are included
 - Infeed kits and table-to-table jumpers ordered separately
 - Recommended chair height for 36"H table is 24" stool
 - Tables are designed for maximum leg spacing for the length of the table
 - Chrome bases have polished alum. foot covers/polished alum. vertical wire mgrs (when applicable)
 - Nesting base at 36" high

HOW TO ORDER

Indicate the following information on order form:

1. Quantity of each item.
2. Model number, including options. See "How To Build a Model Number".
3. Any special service required.

Note:

- The ☐ indicates that a choice is required.
- The absence of the ☐ indicates that no choice is required.
- Alpha-numeric characters in place of ☐ indicate that no other alternatives are available.

HOW TO BUILD A MODEL NUMBER

- A** Select basic model.
- B** Select edge style.
74P - 74P edge
- C** Select power option.
PMA1 - Pattern module, Nacre pop-up (1) ; add \$695
PMB1 - Pattern module, Dubbel under-surface (1) ; add \$443
PMD1 - Pattern module, Dean in-surface (1) ; add \$528
PMO1 - Pattern module, Node in-surface (1) ; add \$414
PS2GA1 - Pattern black snap-in RPTs (2) & grommet, Nacre (1); add \$443
PS2MB1GA1 - Pattern black snap-in RPT's (2), Pattern Dubbel under-surface (1) & grommet, Nacre (1); add \$768
- D** Select modesty panel.
NMP - No modesty panel
- E** Select edge color.
Refer to the **Product Color Options** page in this price list.
Edge color offerings are based on edge style selections.
- F** Select surface finish.
Refer to the **Product Color Options** page in this price list.
- G** Select leg finish.
Refer to the **Product Color Options** page in this price list.
- H** Select module color.
Refer to the **Product Color Options** page in this price list.
- I** Select grommet color.
Refer to the **Product Color Options** page in this price list.
- J** Select base.
4EC - 4 casters
4GB - 4 black glides

Casters=2 locking/2 non-locking, black wheel, silver hub

INFORMATION
Contact KI Customer Service for specific models that are UL listed.

SPECIAL SERVICES

Special Carton Marking

With specially marked information N/C

Shipping
Ships **knocked down, FOB Bonduel, WI 54107, freight prepaid.** Freight class 125.

Specifications and prices are subject to change without prior notice.

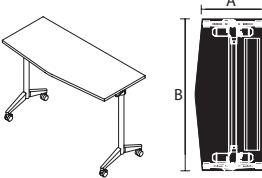
Pirouette® Tables w/Single Circuit Electrical - Fixed Height Base

Nesting Top-Chevron-42" High (Cafe Height)



Pirouette® Tables w/Single Circuit Electrical - Fixed Height Base

Nesting Top-Chevron-42" High (Cafe Height)

			MODEL NUMBER													
			Basic Model	Edge Style	Power Option	Modesty Panel	Edge Color	Surface Finish	Leg Finish	Module Color	Grommet Color	Polyester Modesty Panel Color	Base			
Features	A x B															
 PAN4 Chevron Tables w/Single Circuit-24"D <ul style="list-style-type: none">• One grommet or module per table unit• A trough, velcro wire managers, gangers and all electrical accessories (excluding infeed kits and table-to-table jumpers) are included• Infeed kits and table-to-table jumpers ordered separately• Recommended chair height for 42"H table is 30" stool• Tables are designed for maximum leg spacing for the length of the table• Chrome bases have polished alum. foot covers/polished alum. vertical wire mgrs (when applicable)• Nesting base at 42" high	T Base	24 X 60"	PANCV2460H42	<input type="checkbox"/> <input type="checkbox"/> <input type="checkbox"/>	<input type="checkbox"/> <input type="checkbox"/> <input type="checkbox"/>	<input type="checkbox"/> <input type="checkbox"/> <input type="checkbox"/>	<input type="checkbox"/>	<input type="checkbox"/> <input type="checkbox"/> <input type="checkbox"/>	<input type="checkbox"/>	<input type="checkbox"/> <input type="checkbox"/> <input type="checkbox"/>	<input type="checkbox"/> <input type="checkbox"/> <input type="checkbox"/> <input type="checkbox"/>	<input type="checkbox"/> <input type="checkbox"/> <input type="checkbox"/> <input type="checkbox"/>	<input type="checkbox"/> <input type="checkbox"/>		Approx. Packaged Weight	74P Edge (74P)
	T Base	24 X 72"	PANCV2472H42	<input type="checkbox"/> <input type="checkbox"/> <input type="checkbox"/>	<input type="checkbox"/> <input type="checkbox"/> <input type="checkbox"/>	<input type="checkbox"/> <input type="checkbox"/> <input type="checkbox"/>	<input type="checkbox"/>	<input type="checkbox"/> <input type="checkbox"/> <input type="checkbox"/>	<input type="checkbox"/>	<input type="checkbox"/> <input type="checkbox"/> <input type="checkbox"/>	<input type="checkbox"/> <input type="checkbox"/> <input type="checkbox"/> <input type="checkbox"/>	<input type="checkbox"/> <input type="checkbox"/> <input type="checkbox"/> <input type="checkbox"/>	<input type="checkbox"/> <input type="checkbox"/>		107.0#	\$ 1519
															121.0#	1605
			A	B	C	D	E	F	G	H	I	J	K			

HOW TO ORDER

Indicate the following information on order form:
1. Quantity of each item.
2. Model number, including options. See "How To Build a Model Number".
3. Any special service required.

Note: • The ☐ indicates that a choice is required.
• The absence of the ☐ indicates that no choice is required.
• Alpha-numeric characters in place of ☐ indicate that no other alternatives are available.

HOW TO BUILD A MODEL NUMBER

- A**Select basic model.
- B**Select edge style.

74P- 74P edge
- C**Select power option.

PMA1- Pattern module, Nacre pop-up (1) ; add \$695

PMB1- Pattern module, Dubbel under-surface (1) ; add \$443

PMD1- Pattern module, Dean in-surface (1) ; add \$528

PMO1- Pattern module, Node in-surface (1) ; add \$414

PS2GA1- Pattern black snap-in RPTs (2) & grommet, Nacre (1); add \$443

PS2MB1GA1- Pattern black snap-in RPT's (2), Pattern Dubbel under-surface (1) & grommet, Nacre (1); add \$768
- D**Select modesty panel.

NMP- No modesty panel

PMP- Polyester felt modesty panel; add

- \$265
- E**Select edge color.

Refer to the **Product Color Options** page in this price list.

Edge color offerings are based on edge style selections.
- F**Select surface finish.

Refer to the **Product Color Options** page in this price list.
- G**Select leg finish.

Refer to the **Product Color Options** page in this price list.
- H**Select module color.

Refer to the **Product Color Options** page in this price list.
- I**Select grommet color.

Refer to the **Product Color Options** page in this price list.
- J**Select modesty panel color (only if polyester felt panel is chosen).

Refer to the **Product Color Options** page in this price list.
- K**Select base.

4EC- 4 casters

4GB- 4 black glides

Casters=2 locking/2 non-locking, black wheel, silver hub

INFORMATION
Contact KI Customer Service for specific models that are UL listed.

SPECIAL SERVICES
Special Carton Marking
With specially marked informationN/C

Shipping
Ships **knocked down, FOB Bonduel, WI 54107, freight prepaid.** Freight class 125.

Specifications and prices are subject to change without prior notice.

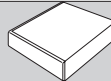
Pirouette® Tables w/Single Circuit Electrical - Fixed Height Base

Nesting Top-Chevron-42" High (Cafe Height)



Pirouette® Tables w/Single Circuit Electrical - Fixed Height Base

Nesting Top-Chevron-42" High (Cafe Height)

			MODEL NUMBER															
			Basic Model	Edge Style	Power Option	Modesty Panel	Edge Color	Surface Finish	Leg Finish	Module Color	Grommet Color	Base						
 PAN4 Chevron Tables w/Single Circuit-30"D <ul style="list-style-type: none">• One grommet or module per table unit• A trough, velcro wire managers, gangers and all electrical accessories (excluding infeed kits and table-to-table jumpers) are included• Infeed kits and table-to-table jumpers ordered separately• Recommended chair height for 42"H table is 30" stool• Tables are designed for maximum leg spacing for the length of the table• Chrome bases have polished alum. foot covers/polished alum. vertical wire mgrs (when applicable)• Nesting base at 42" high	Features	A x B	T Base	30 X 60"	PANCV3060H42	<input type="checkbox"/> <input type="checkbox"/> <input type="checkbox"/>	<input type="checkbox"/> <input type="checkbox"/> <input type="checkbox"/>	NMP	<input type="checkbox"/> <input type="checkbox"/> <input type="checkbox"/>	<input type="checkbox"/> <input type="checkbox"/> <input type="checkbox"/>	<input type="checkbox"/> <input type="checkbox"/> <input type="checkbox"/> <input type="checkbox"/>	<input type="checkbox"/> <input type="checkbox"/> <input type="checkbox"/> <input type="checkbox"/>	<input type="checkbox"/> <input type="checkbox"/>				Approx. Packaged Weight	74P Edge (74P)
	T Base	30 X 72"	PANCV3072H42	<input type="checkbox"/> <input type="checkbox"/> <input type="checkbox"/>	<input type="checkbox"/> <input type="checkbox"/> <input type="checkbox"/>	NMP	<input type="checkbox"/> <input type="checkbox"/> <input type="checkbox"/>	<input type="checkbox"/> <input type="checkbox"/> <input type="checkbox"/>	<input type="checkbox"/> <input type="checkbox"/>	<input type="checkbox"/> <input type="checkbox"/> <input type="checkbox"/> <input type="checkbox"/>	<input type="checkbox"/> <input type="checkbox"/> <input type="checkbox"/> <input type="checkbox"/>	<input type="checkbox"/> <input type="checkbox"/> <input type="checkbox"/> <input type="checkbox"/>	<input type="checkbox"/> <input type="checkbox"/>				119.0#	\$ 1702
																	135.0#	1829
			A	B	C	D	E	F	G	H	I	J						

- PAN4
- Chevron Tables w/Single Circuit-30"D**
- One grommet or module per table unit
 - A trough, velcro wire managers, gangers and all electrical accessories (excluding infeed kits and table-to-table jumpers) are included
 - Infeed kits and table-to-table jumpers ordered separately
 - Recommended chair height for 42"H table is 30" stool
 - Tables are designed for maximum leg spacing for the length of the table
 - Chrome bases have polished alum. foot covers/polished alum. vertical wire mgrs (when applicable)
 - Nesting base at 42" high

HOW TO ORDER

Indicate the following information on order form:

1. Quantity of each item.
2. Model number, including options. See "How To Build a Model Number".
3. Any special service required.

Note:

- The ☐ indicates that a choice is required.
- The absence of the ☐ indicates that no choice is required.
- Alpha-numeric characters in place of ☐ indicate that no other alternatives are available.

HOW TO BUILD A MODEL NUMBER

- A**Select basic model.
- B**Select edge style.
74P - 74P edge
- C**Select power option.
PMA1 - Pattern module, Nacre pop-up (1) ; add \$695
PMB1 - Pattern module, Dubbel under-surface (1) ; add \$443
PMD1 - Pattern module, Dean in-surface (1) ; add \$528
PMO1 - Pattern module, Node in-surface (1) ; add \$414
PS2GA1 - Pattern black snap-in RPTs (2) & grommet, Nacre (1); add \$443
PS2MB1GA1 - Pattern black snap-in RPT's (2), Pattern Dubbel under-surface (1) & grommet, Nacre (1); add \$768
- D**Select modesty panel.
NMP - No modesty panel
- E**Select edge color.
Refer to the **Product Color Options** page in this price list.
Edge color offerings are based on edge style selections.
- F**Select surface finish.
Refer to the **Product Color Options** page in this price list.
- G**Select leg finish.
Refer to the **Product Color Options** page in this price list.
- H**Select module color.
Refer to the **Product Color Options** page in this price list.
- I**Select grommet color.
Refer to the **Product Color Options** page in this price list.
- J**Select base.
4EC - 4 casters
4GB - 4 black glides

Casters=2 locking/2 non-locking, black wheel, silver hub

INFORMATION
Contact KI Customer Service for specific models that are UL listed.

SPECIAL SERVICES

Special Carton Marking

With specially marked information N/C

Shipping
Ships **knocked down, FOB Bonduel, WI 54107, freight prepaid.** Freight class 125.

Specifications and prices are subject to change without prior notice.

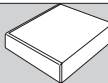
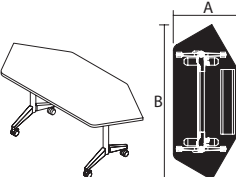
Pirouette® Tables w/Single Circuit Electrical - Fixed Height Base

Nesting Top-Scale Up-29" High (Standard Height)



Pirouette® Tables w/Single Circuit Electrical - Fixed Height Base

Nesting Top-Scale Up-29" High (Standard Height)

			MODEL NUMBER										<div></div>		
			Basic Model	Edge Style	Power Option	Modesty Panel	Edge Color	Surface Finish	Leg Finish	Module Color	Grommet Color	Base			
<div></div> <div>PANT</div> <div>Scale Up Tables w/Single Circuit-30"D</div> <div><ul style="list-style-type: none">One grommet or module per table unitA trough, velcro wire managers, gangers and all electrical accessories (excluding infeed kits and table-to-table jumpers) are includedInfeed kits and table-to-table jumpers ordered separately3 tables form an 84" dia pod design to seat up to 9 peopleChrome bases have polished alum. foot covers/polished alum. vertical wire mgrs (when applicable)Nesting base at 29" high</div>	Features	A x B	T Base	30 X 72"	PANS3072	<input type="checkbox"/> <input type="checkbox"/> <input type="checkbox"/>	<input type="checkbox"/> <input type="checkbox"/> <input type="checkbox"/>	NMP	<input type="checkbox"/> <input type="checkbox"/> <input type="checkbox"/>	<input type="checkbox"/> <input type="checkbox"/> <input type="checkbox"/>	<input type="checkbox"/> <input type="checkbox"/> <input type="checkbox"/> <input type="checkbox"/>	<input type="checkbox"/> <input type="checkbox"/> <input type="checkbox"/> <input type="checkbox"/>	<input type="checkbox"/> <input type="checkbox"/>	Approx. Packaged Weight	74P Edge (74P)
														86.0#	\$ 1595
				A	B	C	D	E	F	G	H	I	J		

HOW TO ORDER

Indicate the following information on order form:

- Quantity of each item.
- Model number, including options. See "How To Build a Model Number".
- Any special service required.

Note:

- The ☐ indicates that a choice is required.
- The absence of the ☐ indicates that no choice is required.
- Alpha-numeric characters in place of ☐ indicate that no other alternatives are available.

HOW TO BUILD A MODEL NUMBER

- A**Select basic model.
- B**Select edge style.

74P- 74P edge
- C**Select power option.

PMA1- Pattern module, Nacre pop-up (1) ; add \$695

PMB1- Pattern module, Dubbel under-surface (1) ; add \$443

PMD1- Pattern module, Dean in-surface (1) ; add \$528

PMO1- Pattern module, Node in-surface (1) ; add \$414

PS2GA1- Pattern black snap-in RPTs (2) & grommet, Nacre (1); add \$443

PS2MB1GA1- Pattern black snap-in RPT's (2), Pattern Dubbel under-surface (1) & grommet, Nacre (1); add \$768
- D**Select modesty panel.

NMP- No modesty panel

- E**Select edge color.

Refer to the **Product Color Options** page in this price list.

Edge color offerings are based on edge style selections.
- F**Select surface finish.

Refer to the **Product Color Options** page in this price list.
- G**Select leg finish.

Refer to the **Product Color Options** page in this price list.
- H**Select module color.

Refer to the **Product Color Options** page in this price list.
- I**Select grommet color.

Refer to the **Product Color Options** page in this price list.
- J**Select base.

4EC- 4 casters

4GB- 4 black glides
- Casters=2 locking/2 non-locking, black wheel, silver hub
- INFORMATION**
Contact KI Customer Service for specific models that are UL listed.
- SPECIAL SERVICES**

Special Carton Marking

With specially marked informationN/C

Shipping
Ships **knocked down, FOB Bonduel, WI 54107, freight prepaid.** Freight class 125.
- Specifications and prices are subject to change without prior notice.

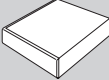
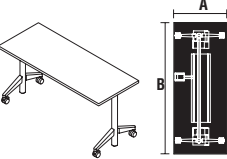
Pirouette® HA Tables - Pneumatic Adjustable Height Base

Fixed Top-Rectangular



Pirouette® HA Tables - Pneumatic Adjustable Height Base

Fixed Top-Rectangular

			MODEL NUMBER												
															
Features	A x B		Basic Model	Edge Style	Power Option	Modesty Panel	Edge Color	Surface Finish	Leg Finish	Grom./Module Color	Polyester Modesty Panel Color	Base	Cord (feet)		
 PPFR Rectangular - 24”D <ul style="list-style-type: none">• Chrome bases will have polished aluminum foot covers and polished aluminum vertical wire managers (when applicable)• Gangers not recommended• Recommended for weight load of 20 lbs or less• Base adjusts from 29” - 44”• Quick, easy and toolless infinite adjustments by squeezing activator handle	Adjustable T Base	24 x 48”	PPFR2448	<input type="checkbox"/>	<input type="checkbox"/>	<input type="checkbox"/>	<input type="checkbox"/>	<input type="checkbox"/>	<input type="checkbox"/>	<input type="checkbox"/>	<input type="checkbox"/>	<input type="checkbox"/>	<input type="checkbox"/>	87.0#	\$ 1907
	Adjustable T Base	24 x 54”	PPFR2454	<input type="checkbox"/>	<input type="checkbox"/>	<input type="checkbox"/>	<input type="checkbox"/>	<input type="checkbox"/>	<input type="checkbox"/>	<input type="checkbox"/>	<input type="checkbox"/>	<input type="checkbox"/>	<input type="checkbox"/>	91.0#	1960
	Adjustable T Base	24 x 60”	PPFR2460	<input type="checkbox"/>	<input type="checkbox"/>	<input type="checkbox"/>	<input type="checkbox"/>	<input type="checkbox"/>	<input type="checkbox"/>	<input type="checkbox"/>	<input type="checkbox"/>	<input type="checkbox"/>	<input type="checkbox"/>	102.0#	2013
	Adjustable T Base	24 x 66”	PPFR2466	<input type="checkbox"/>	<input type="checkbox"/>	<input type="checkbox"/>	<input type="checkbox"/>	<input type="checkbox"/>	<input type="checkbox"/>	<input type="checkbox"/>	<input type="checkbox"/>	<input type="checkbox"/>	<input type="checkbox"/>	104.0#	2055
	Adjustable T Base	24 x 72”	PPFR2472	<input type="checkbox"/>	<input type="checkbox"/>	<input type="checkbox"/>	<input type="checkbox"/>	<input type="checkbox"/>	<input type="checkbox"/>	<input type="checkbox"/>	<input type="checkbox"/>	<input type="checkbox"/>	<input type="checkbox"/>	113.0#	2098
 PPFR Rectangular - 30”D <ul style="list-style-type: none">• Chrome bases will have polished aluminum foot covers and polished aluminum vertical wire managers (when applicable)• Gangers not recommended• Recommended for weight load of 20 lbs or less• Base adjusts from 29” - 44”• Quick, easy and toolless infinite adjustments by squeezing activator handle	Adjustable T Base	30 x 48”	PPFR3048	<input type="checkbox"/>	<input type="checkbox"/>	<input type="checkbox"/>	<input type="checkbox"/>	<input type="checkbox"/>	<input type="checkbox"/>	<input type="checkbox"/>	<input type="checkbox"/>	<input type="checkbox"/>	<input type="checkbox"/>	95.0#	\$ 1960
	Adjustable T Base	30 x 54”	PPFR3054	<input type="checkbox"/>	<input type="checkbox"/>	<input type="checkbox"/>	<input type="checkbox"/>	<input type="checkbox"/>	<input type="checkbox"/>	<input type="checkbox"/>	<input type="checkbox"/>	<input type="checkbox"/>	<input type="checkbox"/>	101.0#	2013
	Adjustable T Base	30 x 60”	PPFR3060	<input type="checkbox"/>	<input type="checkbox"/>	<input type="checkbox"/>	<input type="checkbox"/>	<input type="checkbox"/>	<input type="checkbox"/>	<input type="checkbox"/>	<input type="checkbox"/>	<input type="checkbox"/>	<input type="checkbox"/>	112.0#	2066
	Adjustable T Base	30 x 66”	PPFR3066	<input type="checkbox"/>	<input type="checkbox"/>	<input type="checkbox"/>	<input type="checkbox"/>	<input type="checkbox"/>	<input type="checkbox"/>	<input type="checkbox"/>	<input type="checkbox"/>	<input type="checkbox"/>	<input type="checkbox"/>	116.0#	2225
	Adjustable T Base	30 x 72”	PPFR3072	<input type="checkbox"/>	<input type="checkbox"/>	<input type="checkbox"/>	<input type="checkbox"/>	<input type="checkbox"/>	<input type="checkbox"/>	<input type="checkbox"/>	<input type="checkbox"/>	<input type="checkbox"/>	<input type="checkbox"/>	126.0#	2278
			A	B	C	D	E	F	G	H	I	J	K		

HOW TO ORDER

- Indicate the following information on order form:
1. Quantity of each item.
 2. Model number, including options. See “How To Build a Model Number”.
 3. Any special service required.

Note: • The ☐ indicates that a choice is required.

- The absence of the ☐ indicates that no choice is required.
- Alpha-numeric characters in place of ☐ indicate that no other alternatives are available.

HOW TO BUILD A MODEL NUMBER

- A**Select basic model.
- B**Select edge style.
74P - 74P edge
- C**Select power option.
NNN - No grommets, power, wire management/No cutouts
WMO - Wire management only-no cutouts; add \$64
MA1 - Module, Nacre pop-up w/USB-A/C (1); add \$420
MB1 - Module, Dubbel under-surface w/ dual USB-A/C (1); add \$264
MD1 - Module, Dean in-surface w/USB-A/C (1) ; add \$354
MO1 - Module, Node in-surface w/USB-A/C (1) ; add \$264
GA1 - Grommet, Nacre (1); add \$209
GD1 - Grommet, Dean (1); add \$209
GO1 - Grommet, Node (1); add \$144
CORD LENGTH: 9' or 15' is optional on all module options.

WIRE MANAGEMENT: All options except NNN include vertical and horizontal wire management.

- D**Select modesty panel.
NMP - No modesty panel
PMP - Polyester felt modesty panel; add \$182
- E**Select edge color.
Refer to the **Product Color Options** page in this price list.
- F**Select surface finish.
Refer to the **Product Color Options** page in this price list.
- G**Select leg finish.
Refer to the **Product Color Options** page in this price list.
- H**Select grommet/module color.
Refer to the **Product Color Options** page in this price list.

- I**Select modesty panel color (only if polyester felt panel is chosen).
Refer to the **Product Color Options** page in this price list.
- J**Select base.
4EC - 4 casters
4GB - 4 black glides
Casters=2 locking/2 non-locking, black wheel, silver hub
- K**Select cord length (feet).
15 - 15' cord length
9 - 9' cord length

INFORMATION

Contact KI Customer Service for specific models that are UL listed.

SPECIAL SERVICES

Special Carton Marking

With specially marked information N/C

Shipping
Ships **knocked down, FOB Bonduel, WI 54107, freight prepaid.** Freight class 125.

Specifications and prices are subject to change without prior notice.

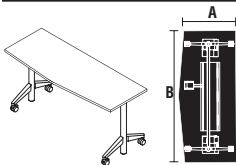
Pirouette® HA Tables - Pneumatic Adjustable Height Base

Fixed Top-Chevron



Pirouette® HA Tables - Pneumatic Adjustable Height Base

Fixed Top-Chevron

			MODEL NUMBER													
<div></div>	Features	A x B	Basic Model	Edge Style	Power Option	Modesty Panel	Edge Color	Surface Finish	Leg Finish	Grom./Module Color	Polyester Modesty Panel Color	Base	Cord (feet)			
<div>PPFCV</div> <div>Chevron - 24"D</div> <ul style="list-style-type: none">• Chrome bases will have polished aluminum foot covers and polished aluminum vertical wire managers (when applicable)• Gangers not recommended• Recommended for weight load of 20 lbs or less• Base adjusts from 29" - 44"• Quick, easy and toolless infinite adjustments by squeezing activator handle	Adjustable T Base	24 x 60"	PPFCV2460	<input type="checkbox"/>	<input type="checkbox"/>	<input type="checkbox"/>	<input type="checkbox"/>	<input type="checkbox"/>	<input type="checkbox"/>	<input type="checkbox"/>	<input type="checkbox"/>	<input type="checkbox"/>	<input type="checkbox"/>		104.0#	\$ 2013
	Adjustable T Base	24 x 72"	PPFCV2472	<input type="checkbox"/>	<input type="checkbox"/>	<input type="checkbox"/>	<input type="checkbox"/>	<input type="checkbox"/>	<input type="checkbox"/>	<input type="checkbox"/>	<input type="checkbox"/>	<input type="checkbox"/>	<input type="checkbox"/>		116.0#	2098
<div>PPFCV</div> <div>Chevron - 30"D</div> <ul style="list-style-type: none">• Chrome bases will have polished aluminum foot covers and polished aluminum vertical wire managers (when applicable)• Gangers not recommended• Recommended for weight load of 20 lbs or less• Base adjusts from 29" - 44"• Quick, easy and toolless infinite adjustments by squeezing activator handle	Adjustable T Base	30 x 60"	PPFCV3060	<input type="checkbox"/>	<input type="checkbox"/>	<input type="checkbox"/>	<input type="checkbox"/>	<input type="checkbox"/>	<input type="checkbox"/>	<input type="checkbox"/>	<input type="checkbox"/>	<input type="checkbox"/>	<input type="checkbox"/>		115.0#	\$ 2066
	Adjustable T Base	30 x 72"	PPFCV3072	<input type="checkbox"/>	<input type="checkbox"/>	<input type="checkbox"/>	<input type="checkbox"/>	<input type="checkbox"/>	<input type="checkbox"/>	<input type="checkbox"/>	<input type="checkbox"/>	<input type="checkbox"/>	<input type="checkbox"/>		129.0#	2278
			A	B	C	D	E	F	G	H	I	J	K			

HOW TO ORDER

Indicate the following information on order form:

1. Quantity of each item.
2. Model number, including options. See “How To Build a Model Number”.
3. Any special service required.

Note:

- The ☐ indicates that a choice is required.
- The absence of the ☐ indicates that no choice is required.
- Alpha-numeric characters in place of ☐ indicate that no other alternatives are available.

HOW TO BUILD A MODEL NUMBER

- A**Select basic model.
- B**Select edge style.
74P - 74P edge
- C**Select power option.
NNN - No grommets, power, wire management/No cutouts
WMO - Wire management only-no cutouts; add \$64
MA1 - Module, Nacre pop-up w/USB-A/C (1); add \$420
MB1 - Module, Dubbel under-surface w/ dual USB-A/C (1); add \$264
MD1 - Module, Dean in-surface w/USB-A/C (1) ; add \$354
MO1 - Module, Node in-surface w/USB-A/C (1) ; add \$264
GA1 - Grommet, Nacre (1); add \$209
GD1 - Grommet, Dean (1); add \$209
GO1 - Grommet, Node (1); add \$144

CORD LENGTH: 9' or 15' is optional on all module options.

WIRE MANAGEMENT: All options except NNN include vertical and horizontal wire management.

- D**Select modesty panel.
NMP - No modesty panel
PMP - Polyester felt modesty panel; add \$182
- E**Select edge color.
Refer to the **Product Color Options** page in this price list.
- F**Select surface finish.
Refer to the **Product Color Options** page in this price list.
- G**Select leg finish.
Refer to the **Product Color Options** page in this price list.
- H**Select grommet/module color.
Refer to the **Product Color Options** page in this price list.

- I**Select modesty panel color (only if polyester felt panel is chosen).
Refer to the **Product Color Options** page in this price list.
- J**Select base.
4EC - 4 casters
4GB - 4 black glides
Casters=2 locking/2 non-locking, black wheel, silver hub
- K**Select cord length (feet).
15 - 15' cord length
9 - 9' cord length

INFORMATION

Contact KI Customer Service for specific models that are UL listed.

SPECIAL SERVICES

Special Carton Marking

With specially marked information N/C

Shipping

Ships **knocked down, FOB Bonduel, WI 54107, freight prepaid.** Freight class 125.

Specifications and prices are subject to change without prior notice.

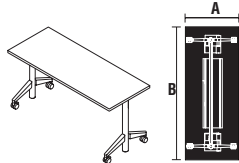
Pirouette® HA Tables - Screw Adjustable Height Base

Fixed Top-Rectangular



Pirouette® HA Tables - Screw Adjustable Height Base

Fixed Top-Rectangular

			MODEL NUMBER													
			Basic Model	Edge Style	Power Option	Modesty Panel	Edge Color	Surface Finish	Leg Finish	Grom./Module Color	Polyester Modesty Panel Color	Base	Cord (feet)			
Features	A x B														Approx. Packaged Weight	74P Edge (74P)
 PSFR Rectangular - 24”D <ul style="list-style-type: none">• Chrome bases will have polished aluminum foot covers and polished aluminum vertical wire managers (when applicable)• Gangers limit ability to adjust height; order separately• Base adjusts from 29” - 44”• Leg height adjusts with screws in 1” increments	Adjustable T Base	24 x 48”	PSFR2448	<input type="checkbox"/>	<input type="checkbox"/>	<input type="checkbox"/>	<input type="checkbox"/>	<input type="checkbox"/>	<input type="checkbox"/>	<input type="checkbox"/>	<input type="checkbox"/>	<input type="checkbox"/>	<input type="checkbox"/>		83.0#	\$ 1165
	Adjustable T Base	24 x 54”	PSFR2454	<input type="checkbox"/>	<input type="checkbox"/>	<input type="checkbox"/>	<input type="checkbox"/>	<input type="checkbox"/>	<input type="checkbox"/>	<input type="checkbox"/>	<input type="checkbox"/>	<input type="checkbox"/>	<input type="checkbox"/>		89.0#	1240
	Adjustable T Base	24 x 60”	PSFR2460	<input type="checkbox"/>	<input type="checkbox"/>	<input type="checkbox"/>	<input type="checkbox"/>	<input type="checkbox"/>	<input type="checkbox"/>	<input type="checkbox"/>	<input type="checkbox"/>	<input type="checkbox"/>	<input type="checkbox"/>		98.0#	1272
	Adjustable T Base	24 x 66”	PSFR2466	<input type="checkbox"/>	<input type="checkbox"/>	<input type="checkbox"/>	<input type="checkbox"/>	<input type="checkbox"/>	<input type="checkbox"/>	<input type="checkbox"/>	<input type="checkbox"/>	<input type="checkbox"/>	<input type="checkbox"/>		103.0#	1352
	Adjustable T Base	24 x 72”	PSFR2472	<input type="checkbox"/>	<input type="checkbox"/>	<input type="checkbox"/>	<input type="checkbox"/>	<input type="checkbox"/>	<input type="checkbox"/>	<input type="checkbox"/>	<input type="checkbox"/>	<input type="checkbox"/>	<input type="checkbox"/>		113.0#	1373
 PSFR Rectangular - 30”D <ul style="list-style-type: none">• Chrome bases will have polished aluminum foot covers and polished aluminum vertical wire managers (when applicable)• Gangers limit ability to adjust height; order separately• Base adjusts from 29” - 44”• Leg height adjusts with screws in 1” increments	Adjustable T Base	30 x 48”	PSFR3048	<input type="checkbox"/>	<input type="checkbox"/>	<input type="checkbox"/>	<input type="checkbox"/>	<input type="checkbox"/>	<input type="checkbox"/>	<input type="checkbox"/>	<input type="checkbox"/>	<input type="checkbox"/>	<input type="checkbox"/>		92.0#	\$ 1261
	Adjustable T Base	30 x 54”	PSFR3054	<input type="checkbox"/>	<input type="checkbox"/>	<input type="checkbox"/>	<input type="checkbox"/>	<input type="checkbox"/>	<input type="checkbox"/>	<input type="checkbox"/>	<input type="checkbox"/>	<input type="checkbox"/>	<input type="checkbox"/>		98.0#	1378
	Adjustable T Base	30 x 60”	PSFR3060	<input type="checkbox"/>	<input type="checkbox"/>	<input type="checkbox"/>	<input type="checkbox"/>	<input type="checkbox"/>	<input type="checkbox"/>	<input type="checkbox"/>	<input type="checkbox"/>	<input type="checkbox"/>	<input type="checkbox"/>		108.0#	1399
	Adjustable T Base	30 x 66”	PSFR3066	<input type="checkbox"/>	<input type="checkbox"/>	<input type="checkbox"/>	<input type="checkbox"/>	<input type="checkbox"/>	<input type="checkbox"/>	<input type="checkbox"/>	<input type="checkbox"/>	<input type="checkbox"/>	<input type="checkbox"/>		115.0#	1447
	Adjustable T Base	30 x 72”	PSFR3072	<input type="checkbox"/>	<input type="checkbox"/>	<input type="checkbox"/>	<input type="checkbox"/>	<input type="checkbox"/>	<input type="checkbox"/>	<input type="checkbox"/>	<input type="checkbox"/>	<input type="checkbox"/>	<input type="checkbox"/>		125.0#	1468
			A	B	C	D	E	F	G	H	I	J	K			

HOW TO ORDER

Indicate the following information on order form:

1. Quantity of each item.
2. Model number, including options. See “How To Build a Model Number”.
3. Any special service required.

Note:

- The ☐ indicates that a choice is required.
- The absence of the ☐ indicates that no choice is required.
- Alpha-numeric characters in place of ☐ indicate that no other alternatives are available.

HOW TO BUILD A MODEL NUMBER

ASelect basic model.

BSelect edge style.
74P - 74P edge

CSelect power option.
NNN - No grommets, power, wire management/No cutouts
WMO - Wire management only-no cutouts; add \$64
MA1 - Module, Nacre pop-up w/USB-A/C (1); add \$420
MB1 - Module, Dubbel under-surface w/ dual USB-A/C (1); add \$264
MD1 - Module, Dean in-surface w/USB-A/C (1) ; add \$354
MO1 - Module, Node in-surface w/USB-A/C (1) ; add \$264
GA1 - Grommet, Nacre (1); add \$209
GD1 - Grommet, Dean (1); add \$209
GO1 - Grommet, Node (1); add \$144
CORD LENGTH: 9' or 15' is optional on all module options.

WIRE MANAGEMENT: All options except NNN include vertical and horizontal wire management.

DSelect modesty panel.
NMP - No modesty panel
PMP - Polyester felt modesty panel; add \$182

ESelect edge color.
Refer to the **Product Color Options** page in this price list.

FSelect surface finish.
Refer to the **Product Color Options** page in this price list.

GSelect leg finish.
Refer to the **Product Color Options** page in this price list.

HSelect grommet/module color.
Refer to the **Product Color Options** page in this price list.

ISelect modesty panel color (only if polyester felt panel is chosen).
Refer to the **Product Color Options** page in this price list.

JSelect base.
4EC - 4 casters
4GB - 4 black glides
Casters=2 locking/2 non-locking, black wheel, silver hub

KSelect cord length (feet).
15 - 15' cord length
9 - 9' cord length

INFORMATION
Contact KI Customer Service for specific models that are UL listed.

SPECIAL SERVICES

Special Carton Marking

With specially marked information N/C

Shipping
Ships **knocked down, FOB Bonduel, WI 54107, freight prepaid.** Freight class 125.

Specifications and prices are subject to change without prior notice.

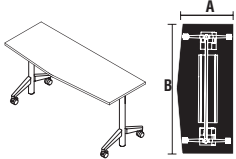
Pirouette® HA Tables - Screw Adjustable Height Base

Fixed Top-Chevron



Pirouette® HA Tables - Screw Adjustable Height Base

Fixed Top-Chevron

			MODEL NUMBER												
Features A x B			Basic Model	Edge Style	Power Option	Modesty Panel	Edge Color	Surface Finish	Leg Finish	Grom./Module Color	Polyester Modesty Panel Color	Base	Cord (feet)		
 PSFCV Chevron - 24”D <ul style="list-style-type: none">• Chrome bases will have polished aluminum foot covers and polished aluminum vertical wire managers (when applicable)• Gangers limit ability to adjust height; order separately• Base adjusts from 29” - 44”• Leg height adjusts with screws in 1” increments	Adjustable T Base	24 x 60”	PSFCV2460	<input type="checkbox"/>	<input type="checkbox"/>	<input type="checkbox"/>	<input type="checkbox"/>	<input type="checkbox"/>	<input type="checkbox"/>	<input type="checkbox"/>	<input type="checkbox"/>	<input type="checkbox"/>	<input type="checkbox"/>	100.0#	\$ 1293
	Adjustable T Base	24 x 72”	PSFCV2472	<input type="checkbox"/>	<input type="checkbox"/>	<input type="checkbox"/>	<input type="checkbox"/>	<input type="checkbox"/>	<input type="checkbox"/>	<input type="checkbox"/>	<input type="checkbox"/>	<input type="checkbox"/>	<input type="checkbox"/>	115.0#	1346
PSFCV Chevron - 30”D <ul style="list-style-type: none">• Chrome bases will have polished aluminum foot covers and polished aluminum vertical wire managers (when applicable)• Gangers limit ability to adjust height; order separately• Base adjusts from 29” - 44”• Leg height adjusts with screws in 1” increments	Adjustable T Base	30 x 60”	PSFCV3060	<input type="checkbox"/>	<input type="checkbox"/>	<input type="checkbox"/>	<input type="checkbox"/>	<input type="checkbox"/>	<input type="checkbox"/>	<input type="checkbox"/>	<input type="checkbox"/>	<input type="checkbox"/>	<input type="checkbox"/>	111.0#	\$ 1447
	Adjustable T Base	30 x 72”	PSFCV3072	<input type="checkbox"/>	<input type="checkbox"/>	<input type="checkbox"/>	<input type="checkbox"/>	<input type="checkbox"/>	<input type="checkbox"/>	<input type="checkbox"/>	<input type="checkbox"/>	<input type="checkbox"/>	<input type="checkbox"/>	128.0#	1558
			A	B	C	D	E	F	G	H	I	J	K		

HOW TO ORDER

Indicate the following information on order form:

1. Quantity of each item.
2. Model number, including options. See “How To Build a Model Number”.
3. Any special service required.

Note:

- The ☐ indicates that a choice is required.
- The absence of the ☐ indicates that no choice is required.
- Alpha-numeric characters in place of ☐ indicate that no other alternatives are available.

HOW TO BUILD A MODEL NUMBER

- A**Select basic model.
- B**Select edge style.
74P - 74P edge
- C**Select power option.
NNN - No grommets, power, wire management/No cutouts
WMO - Wire management only-no cutouts; add \$64
MA1 - Module, Nacre pop-up w/USB-A/C (1); add \$420
MB1 - Module, Dubbel under-surface w/ dual USB-A/C (1); add \$264
MD1 - Module, Dean in-surface w/USB-A/C (1) ; add \$354
MO1 - Module, Node in-surface w/USB-A/C (1) ; add \$264
GA1 - Grommet, Nacre (1); add \$209
GD1 - Grommet, Dean (1); add \$209
GO1 - Grommet, Node (1); add \$144
CORD LENGTH: 9' or 15' is optional on all module options.

WIRE MANAGEMENT: All options except NNN include vertical and horizontal wire management.

- D**Select modesty panel.
NMP - No modesty panel
PMP - Polyester felt modesty panel; add \$182
- E**Select edge color.
Refer to the **Product Color Options** page in this price list.
- F**Select surface finish.
Refer to the **Product Color Options** page in this price list.
- G**Select leg finish.
Refer to the **Product Color Options** page in this price list.
- H**Select grommet/module color.
Refer to the **Product Color Options** page in this price list.

- I**Select modesty panel color (only if polyester felt panel is chosen).
Refer to the **Product Color Options** page in this price list.
- J**Select base.
4EC - 4 casters
4GB - 4 black glides
Casters=2 locking/2 non-locking, black wheel, silver hub
- K**Select cord length (feet).
15 - 15' cord length
9 - 9' cord length

INFORMATION
Contact KI Customer Service for specific models that are UL listed.

SPECIAL SERVICES

Special Carton Marking

With specially marked information N/C

Shipping
Ships **knocked down, FOB Bonduel, WI 54107, freight prepaid.** Freight class 125.

Specifications and prices are subject to change without prior notice.

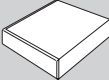
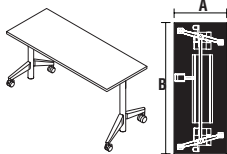
Pirouette® HA Tables - Pneumatic Adjustable Height Base

Nesting Top-Rectangular



Pirouette® HA Tables - Pneumatic Adjustable Height Base

Nesting Top-Rectangular

			MODEL NUMBER												
															
Features	A x B		Basic Model	Edge Style	Power Option	Modesty Panel	Edge Color	Surface Finish	Leg Finish	Grom./Module Color	Polyester Modesty Panel Color	Base	Cord (feet)		
 PPNR Rectangular - 24”D <ul style="list-style-type: none">• Offers inline nesting• Chrome bases will have polished aluminum foot covers and polished aluminum vertical wire managers (when applicable)• Gangers not recommended• Recommended for weight load of 20 lbs or less• Base adjusts from 29” - 44”• Quick, easy and toolless infinite adjustments by squeezing activator handle	Adjustable T Base	24 x 48”	PPNR2448	<input type="checkbox"/>	<input type="checkbox"/>	<input type="checkbox"/>	<input type="checkbox"/>	<input type="checkbox"/>	<input type="checkbox"/>	<input type="checkbox"/>	<input type="checkbox"/>	<input type="checkbox"/>	<input type="checkbox"/>	95.0#	\$ 2331
	Adjustable T Base	24 x 54”	PPNR2454	<input type="checkbox"/>	<input type="checkbox"/>	<input type="checkbox"/>	<input type="checkbox"/>	<input type="checkbox"/>	<input type="checkbox"/>	<input type="checkbox"/>	<input type="checkbox"/>	<input type="checkbox"/>	<input type="checkbox"/>	101.0#	2384
	Adjustable T Base	24 x 60”	PPNR2460	<input type="checkbox"/>	<input type="checkbox"/>	<input type="checkbox"/>	<input type="checkbox"/>	<input type="checkbox"/>	<input type="checkbox"/>	<input type="checkbox"/>	<input type="checkbox"/>	<input type="checkbox"/>	<input type="checkbox"/>	110.0#	2437
	Adjustable T Base	24 x 66”	PPNR2466	<input type="checkbox"/>	<input type="checkbox"/>	<input type="checkbox"/>	<input type="checkbox"/>	<input type="checkbox"/>	<input type="checkbox"/>	<input type="checkbox"/>	<input type="checkbox"/>	<input type="checkbox"/>	<input type="checkbox"/>	116.0#	2479
	Adjustable T Base	24 x 72”	PPNR2472	<input type="checkbox"/>	<input type="checkbox"/>	<input type="checkbox"/>	<input type="checkbox"/>	<input type="checkbox"/>	<input type="checkbox"/>	<input type="checkbox"/>	<input type="checkbox"/>	<input type="checkbox"/>	<input type="checkbox"/>	126.0#	2522
PPNR Rectangular - 30”D <ul style="list-style-type: none">• Offers inline nesting• Chrome bases will have polished aluminum foot covers and polished aluminum vertical wire managers (when applicable)• Gangers not recommended• Recommended for weight load of 20 lbs or less• Base adjusts from 29” - 44”• Quick, easy and toolless infinite adjustments by squeezing activator handle	Adjustable T Base	30 x 48”	PPNR3048	<input type="checkbox"/>	<input type="checkbox"/>	<input type="checkbox"/>	<input type="checkbox"/>	<input type="checkbox"/>	<input type="checkbox"/>	<input type="checkbox"/>	<input type="checkbox"/>	<input type="checkbox"/>	<input type="checkbox"/>	104.0#	\$ 2384
	Adjustable T Base	30 x 54”	PPNR3054	<input type="checkbox"/>	<input type="checkbox"/>	<input type="checkbox"/>	<input type="checkbox"/>	<input type="checkbox"/>	<input type="checkbox"/>	<input type="checkbox"/>	<input type="checkbox"/>	<input type="checkbox"/>	<input type="checkbox"/>	110.0#	2437
	Adjustable T Base	30 x 60”	PPNR3060	<input type="checkbox"/>	<input type="checkbox"/>	<input type="checkbox"/>	<input type="checkbox"/>	<input type="checkbox"/>	<input type="checkbox"/>	<input type="checkbox"/>	<input type="checkbox"/>	<input type="checkbox"/>	<input type="checkbox"/>	121.0#	2490
	Adjustable T Base	30 x 66”	PPNR3066	<input type="checkbox"/>	<input type="checkbox"/>	<input type="checkbox"/>	<input type="checkbox"/>	<input type="checkbox"/>	<input type="checkbox"/>	<input type="checkbox"/>	<input type="checkbox"/>	<input type="checkbox"/>	<input type="checkbox"/>	127.0#	2649
	Adjustable T Base	30 x 72”	PPNR3072	<input type="checkbox"/>	<input type="checkbox"/>	<input type="checkbox"/>	<input type="checkbox"/>	<input type="checkbox"/>	<input type="checkbox"/>	<input type="checkbox"/>	<input type="checkbox"/>	<input type="checkbox"/>	<input type="checkbox"/>	138.0#	2702
			A	B	C	D	E	F	G	H	I	J	K		

HOW TO ORDER

- Indicate the following information on order form:
1. Quantity of each item.
 2. Model number, including options. See “How To Build a Model Number”.
 3. Any special service required.

Note: • The ☐ indicates that a choice is required.

- The absence of the ☐ indicates that no choice is required.
- Alpha-numeric characters in place of ☐ indicate that no other alternatives are available.

HOW TO BUILD A MODEL NUMBER

- A**Select basic model.
- B**Select edge style.
74P - 74P edge
- C**Select power option.
NNN - No grommets, power, wire management/No cutouts
WMO - Wire management only-no cutouts; add \$64
MA1 - Module, Nacre pop-up w/USB-A/C (1); add \$420
MB1 - Module, Dubbel under-surface w/ dual USB-A/C (1); add \$264
MD1 - Module, Dean in-surface w/USB-A/C (1) ; add \$354
MO1 - Module, Node in-surface w/USB-A/C (1) ; add \$264
GA1 - Grommet, Nacre (1); add \$209
GD1 - Grommet, Dean (1); add \$209
GO1 - Grommet, Node (1); add \$144

CORD LENGTH: 9' or 15' is optional on all module options.

WIRE MANAGEMENT: All options except NNN include vertical and horizontal wire management.

- D**Select modesty panel.
NMP - No modesty panel
PMP - Polyester felt modesty panel; add \$182
On 30”D tables, modesty panels only available if no power (NNN) is selected.
- E**Select edge color.
Refer to the **Product Color Options** page in this price list.
- F**Select surface finish.
Refer to the **Product Color Options** page in this price list.
- G**Select leg finish.
Refer to the **Product Color Options** page in this price list.
- H**Select grommet/module color.

Refer to the **Product Color Options** page in this price list.

- I**Select modesty panel color (only if polyester felt panel is chosen).
Refer to the **Product Color Options** page in this price list.
- J**Select base.
4EC - 4 casters
4GB - 4 black glides
Casters=2 locking/2 non-locking, black wheel, silver hub
- K**Select cord length (feet).
15 - 15' cord length
9 - 9' cord length

INFORMATION

Contact KI Customer Service for specific models that are UL listed.

SPECIAL SERVICES

Special Carton Marking

With specially marked information N/C

Shipping
Ships **knocked down, FOB Bonduel, WI 54107, freight prepaid.** Freight class 125.

Specifications and prices are subject to change without prior notice.

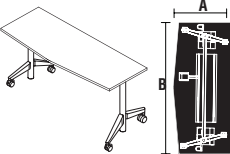
Pirouette® HA Tables - Pneumatic Adjustable Height Base

Nesting Top-Chevron



Pirouette® HA Tables - Pneumatic Adjustable Height Base

Nesting Top-Chevron

			MODEL NUMBER													
Features	A x B		Basic Model	Edge Style	Power Option	Modesty Panel	Edge Color	Surface Finish	Leg Finish	Grom./Module Color	Polyester Modesty Panel Color	Base	Cord (feet)		Approx. Packaged Weight	74P Edge (74P)
 <p>PPNCV</p> <p>Chevron - 24”D</p> <ul style="list-style-type: none">• Offers inline nesting• Chrome bases will have polished aluminum foot covers and polished aluminum vertical wire managers (when applicable)• Gangers not recommended• Recommended for weight load of 20 lbs or less• Base adjusts from 29” - 44”• Quick, easy and toolless infinite adjustments by squeezing activator handle	Adjustable T Base	24 x 60”	PPNCV2460	<input type="checkbox"/>	<input type="checkbox"/>	<input type="checkbox"/>	<input type="checkbox"/>	<input type="checkbox"/>	<input type="checkbox"/>	<input type="checkbox"/>	<input type="checkbox"/>	<input type="checkbox"/>	<input type="checkbox"/>		113.0#	\$ 2437
	Adjustable T Base	24 x 72”	PPNCV2472	<input type="checkbox"/>	<input type="checkbox"/>	<input type="checkbox"/>	<input type="checkbox"/>	<input type="checkbox"/>	<input type="checkbox"/>	<input type="checkbox"/>	<input type="checkbox"/>	<input type="checkbox"/>	<input type="checkbox"/>		129.0#	2522
<p>PPNCV</p> <p>Chevron - 30”D</p> <ul style="list-style-type: none">• Offers inline nesting• Chrome bases will have polished aluminum foot covers and polished aluminum vertical wire managers (when applicable)• Gangers not recommended• Recommended for weight load of 20 lbs or less• Base adjusts from 29” - 44”• Quick, easy and toolless infinite adjustments by squeezing activator handle	Adjustable T Base	30 x 60”	PPNCV3060	<input type="checkbox"/>	<input type="checkbox"/>	<input type="checkbox"/>	<input type="checkbox"/>	<input type="checkbox"/>	<input type="checkbox"/>	<input type="checkbox"/>	<input type="checkbox"/>	<input type="checkbox"/>	<input type="checkbox"/>		124.0#	\$ 2490
	Adjustable T Base	30 x 72”	PPNCV3072	<input type="checkbox"/>	<input type="checkbox"/>	<input type="checkbox"/>	<input type="checkbox"/>	<input type="checkbox"/>	<input type="checkbox"/>	<input type="checkbox"/>	<input type="checkbox"/>	<input type="checkbox"/>	<input type="checkbox"/>		141.0#	2702
			A	B	C	D	E	F	G	H	I	J	K			

HOW TO ORDER

Indicate the following information on order form:

1. Quantity of each item.
2. Model number, including options. See “How To Build a Model Number”.
3. Any special service required.

Note:

- The ☐ indicates that a choice is required.
- The absence of the ☐ indicates that no choice is required.
- Alpha-numeric characters in place of ☐ indicate that no other alternatives are available.

HOW TO BUILD A MODEL NUMBER

- A**Select basic model.
- B**Select edge style.
74P - 74P edge
- C**Select power option.
NNN - No grommets, power, wire management/No cutouts
WMO - Wire management only-no cutouts; add \$64
MA1 - Module, Nacre pop-up w/USB-A/C (1); add \$420
MB1 - Module, Dubbel under-surface w/ dual USB-A/C (1); add \$264
MD1 - Module, Dean in-surface w/USB-A/C (1) ; add \$354
MO1 - Module, Node in-surface w/USB-A/C (1) ; add \$264
GA1 - Grommet, Nacre (1); add \$209
GD1 - Grommet, Dean (1); add \$209
GO1 - Grommet, Node (1); add \$144

CORD LENGTH: 9' or 15' is optional on all module options.

WIRE MANAGEMENT: All options except NNN include vertical and horizontal wire management.

- D**Select modesty panel.
NMP - No modesty panel
PMP - Polyester felt modesty panel; add \$182
On 30”D tables, modesty panels only available if no power (NNN) is selected.
- E**Select edge color.
Refer to the **Product Color Options** page in this price list.
- F**Select surface finish.
Refer to the **Product Color Options** page in this price list.
- G**Select leg finish.
Refer to the **Product Color Options** page in this price list.
- H**Select grommet/module color.

Refer to the **Product Color Options** page in this price list.

- I**Select modesty panel color (only if polyester felt panel is chosen).
Refer to the **Product Color Options** page in this price list.
- J**Select base.
4EC - 4 casters
4GB - 4 black glides
Casters=2 locking/2 non-locking, black wheel, silver hub
- K**Select cord length (feet).
15 - 15' cord length
9 - 9' cord length

INFORMATION
Contact KI Customer Service for specific models that are UL listed.

SPECIAL SERVICES

Special Carton Marking

With specially marked information N/C

Shipping
Ships **knocked down, FOB Bonduel, WI 54107, freight prepaid.** Freight class 125.

Specifications and prices are subject to change without prior notice.

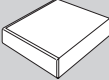
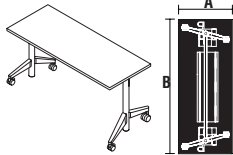
Pirouette® HA Tables - Screw Adjustable Height Base

Nesting Top-Rectangular



Pirouette® HA Tables - Screw Adjustable Height Base

Nesting Top-Rectangular

			MODEL NUMBER												
															
Features	A x B		Basic Model	Edge Style	Power Option	Modesty Panel	Edge Color	Surface Finish	Leg Finish	Grom./Module Color	Polyester Modesty Panel Color	Base	Cord (feet)		
 PSNR Rectangular - 24"D <ul style="list-style-type: none">• Offers inline nesting• Chrome bases will have polished aluminum foot covers and polished aluminum vertical wire managers (when applicable)• Gangers limit ability to adjust height; order separately• Base adjusts from 29" - 44"• Leg height adjusts with screws in 1" increments	Adjustable T Base	24 x 48"	PSNR2448	<input type="checkbox"/>	<input type="checkbox"/>	<input type="checkbox"/>	<input type="checkbox"/>	<input type="checkbox"/>	<input type="checkbox"/>	<input type="checkbox"/>	<input type="checkbox"/>	<input type="checkbox"/>	<input type="checkbox"/>	91.0#	\$ 1484
	Adjustable T Base	24 x 54"	PSNR2454	<input type="checkbox"/>	<input type="checkbox"/>	<input type="checkbox"/>	<input type="checkbox"/>	<input type="checkbox"/>	<input type="checkbox"/>	<input type="checkbox"/>	<input type="checkbox"/>	<input type="checkbox"/>	<input type="checkbox"/>	97.0#	1590
	Adjustable T Base	24 x 60"	PSNR2460	<input type="checkbox"/>	<input type="checkbox"/>	<input type="checkbox"/>	<input type="checkbox"/>	<input type="checkbox"/>	<input type="checkbox"/>	<input type="checkbox"/>	<input type="checkbox"/>	<input type="checkbox"/>	<input type="checkbox"/>	106.0#	1611
	Adjustable T Base	24 x 66"	PSNR2466	<input type="checkbox"/>	<input type="checkbox"/>	<input type="checkbox"/>	<input type="checkbox"/>	<input type="checkbox"/>	<input type="checkbox"/>	<input type="checkbox"/>	<input type="checkbox"/>	<input type="checkbox"/>	<input type="checkbox"/>	111.0#	1717
	Adjustable T Base	24 x 72"	PSNR2472	<input type="checkbox"/>	<input type="checkbox"/>	<input type="checkbox"/>	<input type="checkbox"/>	<input type="checkbox"/>	<input type="checkbox"/>	<input type="checkbox"/>	<input type="checkbox"/>	<input type="checkbox"/>	<input type="checkbox"/>	121.0#	1738
 PSNR Rectangular - 30"D <ul style="list-style-type: none">• Offers inline nesting• Chrome bases will have polished aluminum foot covers and polished aluminum vertical wire managers (when applicable)• Gangers limit ability to adjust height; order separately• Base adjusts from 29" - 44"• Leg height adjusts with screws in 1" increments	Adjustable T Base	30 x 48"	PSNR3048	<input type="checkbox"/>	<input type="checkbox"/>	<input type="checkbox"/>	<input type="checkbox"/>	<input type="checkbox"/>	<input type="checkbox"/>	<input type="checkbox"/>	<input type="checkbox"/>	<input type="checkbox"/>	<input type="checkbox"/>	100.0#	\$ 1611
	Adjustable T Base	30 x 54"	PSNR3054	<input type="checkbox"/>	<input type="checkbox"/>	<input type="checkbox"/>	<input type="checkbox"/>	<input type="checkbox"/>	<input type="checkbox"/>	<input type="checkbox"/>	<input type="checkbox"/>	<input type="checkbox"/>	<input type="checkbox"/>	106.0#	1738
	Adjustable T Base	30 x 60"	PSNR3060	<input type="checkbox"/>	<input type="checkbox"/>	<input type="checkbox"/>	<input type="checkbox"/>	<input type="checkbox"/>	<input type="checkbox"/>	<input type="checkbox"/>	<input type="checkbox"/>	<input type="checkbox"/>	<input type="checkbox"/>	117.0#	1749
	Adjustable T Base	30 x 66"	PSNR3066	<input type="checkbox"/>	<input type="checkbox"/>	<input type="checkbox"/>	<input type="checkbox"/>	<input type="checkbox"/>	<input type="checkbox"/>	<input type="checkbox"/>	<input type="checkbox"/>	<input type="checkbox"/>	<input type="checkbox"/>	123.0#	1802
	Adjustable T Base	30 x 72"	PSNR3072	<input type="checkbox"/>	<input type="checkbox"/>	<input type="checkbox"/>	<input type="checkbox"/>	<input type="checkbox"/>	<input type="checkbox"/>	<input type="checkbox"/>	<input type="checkbox"/>	<input type="checkbox"/>	<input type="checkbox"/>	134.0#	1844
			A	B	C	D	E	F	G	H	I	J	K		

HOW TO ORDER

Indicate the following information on order form:

1. Quantity of each item.
2. Model number, including options. See "How To Build a Model Number".
3. Any special service required.

Note:

- The ☐ indicates that a choice is required.
- The absence of the ☐ indicates that no choice is required.
- Alpha-numeric characters in place of ☐ indicate that no other alternatives are available.

HOW TO BUILD A MODEL NUMBER

ASelect basic model.

BSelect edge style.
74P - 74P edge

CSelect power option.
NNN - No grommets, power, wire management/No cutouts
WMO - Wire management only-no cutouts; add \$64
MA1 - Module, Nacre pop-up w/USB-A/C (1); add \$420
MB1 - Module, Dubbel under-surface w/ dual USB-A/C (1); add \$264
MD1 - Module, Dean in-surface w/USB-A/C (1) ; add \$354
MO1 - Module, Node in-surface w/USB-A/C (1) ; add \$264
GA1 - Grommet, Nacre (1); add \$209
GD1 - Grommet, Dean (1); add \$209
GO1 - Grommet, Node (1); add \$144
CORD LENGTH: 9' or 15' is optional on all module options.

WIRE MANAGEMENT: All options except NNN include vertical and horizontal wire management.

DSelect modesty panel.
NMP - No modesty panel
PMP - Polyester felt modesty panel; add \$182
On 30"D tables, modesty panels only available if no power (NNN) is selected.

ESelect edge color.
Refer to the **Product Color Options** page in this price list.

FSelect surface finish.
Refer to the **Product Color Options** page in this price list.

GSelect leg finish.
Refer to the **Product Color Options** page in this price list.

HSelect grommet/module color.

Refer to the **Product Color Options** page in this price list.

ISelect modesty panel color (only if polyester felt panel is chosen).
Refer to the **Product Color Options** page in this price list.

JSelect base.
4EC - 4 casters
4GB - 4 black glides
Casters=2 locking/2 non-locking, black wheel, silver hub

KSelect cord length (feet).
15 - 15' cord length
9 - 9' cord length

INFORMATION
Contact KI Customer Service for specific models that are UL listed.

SPECIAL SERVICES

Special Carton Marking

With specially marked information N/C

Shipping
Ships **knocked down, FOB Bonduel, WI 54107, freight prepaid.** Freight class 125.

Specifications and prices are subject to change without prior notice.

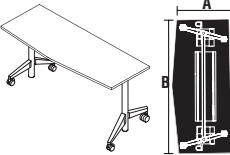
Pirouette® HA Tables - Screw Adjustable Height Base

Nesting Top-Chevron



Pirouette® HA Tables - Screw Adjustable Height Base

Nesting Top-Chevron

			MODEL NUMBER													
Features			Basic Model	Edge Style	Power Option	Modesty Panel	Edge Color	Surface Finish	Leg Finish	Grom./Module Color	Polyester Modesty Panel Color	Base	Cord (feet)			
 PSNCV Chevron - 24”D <ul style="list-style-type: none">• Offers inline nesting• Chrome bases will have polished aluminum foot covers and polished aluminum vertical wire managers (when applicable)• Gangers limit ability to adjust height; order separately• Base adjusts from 29” - 44”• Leg height adjusts with screws in 1” increments	Adjustable T Base	24 x 60”	PSNCV2460	<input type="checkbox"/>	<input type="checkbox"/>	<input type="checkbox"/>	<input type="checkbox"/>	<input type="checkbox"/>	<input type="checkbox"/>	<input type="checkbox"/>	<input type="checkbox"/>	<input type="checkbox"/>	<input type="checkbox"/>	109.0#	\$ 1632	
	Adjustable T Base	24 x 72”	PSNCV2472	<input type="checkbox"/>	<input type="checkbox"/>	<input type="checkbox"/>	<input type="checkbox"/>	<input type="checkbox"/>	<input type="checkbox"/>	<input type="checkbox"/>	<input type="checkbox"/>	<input type="checkbox"/>	<input type="checkbox"/>	124.0#	1717	
 PSNCV Chevron - 30”D <ul style="list-style-type: none">• Offers inline nesting• Chrome bases will have polished aluminum foot covers and polished aluminum vertical wire managers (when applicable)• Gangers limit ability to adjust height; order separately• Base adjusts from 29” - 44”• Leg height adjusts with screws in 1” increments	Adjustable T Base	30 x 60”	PSNCV3060	<input type="checkbox"/>	<input type="checkbox"/>	<input type="checkbox"/>	<input type="checkbox"/>	<input type="checkbox"/>	<input type="checkbox"/>	<input type="checkbox"/>	<input type="checkbox"/>	<input type="checkbox"/>	<input type="checkbox"/>	119.0#	\$ 1802	
	Adjustable T Base	30 x 72”	PSNCV3072	<input type="checkbox"/>	<input type="checkbox"/>	<input type="checkbox"/>	<input type="checkbox"/>	<input type="checkbox"/>	<input type="checkbox"/>	<input type="checkbox"/>	<input type="checkbox"/>	<input type="checkbox"/>	<input type="checkbox"/>	137.0#	1929	
			A	B	C	D	E	F	G	H	I	J	K			

HOW TO ORDER

Indicate the following information on order form:

1. Quantity of each item.
2. Model number, including options. See “How To Build a Model Number”.
3. Any special service required.

Note:

- The ☐ indicates that a choice is required.
- The absence of the ☐ indicates that no choice is required.
- Alpha-numeric characters in place of ☐ indicate that no other alternatives are available.

HOW TO BUILD A MODEL NUMBER

- A**Select basic model.
- B**Select edge style.
74P - 74P edge
- C**Select power option.
NNN - No grommets, power, wire management/No cutouts
WMO - Wire management only-no cutouts; add \$64
MA1 - Module, Nacre pop-up w/USB-A/C (1); add \$420
MB1 - Module, Dubbel under-surface w/ dual USB-A/C (1); add \$264
MD1 - Module, Dean in-surface w/USB-A/C (1) ; add \$354
MO1 - Module, Node in-surface w/USB-A/C (1) ; add \$264
GA1 - Grommet, Nacre (1); add \$209
GD1 - Grommet, Dean (1); add \$209
GO1 - Grommet, Node (1); add \$144

CORD LENGTH: 9' or 15' is optional on all module options.

WIRE MANAGEMENT: All options except NNN include vertical and horizontal wire management.

- D**Select modesty panel.
NMP - No modesty panel
PMP - Polyester felt modesty panel; add \$182
On 30”D tables, modesty panels only available if no power (NNN) is selected.
- E**Select edge color.
Refer to the **Product Color Options** page in this price list.
- F**Select surface finish.
Refer to the **Product Color Options** page in this price list.
- G**Select leg finish.
Refer to the **Product Color Options** page in this price list.

- H**Select grommet/module color.

Refer to the **Product Color Options** page in this price list.

- I**Select modesty panel color (only if polyester felt panel is chosen).
Refer to the **Product Color Options** page in this price list.
- J**Select base.
4EC - 4 casters
4GB - 4 black glides
Casters=2 locking/2 non-locking, black wheel, silver hub
- K**Select cord length (feet).
15 - 15' cord length
9 - 9' cord length

INFORMATION

Contact KI Customer Service for specific models that are UL listed.

SPECIAL SERVICES

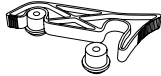
Special Carton Marking

With specially marked information N/C

Shipping
Ships **knocked down, FOB Bonduel, WI 54107, freight prepaid.** Freight class 125.

Specifications and prices are subject to change without prior notice.



		MODEL NUMBER			
		Basic Model	Leg Finish		
 HRDPT	MODEL Table Ganger (Set of 2 for one table-to-table gang) <ul style="list-style-type: none">• KIT INCLUDES:• 2 black nylon ganging hooks• 6 nylon pegs• 6 #14 x 1-1/2" screws	13.3115		Approx. Packaged Weight 1.0#	Delivered Pricing \$ 17
HRDPT	3" Leg Extension <ul style="list-style-type: none">• Kit includes four leg extenders• Achieve a tabletop height of 32"• Leg available in powdercoat colors and polished aluminum	PIR.ADA.KIT	<input type="checkbox"/> <input type="checkbox"/>	2.0#	\$ 329

A

B

HOW TO ORDER

Indicate the following information on order form:

1. Quantity of each item.
2. Model number, including options. See "How To Build a Model Number".
3. Any special service required.

Note:

- The ☐ indicates that a choice is required.
- The absence of the ☐ indicates that no choice is required.
- Alpha-numeric characters in place of ☐ indicate that no other alternatives are available.

HOW TO BUILD A MODEL NUMBER

- A

Select basic model.
- B

Select leg finish.
Refer to the **Product Color Options** page in this price list.

SPECIAL SERVICES


Special Carton Marking

With specially marked information N/C

Shipping
Ships **knocked down, FOB Bonduel, WI 54107, freight prepaid.** Freight class 125.

Specifications and prices are subject to change without prior notice.



	MODEL NUMBER			
	Basic Model	Approx. Packaged Weight	Delivered Pricing	
 HRDPT	MODEL Trough RPT Cover <ul style="list-style-type: none">• Black• Covers snap into trough holes when not using RPT modules• Sold individually	46.5930.BL	0.0#	\$ 14

A

HOW TO ORDER

Indicate the following information on order form:

1. Quantity of each item.
2. Model number, including options. See “How To Build a Model Number”.
3. Any special service required.

Note:

- The ☐ indicates that a choice is required.
- The absence of the ☐ indicates that no choice is required.
- Alpha-numeric characters in place of ☐ indicate that no other alternatives are available.

HOW TO BUILD A MODEL NUMBER

A Select basic model.

SPECIAL SERVICES

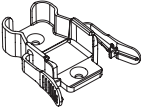
Special Carton Marking

With specially marked information N/C

Shipping
Ships **knocked down, FOB Manitowoc, WI 54220, freight prepaid.** Freight class 125.

Specifications and prices are subject to change without prior notice.



		MODEL NUMBER			
		Basic Model	Paint Color		
MODEL	L			Approx. Packaged Weight	Delivered Pricing
HRDPT	Pattern Infeed <ul style="list-style-type: none">• 108” cord plugs into standard 15 amp outlet• Kit includes Pattern infeed, grey power distribution block, 12” Pattern jumper and white power distribution block• Can be installed anywhere in the run (middle or end)• Jumper length cannot exceed 600” or 50’ per infeed• 90 degree angled plug• Includes one Pattern quick release tool• Includes vertical wire management	IFPAT.PI	<input type="checkbox"/> <input type="checkbox"/>	0.0#	\$ 339
HRDPT	Pattern Jumper <ul style="list-style-type: none">• Each jumper kit includes jumper and grey power distribution block• Review product Planning Guide for table-to-table jumper length guidance.	53” JPPAT.53		1.0#	\$ 109
		75” JPPAT.75		1.0#	115
		101” JPPAT.101		1.0#	139
 HRDPT	Pattern Quick Release Tool <ul style="list-style-type: none">• Snaps onto Pattern plugs to make disconnecting Pattern connections easier• Can be moved to multiple connections• Stores snapped onto one connection for easy access	BE04878.BL		0.0#	\$ 3

A

B

HOW TO ORDER

Indicate the following information on order form:

1. Quantity of each item.
2. Model number, including options. See “How To Build a Model Number”.
3. Any special service required.

Note:

- The ☐ indicates that a choice is required.
- The absence of the ☐ indicates that no choice is required.
- Alpha-numeric characters in place of ☐ indicate that no other alternatives are available.

HOW TO BUILD A MODEL NUMBER

- A** Select basic model.
- B** Select paint color.
Refer to the **Product Color Options** page in this price list.

SPECIAL SERVICES




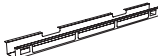
Special Carton Marking

With specially marked information N/C

Shipping
Ships **knocked down, FOB Bonduel, WI 54107, freight prepaid.** Freight class 125.

Specifications and prices are subject to change without prior notice.



		MODEL NUMBER		Approx. Packaged Weight		Delivered Pricing	
		Basic Model	Paint Color				
 HRDPT	MODEL	L					
	Pattern Wire Trough <ul style="list-style-type: none">• Designed to work on training style bases• Keeps wires enclosed and tidy• Allows Snap-in RPT modules to snap into user side of trough while still having access to cables• Wire pass throughs on non-user side• Electrical components to be ordered separately• 22 gauge steel construction• Intended for installation into pre-drilled pilot holes• Mounting hardware included• 4.4"W x 3.2"H x 18"L• One kit for 36" and 42" training or post leg tables (fixed & nesting: rectangle, chevron, scale-up)• Not compatible with 18"D tables	18"	TGH.PI.36	<input type="checkbox"/> <input type="checkbox"/>	0.0#	\$	66
 HRDPT	Pattern Wire Trough <ul style="list-style-type: none">• 4.4"W x 3.2"H x 30"L• One kit for 48" and 54" training or post leg tables (fixed & nesting: rectangle, chevron, scale-up)• Not compatible with 18"D tables	30"	TGH.PI.48	<input type="checkbox"/> <input type="checkbox"/>	0.0#	\$	84
 HRDPT	Pattern Wire Trough <ul style="list-style-type: none">• 4.4"W x 3.2"H x 42"L• One kit for 60" and 66" training or post leg tables (fixed & nesting: rectangle, chevron, scale-up)• Not compatible with 18"D tables	42"	TGH.PI.60	<input type="checkbox"/> <input type="checkbox"/>	0.0#	\$	94
 HRDPT	Pattern Wire Trough <ul style="list-style-type: none">• 4.4"W x 3.2"H x 54"L• One kit for 72" training or post leg tables (fixed & nesting: rectangle, chevron, scale-up)• Not compatible with 18"D tables	54"	TGH.PI.72	<input type="checkbox"/> <input type="checkbox"/>	0.0#	\$	107

A

B

HOW TO ORDER

Indicate the following information on order form:

1. Quantity of each item.
2. Model number, including options. See "How To Build a Model Number".
3. Any special service required.

Note:

- The ☐ indicates that a choice is required.
- The absence of the ☐ indicates that no choice is required.
- Alpha-numeric characters in place of ☐ indicate that no other alternatives are available.

HOW TO BUILD A MODEL NUMBER

- A** Select basic model.
- B** Select paint color.
Refer to the **Product Color Options** page in this price list.

SPECIAL SERVICES

Special Carton Marking

With specially marked information N/C

Shipping
Ships **knocked down, FOB Bonduel, WI 54107, freight prepaid.** Freight class 125.

Specifications and prices are subject to change without prior notice.



		MODEL NUMBER			
		Basic Model	Paint Color		
MODEL				Approx. Packaged Weight	Delivered Pricing
HRDPT	Velcro Wire Manager Kit <ul style="list-style-type: none">• Attaches wires to underside of table• Kit includes 1 velcro manager, 2 mounting tabs, 4 mounting screws.	87.9323		0.0#	\$ 15
HRDPT	Vertical Wire Manager <ul style="list-style-type: none">• Keeps cables attached to leg of table for neat appearance• Easily snaps on to table leg without tools	46.5836	<input type="checkbox"/> <input type="checkbox"/>	0.0#	\$ 34

A

B

HOW TO ORDER

Indicate the following information on order form:

1. Quantity of each item.
2. Model number, including options. See “How To Build a Model Number”.
3. Any special service required.

Note:

- The ☐ indicates that a choice is required.
- The absence of the ☐ indicates that no choice is required.
- Alpha-numeric characters in place of ☐ indicate that no other alternatives are available.

HOW TO BUILD A MODEL NUMBER

A Select basic model.

B Select paint color.
Refer to the **Product Color Options** page in this price list.

SPECIAL SERVICES

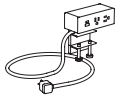
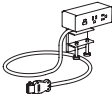
Special Carton Marking

With specially marked information N/C

Shipping
Ships **knocked down, FOB Bonduel, WI 54107, freight prepaid.** Freight class 125.

Specifications and prices are subject to change without prior notice.



			MODEL NUMBER			
			Basic Model	Module Color		
MODEL L					Approx. Packaged Weight	Delivered Pricing
 HRDPT	Dean Clamp-on Power Module (Corded)	36” Cord	MOD.MC1.36	<input type="checkbox"/> <input type="checkbox"/>	1.0#	\$ 305
	<ul style="list-style-type: none">• Toolessly clamps onto worksurfaces 3/4” to 1-1/2” thick	108” Cord	MOD.MC1.108	<input type="checkbox"/> <input type="checkbox"/>	1.0#	311
	<ul style="list-style-type: none">• Not compatible with modesty panels	180” Cord	MOD.MC1.180	<input type="checkbox"/> <input type="checkbox"/>	1.0#	322
	<ul style="list-style-type: none">• Provides two 3-prong receptacles, one USB-A and one USB-C charging port					
	<ul style="list-style-type: none">• Includes two strain-relief clips included for wire management					
	<ul style="list-style-type: none">• 15A approved					
	<ul style="list-style-type: none">• UL listed					
 HRDPT	Dean Clamp-on Power Module (Pattern)	40” Pattern Cord	MOD.PMC1.40	<input type="checkbox"/> <input type="checkbox"/>	1.0#	\$ 366
	<ul style="list-style-type: none">• Toolessly clamps onto worksurfaces 3/4” to 1-1/2” thick					
	<ul style="list-style-type: none">• Not compatible with modesty panels					
	<ul style="list-style-type: none">• Provides two 3-prong receptacles, one USB-A and one USB-C charging port					
	<ul style="list-style-type: none">• Pattern Infeed, jumpers, and gangers ordered separately					
	<ul style="list-style-type: none">• Wire management not included					
	<ul style="list-style-type: none">• 15A approved• UL listed					

A

B

HOW TO ORDER

Indicate the following information on order form:

1. Quantity of each item.
2. Model number, including options. See “How To Build a Model Number”.
3. Any special service required.

Note:

- The ☐ indicates that a choice is required.
- The absence of the ☐ indicates that no choice is required.
- Alpha-numeric characters in place of ☐ indicate that no other alternatives are available.

HOW TO BUILD A MODEL NUMBER

- A

Select basic model.
- B

Select module color.
Refer to the **Product Color Options** page in this price list.

SPECIAL SERVICES

Special Carton Marking

With specially marked information N/C

Shipping
Ships **knocked down, FOB Bonduel, WI 54107, freight prepaid.** Freight class 125.

Specifications and prices are subject to change without prior notice.

1330 Bellevue Street
P.O. Box 8100
Green Bay, WI 54308-8100
800.424.2432
ki.com

KI and Furnishing Knowledge are registered
trademarks of Krueger International, Inc.

© 2020 Krueger International, Inc.
All Rights Reserved.
Code KI-PLW-000248/KI/PDF



Furnishing Knowledge®