



PORTICO® TABLES

PRICE LIST

January 3, 2011

Updated October 3, 2022

800.424.2432



Portico™ Tables		
General Information		2
Product Color Options		3
Fixed Leg		4
Fixed Leg with Modesty Panel		7
Fixed Leg with PowerUp®		8
Folding Leg		9
Folding Leg with Modesty Panel		11
Folding Leg with PowerUp®		12
Flip-Top		13
Flip-Top with Modesty Panel		14
Lightweight Folding Leg		15
Portico™ Plus Tables		17
Portico™ Plus Tables		21
Portico™ Plus Tables		22
Storage and Accessories		23



Square Table, LX Base



Square Flip-Top Table, LX Base



Round Table, LX Base

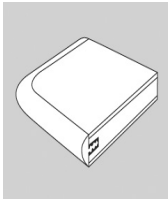


Rectangular Table, T Base

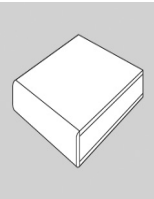


Trapezoidal Table, T Base

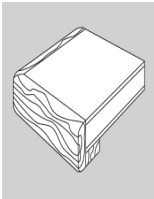
Features				
Fixed, folding, flip-top bases			•	•
Four edge styles	•	•	•	•
Lightweight top option			•	•
Casters Option	•	•	•	•



Laminate; 1-1/4" round vinyl bullnose edge; 1-1/2" radius corner (54B)




Laminate; 74P edge; square corner (74P)



Laminate; 1"x 1-3/4" wood bullnose edge; .62" radius corner (15W)




Adjustable Glides



Self-Leveling Glides (by Product Modification Request)



Ganging Device for Portico Plus



Portico Plus Quarter Round Ganging Device



Rectangular Table, TT Base



Rectangular Table, Quick-Release Modesty Panel

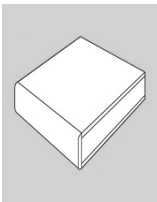


Rectangular Table, Folding Modesty Panel

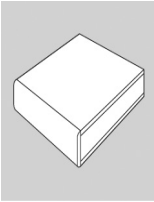


Portico™ Plus Tables

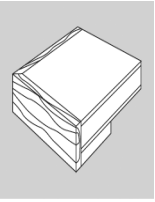
Features				
Fixed, folding bases	•	•	•	•
Four edge styles	•			•
Ganging				•
Modesty panel and wire management		•	•	
Casters Option	•	•	•	•




Laminate; 74P edge; square corner (74P)



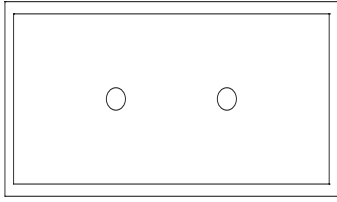
Laminate; 3/8" x 1-1/4" wood band edge: square corner: corner joint is not mitered (34S)



Laminate; 3/8" x 1-3/4" wood band edge: square corner: corner joint is not mitered (36S)



Grommet location for tables 36" or smaller



Grommet location for tables 42" or deeper

SPECIFICATIONS

Bases

The Portico double pedestal base table employs 14-gauge, 1-3/4" round steel upright columns and 16-gauge, 1-3/4" x 7/8" elliptical steel foot tubes in fixed, folding or flip-top models.

Portico includes T, TT, LX and cantilevered T base combinations. LX bases consist of 14-gauge, 3" round steel upright columns and 16-gauge, 1-3/4" x 7/8" elliptical steel foot tubes. Fixed table columns are welded to an 8" x 8" formed steel plate.

Portico bases are available in powder coat or bright chrome finish with plastic trim pieces (end caps and column caps) that can be color-matched to the vinyl table edge colors. Plastic end caps are secured via a "forcefit." The column cap is secured via a #8 x 3/4" tap screw.

Adjustable glides are secured to the foot tubes by threaded inserts. Self-leveling glides are available by Product Modification Request only.

Portico Table's Folding Mechanism

Built of 11-gauge, black zinc finish steel, the folding mechanism easily releases and folds leg tightly to table bottom and securely locks with two polypropylene clips. When opened, legs engage into place for a tight, rigid fit between leg and mechanism. Built-in nylon bumpers keep tables separated to prevent marring when tables are stacked on edge.

Table Surfaces

1-1/8" thick high-density particleboard core with high-pressure laminate top and phenolic backing sheet. Tops are pre-drilled. A "standard" table consists of a standard laminate worksurface and a 1-1/4" vinyl bullnose edge for any KI table base. KI tables can hold a maximum of 1.5 lbs for each inch of perimeter evenly distributed over the top.

Flip-Top

Standard flip-top table does not have a detachable top.

Portico Plus Ganging Mechanism

Built of black high-strength nylon, userfriendly ganger with pegs draws tables together. No tools are required when joining tables. Ganger is self-storing under table top. Mounting screws are provided. Tops are predrilled for placement of ganging pegs. Two gangers per table.

CAUTION: Gangers are not retrofittable to earlier purchased tables.

Folding Modesty Panels

.685" thick particleboard faced on both sides with laminate that matches table top. Modesty panels are 6-1/4" high by length of table. Mounting brackets are black and packed with the base. Table top and panel are pre-drilled. Lower edge of panel extends 8-1/4" from underside of table. Panel ships k.d.

Bright Chrome Finish

Surfaces are duplex nickel-chrome plated in a twenty-two step process.

Powder-Coated Finish

Hybrid powder coating is electrostatically applied. The dry coating is then fused and cured in a baking oven to form a smooth, continuous film. Finish is chemical-resistant, hard, tough and mar-resistant.

Quick-Release Modesty Panels

.685" thick particleboard faced on both sides with laminate that matches table top laminate. Lower edge of modesty panel extends 7-1/4" from underside of table.

Panel is easily removed from the table without tools. It locks into two 11-gauge steel retaining brackets and is removed by pulling down on vinyl-coated stainless steel release levers. Modesty panel is shipped k.d.

Portico Table Truck

Black powder-coated finish. Two swivel and two rigid 6" diameter casters with heavy-duty roller bearings. Rectangular or square table storage. Truck measures 60" long by 30" wide. Felt is standard on top edges. Six-table capacity is

standard. Four-table capacity for short fold.

Portico Lightweight Table

Top is 5-ply construction consisting of .050" thick laminate, 5.2mm 3-ply plywood, .75" thick high-density particleboard frame with honeycomb core, 5.2mm 3-ply plywood and .040" HPL backer.

Portico with PowerUp

Portico tables are available with one or two power/data modules, centrally located 4-1/4" from the front edge of table top.

PowerUp is a UL Listed, Relocatable Power Tap, which mounts flush into the table top. When flipped up, cover open, one (1) duplex receptacle and two (2) data ports are exposed. The underside of the table is provided with a hinged plastic channel (cord management trough) which covers the bottom of the power supply cords and data lines.

The PowerUp module is 6-1/4" long by 3" wide by 2-1/2" high when opened. It is provided with a 9 ft. or 15 ft., 3-conductor cord and is rated 120V

a/c, 15A. The cover snaps into the upright position to allow cords to be unplugged without the cover closing. The data ports are molded to accept AT&T "M" Series, RJ45 jacks. The module can be modified to accept various brand jacks.

Cords are further managed by the vertical leg wire manager of PowerUp.

Under-Table Wire Management

Constructed of high quality black velcro. Harness is fastened to table bottom with screws. Shipped assembled. Wire management options HO, HW and WO are only available on rectangle tables 96" and smaller (not available on any cantilever, flip-top or folding tables).

Leg Wireways

Scuff-resistant, high-impact rigid plastic. Two separate wire channels per leg. Fastened to legs with full length adhesive bond. Black only. One wireway per leg. Shipped assembled. Two leg wireways per top. Not available on 18" x 60" fixed base tables, 18" x 60" and 24" x 60" cantilevered base and folding tables.

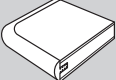
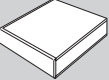
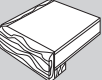


INFORMATION

Warranty

Refer to KI Terms & Conditions document or visit ki.com



Surface Finish--Laminate						Grommet Color		
Belair	LBQ	Cayenne	ECY	Ultra Blue	EUB	Black grommet	GBL	
Biltmore Cherry	LBT	Cherry Storm	ECX	Warm Grey	EWG	Blue Grey grommet	GGR	
Black	LBK	Cocobala	ECC	Zesty Lime	EZL	Cool Grey grommet	GCG	
Brighton Walnut	LBW	Cool Grey	ECG	Edge Color for 15W Edge			GFN	
Canyon Zephyr	LCA	Earthen Clay	EEY	Biltmore Cherry on Maple (sample not available)	MBT	Flannel grommet	GMV	
Castle Oak	LCO	Everglade Shade	EEV	Brighton Walnut on Maple (sample not available)	MBW	Misty Brown grommet	GSA	
Casual Linen	LCU	Flannel	EFN	Castle Oak	VOK	Sand grommet	GWG	
Cherry Storm	LCX	Florence Walnut	EFC	Cherry Storm on Maple	MCX	Warm Grey grommet		
Classic Linen	LCI	Friston Ash	EFH	Cinnamon on Maple	MCN	Plastic End Cap Color		
Cloud Zephyr	LCL	Frosty White	EFW	Cocoa on Maple	MCA	Black	PBL	
Cocobala	LCC	Hazy Jade	EHJ	Florence Walnut on Maple	MFC	Blue Grey	PGR	
Crisp Linen	LRI	Honey Bee	EHY	Kensington Maple on Maple	MMA	Cayenne	PCY	
Desert Zephyr	LDZ	Italian Silver Ash	EIT	Monticello Maple on Maple	MMT	Cool Grey	PCG	
Dove Grey	LDG	Kensington Maple	EKM	River Cherry on Maple	MRY	Earthen Clay	PEY	
Fired Steel	LIL	Light Tone	ELG	Base Finish			PEV	
Flax Linen	LXF	Mardi Gras	EMG	Black	BL	Everglade Shade	PFN	
Florence Walnut	LFC	Misty Brown	EMY	Blue Grey	GR	Flannel	PHJ	
Forged Steel	LOL	Monticello Maple	EMT	Bronze Metallic	ZM	Hazy Jade	PHY	
Friston Ash	LFH	Multiplex	EMB	Chrome	CY	Honey Bee	PLG	
Frosty White	LFW	Nemo	ENE	Cayenne	CM	Light Tone	PMG	
Graphite Nebula	LGN	Nordic	END	Champagne Metallic	CH	Mardi Gras	PMY	
Grey	LGE	Poppy Red	EPR	Chromium	CG	Misty Brown	PNE	
High Rise	LHE	Purple Haze	EPH	Cool Grey	CO	Nemo	PND	
Hollyberry	LHY	River Cherry	ERY	Cottonwood	EY	Nordic	PPR	
Irish Linen	LIH	Rubber Ducky	ERK	Earthen Clay	EX	Poppy Red	PPH	
Island	LID	Sand	ESA	Espresso Metallic	EV	Purple Haze	PRK	
Italian Silver Ash	LIT	Sky Blue	ESK	Everglade Shade	FN	Rubber Ducky	PSA	
Kensington Maple	LKM	Sterling Ash	EAZ	Flannel	GZ	Sand	PSK	
Lapis Blue	LLB	Surf's Up	ESP	Glitz Metallic	HJ	Sky Blue	PSP	
Markerboard White	LMK	Twilight Shadow	ETI	Hazy Jade	HY	Surf's Up	PTI	
Misted Zephyr	LMR	Ultra Blue	EUB	Honey Bee	LG	Twilight Shadow	PUB	
Monticello Maple	LMT	Warm Grey	EWG	Light Tone	MG	Ultra Blue	PWG	
Nickel Evolv	LNW	Windsor Mahogany	EWY	Mardi Gras	MY	Warm Grey	PZL	
North Sea	LNA	Zesty Lime	EZL	Misty Brown	NE	Zesty Lime		
Ocean	LON	Edge Color for 54B Edge			ND			
Pearl Bisque	LPB	Black	EBL	Nemo	PR			
Pearl Silver	LPS	Blue Grey	EGR	Nordic	PH			
Pressed Linen	LPR	Cayenne	ECY	Poppy Red	RK			
River Cherry	LRY	Cool Grey	ECG	Purple Haze	SA			
Rugged Linen	LRG	Earthen Clay	EEY	Rubber Ducky	SK			
Satin Stainless	LSS	Everglade Shade	EEV	Sand	SX			
Shadow Zephyr	LSR	Flannel	EFN	Sky Blue	SP			
Silicon evolv	LSV	Starlight Silver Metallic	EFW	Starlight Silver Metallic	TI			
Sterling Ash	LAZ	Surf's Up	EHJ	Surf's Up	UB			
Tailored Linen	LTL	Twilight Shadow	EHY	Twilight Shadow	WG			
Titanium evolv	LTV	Ultra Blue	ELG	Ultra Blue	ZL			
White Nebula	LWL	Warm Grey	EMG	Warm Grey				
White Sand	LWN	Zesty Lime	EMY	Zesty Lime				
Windsor Mahogany	LWY	Module Color			MBL			
Edge Color for 74P Edge			ENE	Black module	MGR			
Belair	EBQ	Blue Grey module	END	Blue Grey module	MCG			
Biltmore Cherry	EBT	Cool Grey module	EPR	Cool Grey module	MFN			
Black	EBL	Flannel module	EPH	Flannel module	MMY			
Blue Grey	EGR	Misty Brown module	ERK	Misty Brown module	MSA			
Brighton Walnut	EBW	Sand module	ESA	Sand module	MWG			
Castle Oak	ECO	Warm Grey module	ESK	Warm Grey module				
			ESP					
			ETI					

MODEL			MODEL NUMBER						Approx. Packaged Weight	 1-1/4" Vinyl Bullnose (54B)	 74P Edge (74P)	 1-3/4" Wood Bullnose (15W)
			Basic Model	Edge Style	Edge Color	Surface Finish	Base Finish	Plastic End Cap Color				
 PFIX	Rectangular Tables, T Base	Features	A x B									
		T Base	18 x 48"	P154F	<input type="checkbox"/>	<input type="checkbox"/>	<input type="checkbox"/>	<input type="checkbox"/>	53.0#	\$ 839	\$ 964	\$ 1224
		T Base	18 x 60"	P155F	<input type="checkbox"/>	<input type="checkbox"/>	<input type="checkbox"/>	<input type="checkbox"/>	65.0#	870	1051	1366
		T Base	18 x 72"	P156F	<input type="checkbox"/>	<input type="checkbox"/>	<input type="checkbox"/>	<input type="checkbox"/>	67.0#	932	1070	1515
		T Base	18 x 84"	P157F	<input type="checkbox"/>	<input type="checkbox"/>	<input type="checkbox"/>	<input type="checkbox"/>	73.0#	1014	1212	1786
		T Base	18 x 96"	P158F	<input type="checkbox"/>	<input type="checkbox"/>	<input type="checkbox"/>	<input type="checkbox"/>	80.0#	1090	1260	1923
		T Base	24 x 48"	P24F	<input type="checkbox"/>	<input type="checkbox"/>	<input type="checkbox"/>	<input type="checkbox"/>	70.0#	849	989	1363
		T Base	24 x 60"	P25F	<input type="checkbox"/>	<input type="checkbox"/>	<input type="checkbox"/>	<input type="checkbox"/>	75.0#	894	1111	1493
		T Base	24 x 72"	P26F	<input type="checkbox"/>	<input type="checkbox"/>	<input type="checkbox"/>	<input type="checkbox"/>	90.0#	1041	1168	1716
		T Base	24 x 84"	P27F	<input type="checkbox"/>	<input type="checkbox"/>	<input type="checkbox"/>	<input type="checkbox"/>	96.0#	1091	1328	1922
		T Base	24 x 96"	P28F	<input type="checkbox"/>	<input type="checkbox"/>	<input type="checkbox"/>	<input type="checkbox"/>	102.0#	1178	1394	2067
		T Base	30 x 48"	P254F	<input type="checkbox"/>	<input type="checkbox"/>	<input type="checkbox"/>	<input type="checkbox"/>	75.0#	879	1036	1488
		T Base	30 x 60"	P255F	<input type="checkbox"/>	<input type="checkbox"/>	<input type="checkbox"/>	<input type="checkbox"/>	93.0#	967	1178	1623
		T Base	30 x 72"	P256F	<input type="checkbox"/>	<input type="checkbox"/>	<input type="checkbox"/>	<input type="checkbox"/>	108.0#	1071	1269	1860
		T Base	30 x 84"	P257F	<input type="checkbox"/>	<input type="checkbox"/>	<input type="checkbox"/>	<input type="checkbox"/>	114.0#	1238	1443	2180
		T Base	30 x 96"	P258F	<input type="checkbox"/>	<input type="checkbox"/>	<input type="checkbox"/>	<input type="checkbox"/>	126.0#	1322	1532	2280
		T Base	36 x 48"	P34F	<input type="checkbox"/>	<input type="checkbox"/>	<input type="checkbox"/>	<input type="checkbox"/>	85.0#	927	1150	1661
		T Base	36 x 60"	P35F	<input type="checkbox"/>	<input type="checkbox"/>	<input type="checkbox"/>	<input type="checkbox"/>	107.0#	1113	1243	1902
		T Base	36 x 72"	P36F	<input type="checkbox"/>	<input type="checkbox"/>	<input type="checkbox"/>	<input type="checkbox"/>	118.0#	1147	1400	2158
		T Base	36 x 84"	P37F	<input type="checkbox"/>	<input type="checkbox"/>	<input type="checkbox"/>	<input type="checkbox"/>	135.0#	1376	1758	2201
		T Base	36 x 96"	P38F	<input type="checkbox"/>	<input type="checkbox"/>	<input type="checkbox"/>	<input type="checkbox"/>	145.0#	1395	1859	2255
 PFIX	Rectangular Tables, TT Bases <ul style="list-style-type: none">Tables with four TT bases have a two-piece top	Two 32" TT Bases	42 x 60"	P355F	<input type="checkbox"/>	<input type="checkbox"/>	<input type="checkbox"/>	<input type="checkbox"/>	120.0#	\$ 1515	\$ 1898	\$ 2305
		Two 32" TT Bases	42 x 72"	P356F	<input type="checkbox"/>	<input type="checkbox"/>	<input type="checkbox"/>	<input type="checkbox"/>	133.0#	1538	2055	2512
		Two 32" TT Bases	42 x 84"	P357F	<input type="checkbox"/>	<input type="checkbox"/>	<input type="checkbox"/>	<input type="checkbox"/>	141.0#	1651	2279	2687
		Two 32" TT Bases	42 x 96"	P358F	<input type="checkbox"/>	<input type="checkbox"/>	<input type="checkbox"/>	<input type="checkbox"/>	170.0#	1913	2389	2834
		Two 38" TT Bases	48 x 60"	P45F	<input type="checkbox"/>	<input type="checkbox"/>	<input type="checkbox"/>	<input type="checkbox"/>	135.0#	1591	1990	2406
		Two 38" TT Bases	48 x 72"	P46F	<input type="checkbox"/>	<input type="checkbox"/>	<input type="checkbox"/>	<input type="checkbox"/>	146.0#	1629	2146	2743
		Two 38" TT Bases	48 x 84"	P47F	<input type="checkbox"/>	<input type="checkbox"/>	<input type="checkbox"/>	<input type="checkbox"/>	164.0#	1716	2389	2872
		Two 38" TT Bases	48 x 96"	P48F	<input type="checkbox"/>	<input type="checkbox"/>	<input type="checkbox"/>	<input type="checkbox"/>	185.0#	1928	2520	2968
		Three 32" TT Bases	42 x 120"	P350F	<input type="checkbox"/>	<input type="checkbox"/>	<input type="checkbox"/>	<input type="checkbox"/>	220.0#	2193	3064	3933
		Three 38" TT Bases	48 x 120"	P410F	<input type="checkbox"/>	<input type="checkbox"/>	<input type="checkbox"/>	<input type="checkbox"/>	250.0#	2300	3232	4113
		Three 38" TT Bases	48 x 144"	P412F	<input type="checkbox"/>	<input type="checkbox"/>	<input type="checkbox"/>	<input type="checkbox"/>	280.0#	2763	3782	4352
		Four 38" TT Bases	60 x 192"	P516F	<input type="checkbox"/>	<input type="checkbox"/>	<input type="checkbox"/>	<input type="checkbox"/>	450.0#	5799	6421	8038
				A	B	C	D	E	F			

HOW TO ORDER

Indicate the following information on order form:

- Quantity of each item.
- Model number, including options. See "How To Build a Model Number".
- Any special service required.

Note:

- The ☐ indicates that a choice is required.
- The absence of the ☐ indicates that no choice is required.
- Alpha-numeric characters in place of ☐ indicate that no other alternatives are available.

HOW TO BUILD A MODEL NUMBER

- A**Select basic model.
- B**Select edge style.
- | | |
|------------|-------------------------|
| 54B | - 1-1/4" Vinyl bullnose |
| 74P | - 74P edge |
| 15W | - 1-3/4" Wood bullnose |

- C**Select edge color.
- Refer to the **Product Color Options** page in this price list.
- Edge color offerings are based on edge style selections.

- D**Select surface finish.
- Refer to the **Product Color Options** page in this price list.
- Surface finish offerings are based on edge style selections.

- E**Select base finish.
- Refer to the **Product Color Options** page in this price list.

- F**Select plastic end cap color.
- Refer to the **Product Color Options** page in this price list.

FINISH INFORMATION

Additional Laminate Offering

Additional laminates beyond KI standard offering, are available with two weeks extended leadtime. To specify additional laminates, use these designators followed by the supplier's color/pattern code:

Formica - LF/supplier's color pattern code
Nevamar - LN/supplier's color pattern code
Wilsonart - LW/supplier's color pattern code

KI's standard finish is the supplier's recommended finish for that color/pattern.

Note: Nonstandard laminates from these suppliers (example: textured laminates), require an up-charge and additional leadtime.

Contact KI.

Additional Stains

Specially stained edges beyond the KI standard offering (as shown under Edge Color column on Product Color Options page) are also available.

Contact KI.

OPTIONS

Base Options

Casters:

Black only. Add a "/C" to end of model number for casters. Casters are factory installed, not field installable. Casters are all locking.

Upcharge is list \$73 per table.

Table Heights Other Than 29"

Table heights other than 29" are available. Add the table height in inches to the end of the model number string.

Example: to specify 27-1/4" from the top of the table to the floor add "/27.25" to the end of the model number. The maximum height is 42".

SPECIAL SERVICES













































































































Special Carton Marking

With specially marked information N/C

Shipping

Ships **knocked down, FOB Green Bay, WI 54302, freight prepaid.** Freight class 85.

Specifications and prices are subject to change without prior notice.

				MODEL NUMBER												
MODEL				Features	A x B x C	Basic Model	Edge Style	Edge Color	Surface Finish	Base Finish	Plastic End Cap Color					
												Approx. Packaged Weight	1-1/4" Vinyl Bullnose (54B)	74P Edge (74P)	1-3/4" Wood Bullnose (15W)	
 PFIX	Rectangular Tables, Cantilevered, T Base			Cantilevered T Base	18 x 48"	P154C						53.0#	\$ 839	\$ 1012	\$ 1224	
				Cantilevered T Base	18 x 60"	P155C						65.0#	870	1051	1366	
				Cantilevered T Base	18 x 72"	P156C						67.0#	932	1070	1515	
				Cantilevered T Base	24 x 48"	P24C						70.0#	849	1088	1310	
				Cantilevered T Base	24 x 60"	P25C						75.0#	894	1111	1493	
				Cantilevered T Base	24 x 72"	P26C						90.0#	1041	1168	1716	
 PFIX	Racetrack Tables (Oval), T and TT Bases			T Base	36 x 72"	P036F						115.0#	\$ 1427	\$ 1962	\$ 2528	
				TT Base	42 x 84"	P07F						135.0#	1857	3050	3225	
				TT Base	48 x 96"	P048F						180.0#	2082	3276	3306	
 PFIX	Boat Shape Tables, TT Base			Three TT Bases	36 x 48 x 144"	P412BF3						260.0#	\$ 3374	\$ 4340	\$ 4785	
	• Tables with four TT bases have a two-piece top			Four TT Bases	36 x 48 x 144"	P412B24						260.0#	3713	4788	5261	
				Four TT Bases	42 x 60 x 192"	P516B2						425.0#	4965	6973	8839	
 PFIX	Crescent Tables, T Base			T Base	48 x 24 x 75 1/2"	PC24F						66.0#	\$ 1158	\$ 1807	\$ 2087	
				T Base	60 x 24 x 94"	PC25F						91.0#	1711	2450	2968	
				T Base	48 x 30 x 75-1/2"	PC254F						89.0#	1212	1813	2025	
				T Base	60 x 30 x 94"	PC255F						107.0#	1736	2473	2968	
				T Base	60 x 36 x 94"	PC35F						126.0#	1684	2394	3010	
				T Base	72 x 36 x 113"	PC36F						151.0#	1758	3718	3036	
 PFIX	Half Round Tables, T Base			T Base	30 x 60"	PH255F						74.0#	\$ 1151	\$ 1623	\$ 1989	
				T Base	36 x 72"	PH36F						101.0#	1404	2017	2428	
						A	B	C	D	E	F					

Indicate the following information on order form:

1. Quantity of each item.
2. Model number, including options. See "How To Build a Model Number".
3. Any special service required.

Note:

- The ☐ indicates that a choice is required.
- The absence of the ☐ indicates that no choice is required.
- Alpha-numeric characters in place of ☐ indicate that no other alternatives are available.

A Select basic model.

B Select edge style.

54B	- 1-1/4" Vinyl bullnose
74P	- 74P edge
15W	- 1-3/4" Wood bullnose

C Select edge color.
Refer to the **Product Color Options** page in this price list.
Edge color offerings are based on edge style selections.

D Select surface finish.
Refer to the **Product Color Options** page in this price list.
Surface finish offerings are based on edge style selections.

E Select base finish.
Refer to the **Product Color Options** page in this price list.

F Select plastic end cap color.
Refer to the **Product Color Options** page in this price list.

Additional Laminate Offering

Additional laminates beyond KI standard offering, are available with two weeks extended leadtime. To specify additional laminates, use these designators followed by the supplier's color/pattern code:

Formica - LF/supplier's color pattern code
Nevamar - LN/supplier's color pattern code
Wilsonart - LW/supplier's color pattern code

KI's standard finish is the supplier's recommended finish for that color/pattern.

Note: Nonstandard laminates from these suppliers (example: textured laminates), require an up-charge and additional leadtime.

Contact KI.

Specially stained edges beyond the KI standard offering (as shown under Edge Color column on Product Color Options page) are also available. Contact KI.

Base Options

Casters:
Black only. Add a "C" to end of model number for casters. Casters are factory installed, not field installable. Casters are all locking.
Upcharge is list \$73 per table.

Table heights other than 29" are available. Add the table height in inches to the end of the model number string.

Example: to specify 27-1/4" from the top of the table to the floor add "/27.25" to the end of the model number. The maximum height is 42".

With specially marked information N/C

Ships knocked down, FOB Green Bay, WI 54302, freight prepaid. Freight class 85.

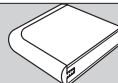
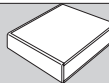




Specifications and prices are subject to change without prior notice.

Portico™ Tables

Fixed Leg with Modesty Panel

Portico™ Tables

Fixed Leg with Modesty Panel

			MODEL NUMBER							<div>Approx. Packaged Weight</div> <div>1-1/4" Vinyl Bullnose (54B)</div> <div>74P Edge (74P)</div>			
			Basic Model	Edge Style	Edge Color	Surface Finish	Base Finish	Plastic End Cap Color					
<div><div>PFIXM</div></div>	<div></div>	<div>Rectangular Tables, Fixed Leg, Modesty Panel, T Base<ul style="list-style-type: none">Modesty panels available with standard folding mechanism (M) or quick release mechanism (Q)Modesty panel only available in black bullnose edge</div>	T Base	18 x 60"	P155F/M	<input type="checkbox"/> <input type="checkbox"/> <input type="checkbox"/>	<input type="checkbox"/> <input type="checkbox"/> <input type="checkbox"/>	<input type="checkbox"/> <input type="checkbox"/>	<input type="checkbox"/> <input type="checkbox"/>	77.0#	\$ 1080	\$ 1255	
			T Base	18 x 60"	P155F/Q	<input type="checkbox"/> <input type="checkbox"/> <input type="checkbox"/>	<input type="checkbox"/> <input type="checkbox"/> <input type="checkbox"/>	<input type="checkbox"/> <input type="checkbox"/>	<input type="checkbox"/> <input type="checkbox"/>	<input type="checkbox"/> <input type="checkbox"/>	77.0#	1080	1255
			T Base	18 x 72"	P156F/M	<input type="checkbox"/> <input type="checkbox"/> <input type="checkbox"/>	<input type="checkbox"/> <input type="checkbox"/> <input type="checkbox"/>	<input type="checkbox"/> <input type="checkbox"/>	<input type="checkbox"/> <input type="checkbox"/>	<input type="checkbox"/> <input type="checkbox"/>	80.0#	1200	1333
			T Base	18 x 72"	P156F/Q	<input type="checkbox"/> <input type="checkbox"/> <input type="checkbox"/>	<input type="checkbox"/> <input type="checkbox"/> <input type="checkbox"/>	<input type="checkbox"/> <input type="checkbox"/>	<input type="checkbox"/> <input type="checkbox"/>	<input type="checkbox"/> <input type="checkbox"/>	80.0#	1200	1333
			T Base	18 x 84"	P157F/M	<input type="checkbox"/> <input type="checkbox"/> <input type="checkbox"/>	<input type="checkbox"/> <input type="checkbox"/> <input type="checkbox"/>	<input type="checkbox"/> <input type="checkbox"/>	<input type="checkbox"/> <input type="checkbox"/>	<input type="checkbox"/> <input type="checkbox"/>	89.0#	1282	1464
			T Base	18 x 84"	P157F/Q	<input type="checkbox"/> <input type="checkbox"/> <input type="checkbox"/>	<input type="checkbox"/> <input type="checkbox"/> <input type="checkbox"/>	<input type="checkbox"/> <input type="checkbox"/>	<input type="checkbox"/> <input type="checkbox"/>	<input type="checkbox"/> <input type="checkbox"/>	89.0#	1282	1464
			T Base	18 x 96"	P158F/M	<input type="checkbox"/> <input type="checkbox"/> <input type="checkbox"/>	<input type="checkbox"/> <input type="checkbox"/> <input type="checkbox"/>	<input type="checkbox"/> <input type="checkbox"/>	<input type="checkbox"/> <input type="checkbox"/>	<input type="checkbox"/> <input type="checkbox"/>	99.0#	1356	1477
			T Base	24 x 60"	P25F/M	<input type="checkbox"/> <input type="checkbox"/> <input type="checkbox"/>	<input type="checkbox"/> <input type="checkbox"/> <input type="checkbox"/>	<input type="checkbox"/> <input type="checkbox"/>	<input type="checkbox"/> <input type="checkbox"/>	<input type="checkbox"/> <input type="checkbox"/>	89.0#	1107	1323
			T Base	24 x 60"	P25F/Q	<input type="checkbox"/> <input type="checkbox"/> <input type="checkbox"/>	<input type="checkbox"/> <input type="checkbox"/> <input type="checkbox"/>	<input type="checkbox"/> <input type="checkbox"/>	<input type="checkbox"/> <input type="checkbox"/>	<input type="checkbox"/> <input type="checkbox"/>	89.0#	1107	1323
			T Base	24 x 72"	P26F/M	<input type="checkbox"/> <input type="checkbox"/> <input type="checkbox"/>	<input type="checkbox"/> <input type="checkbox"/> <input type="checkbox"/>	<input type="checkbox"/> <input type="checkbox"/>	<input type="checkbox"/> <input type="checkbox"/>	<input type="checkbox"/> <input type="checkbox"/>	107.0#	1305	1436
			T Base	24 x 72"	P26F/Q	<input type="checkbox"/> <input type="checkbox"/> <input type="checkbox"/>	<input type="checkbox"/> <input type="checkbox"/> <input type="checkbox"/>	<input type="checkbox"/> <input type="checkbox"/>	<input type="checkbox"/> <input type="checkbox"/>	<input type="checkbox"/> <input type="checkbox"/>	107.0#	1305	1436
			T Base	24 x 84"	P27F/M	<input type="checkbox"/> <input type="checkbox"/> <input type="checkbox"/>	<input type="checkbox"/> <input type="checkbox"/> <input type="checkbox"/>	<input type="checkbox"/> <input type="checkbox"/>	<input type="checkbox"/> <input type="checkbox"/>	<input type="checkbox"/> <input type="checkbox"/>	116.0#	1357	1588
			T Base	24 x 84"	P27F/Q	<input type="checkbox"/> <input type="checkbox"/> <input type="checkbox"/>	<input type="checkbox"/> <input type="checkbox"/> <input type="checkbox"/>	<input type="checkbox"/> <input type="checkbox"/>	<input type="checkbox"/> <input type="checkbox"/>	<input type="checkbox"/> <input type="checkbox"/>	116.0#	1357	1588
			T Base	24 x 96"	P28F/M	<input type="checkbox"/> <input type="checkbox"/> <input type="checkbox"/>	<input type="checkbox"/> <input type="checkbox"/> <input type="checkbox"/>	<input type="checkbox"/> <input type="checkbox"/>	<input type="checkbox"/> <input type="checkbox"/>	<input type="checkbox"/> <input type="checkbox"/>	125.0#	1442	1654
			T Base	24 x 96"	P28F/Q	<input type="checkbox"/> <input type="checkbox"/> <input type="checkbox"/>	<input type="checkbox"/> <input type="checkbox"/> <input type="checkbox"/>	<input type="checkbox"/> <input type="checkbox"/>	<input type="checkbox"/> <input type="checkbox"/>	<input type="checkbox"/> <input type="checkbox"/>	125.0#	1442	1654
			T Base	30 x 60"	P255F/M	<input type="checkbox"/> <input type="checkbox"/> <input type="checkbox"/>	<input type="checkbox"/> <input type="checkbox"/> <input type="checkbox"/>	<input type="checkbox"/> <input type="checkbox"/>	<input type="checkbox"/> <input type="checkbox"/>	<input type="checkbox"/> <input type="checkbox"/>	110.0#	1177	1395
			T Base	30 x 60"	P255F/Q	<input type="checkbox"/> <input type="checkbox"/> <input type="checkbox"/>	<input type="checkbox"/> <input type="checkbox"/> <input type="checkbox"/>	<input type="checkbox"/> <input type="checkbox"/>	<input type="checkbox"/> <input type="checkbox"/>	<input type="checkbox"/> <input type="checkbox"/>	110.0#	1177	1395
			T Base	30 x 72"	P256F/M	<input type="checkbox"/> <input type="checkbox"/> <input type="checkbox"/>	<input type="checkbox"/> <input type="checkbox"/> <input type="checkbox"/>	<input type="checkbox"/> <input type="checkbox"/>	<input type="checkbox"/> <input type="checkbox"/>	<input type="checkbox"/> <input type="checkbox"/>	128.0#	1334	1532
			T Base	30 x 72"	P256F/Q	<input type="checkbox"/> <input type="checkbox"/> <input type="checkbox"/>	<input type="checkbox"/> <input type="checkbox"/> <input type="checkbox"/>	<input type="checkbox"/> <input type="checkbox"/>	<input type="checkbox"/> <input type="checkbox"/>	<input type="checkbox"/> <input type="checkbox"/>	128.0#	1334	1532
			T Base	30 x 84"	P257F/M	<input type="checkbox"/> <input type="checkbox"/> <input type="checkbox"/>	<input type="checkbox"/> <input type="checkbox"/> <input type="checkbox"/>	<input type="checkbox"/> <input type="checkbox"/>	<input type="checkbox"/> <input type="checkbox"/>	<input type="checkbox"/> <input type="checkbox"/>	138.0#	1499	1713
			T Base	30 x 84"	P257F/Q	<input type="checkbox"/> <input type="checkbox"/> <input type="checkbox"/>	<input type="checkbox"/> <input type="checkbox"/> <input type="checkbox"/>	<input type="checkbox"/> <input type="checkbox"/>	<input type="checkbox"/> <input type="checkbox"/>	<input type="checkbox"/> <input type="checkbox"/>	138.0#	1499	1713
			T Base	30 x 96"	P258F/M	<input type="checkbox"/> <input type="checkbox"/> <input type="checkbox"/>	<input type="checkbox"/> <input type="checkbox"/> <input type="checkbox"/>	<input type="checkbox"/> <input type="checkbox"/>	<input type="checkbox"/> <input type="checkbox"/>	<input type="checkbox"/> <input type="checkbox"/>	153.0#	1584	1795
			T Base	30 x 96"	P258F/Q	<input type="checkbox"/> <input type="checkbox"/> <input type="checkbox"/>	<input type="checkbox"/> <input type="checkbox"/> <input type="checkbox"/>	<input type="checkbox"/> <input type="checkbox"/>	<input type="checkbox"/> <input type="checkbox"/>	<input type="checkbox"/> <input type="checkbox"/>	153.0#	1584	1795
<div><div>PFIXM</div></div>	<div></div>	<div>Rectangular Tables, Fixed Leg, Modesty Panel, Cantilevered T Base<ul style="list-style-type: none">Modesty panels available with standard folding mechanism (M) or quick release mechanism (Q)Modesty panel only available in black bullnose edge</div>	Cantilevered T Base	18 x 60"	P155C/M	<input type="checkbox"/> <input type="checkbox"/> <input type="checkbox"/>	<input type="checkbox"/> <input type="checkbox"/> <input type="checkbox"/>	<input type="checkbox"/> <input type="checkbox"/> <input type="checkbox"/>	<input type="checkbox"/> <input type="checkbox"/>	<input type="checkbox"/> <input type="checkbox"/>	77.0#	\$ 1080	\$ 1255
			Cantilevered T Base	18 x 72"	P156C/M	<input type="checkbox"/> <input type="checkbox"/> <input type="checkbox"/>	<input type="checkbox"/> <input type="checkbox"/> <input type="checkbox"/>	<input type="checkbox"/> <input type="checkbox"/>	<input type="checkbox"/> <input type="checkbox"/>	<input type="checkbox"/> <input type="checkbox"/>	80.0#	1200	1283
			Cantilevered T Base	18 x 72"	P156C/Q	<input type="checkbox"/> <input type="checkbox"/> <input type="checkbox"/>	<input type="checkbox"/> <input type="checkbox"/> <input type="checkbox"/>	<input type="checkbox"/> <input type="checkbox"/>	<input type="checkbox"/> <input type="checkbox"/>	<input type="checkbox"/> <input type="checkbox"/>	80.0#	1200	1283
			Cantilevered T Base	24 x 60"	P25C/M	<input type="checkbox"/> <input type="checkbox"/> <input type="checkbox"/>	<input type="checkbox"/> <input type="checkbox"/> <input type="checkbox"/>	<input type="checkbox"/> <input type="checkbox"/>	<input type="checkbox"/> <input type="checkbox"/>	<input type="checkbox"/> <input type="checkbox"/>	89.0#	1107	1323
			Cantilevered T Base	24 x 60"	P25C/Q	<input type="checkbox"/> <input type="checkbox"/> <input type="checkbox"/>	<input type="checkbox"/> <input type="checkbox"/> <input type="checkbox"/>	<input type="checkbox"/> <input type="checkbox"/>	<input type="checkbox"/> <input type="checkbox"/>	<input type="checkbox"/> <input type="checkbox"/>	89.0#	1107	1323
			Cantilevered T Base	24 x 72"	P26C/Q	<input type="checkbox"/> <input type="checkbox"/> <input type="checkbox"/>	<input type="checkbox"/> <input type="checkbox"/> <input type="checkbox"/>	<input type="checkbox"/> <input type="checkbox"/>	<input type="checkbox"/> <input type="checkbox"/>	<input type="checkbox"/> <input type="checkbox"/>	107.0#	1305	1436
			A	B	C	D	E	F					

HOW TO ORDER

Indicate the following information on order form:

- Quantity of each item.
- Model number, including options. See "How To Build a Model Number".
- Any special service required.

Note:

- The ☐ indicates that a choice is required.
- The absence of the ☐ indicates that no choice is required.
- Alpha-numeric characters in place of ☐ indicate that no other alternatives are available.

HOW TO BUILD A MODEL NUMBER

- A**Select basic model.
- B**Select edge style.

54B

- 1-1/4" Vinyl bullnose

74P

- 74P edge
- C**Select edge color.

Refer to the **Product Color Options** page in this price list.

Edge color offerings are based on edge style selections.
- D**Select surface finish.

Refer to the **Product Color Options** page in this price list.

Surface finish offerings are based on edge style selections.
- E**Select base finish.

Refer to the **Product Color Options** page in this price list.
- F**Select plastic end cap color.

Refer to the **Product Color Options** page in this price list.

FINISH INFORMATION

Additional Laminate Offering
Additional laminates beyond KI standard offering, are available with two weeks extended leadtime. To specify additional laminates, use these designators followed by the supplier's color/pattern code:

Formica - LF/supplier's color pattern code
Nevamar - LN/supplier's color pattern code
Wilsonart - LW/supplier's color pattern code

KI's standard finish is the supplier's recommended finish for that color/pattern.
Note: Nonstandard laminates from these suppliers (example: textured laminates), require an up-charge and additional leadtime.
Contact KI.

Additional Stains
Specially stained edges beyond the KI standard offering (as shown under Edge Color column on Product Color Options page) are also available.
Contact KI.

OPTIONS

Base Options
Casters:
Black only. Add a "/C" to end of model number for casters. Casters are factory installed, not field installable. Casters are all locking.
Upcharge is list \$73 per table.

Table Heights Other Than 29"
Table heights other than 29" are available. Add the table height in inches to the end of the model number string.
Example: to specify 27-1/4" from the top of the table to the floor add "/27.25" to the end of the model number. The maximum height is 42".

SPECIAL SERVICES

Special Carton Marking

With specially marked information N/C

Shipping
Ships **knocked down, FOB Green Bay, WI 54302, freight prepaid.** Freight class 85.

Specifications and prices are subject to change without prior notice.

Portico™ Tables
Fixed Leg with PowerUp®



Portico™ Tables
Fixed Leg with PowerUp®

			MODEL NUMBER								Approx. Packaged Weight	1-1/4" Vinyl Bullnose (54B)	74P Edge (74P)	1-3/4" Wood Bullnose (15W)
			Basic Model	Edge Style	Edge Color	Surface Finish	Base Finish	Plastic End Cap Color	Cord (feet)	Module Color				
 PPUX Fixed Leg, Rectangular Tables with PowerUp® • Available with one module (1) or two modules (2)	T Base	24 x 60"	PD25F/1	<input type="checkbox"/> <input type="checkbox"/> <input type="checkbox"/> <input type="checkbox"/>	<input type="checkbox"/> <input type="checkbox"/> <input type="checkbox"/> <input type="checkbox"/>	<input type="checkbox"/> <input type="checkbox"/> <input type="checkbox"/> <input type="checkbox"/>	<input type="checkbox"/> <input type="checkbox"/>	<input type="checkbox"/> <input type="checkbox"/> <input type="checkbox"/> <input type="checkbox"/>	<input type="checkbox"/> <input type="checkbox"/>	<input type="checkbox"/> <input type="checkbox"/> <input type="checkbox"/> <input type="checkbox"/>	78.0#	\$ 1159	\$ 1376	\$ 1759
	T Base	24 x 60"	PD25F/2	<input type="checkbox"/> <input type="checkbox"/> <input type="checkbox"/> <input type="checkbox"/>	<input type="checkbox"/> <input type="checkbox"/> <input type="checkbox"/> <input type="checkbox"/>	<input type="checkbox"/> <input type="checkbox"/> <input type="checkbox"/> <input type="checkbox"/>	<input type="checkbox"/> <input type="checkbox"/>	<input type="checkbox"/> <input type="checkbox"/> <input type="checkbox"/> <input type="checkbox"/>	<input type="checkbox"/> <input type="checkbox"/>	<input type="checkbox"/> <input type="checkbox"/> <input type="checkbox"/> <input type="checkbox"/>	78.0#	1268	1483	1866
	T Base	24 x 72"	PD26F/1	<input type="checkbox"/> <input type="checkbox"/> <input type="checkbox"/> <input type="checkbox"/>	<input type="checkbox"/> <input type="checkbox"/> <input type="checkbox"/> <input type="checkbox"/>	<input type="checkbox"/> <input type="checkbox"/> <input type="checkbox"/> <input type="checkbox"/>	<input type="checkbox"/> <input type="checkbox"/>	<input type="checkbox"/> <input type="checkbox"/> <input type="checkbox"/> <input type="checkbox"/>	<input type="checkbox"/> <input type="checkbox"/>	<input type="checkbox"/> <input type="checkbox"/> <input type="checkbox"/> <input type="checkbox"/>	93.0#	1305	1436	1980
	T Base	24 x 72"	PD26F/2	<input type="checkbox"/> <input type="checkbox"/> <input type="checkbox"/> <input type="checkbox"/>	<input type="checkbox"/> <input type="checkbox"/> <input type="checkbox"/> <input type="checkbox"/>	<input type="checkbox"/> <input type="checkbox"/> <input type="checkbox"/> <input type="checkbox"/>	<input type="checkbox"/> <input type="checkbox"/>	<input type="checkbox"/> <input type="checkbox"/> <input type="checkbox"/> <input type="checkbox"/>	<input type="checkbox"/> <input type="checkbox"/>	<input type="checkbox"/> <input type="checkbox"/> <input type="checkbox"/> <input type="checkbox"/>	93.0#	1411	1541	2089
	T Base	30 x 60"	PD255F/1	<input type="checkbox"/> <input type="checkbox"/> <input type="checkbox"/> <input type="checkbox"/>	<input type="checkbox"/> <input type="checkbox"/> <input type="checkbox"/> <input type="checkbox"/>	<input type="checkbox"/> <input type="checkbox"/> <input type="checkbox"/> <input type="checkbox"/>	<input type="checkbox"/> <input type="checkbox"/>	<input type="checkbox"/> <input type="checkbox"/> <input type="checkbox"/> <input type="checkbox"/>	<input type="checkbox"/> <input type="checkbox"/>	<input type="checkbox"/> <input type="checkbox"/> <input type="checkbox"/> <input type="checkbox"/>	96.0#	1235	1442	1883
	T Base	30 x 60"	PD255F/2	<input type="checkbox"/> <input type="checkbox"/> <input type="checkbox"/> <input type="checkbox"/>	<input type="checkbox"/> <input type="checkbox"/> <input type="checkbox"/> <input type="checkbox"/>	<input type="checkbox"/> <input type="checkbox"/> <input type="checkbox"/> <input type="checkbox"/>	<input type="checkbox"/> <input type="checkbox"/>	<input type="checkbox"/> <input type="checkbox"/> <input type="checkbox"/> <input type="checkbox"/>	<input type="checkbox"/> <input type="checkbox"/>	<input type="checkbox"/> <input type="checkbox"/> <input type="checkbox"/> <input type="checkbox"/>	96.0#	1341	1553	1995
	T Base	30 x 72"	PD256F/1	<input type="checkbox"/> <input type="checkbox"/> <input type="checkbox"/> <input type="checkbox"/>	<input type="checkbox"/> <input type="checkbox"/> <input type="checkbox"/> <input type="checkbox"/>	<input type="checkbox"/> <input type="checkbox"/> <input type="checkbox"/> <input type="checkbox"/>	<input type="checkbox"/> <input type="checkbox"/>	<input type="checkbox"/> <input type="checkbox"/> <input type="checkbox"/> <input type="checkbox"/>	<input type="checkbox"/> <input type="checkbox"/>	<input type="checkbox"/> <input type="checkbox"/> <input type="checkbox"/> <input type="checkbox"/>	111.0#	1334	1532	2122
	T Base	30 x 72"	PD256F/2	<input type="checkbox"/> <input type="checkbox"/> <input type="checkbox"/> <input type="checkbox"/>	<input type="checkbox"/> <input type="checkbox"/> <input type="checkbox"/> <input type="checkbox"/>	<input type="checkbox"/> <input type="checkbox"/> <input type="checkbox"/> <input type="checkbox"/>	<input type="checkbox"/> <input type="checkbox"/>	<input type="checkbox"/> <input type="checkbox"/> <input type="checkbox"/> <input type="checkbox"/>	<input type="checkbox"/> <input type="checkbox"/>	<input type="checkbox"/> <input type="checkbox"/> <input type="checkbox"/> <input type="checkbox"/>	111.0#	1442	1639	2230
 PPUX Fixed Cantilevered Leg, Rectangular Tables with PowerUp® • Available with one module (1) or two modules (2)	Cantilevered T Base	24 x 60"	PD25C/1	<input type="checkbox"/> <input type="checkbox"/> <input type="checkbox"/> <input type="checkbox"/>	<input type="checkbox"/> <input type="checkbox"/> <input type="checkbox"/> <input type="checkbox"/>	<input type="checkbox"/> <input type="checkbox"/> <input type="checkbox"/> <input type="checkbox"/>	<input type="checkbox"/> <input type="checkbox"/>	<input type="checkbox"/> <input type="checkbox"/> <input type="checkbox"/> <input type="checkbox"/>	<input type="checkbox"/> <input type="checkbox"/>	<input type="checkbox"/> <input type="checkbox"/> <input type="checkbox"/> <input type="checkbox"/>	78.0#	\$ 1159	\$ 1376	\$ 1759
	Cantilevered T Base	24 x 60"	PD25C/2	<input type="checkbox"/> <input type="checkbox"/> <input type="checkbox"/> <input type="checkbox"/>	<input type="checkbox"/> <input type="checkbox"/> <input type="checkbox"/> <input type="checkbox"/>	<input type="checkbox"/> <input type="checkbox"/> <input type="checkbox"/> <input type="checkbox"/>	<input type="checkbox"/> <input type="checkbox"/>	<input type="checkbox"/> <input type="checkbox"/> <input type="checkbox"/> <input type="checkbox"/>	<input type="checkbox"/> <input type="checkbox"/>	<input type="checkbox"/> <input type="checkbox"/> <input type="checkbox"/> <input type="checkbox"/>	78.0#	1268	1483	1866
	Cantilevered T Base	24 x 72"	PD26C/1	<input type="checkbox"/> <input type="checkbox"/> <input type="checkbox"/> <input type="checkbox"/>	<input type="checkbox"/> <input type="checkbox"/> <input type="checkbox"/> <input type="checkbox"/>	<input type="checkbox"/> <input type="checkbox"/> <input type="checkbox"/> <input type="checkbox"/>	<input type="checkbox"/> <input type="checkbox"/>	<input type="checkbox"/> <input type="checkbox"/> <input type="checkbox"/> <input type="checkbox"/>	<input type="checkbox"/> <input type="checkbox"/>	<input type="checkbox"/> <input type="checkbox"/> <input type="checkbox"/> <input type="checkbox"/>	93.0#	1305	1436	1980
	Cantilevered T Base	24 x 72"	PD26C/2	<input type="checkbox"/> <input type="checkbox"/> <input type="checkbox"/> <input type="checkbox"/>	<input type="checkbox"/> <input type="checkbox"/> <input type="checkbox"/> <input type="checkbox"/>	<input type="checkbox"/> <input type="checkbox"/> <input type="checkbox"/> <input type="checkbox"/>	<input type="checkbox"/> <input type="checkbox"/>	<input type="checkbox"/> <input type="checkbox"/> <input type="checkbox"/> <input type="checkbox"/>	<input type="checkbox"/> <input type="checkbox"/>	<input type="checkbox"/> <input type="checkbox"/> <input type="checkbox"/> <input type="checkbox"/>	93.0#	1411	1541	2089
 PPUXQ Fixed Leg, Quick Release Modesty Panel, Rectangular Tables w/ PowerUp® • Available with one module (1) or two modules (2)	T Base	24 x 60"	PD25FQ/1	<input type="checkbox"/> <input type="checkbox"/> <input type="checkbox"/> <input type="checkbox"/>	<input type="checkbox"/> <input type="checkbox"/> <input type="checkbox"/> <input type="checkbox"/>	<input type="checkbox"/> <input type="checkbox"/> <input type="checkbox"/> <input type="checkbox"/>	<input type="checkbox"/> <input type="checkbox"/>	<input type="checkbox"/> <input type="checkbox"/> <input type="checkbox"/> <input type="checkbox"/>	<input type="checkbox"/> <input type="checkbox"/>	<input type="checkbox"/> <input type="checkbox"/> <input type="checkbox"/> <input type="checkbox"/>	92.0#	\$ 1368	\$ 1586	N/A
	T Base	24 x 60"	PD25FQ/2	<input type="checkbox"/> <input type="checkbox"/> <input type="checkbox"/> <input type="checkbox"/>	<input type="checkbox"/> <input type="checkbox"/> <input type="checkbox"/> <input type="checkbox"/>	<input type="checkbox"/> <input type="checkbox"/> <input type="checkbox"/> <input type="checkbox"/>	<input type="checkbox"/> <input type="checkbox"/>	<input type="checkbox"/> <input type="checkbox"/> <input type="checkbox"/> <input type="checkbox"/>	<input type="checkbox"/> <input type="checkbox"/>	<input type="checkbox"/> <input type="checkbox"/> <input type="checkbox"/> <input type="checkbox"/>	92.0#	1478	1695	N/A
	T Base	24 x 72"	PD26FQ/1	<input type="checkbox"/> <input type="checkbox"/> <input type="checkbox"/> <input type="checkbox"/>	<input type="checkbox"/> <input type="checkbox"/> <input type="checkbox"/> <input type="checkbox"/>	<input type="checkbox"/> <input type="checkbox"/> <input type="checkbox"/> <input type="checkbox"/>	<input type="checkbox"/> <input type="checkbox"/>	<input type="checkbox"/> <input type="checkbox"/> <input type="checkbox"/> <input type="checkbox"/>	<input type="checkbox"/> <input type="checkbox"/>	<input type="checkbox"/> <input type="checkbox"/> <input type="checkbox"/> <input type="checkbox"/>	110.0#	1566	1694	N/A
	T Base	24 x 72"	PD26FQ/2	<input type="checkbox"/> <input type="checkbox"/> <input type="checkbox"/> <input type="checkbox"/>	<input type="checkbox"/> <input type="checkbox"/> <input type="checkbox"/> <input type="checkbox"/>	<input type="checkbox"/> <input type="checkbox"/> <input type="checkbox"/> <input type="checkbox"/>	<input type="checkbox"/> <input type="checkbox"/>	<input type="checkbox"/> <input type="checkbox"/> <input type="checkbox"/> <input type="checkbox"/>	<input type="checkbox"/> <input type="checkbox"/>	<input type="checkbox"/> <input type="checkbox"/> <input type="checkbox"/> <input type="checkbox"/>	110.0#	1678	1804	N/A
	T Base	30 x 60"	PD255FQ/1	<input type="checkbox"/> <input type="checkbox"/> <input type="checkbox"/> <input type="checkbox"/>	<input type="checkbox"/> <input type="checkbox"/> <input type="checkbox"/> <input type="checkbox"/>	<input type="checkbox"/> <input type="checkbox"/> <input type="checkbox"/> <input type="checkbox"/>	<input type="checkbox"/> <input type="checkbox"/>	<input type="checkbox"/> <input type="checkbox"/> <input type="checkbox"/> <input type="checkbox"/>	<input type="checkbox"/> <input type="checkbox"/>	<input type="checkbox"/> <input type="checkbox"/> <input type="checkbox"/> <input type="checkbox"/>	113.0#	1441	1656	N/A
	T Base	30 x 60"	PD255FQ/2	<input type="checkbox"/> <input type="checkbox"/> <input type="checkbox"/> <input type="checkbox"/>	<input type="checkbox"/> <input type="checkbox"/> <input type="checkbox"/> <input type="checkbox"/>	<input type="checkbox"/> <input type="checkbox"/> <input type="checkbox"/> <input type="checkbox"/>	<input type="checkbox"/> <input type="checkbox"/>	<input type="checkbox"/> <input type="checkbox"/> <input type="checkbox"/> <input type="checkbox"/>	<input type="checkbox"/> <input type="checkbox"/>	<input type="checkbox"/> <input type="checkbox"/> <input type="checkbox"/> <input type="checkbox"/>	113.0#	1551	1763	N/A
	T Base	30 x 72"	PD256FQ/1	<input type="checkbox"/> <input type="checkbox"/> <input type="checkbox"/> <input type="checkbox"/>	<input type="checkbox"/> <input type="checkbox"/> <input type="checkbox"/> <input type="checkbox"/>	<input type="checkbox"/> <input type="checkbox"/> <input type="checkbox"/> <input type="checkbox"/>	<input type="checkbox"/> <input type="checkbox"/>	<input type="checkbox"/> <input type="checkbox"/> <input type="checkbox"/> <input type="checkbox"/>	<input type="checkbox"/> <input type="checkbox"/>	<input type="checkbox"/> <input type="checkbox"/> <input type="checkbox"/> <input type="checkbox"/>	131.0#	1597	1794	N/A
	T Base	30 x 72"	PD256FQ/2	<input type="checkbox"/> <input type="checkbox"/> <input type="checkbox"/> <input type="checkbox"/>	<input type="checkbox"/> <input type="checkbox"/> <input type="checkbox"/> <input type="checkbox"/>	<input type="checkbox"/> <input type="checkbox"/> <input type="checkbox"/> <input type="checkbox"/>	<input type="checkbox"/> <input type="checkbox"/>	<input type="checkbox"/> <input type="checkbox"/> <input type="checkbox"/> <input type="checkbox"/>	<input type="checkbox"/> <input type="checkbox"/>	<input type="checkbox"/> <input type="checkbox"/> <input type="checkbox"/> <input type="checkbox"/>	131.0#	1707	1904	N/A
 PPUXQ Fixed Cantilevered Leg, QR Modesty Panel, Rect Tables w/PowerUp® • Available with one module (1) or two modules (2)	Cantilevered T Base	24 x 60"	PD25CQ/1	<input type="checkbox"/> <input type="checkbox"/> <input type="checkbox"/> <input type="checkbox"/>	<input type="checkbox"/> <input type="checkbox"/> <input type="checkbox"/> <input type="checkbox"/>	<input type="checkbox"/> <input type="checkbox"/> <input type="checkbox"/> <input type="checkbox"/>	<input type="checkbox"/> <input type="checkbox"/>	<input type="checkbox"/> <input type="checkbox"/> <input type="checkbox"/> <input type="checkbox"/>	<input type="checkbox"/> <input type="checkbox"/>	<input type="checkbox"/> <input type="checkbox"/> <input type="checkbox"/> <input type="checkbox"/>	92.0#	\$ 1368	\$ 1586	N/A
	Cantilevered T Base	24 x 60"	PD25CQ/2	<input type="checkbox"/> <input type="checkbox"/> <input type="checkbox"/> <input type="checkbox"/>	<input type="checkbox"/> <input type="checkbox"/> <input type="checkbox"/> <input type="checkbox"/>	<input type="checkbox"/> <input type="checkbox"/> <input type="checkbox"/> <input type="checkbox"/>	<input type="checkbox"/> <input type="checkbox"/>	<input type="checkbox"/> <input type="checkbox"/> <input type="checkbox"/> <input type="checkbox"/>	<input type="checkbox"/> <input type="checkbox"/>	<input type="checkbox"/> <input type="checkbox"/> <input type="checkbox"/> <input type="checkbox"/>	92.0#	1478	1695	N/A
	Cantilevered T Base	24 x 72"	PD26CQ/1	<input type="checkbox"/> <input type="checkbox"/> <input type="checkbox"/> <input type="checkbox"/>	<input type="checkbox"/> <input type="checkbox"/> <input type="checkbox"/> <input type="checkbox"/>	<input type="checkbox"/> <input type="checkbox"/> <input type="checkbox"/> <input type="checkbox"/>	<input type="checkbox"/> <input type="checkbox"/>	<input type="checkbox"/> <input type="checkbox"/> <input type="checkbox"/> <input type="checkbox"/>	<input type="checkbox"/> <input type="checkbox"/>	<input type="checkbox"/> <input type="checkbox"/> <input type="checkbox"/> <input type="checkbox"/>	110.0#	1564	1695	N/A
	Cantilevered T Base	24 x 72"	PD26CQ/2	<input type="checkbox"/> <input type="checkbox"/> <input type="checkbox"/> <input type="checkbox"/>	<input type="checkbox"/> <input type="checkbox"/> <input type="checkbox"/> <input type="checkbox"/>	<input type="checkbox"/> <input type="checkbox"/> <input type="checkbox"/> <input type="checkbox"/>	<input type="checkbox"/> <input type="checkbox"/>	<input type="checkbox"/> <input type="checkbox"/> <input type="checkbox"/> <input type="checkbox"/>	<input type="checkbox"/> <input type="checkbox"/>	<input type="checkbox"/> <input type="checkbox"/> <input type="checkbox"/> <input type="checkbox"/>	110.0#	1676	1806	N/A

A

B

C

D

E

F

G

H

HOW TO ORDER

Indicate the following information on order form:

- Quantity of each item.
- Model number, including options. See “How To Build a Model Number”.
- Any special service required.

Note:

- The ☐ indicates that a choice is required.
- The absence of the ☐ indicates that no choice is required.
- Alpha-numeric characters in place of ☐ indicate that no other alternatives are available.

HOW TO BUILD A MODEL NUMBER

A

Select basic model.

B

Select edge style.

54B

- 1-1/4" Vinyl bullnose

74P

- 74P edge

15W

- 1-3/4" Wood bullnose

C

Select edge color.

Refer to the **Product Color Options** page in this price list.

Edge color offerings are based on edge style selections.

D

Select surface finish.

Refer to the **Product Color Options** page in this price list.

Surface finish offerings are based on edge style selections.

E

Select base finish.

Refer to the **Product Color Options** page in this price list.

F

Select plastic end cap color.

Refer to the **Product Color Options** page in this price list.

G

Select cord length (feet).

15

- 15' cord length

9

- 9' cord length

H

Select module color.

Refer to the **Product Color Options** page in this price list.

FINISH INFORMATION

Additional Laminate Offering
Additional laminates beyond KI standard offering, are available with two weeks extended leadtime. To specify additional laminates, use these designators followed by the supplier's color/pattern code:

Formica - LF/supplier's color pattern code
Nevamar - LN/supplier's color pattern code
Wilsonart - LW/supplier's color pattern code

KI's standard finish is the supplier's recommended finish for that color/pattern.
Note: Nonstandard laminates from these suppliers (example: textured laminates), require an up-charge and additional leadtime.
Contact KI.

Additional Stains
Specially stained edges beyond the KI standard offering (as shown under Edge Color column on Product Color Options page) are also available.
Contact KI.

OPTIONS

Base Options
Casters:
Black only. Add a "/C" to end of model number for casters. Casters are factory installed, not field installable. Casters are all locking.
Upcharge is list \$73 per table.




Table Heights Other Than 29"
Table heights other than 29" are available. Add the table height in inches to the end of the model number string.
Example: to specify 27-1/4" from the top of the table to the floor add "/27.25" to the end of the model number. The maximum height is 42".

SPECIAL SERVICES

Special Carton Marking
With specially marked information N/C

Shipping
Ships **knocked down, FOB Green Bay, WI 54302, freight prepaid.** Freight class 85.

Specifications and prices are subject to change without prior notice.

				MODEL NUMBER									
				Basic Model	Edge Style	Edge Color	Surface Finish	Base Finish	Plastic End Cap Color				
MODEL		Features	A x B							Approx. Packaged Weight	1-1/4" Vinyl Bullnose (54B)	74P Edge (74P)	1-3/4" Wood Bullnose (15W)
 PFLD	Square Tables, TT Base	38" TT Base	60 x 60"	PS5ST	<input type="checkbox"/> <input type="checkbox"/> <input type="checkbox"/>	<input type="checkbox"/> <input type="checkbox"/> <input type="checkbox"/>	<input type="checkbox"/> <input type="checkbox"/> <input type="checkbox"/>	<input type="checkbox"/> <input type="checkbox"/> <input type="checkbox"/>	<input type="checkbox"/> <input type="checkbox"/> <input type="checkbox"/>	195.0#	\$ 2346	\$ 2643	\$ 3863
 PFLD	Round Tables, TT Base	32" TT Base, Short Fold	60" Diameter	PR5ST	<input type="checkbox"/> <input type="checkbox"/> <input type="checkbox"/>	<input type="checkbox"/> <input type="checkbox"/> <input type="checkbox"/>	<input type="checkbox"/> <input type="checkbox"/> <input type="checkbox"/>	<input type="checkbox"/> <input type="checkbox"/> <input type="checkbox"/>	<input type="checkbox"/> <input type="checkbox"/> <input type="checkbox"/>	177.0#	\$ 2181	\$ 2705	\$ 3810
 PFLD	Rectangular Tables, T Base	T Base	18 x 60"	P155ST	<input type="checkbox"/> <input type="checkbox"/> <input type="checkbox"/>	<input type="checkbox"/> <input type="checkbox"/> <input type="checkbox"/>	<input type="checkbox"/> <input type="checkbox"/> <input type="checkbox"/>	<input type="checkbox"/> <input type="checkbox"/> <input type="checkbox"/>	<input type="checkbox"/> <input type="checkbox"/> <input type="checkbox"/>	72.0#	\$ 1268	\$ 1544	\$ 1760
		T Base	18 x 72"	P156ST	<input type="checkbox"/> <input type="checkbox"/> <input type="checkbox"/>	<input type="checkbox"/> <input type="checkbox"/> <input type="checkbox"/>	<input type="checkbox"/> <input type="checkbox"/> <input type="checkbox"/>	<input type="checkbox"/> <input type="checkbox"/> <input type="checkbox"/>	<input type="checkbox"/> <input type="checkbox"/> <input type="checkbox"/>	78.0#	1305	1562	1834
		T Base	18 x 84"	P157ST	<input type="checkbox"/> <input type="checkbox"/> <input type="checkbox"/>	<input type="checkbox"/> <input type="checkbox"/> <input type="checkbox"/>	<input type="checkbox"/> <input type="checkbox"/> <input type="checkbox"/>	<input type="checkbox"/> <input type="checkbox"/> <input type="checkbox"/>	<input type="checkbox"/> <input type="checkbox"/> <input type="checkbox"/>	86.0#	1454	1773	2142
		T Base	18 x 96"	P158ST	<input type="checkbox"/> <input type="checkbox"/> <input type="checkbox"/>	<input type="checkbox"/> <input type="checkbox"/> <input type="checkbox"/>	<input type="checkbox"/> <input type="checkbox"/> <input type="checkbox"/>	<input type="checkbox"/> <input type="checkbox"/> <input type="checkbox"/>	<input type="checkbox"/> <input type="checkbox"/> <input type="checkbox"/>	92.0#	1478	1821	2174
		T Base, Short Fold	24 x 48"	P24ST	<input type="checkbox"/> <input type="checkbox"/> <input type="checkbox"/>	<input type="checkbox"/> <input type="checkbox"/> <input type="checkbox"/>	<input type="checkbox"/> <input type="checkbox"/> <input type="checkbox"/>	<input type="checkbox"/> <input type="checkbox"/> <input type="checkbox"/>	<input type="checkbox"/> <input type="checkbox"/> <input type="checkbox"/>	71.0#	1249	1591	2017
		T Base	24 x 60"	P25ST	<input type="checkbox"/> <input type="checkbox"/> <input type="checkbox"/>	<input type="checkbox"/> <input type="checkbox"/> <input type="checkbox"/>	<input type="checkbox"/> <input type="checkbox"/> <input type="checkbox"/>	<input type="checkbox"/> <input type="checkbox"/> <input type="checkbox"/>	<input type="checkbox"/> <input type="checkbox"/> <input type="checkbox"/>	85.0#	1278	1613	2047
		T Base	24 x 72"	P26ST	<input type="checkbox"/> <input type="checkbox"/> <input type="checkbox"/>	<input type="checkbox"/> <input type="checkbox"/> <input type="checkbox"/>	<input type="checkbox"/> <input type="checkbox"/> <input type="checkbox"/>	<input type="checkbox"/> <input type="checkbox"/> <input type="checkbox"/>	<input type="checkbox"/> <input type="checkbox"/> <input type="checkbox"/>	95.0#	1454	1660	2092
		T Base	24 x 84"	P27ST	<input type="checkbox"/> <input type="checkbox"/> <input type="checkbox"/>	<input type="checkbox"/> <input type="checkbox"/> <input type="checkbox"/>	<input type="checkbox"/> <input type="checkbox"/> <input type="checkbox"/>	<input type="checkbox"/> <input type="checkbox"/> <input type="checkbox"/>	<input type="checkbox"/> <input type="checkbox"/> <input type="checkbox"/>	105.0#	1593	1889	2653
		T Base	24 x 96"	P28ST	<input type="checkbox"/> <input type="checkbox"/> <input type="checkbox"/>	<input type="checkbox"/> <input type="checkbox"/> <input type="checkbox"/>	<input type="checkbox"/> <input type="checkbox"/> <input type="checkbox"/>	<input type="checkbox"/> <input type="checkbox"/> <input type="checkbox"/>	<input type="checkbox"/> <input type="checkbox"/> <input type="checkbox"/>	115.0#	1668	2015	2730
		T Base, Short Fold	30 x 48"	P254ST	<input type="checkbox"/> <input type="checkbox"/> <input type="checkbox"/>	<input type="checkbox"/> <input type="checkbox"/> <input type="checkbox"/>	<input type="checkbox"/> <input type="checkbox"/> <input type="checkbox"/>	<input type="checkbox"/> <input type="checkbox"/> <input type="checkbox"/>	<input type="checkbox"/> <input type="checkbox"/> <input type="checkbox"/>	82.0#	1343	1689	2042
		T Base	30 x 60"	P255ST	<input type="checkbox"/> <input type="checkbox"/> <input type="checkbox"/>	<input type="checkbox"/> <input type="checkbox"/> <input type="checkbox"/>	<input type="checkbox"/> <input type="checkbox"/> <input type="checkbox"/>	<input type="checkbox"/> <input type="checkbox"/> <input type="checkbox"/>	<input type="checkbox"/> <input type="checkbox"/> <input type="checkbox"/>	100.0#	1368	1711	2080
		T Base	30 x 72"	P256ST	<input type="checkbox"/> <input type="checkbox"/> <input type="checkbox"/>	<input type="checkbox"/> <input type="checkbox"/> <input type="checkbox"/>	<input type="checkbox"/> <input type="checkbox"/> <input type="checkbox"/>	<input type="checkbox"/> <input type="checkbox"/> <input type="checkbox"/>	<input type="checkbox"/> <input type="checkbox"/> <input type="checkbox"/>	112.0#	1478	1782	2213
		T Base	30 x 84"	P257ST	<input type="checkbox"/> <input type="checkbox"/> <input type="checkbox"/>	<input type="checkbox"/> <input type="checkbox"/> <input type="checkbox"/>	<input type="checkbox"/> <input type="checkbox"/> <input type="checkbox"/>	<input type="checkbox"/> <input type="checkbox"/> <input type="checkbox"/>	<input type="checkbox"/> <input type="checkbox"/> <input type="checkbox"/>	120.0#	1711	2008	2672
		T Base	30 x 96"	P258ST	<input type="checkbox"/> <input type="checkbox"/> <input type="checkbox"/>	<input type="checkbox"/> <input type="checkbox"/> <input type="checkbox"/>	<input type="checkbox"/> <input type="checkbox"/> <input type="checkbox"/>	<input type="checkbox"/> <input type="checkbox"/> <input type="checkbox"/>	<input type="checkbox"/> <input type="checkbox"/> <input type="checkbox"/>	130.0#	1741	2092	2646
		T Base	36 x 60"	P35ST	<input type="checkbox"/> <input type="checkbox"/> <input type="checkbox"/>	<input type="checkbox"/> <input type="checkbox"/> <input type="checkbox"/>	<input type="checkbox"/> <input type="checkbox"/> <input type="checkbox"/>	<input type="checkbox"/> <input type="checkbox"/> <input type="checkbox"/>	<input type="checkbox"/> <input type="checkbox"/> <input type="checkbox"/>	108.0#	1568	1804	2320
		T Base	36 x 72"	P36ST	<input type="checkbox"/> <input type="checkbox"/> <input type="checkbox"/>	<input type="checkbox"/> <input type="checkbox"/> <input type="checkbox"/>	<input type="checkbox"/> <input type="checkbox"/> <input type="checkbox"/>	<input type="checkbox"/> <input type="checkbox"/> <input type="checkbox"/>	<input type="checkbox"/> <input type="checkbox"/> <input type="checkbox"/>	125.0#	1656	1962	2438
		T Base	36 x 84"	P37ST	<input type="checkbox"/> <input type="checkbox"/> <input type="checkbox"/>	<input type="checkbox"/> <input type="checkbox"/> <input type="checkbox"/>	<input type="checkbox"/> <input type="checkbox"/> <input type="checkbox"/>	<input type="checkbox"/> <input type="checkbox"/> <input type="checkbox"/>	<input type="checkbox"/> <input type="checkbox"/> <input type="checkbox"/>	133.0#	1898	2320	2822
		T Base	36 x 96"	P38ST	<input type="checkbox"/> <input type="checkbox"/> <input type="checkbox"/>	<input type="checkbox"/> <input type="checkbox"/> <input type="checkbox"/>	<input type="checkbox"/> <input type="checkbox"/> <input type="checkbox"/>	<input type="checkbox"/> <input type="checkbox"/> <input type="checkbox"/>	<input type="checkbox"/> <input type="checkbox"/> <input type="checkbox"/>	145.0#	1923	2419	2790
				A	B	C	D	E	F				

HOW TO ORDER

- Indicate the following information on order form:
- Quantity of each item.
 - Model number, including options. See "How To Build a Model Number".
 - Any special service required.

Note:

- The ☐ indicates that a choice is required.
- The absence of the ☐ indicates that no choice is required.
- Alpha-numeric characters in place of ☐ indicate that no other alternatives are available.

HOW TO BUILD A MODEL NUMBER

- A** Select basic model.
- B** Select edge style.
- | | |
|------------|-------------------------|
| 54B | - 1-1/4" Vinyl bullnose |
| 74P | - 74P edge |
| 15W | - 1-3/4" Wood bullnose |
- C** Select edge color.
Refer to the **Product Color Options** page in this price list.
Edge color offerings are based on edge style selections.
- D** Select surface finish.
Refer to the **Product Color Options** page in this price list.
Surface finish offerings are based on edge style selections.
- E** Select base finish.
Refer to the **Product Color Options** page in this price list.
- F** Select plastic end cap color.
Refer to the **Product Color Options** page in this price list.

OPTIONS

Base Options
Casters:
Black only. Add a "/C" to end of model number for casters. Casters are factory installed, not field installable. Casters are all locking.
Upcharge is list \$73 per table.

FINISH INFORMATION

Additional Laminate Offering
Additional laminates beyond KI standard offering, are available with two weeks extended leadtime. To specify additional laminates, use these designators followed by the supplier's color/pattern code:

Formica - LF/supplier's color pattern code
Nevamar - LN/supplier's color pattern code
Wilsonart - LW/supplier's color pattern code

KI's standard finish is the supplier's recommended finish for that color/pattern.
Note: Nonstandard laminates from these suppliers (example: textured laminates), require an upcharge and additional leadtime.
Contact KI.

Additional Stains
Specially stained edges beyond the KI standard offering (as shown under Edge Color column on Product Color Options page) are also available.
Contact KI.

INFORMATION

Overall Thickness
The overall thickness of a folded Portico® table will vary depending on the table size. If the table requires a short fold base, the folded thickness will be 6-3/4". If the table uses a standard folding base, the folded thickness will be 4-1/4".

SPECIAL SERVICES

Special Carton Marking
With specially marked information N/C

Shipping
Ships **knocked down, FOB Green Bay, WI 54302, freight prepaid.** Freight class 85.

Specifications and prices are subject to change without prior notice.

HOW TO ORDER

Indicate the following information on order form:
1. Quantity of each item.
2. Model number, including options. See “How To Build a Model Number”.
3. Any special service required.

Note: • The ☐ indicates that a choice is required.
• The absence of the ☐ indicates that no choice is required.
• Alpha-numeric characters in place of ☐ indicate that no other alternatives are available.

HOW TO BUILD A MODEL NUMBER

A

Select basic model.

B

Select edge style.

54B	- 1-1/4” Vinyl bullnose
74P	- 74P edge
15W	- 1-3/4” Wood bullnose

C

Select edge color.

Refer to the **Product Color Options** page in this price list.
Edge color offerings are based on edge style selections.

D

Select surface finish.

Refer to the **Product Color Options** page in this price list.
Surface finish offerings are based on edge style selections.

E

Select base finish.

Refer to the **Product Color Options** page in this price list.

F

Select plastic end cap color.

Refer to the **Product Color Options** page in this price list.

OPTIONS

Base Options

Casters:
Black only. Add a “/C” to end of model number for casters. Casters are factory installed, not field installable. Casters are all locking.
Upcharge is list \$73 per table.

FINISH INFORMATION

Additional Laminate Offering

Additional laminates beyond KI standard offering, are available with two weeks extended leadtime.
To specify additional laminates, use these designators followed by the supplier's color/pattern code:

Formica - LF/supplier's color pattern code
Nevamar - LN/supplier's color pattern code
Wilsonart - LW/supplier's color pattern code

KI's standard finish is the supplier's recommended finish for that color/pattern.
Note: Nonstandard laminates from these suppliers (example: textured laminates), require an upcharge and additional leadtime.
Contact KI.

Additional Stains

Specially stained edges beyond the KI standard offering (as shown under Edge Color column on Product Color Options page) are also available.
Contact KI.

INFORMATION

Overall Thickness

The overall thickness of a folded Portico® table will vary depending on the table size. If the table requires a short fold base, the folded thickness will be 6-3/4”. If the table uses a standard folding base, the folded thickness will be 4-1/4”.

SPECIAL SERVICES


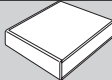

Special Carton Marking

With specially marked information N/C

Shipping

Ships **knocked down, FOB Green Bay, WI 54302, freight prepaid.** Freight class 85.

Specifications and prices are subject to change without prior notice.

			MODEL NUMBER								
			Basic Model	Edge Style	Edge Color	Surface Finish	Base Finish	Plastic End Cap Color	Approx. Packaged Weight	 1-1/4" Vinyl Bullnose (54B)	 74P Edge (74P)
MODEL	Features	A x B									
 PFLDM	Rectangular Tables, Folding Leg, Modesty Panel, T Base <ul style="list-style-type: none">Modesty panels available with standard folding mechanism (M) or quick release mechanism (Q)Modesty panel only available in black bullnose edge	T Base	18 x 60"	P155ST/M	<input type="checkbox"/> <input type="checkbox"/> <input type="checkbox"/>	<input type="checkbox"/> <input type="checkbox"/> <input type="checkbox"/>	<input type="checkbox"/> <input type="checkbox"/> <input type="checkbox"/>	<input type="checkbox"/> <input type="checkbox"/>	84.0#	\$ 1477	\$ 1758
		T Base	18 x 72"	P156ST/M	<input type="checkbox"/> <input type="checkbox"/> <input type="checkbox"/>	<input type="checkbox"/> <input type="checkbox"/> <input type="checkbox"/>	<input type="checkbox"/> <input type="checkbox"/>	<input type="checkbox"/> <input type="checkbox"/>	91.0#	1566	1823
		T Base	18 x 84"	P157ST/M	<input type="checkbox"/> <input type="checkbox"/> <input type="checkbox"/>	<input type="checkbox"/> <input type="checkbox"/> <input type="checkbox"/>	<input type="checkbox"/> <input type="checkbox"/>	<input type="checkbox"/> <input type="checkbox"/>	102.0#	1717	2041
		T Base	18 x 96"	P158ST/M	<input type="checkbox"/> <input type="checkbox"/> <input type="checkbox"/>	<input type="checkbox"/> <input type="checkbox"/> <input type="checkbox"/>	<input type="checkbox"/> <input type="checkbox"/>	<input type="checkbox"/> <input type="checkbox"/>	111.0#	1737	2087
		T Base	24 x 60"	P25ST/M	<input type="checkbox"/> <input type="checkbox"/> <input type="checkbox"/>	<input type="checkbox"/> <input type="checkbox"/> <input type="checkbox"/>	<input type="checkbox"/> <input type="checkbox"/>	<input type="checkbox"/> <input type="checkbox"/>	99.0#	1484	1822
		T Base	24 x 60"	P25ST/Q	<input type="checkbox"/> <input type="checkbox"/> <input type="checkbox"/>	<input type="checkbox"/> <input type="checkbox"/> <input type="checkbox"/>	<input type="checkbox"/> <input type="checkbox"/>	<input type="checkbox"/> <input type="checkbox"/>	99.0#	1484	1822
		T Base	24 x 72"	P26ST/M	<input type="checkbox"/> <input type="checkbox"/> <input type="checkbox"/>	<input type="checkbox"/> <input type="checkbox"/> <input type="checkbox"/>	<input type="checkbox"/> <input type="checkbox"/>	<input type="checkbox"/> <input type="checkbox"/>	112.0#	1717	1927
		T Base	24 x 72"	P26ST/Q	<input type="checkbox"/> <input type="checkbox"/> <input type="checkbox"/>	<input type="checkbox"/> <input type="checkbox"/> <input type="checkbox"/>	<input type="checkbox"/> <input type="checkbox"/>	<input type="checkbox"/> <input type="checkbox"/>	112.0#	1717	1927
		T Base	24 x 84"	P27ST/M	<input type="checkbox"/> <input type="checkbox"/> <input type="checkbox"/>	<input type="checkbox"/> <input type="checkbox"/> <input type="checkbox"/>	<input type="checkbox"/> <input type="checkbox"/>	<input type="checkbox"/> <input type="checkbox"/>	125.0#	1857	2154
		T Base	24 x 84"	P27ST/Q	<input type="checkbox"/> <input type="checkbox"/> <input type="checkbox"/>	<input type="checkbox"/> <input type="checkbox"/> <input type="checkbox"/>	<input type="checkbox"/> <input type="checkbox"/>	<input type="checkbox"/> <input type="checkbox"/>	125.0#	1857	2154
		T Base	24 x 96"	P28ST/M	<input type="checkbox"/> <input type="checkbox"/> <input type="checkbox"/>	<input type="checkbox"/> <input type="checkbox"/> <input type="checkbox"/>	<input type="checkbox"/> <input type="checkbox"/>	<input type="checkbox"/> <input type="checkbox"/>	138.0#	1933	2196
		T Base	24 x 96"	P28ST/Q	<input type="checkbox"/> <input type="checkbox"/> <input type="checkbox"/>	<input type="checkbox"/> <input type="checkbox"/> <input type="checkbox"/>	<input type="checkbox"/> <input type="checkbox"/>	<input type="checkbox"/> <input type="checkbox"/>	138.0#	1933	2196
		T Base	30 x 60"	P255ST/M	<input type="checkbox"/> <input type="checkbox"/> <input type="checkbox"/>	<input type="checkbox"/> <input type="checkbox"/> <input type="checkbox"/>	<input type="checkbox"/> <input type="checkbox"/>	<input type="checkbox"/> <input type="checkbox"/>	137.0#	1581	1921
		T Base	30 x 60"	P255ST/Q	<input type="checkbox"/> <input type="checkbox"/> <input type="checkbox"/>	<input type="checkbox"/> <input type="checkbox"/> <input type="checkbox"/>	<input type="checkbox"/> <input type="checkbox"/>	<input type="checkbox"/> <input type="checkbox"/>	137.0#	1581	1921
		T Base	30 x 72"	P256ST/M	<input type="checkbox"/> <input type="checkbox"/> <input type="checkbox"/>	<input type="checkbox"/> <input type="checkbox"/> <input type="checkbox"/>	<input type="checkbox"/> <input type="checkbox"/>	<input type="checkbox"/> <input type="checkbox"/>	140.0#	1737	1970
		T Base	30 x 72"	P256ST/Q	<input type="checkbox"/> <input type="checkbox"/> <input type="checkbox"/>	<input type="checkbox"/> <input type="checkbox"/> <input type="checkbox"/>	<input type="checkbox"/> <input type="checkbox"/>	<input type="checkbox"/> <input type="checkbox"/>	140.0#	1737	1970
		T Base	30 x 84"	P257ST/M	<input type="checkbox"/> <input type="checkbox"/> <input type="checkbox"/>	<input type="checkbox"/> <input type="checkbox"/> <input type="checkbox"/>	<input type="checkbox"/> <input type="checkbox"/>	<input type="checkbox"/> <input type="checkbox"/>	144.0#	1971	2270
		T Base	30 x 84"	P257ST/Q	<input type="checkbox"/> <input type="checkbox"/> <input type="checkbox"/>	<input type="checkbox"/> <input type="checkbox"/> <input type="checkbox"/>	<input type="checkbox"/> <input type="checkbox"/>	<input type="checkbox"/> <input type="checkbox"/>	144.0#	1971	2270
		T Base	30 x 96"	P258ST/M	<input type="checkbox"/> <input type="checkbox"/> <input type="checkbox"/>	<input type="checkbox"/> <input type="checkbox"/> <input type="checkbox"/>	<input type="checkbox"/> <input type="checkbox"/>	<input type="checkbox"/> <input type="checkbox"/>	157.0#	2008	2266
		T Base	30 x 96"	P258ST/Q	<input type="checkbox"/> <input type="checkbox"/> <input type="checkbox"/>	<input type="checkbox"/> <input type="checkbox"/> <input type="checkbox"/>	<input type="checkbox"/> <input type="checkbox"/>	<input type="checkbox"/> <input type="checkbox"/>	157.0#	2008	2266
			A	B	C	D	E	F			

HOW TO ORDER

Indicate the following information on order form:

- Quantity of each item.
- Model number, including options. See "How To Build a Model Number".
- Any special service required.

Note:

- The ☐ indicates that a choice is required.
- The absence of the ☐ indicates that no choice is required.
- Alpha-numeric characters in place of ☐ indicate that no other alternatives are available.

HOW TO BUILD A MODEL NUMBER

Refer to the **Product Color Options** page in this price list.

- A**Select basic model.
- B**Select edge style.

54B

- 1-1/4" Vinyl bullnose

74P

- 74P edge
- C**Select edge color.

Refer to the **Product Color Options** page in this price list.
Edge color offerings are based on edge style selections.
- D**Select surface finish.

Refer to the **Product Color Options** page in this price list.
Surface finish offerings are based on edge style selections.
- E**Select base finish.

Refer to the **Product Color Options** page in this price list.
- F**Select plastic end cap color.

OPTIONS

Base Options

Casters:
Black only. Add a "/C" to end of model number for casters. Casters are factory installed, not field installable. Casters are all locking.
Upcharge is list \$73 per table.

FINISH INFORMATION

Additional Laminate Offering

Additional laminates beyond KI standard offering, are available with two weeks extended leadtime. To specify additional laminates, use these designators followed by the supplier's color/pattern code:

Formica - LF/supplier's color pattern code
Nevamar - LN/supplier's color pattern code
Wilsonart - LW/supplier's color pattern code

KI's standard finish is the supplier's recommended finish for that color/pattern.
Note: Nonstandard laminates from these suppliers (example: textured laminates), require an upcharge and additional leadtime.
Contact KI.

Additional Stains

Specially stained edges beyond the KI standard offering (as shown under Edge Color column on Product Color Options page) are also available.
Contact KI.

INFORMATION

Overall Thickness

The overall thickness of a folded Portico® table will vary depending on the table size. If the table requires a short fold base, the folded thickness will be 6-3/4". If the table uses a standard folding base, the folded thickness will be 4-1/4".

SPECIAL SERVICES

Special Carton Marking

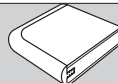
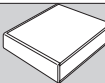
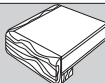
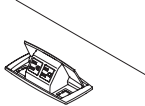
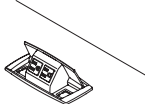
With specially marked information N/C

Shipping

Ships **knocked down, FOB Green Bay, WI 54302, freight prepaid.** Freight class 85.

Specifications and prices are subject to change without prior notice.



			MODEL NUMBER											
			Basic Model	Edge Style	Edge Color	Surface Finish	Base Finish	Plastic End Cap Color	Cord (feet)	Module Color				
MODEL	Features	A x B									Approx. Packaged Weight	1-1/4" Vinyl Bullnose (54B)	74P Edge (74P)	1-3/4" Wood Bullnose (15W)
 PPUD	Folding Leg, Rectangular Tables with PowerUp® • Available with one module (1) or two modules (2)	T Base 24 x 60"	PD25ST/1	<input type="checkbox"/> <input type="checkbox"/> <input type="checkbox"/> <input type="checkbox"/>	<input type="checkbox"/> <input type="checkbox"/> <input type="checkbox"/> <input type="checkbox"/>	<input type="checkbox"/> <input type="checkbox"/> <input type="checkbox"/> <input type="checkbox"/>	<input type="checkbox"/> <input type="checkbox"/>	<input type="checkbox"/> <input type="checkbox"/> <input type="checkbox"/> <input type="checkbox"/>	<input type="checkbox"/> <input type="checkbox"/>	<input type="checkbox"/> <input type="checkbox"/> <input type="checkbox"/> <input type="checkbox"/>	88.0#	\$ 1582	\$ 1920	\$ 2351
		T Base 24 x 60"	PD25ST/2	<input type="checkbox"/> <input type="checkbox"/> <input type="checkbox"/> <input type="checkbox"/>	<input type="checkbox"/> <input type="checkbox"/> <input type="checkbox"/> <input type="checkbox"/>	<input type="checkbox"/> <input type="checkbox"/> <input type="checkbox"/> <input type="checkbox"/>	<input type="checkbox"/> <input type="checkbox"/>	<input type="checkbox"/> <input type="checkbox"/> <input type="checkbox"/> <input type="checkbox"/>	<input type="checkbox"/> <input type="checkbox"/>	<input type="checkbox"/> <input type="checkbox"/> <input type="checkbox"/> <input type="checkbox"/>	88.0#	1692	2025	2461
		T Base 24 x 72"	PD26ST/1	<input type="checkbox"/> <input type="checkbox"/> <input type="checkbox"/> <input type="checkbox"/>	<input type="checkbox"/> <input type="checkbox"/> <input type="checkbox"/> <input type="checkbox"/>	<input type="checkbox"/> <input type="checkbox"/> <input type="checkbox"/> <input type="checkbox"/>	<input type="checkbox"/> <input type="checkbox"/>	<input type="checkbox"/> <input type="checkbox"/> <input type="checkbox"/> <input type="checkbox"/>	<input type="checkbox"/> <input type="checkbox"/>	<input type="checkbox"/> <input type="checkbox"/> <input type="checkbox"/> <input type="checkbox"/>	98.0#	1762	1969	2483
		T Base 24 x 72"	PD26ST/2	<input type="checkbox"/> <input type="checkbox"/> <input type="checkbox"/> <input type="checkbox"/>	<input type="checkbox"/> <input type="checkbox"/> <input type="checkbox"/> <input type="checkbox"/>	<input type="checkbox"/> <input type="checkbox"/> <input type="checkbox"/> <input type="checkbox"/>	<input type="checkbox"/> <input type="checkbox"/>	<input type="checkbox"/> <input type="checkbox"/> <input type="checkbox"/> <input type="checkbox"/>	<input type="checkbox"/> <input type="checkbox"/>	<input type="checkbox"/> <input type="checkbox"/> <input type="checkbox"/> <input type="checkbox"/>	98.0#	1868	2080	2588
		T Base 30 x 60"	PD255ST/1	<input type="checkbox"/> <input type="checkbox"/> <input type="checkbox"/> <input type="checkbox"/>	<input type="checkbox"/> <input type="checkbox"/> <input type="checkbox"/> <input type="checkbox"/>	<input type="checkbox"/> <input type="checkbox"/> <input type="checkbox"/> <input type="checkbox"/>	<input type="checkbox"/> <input type="checkbox"/>	<input type="checkbox"/> <input type="checkbox"/> <input type="checkbox"/> <input type="checkbox"/>	<input type="checkbox"/> <input type="checkbox"/>	<input type="checkbox"/> <input type="checkbox"/> <input type="checkbox"/> <input type="checkbox"/>	103.0#	1678	2011	2384
		T Base 30 x 60"	PD255ST/2	<input type="checkbox"/> <input type="checkbox"/> <input type="checkbox"/> <input type="checkbox"/>	<input type="checkbox"/> <input type="checkbox"/> <input type="checkbox"/> <input type="checkbox"/>	<input type="checkbox"/> <input type="checkbox"/> <input type="checkbox"/> <input type="checkbox"/>	<input type="checkbox"/> <input type="checkbox"/>	<input type="checkbox"/> <input type="checkbox"/> <input type="checkbox"/> <input type="checkbox"/>	<input type="checkbox"/> <input type="checkbox"/>	<input type="checkbox"/> <input type="checkbox"/> <input type="checkbox"/> <input type="checkbox"/>	103.0#	1783	2122	2492
		T Base 30 x 72"	PD256ST/1	<input type="checkbox"/> <input type="checkbox"/> <input type="checkbox"/> <input type="checkbox"/>	<input type="checkbox"/> <input type="checkbox"/> <input type="checkbox"/> <input type="checkbox"/>	<input type="checkbox"/> <input type="checkbox"/> <input type="checkbox"/> <input type="checkbox"/>	<input type="checkbox"/> <input type="checkbox"/>	<input type="checkbox"/> <input type="checkbox"/> <input type="checkbox"/> <input type="checkbox"/>	<input type="checkbox"/> <input type="checkbox"/>	<input type="checkbox"/> <input type="checkbox"/> <input type="checkbox"/> <input type="checkbox"/>	115.0#	1782	2091	2519
		T Base 30 x 72"	PD256ST/2	<input type="checkbox"/> <input type="checkbox"/> <input type="checkbox"/> <input type="checkbox"/>	<input type="checkbox"/> <input type="checkbox"/> <input type="checkbox"/> <input type="checkbox"/>	<input type="checkbox"/> <input type="checkbox"/> <input type="checkbox"/> <input type="checkbox"/>	<input type="checkbox"/> <input type="checkbox"/>	<input type="checkbox"/> <input type="checkbox"/> <input type="checkbox"/> <input type="checkbox"/>	<input type="checkbox"/> <input type="checkbox"/>	<input type="checkbox"/> <input type="checkbox"/> <input type="checkbox"/> <input type="checkbox"/>	115.0#	1891	2199	2627
 PPUDQ	Folding Leg, Quick Release Modesty Panel, Rectangular Tables w/PowerUp® • Available with one module (1) or two modules (2)	T Base 24 x 60"	PD25STQ/1	<input type="checkbox"/> <input type="checkbox"/> <input type="checkbox"/> <input type="checkbox"/>	<input type="checkbox"/> <input type="checkbox"/> <input type="checkbox"/> <input type="checkbox"/>	<input type="checkbox"/> <input type="checkbox"/> <input type="checkbox"/> <input type="checkbox"/>	<input type="checkbox"/> <input type="checkbox"/>	<input type="checkbox"/> <input type="checkbox"/> <input type="checkbox"/> <input type="checkbox"/>	<input type="checkbox"/> <input type="checkbox"/>	<input type="checkbox"/> <input type="checkbox"/> <input type="checkbox"/> <input type="checkbox"/>	102.0#	\$ 1794	\$ 2126	N/A
		T Base 24 x 60"	PD25STQ/2	<input type="checkbox"/> <input type="checkbox"/> <input type="checkbox"/> <input type="checkbox"/>	<input type="checkbox"/> <input type="checkbox"/> <input type="checkbox"/> <input type="checkbox"/>	<input type="checkbox"/> <input type="checkbox"/> <input type="checkbox"/> <input type="checkbox"/>	<input type="checkbox"/> <input type="checkbox"/>	<input type="checkbox"/> <input type="checkbox"/> <input type="checkbox"/> <input type="checkbox"/>	<input type="checkbox"/> <input type="checkbox"/>	<input type="checkbox"/> <input type="checkbox"/> <input type="checkbox"/> <input type="checkbox"/>	102.0#	1904	2235	N/A
		T Base 24 x 72"	PD26STQ/1	<input type="checkbox"/> <input type="checkbox"/> <input type="checkbox"/> <input type="checkbox"/>	<input type="checkbox"/> <input type="checkbox"/> <input type="checkbox"/> <input type="checkbox"/>	<input type="checkbox"/> <input type="checkbox"/> <input type="checkbox"/> <input type="checkbox"/>	<input type="checkbox"/> <input type="checkbox"/>	<input type="checkbox"/> <input type="checkbox"/> <input type="checkbox"/> <input type="checkbox"/>	<input type="checkbox"/> <input type="checkbox"/>	<input type="checkbox"/> <input type="checkbox"/> <input type="checkbox"/> <input type="checkbox"/>	115.0#	2022	2231	N/A
		T Base 24 x 72"	PD26STQ/2	<input type="checkbox"/> <input type="checkbox"/> <input type="checkbox"/> <input type="checkbox"/>	<input type="checkbox"/> <input type="checkbox"/> <input type="checkbox"/> <input type="checkbox"/>	<input type="checkbox"/> <input type="checkbox"/> <input type="checkbox"/> <input type="checkbox"/>	<input type="checkbox"/> <input type="checkbox"/>	<input type="checkbox"/> <input type="checkbox"/> <input type="checkbox"/> <input type="checkbox"/>	<input type="checkbox"/> <input type="checkbox"/>	<input type="checkbox"/> <input type="checkbox"/> <input type="checkbox"/> <input type="checkbox"/>	115.0#	2133	2340	N/A
		T Base 30 x 60"	PD255STQ/1	<input type="checkbox"/> <input type="checkbox"/> <input type="checkbox"/> <input type="checkbox"/>	<input type="checkbox"/> <input type="checkbox"/> <input type="checkbox"/> <input type="checkbox"/>	<input type="checkbox"/> <input type="checkbox"/> <input type="checkbox"/> <input type="checkbox"/>	<input type="checkbox"/> <input type="checkbox"/>	<input type="checkbox"/> <input type="checkbox"/> <input type="checkbox"/> <input type="checkbox"/>	<input type="checkbox"/> <input type="checkbox"/>	<input type="checkbox"/> <input type="checkbox"/> <input type="checkbox"/> <input type="checkbox"/>	140.0#	1883	2223	N/A
		T Base 30 x 60"	PD255STQ/2	<input type="checkbox"/> <input type="checkbox"/> <input type="checkbox"/> <input type="checkbox"/>	<input type="checkbox"/> <input type="checkbox"/> <input type="checkbox"/> <input type="checkbox"/>	<input type="checkbox"/> <input type="checkbox"/> <input type="checkbox"/> <input type="checkbox"/>	<input type="checkbox"/> <input type="checkbox"/>	<input type="checkbox"/> <input type="checkbox"/> <input type="checkbox"/> <input type="checkbox"/>	<input type="checkbox"/> <input type="checkbox"/>	<input type="checkbox"/> <input type="checkbox"/> <input type="checkbox"/> <input type="checkbox"/>	140.0#	1995	2331	N/A
		T Base 30 x 72"	PD256STQ/1	<input type="checkbox"/> <input type="checkbox"/> <input type="checkbox"/> <input type="checkbox"/>	<input type="checkbox"/> <input type="checkbox"/> <input type="checkbox"/> <input type="checkbox"/>	<input type="checkbox"/> <input type="checkbox"/> <input type="checkbox"/> <input type="checkbox"/>	<input type="checkbox"/> <input type="checkbox"/>	<input type="checkbox"/> <input type="checkbox"/> <input type="checkbox"/> <input type="checkbox"/>	<input type="checkbox"/> <input type="checkbox"/>	<input type="checkbox"/> <input type="checkbox"/> <input type="checkbox"/> <input type="checkbox"/>	135.0#	2055	2353	N/A
		T Base 30 x 72"	PD256STQ/2	<input type="checkbox"/> <input type="checkbox"/> <input type="checkbox"/> <input type="checkbox"/>	<input type="checkbox"/> <input type="checkbox"/> <input type="checkbox"/> <input type="checkbox"/>	<input type="checkbox"/> <input type="checkbox"/> <input type="checkbox"/> <input type="checkbox"/>	<input type="checkbox"/> <input type="checkbox"/>	<input type="checkbox"/> <input type="checkbox"/> <input type="checkbox"/> <input type="checkbox"/>	<input type="checkbox"/> <input type="checkbox"/>	<input type="checkbox"/> <input type="checkbox"/> <input type="checkbox"/> <input type="checkbox"/>	135.0#	2162	2463	N/A
			A	B	C	D	E	F	G	H				

HOW TO ORDER

Indicate the following information on order form:

- Quantity of each item.
- Model number, including options. See "How To Build a Model Number".
- Any special service required.

Note:

- The ☐ indicates that a choice is required.
- The absence of the ☐ indicates that no choice is required.
- Alpha-numeric characters in place of ☐ indicate that no other alternatives are available.

HOW TO BUILD A MODEL NUMBER

A Select basic model.

B Select edge style.

54B	- 1-1/4" Vinyl bullnose
74P	- 74P edge
15W	- 1-3/4" Wood bullnose

C Select edge color.

Refer to the **Product Color Options** page in this price list.

Edge color offerings are based on edge style selections.

D Select surface finish.

Refer to the **Product Color Options** page in this price list.

Surface finish offerings are based on edge style selections.

E Select base finish.

Refer to the **Product Color Options** page in this price list.

F Select plastic end cap color.

Refer to the **Product Color Options** page in this price list.

G Select cord length (feet).

15	- 15' cord length
9	- 9' cord length

H Select module color.

Refer to the **Product Color Options** page in this price list.

OPTIONS

Base Options

Casters:

Black only. Add a "/C" to end of model number for casters. Casters are factory installed, not field installable. Casters are all locking.

Upcharge is list \$73 per table.

FINISH INFORMATION

Additional Laminate Offering

Additional laminates beyond KI standard offering, are available with two weeks extended leadtime. To specify additional laminates, use these designators followed by the supplier's color/pattern code:

Formica - LF/supplier's color pattern code
Nevamar - LN/supplier's color pattern code
Wilsonart - LW/supplier's color pattern code

KI's standard finish is the supplier's recommended finish for that color/pattern.

Note: Nonstandard laminates from these suppliers (example: textured laminates), require an upcharge and additional leadtime.

Contact KI.

Additional Stains

Specially stained edges beyond the KI standard offering (as shown under Edge Color column on Product Color Options page) are also available.

Contact KI.

INFORMATION

Overall Thickness

The overall thickness of a folded Portico® table will vary depending on the table size. If the table requires a short fold base, the folded thickness will be 6-3/4". If the table uses a standard folding base, the folded thickness will be 4-1/4".

SPECIAL SERVICES

Special Carton Marking

With specially marked information N/C

Shipping

Ships **knocked down, FOB Green Bay, WI 54302, freight prepaid.** Freight class 85.

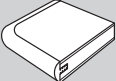
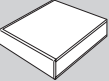
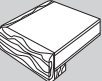
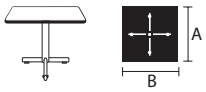


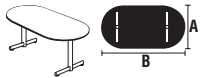
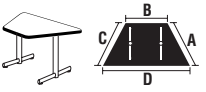
Specifications and prices are subject to change without prior notice.

Portico™ Tables

Flip-Top

Portico™ Tables

Flip-Top

MODEL				MODEL NUMBER						Approx. Packaged Weight	 1-1/4" Vinyl Bullnose (54B)	 74P Edge (74P)	 1-3/4" Wood Bullnose (15W)
				Basic Model	Edge Style	Edge Color	Surface Finish	Base Finish	Plastic End Cap Color				
 PFLP	Square Tables, LX Base	LX Base	30 x 30"	PS25FT	<input type="checkbox"/> <input type="checkbox"/> <input type="checkbox"/>	<input type="checkbox"/> <input type="checkbox"/> <input type="checkbox"/>	<input type="checkbox"/> <input type="checkbox"/> <input type="checkbox"/>	<input type="checkbox"/> <input type="checkbox"/>	<input type="checkbox"/> <input type="checkbox"/> <input type="checkbox"/>	50.0#	\$ 1023	\$ 1165	\$ 1399
		LX Base	36 x 36"	PS3FT	<input type="checkbox"/> <input type="checkbox"/> <input type="checkbox"/>	<input type="checkbox"/> <input type="checkbox"/> <input type="checkbox"/>	<input type="checkbox"/> <input type="checkbox"/> <input type="checkbox"/>	<input type="checkbox"/> <input type="checkbox"/>	<input type="checkbox"/> <input type="checkbox"/> <input type="checkbox"/>	65.0#	1029	1213	1586
 PFLP	Round Tables, LX Base	LX Base	30" Diameter	PR25FT	<input type="checkbox"/> <input type="checkbox"/> <input type="checkbox"/>	<input type="checkbox"/> <input type="checkbox"/> <input type="checkbox"/>	<input type="checkbox"/> <input type="checkbox"/> <input type="checkbox"/>	<input type="checkbox"/> <input type="checkbox"/>	<input type="checkbox"/> <input type="checkbox"/> <input type="checkbox"/>	42.0#	\$ 1029	\$ 1173	\$ 1772
		LX Base	36" Diameter	PR3FT	<input type="checkbox"/> <input type="checkbox"/> <input type="checkbox"/>	<input type="checkbox"/> <input type="checkbox"/> <input type="checkbox"/>	<input type="checkbox"/> <input type="checkbox"/> <input type="checkbox"/>	<input type="checkbox"/> <input type="checkbox"/>	<input type="checkbox"/> <input type="checkbox"/> <input type="checkbox"/>	55.0#	1037	1262	1961
		LX Base	42" Diameter	PR35FT	<input type="checkbox"/> <input type="checkbox"/> <input type="checkbox"/>	<input type="checkbox"/> <input type="checkbox"/> <input type="checkbox"/>	<input type="checkbox"/> <input type="checkbox"/> <input type="checkbox"/>	<input type="checkbox"/> <input type="checkbox"/>	<input type="checkbox"/> <input type="checkbox"/> <input type="checkbox"/>	69.0#	1436	1581	2299
 PFLP	Rectangular Tables, T Base	T Base	24 x 48"	P24FT	<input type="checkbox"/> <input type="checkbox"/> <input type="checkbox"/>	<input type="checkbox"/> <input type="checkbox"/> <input type="checkbox"/>	<input type="checkbox"/> <input type="checkbox"/> <input type="checkbox"/>	<input type="checkbox"/> <input type="checkbox"/>	<input type="checkbox"/> <input type="checkbox"/> <input type="checkbox"/>	67.0#	\$ 1243	\$ 1488	\$ 1794
		T Base	24 x 60"	P25FT	<input type="checkbox"/> <input type="checkbox"/> <input type="checkbox"/>	<input type="checkbox"/> <input type="checkbox"/> <input type="checkbox"/>	<input type="checkbox"/> <input type="checkbox"/> <input type="checkbox"/>	<input type="checkbox"/> <input type="checkbox"/>	<input type="checkbox"/> <input type="checkbox"/> <input type="checkbox"/>	77.0#	1253	1517	1934
		T Base	24 x 72"	P26FT	<input type="checkbox"/> <input type="checkbox"/> <input type="checkbox"/>	<input type="checkbox"/> <input type="checkbox"/> <input type="checkbox"/>	<input type="checkbox"/> <input type="checkbox"/> <input type="checkbox"/>	<input type="checkbox"/> <input type="checkbox"/>	<input type="checkbox"/> <input type="checkbox"/> <input type="checkbox"/>	88.0#	1436	1568	2157
		T Base	30 x 48"	P254FT	<input type="checkbox"/> <input type="checkbox"/> <input type="checkbox"/>	<input type="checkbox"/> <input type="checkbox"/> <input type="checkbox"/>	<input type="checkbox"/> <input type="checkbox"/> <input type="checkbox"/>	<input type="checkbox"/> <input type="checkbox"/>	<input type="checkbox"/> <input type="checkbox"/> <input type="checkbox"/>	78.0#	1301	1549	1852
		T Base	30 x 60"	P255FT	<input type="checkbox"/> <input type="checkbox"/> <input type="checkbox"/>	<input type="checkbox"/> <input type="checkbox"/> <input type="checkbox"/>	<input type="checkbox"/> <input type="checkbox"/> <input type="checkbox"/>	<input type="checkbox"/> <input type="checkbox"/>	<input type="checkbox"/> <input type="checkbox"/> <input type="checkbox"/>	97.0#	1345	1568	2060
		T Base	30 x 72"	P256FT	<input type="checkbox"/> <input type="checkbox"/> <input type="checkbox"/>	<input type="checkbox"/> <input type="checkbox"/> <input type="checkbox"/>	<input type="checkbox"/> <input type="checkbox"/> <input type="checkbox"/>	<input type="checkbox"/> <input type="checkbox"/>	<input type="checkbox"/> <input type="checkbox"/> <input type="checkbox"/>	110.0#	1458	1681	2192
		T Base	36 x 48"	P34FT	<input type="checkbox"/> <input type="checkbox"/> <input type="checkbox"/>	<input type="checkbox"/> <input type="checkbox"/> <input type="checkbox"/>	<input type="checkbox"/> <input type="checkbox"/> <input type="checkbox"/>	<input type="checkbox"/> <input type="checkbox"/>	<input type="checkbox"/> <input type="checkbox"/> <input type="checkbox"/>	89.0#	1547	1667	2048
		T Base	36 x 60"	P35FT	<input type="checkbox"/> <input type="checkbox"/> <input type="checkbox"/>	<input type="checkbox"/> <input type="checkbox"/> <input type="checkbox"/>	<input type="checkbox"/> <input type="checkbox"/> <input type="checkbox"/>	<input type="checkbox"/> <input type="checkbox"/>	<input type="checkbox"/> <input type="checkbox"/> <input type="checkbox"/>	105.0#	1499	1711	2290
		T Base	36 x 72"	P36FT	<input type="checkbox"/> <input type="checkbox"/> <input type="checkbox"/>	<input type="checkbox"/> <input type="checkbox"/> <input type="checkbox"/>	<input type="checkbox"/> <input type="checkbox"/> <input type="checkbox"/>	<input type="checkbox"/> <input type="checkbox"/>	<input type="checkbox"/> <input type="checkbox"/> <input type="checkbox"/>	121.0#	1636	1812	2321
		T Base	36 x 72"	P036FT	<input type="checkbox"/> <input type="checkbox"/> <input type="checkbox"/>	<input type="checkbox"/> <input type="checkbox"/> <input type="checkbox"/>	<input type="checkbox"/> <input type="checkbox"/> <input type="checkbox"/>	<input type="checkbox"/> <input type="checkbox"/>	<input type="checkbox"/> <input type="checkbox"/> <input type="checkbox"/>	121.0#	\$ 1741	\$ 2281	\$ 2837
 PFLP	Racetrack Tables (Oval), T Base												
 PFLP	Trapezoid Tables, T Base	T Base	24 x 24 x 24 x 48"	PT24FT	<input type="checkbox"/> <input type="checkbox"/> <input type="checkbox"/>	<input type="checkbox"/> <input type="checkbox"/> <input type="checkbox"/>	<input type="checkbox"/> <input type="checkbox"/> <input type="checkbox"/>	<input type="checkbox"/> <input type="checkbox"/>	<input type="checkbox"/> <input type="checkbox"/> <input type="checkbox"/>	66.0#	\$ 1356	\$ 1934	\$ 2417
		T Base	30 x 30 x 30 x 60"	PT35FT	<input type="checkbox"/> <input type="checkbox"/> <input type="checkbox"/>	<input type="checkbox"/> <input type="checkbox"/> <input type="checkbox"/>	<input type="checkbox"/> <input type="checkbox"/> <input type="checkbox"/>	<input type="checkbox"/> <input type="checkbox"/>	<input type="checkbox"/> <input type="checkbox"/> <input type="checkbox"/>	73.0#	1463	1989	2566
		T Base	36 x 36 x 36 x 72"	PT36FT	<input type="checkbox"/> <input type="checkbox"/> <input type="checkbox"/>	<input type="checkbox"/> <input type="checkbox"/> <input type="checkbox"/>	<input type="checkbox"/> <input type="checkbox"/> <input type="checkbox"/>	<input type="checkbox"/> <input type="checkbox"/>	<input type="checkbox"/> <input type="checkbox"/> <input type="checkbox"/>	116.0#	1836	2559	3480

A

B

C

D

E

F

HOW TO ORDER

Indicate the following information on order form:

- Quantity of each item.
- Model number, including options. See "How To Build a Model Number".
- Any special service required.

Note:

- The ☐ indicates that a choice is required.
- The absence of the ☐ indicates that no choice is required.
- Alpha-numeric characters in place of ☐ indicate that no other alternatives are available.

HOW TO BUILD A MODEL NUMBER

- A**Select basic model.
- B**Select edge style.
- | | |
|------------|-------------------------|
| 54B | - 1-1/4" Vinyl bullnose |
| 74P | - 74P edge |
| 15W | - 1-3/4" Wood bullnose |

CSelect edge color.
Refer to the **Product Color Options** page in this price list.
Edge color offerings are based on edge style selections.

DSelect surface finish.
Refer to the **Product Color Options** page in this price list.
Surface finish offerings are based on edge style selections.

ESelect base finish.
Refer to the **Product Color Options** page in this price list.

FSelect plastic end cap color.
Refer to the **Product Color Options** page in this price list.

FINISH INFORMATION

Additional Laminate Offering
Additional laminates beyond KI standard offering, are available with two weeks extended leadtime. To specify additional laminates, use these designators followed by the supplier's color/pattern code:

Formica - LF/supplier's color pattern code
Nevamar - LN/supplier's color pattern code
Wilsonart - LW/supplier's color pattern code

KI's standard finish is the supplier's recommended finish for that color/pattern.
Note: Nonstandard laminates from these suppliers (example: textured laminates), require an upcharge and additional leadtime.
Contact KI.

Additional Stains
Specially stained edges beyond the KI standard offering (as shown under Edge Color column on Product Color Options page) are also available.
Contact KI.

OPTIONS

Base Options
Casters:
Black only. Add a "/C" to end of model number for casters. Casters are factory installed, not field installable. Casters are all locking.
Upcharge is list \$73 per table.

SPECIAL SERVICES

Special Carton Marking

With specially marked information N/C

Shipping
Ships **knocked down, FOB Green Bay, WI 54302, freight prepaid.** Freight class 85.

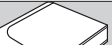


Specifications and prices are subject to change without prior notice.

Portico™ Tables

Flip-Top with Modesty Panel

Portico™ Tables

Flip-Top with Modesty Panel

				MODEL NUMBER										
				Basic Model	Edge Style	Edge Color	Surface Finish	Base Finish	Plastic End Cap Color					
MODEL				Features	A x B							Approx. Packaged Weight	 1-1/4" Vinyl Bullnose (54B)	 74P Edge (74P)
 PFLPM	Rectangular Tables, Flip Top, Modesty Panel, T Base <ul style="list-style-type: none">Modesty panels available with standard folding mechanism (M) or quick release mechanism (Q)Modesty panel only available in black bullnose edge			T Base	24 x 60"	P25FT/M	<input type="checkbox"/> <input type="checkbox"/> <input type="checkbox"/>	<input type="checkbox"/> <input type="checkbox"/> <input type="checkbox"/>	<input type="checkbox"/> <input type="checkbox"/> <input type="checkbox"/>	<input type="checkbox"/> <input type="checkbox"/> <input type="checkbox"/>	91.0#	\$ 1409	\$ 1727	
				T Base	24 x 60"	P25FT/Q	<input type="checkbox"/> <input type="checkbox"/> <input type="checkbox"/>	<input type="checkbox"/> <input type="checkbox"/> <input type="checkbox"/>	<input type="checkbox"/> <input type="checkbox"/> <input type="checkbox"/>	<input type="checkbox"/> <input type="checkbox"/> <input type="checkbox"/>	91.0#	1409	1727	
				T Base	24 x 72"	P26FT/M	<input type="checkbox"/> <input type="checkbox"/> <input type="checkbox"/>	<input type="checkbox"/> <input type="checkbox"/> <input type="checkbox"/>	<input type="checkbox"/> <input type="checkbox"/> <input type="checkbox"/>	<input type="checkbox"/> <input type="checkbox"/> <input type="checkbox"/>	105.0#	1628	1834	
				T Base	24 x 72"	P26FT/Q	<input type="checkbox"/> <input type="checkbox"/> <input type="checkbox"/>	<input type="checkbox"/> <input type="checkbox"/> <input type="checkbox"/>	<input type="checkbox"/> <input type="checkbox"/> <input type="checkbox"/>	<input type="checkbox"/> <input type="checkbox"/> <input type="checkbox"/>	105.0#	1628	1834	
				T Base	30 x 60"	P255FT/M	<input type="checkbox"/> <input type="checkbox"/> <input type="checkbox"/>	<input type="checkbox"/> <input type="checkbox"/> <input type="checkbox"/>	<input type="checkbox"/> <input type="checkbox"/> <input type="checkbox"/>	<input type="checkbox"/> <input type="checkbox"/> <input type="checkbox"/>	114.0#	1560	1711	
				T Base	30 x 60"	P255FT/Q	<input type="checkbox"/> <input type="checkbox"/> <input type="checkbox"/>	<input type="checkbox"/> <input type="checkbox"/> <input type="checkbox"/>	<input type="checkbox"/> <input type="checkbox"/> <input type="checkbox"/>	<input type="checkbox"/> <input type="checkbox"/> <input type="checkbox"/>	114.0#	1560	1711	
				T Base	30 x 72"	P256FT/M	<input type="checkbox"/> <input type="checkbox"/> <input type="checkbox"/>	<input type="checkbox"/> <input type="checkbox"/> <input type="checkbox"/>	<input type="checkbox"/> <input type="checkbox"/> <input type="checkbox"/>	<input type="checkbox"/> <input type="checkbox"/> <input type="checkbox"/>	130.0#	1719	1942	
				T Base	30 x 72"	P256FT/Q	<input type="checkbox"/> <input type="checkbox"/> <input type="checkbox"/>	<input type="checkbox"/> <input type="checkbox"/> <input type="checkbox"/>	<input type="checkbox"/> <input type="checkbox"/> <input type="checkbox"/>	<input type="checkbox"/> <input type="checkbox"/> <input type="checkbox"/>	130.0#	1719	1942	
								A	B	C	D	E	F	

HOW TO ORDER

Indicate the following information on order form:

- Quantity of each item.
- Model number, including options. See "How To Build a Model Number".
- Any special service required.

Note:

- The ☐ indicates that a choice is required.
- The absence of the ☐ indicates that no choice is required.
- Alpha-numeric characters in place of ☐ indicate that no other alternatives are available.

HOW TO BUILD A MODEL NUMBER

- A**Select basic model.
- B**Select edge style.

54B

74P

- 1-1/4" Vinyl bullnose

- 74P edge
- C**Select edge color.

Refer to the **Product Color Options** page in this price list.

Edge color offerings are based on edge style selections.
- D**Select surface finish.

Refer to the **Product Color Options** page in this price list.

Surface finish offerings are based on edge style selections.
- E**Select base finish.

Refer to the **Product Color Options** page in this price list.
- F**Select plastic end cap color.

Refer to the **Product Color Options** page in this price list.

FINISH INFORMATION

Additional Laminate Offering
Additional laminates beyond KI standard offering, are available with two weeks extended leadtime. To specify additional laminates, use these designators followed by the supplier's color/pattern code:

Formica - LF/supplier's color pattern code
Nevamar - LN/supplier's color pattern code
Wilsonart - LW/supplier's color pattern code

KI's standard finish is the supplier's recommended finish for that color/pattern.
Note: Nonstandard laminates from these suppliers (example: textured laminates), require an upcharge and additional leadtime.
Contact KI.

Additional Stains
Specially stained edges beyond the KI standard offering (as shown under Edge Color column on Product Color Options page) are also available.
Contact KI.

OPTIONS

Base Options
Casters:
Black only. Add a "/C" to end of model number for casters. Casters are factory installed, not field installable. Casters are all locking.
Upcharge is list \$73 per table.


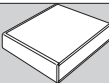

SPECIAL SERVICES

Special Carton Marking

With specially marked information N/C

Shipping
Ships **knocked down, FOB Green Bay, WI 54302, freight prepaid.** Freight class 85.

Specifications and prices are subject to change without prior notice.

				MODEL NUMBER									 1-1/4" Vinyl Bullnose (54B)		 74P Edge (74P)	
				Basic Model	Edge Style	Edge Color	Surface Finish	Base Finish	Plastic End Cap Color							
MODEL				Features	A x B							Approx. Packaged Weight				
 PLFD	Rectangular Tables, T Base			T Base	18 x 60"	PL155ST	<input type="checkbox"/> <input type="checkbox"/> <input type="checkbox"/>	<input type="checkbox"/> <input type="checkbox"/> <input type="checkbox"/>	<input type="checkbox"/> <input type="checkbox"/> <input type="checkbox"/>	<input type="checkbox"/> <input type="checkbox"/>	<input type="checkbox"/> <input type="checkbox"/> <input type="checkbox"/>	48.0#	\$ 1366	\$ 1675		
				T Base	18 x 72"	PL156ST	<input type="checkbox"/> <input type="checkbox"/> <input type="checkbox"/>	<input type="checkbox"/> <input type="checkbox"/> <input type="checkbox"/>	<input type="checkbox"/> <input type="checkbox"/> <input type="checkbox"/>	<input type="checkbox"/> <input type="checkbox"/>	<input type="checkbox"/> <input type="checkbox"/> <input type="checkbox"/>	53.0#	1405	1684		
				T Base	18 x 84"	PL157ST	<input type="checkbox"/> <input type="checkbox"/> <input type="checkbox"/>	<input type="checkbox"/> <input type="checkbox"/> <input type="checkbox"/>	<input type="checkbox"/> <input type="checkbox"/> <input type="checkbox"/>	<input type="checkbox"/> <input type="checkbox"/>	<input type="checkbox"/> <input type="checkbox"/> <input type="checkbox"/>	57.0#	1570	1920		
				T Base	24 x 60"	PL25ST	<input type="checkbox"/> <input type="checkbox"/> <input type="checkbox"/>	<input type="checkbox"/> <input type="checkbox"/> <input type="checkbox"/>	<input type="checkbox"/> <input type="checkbox"/> <input type="checkbox"/>	<input type="checkbox"/> <input type="checkbox"/>	<input type="checkbox"/> <input type="checkbox"/> <input type="checkbox"/>	55.0#	1381	1736		
				T Base	24 x 72"	PL26ST	<input type="checkbox"/> <input type="checkbox"/> <input type="checkbox"/>	<input type="checkbox"/> <input type="checkbox"/> <input type="checkbox"/>	<input type="checkbox"/> <input type="checkbox"/> <input type="checkbox"/>	<input type="checkbox"/> <input type="checkbox"/>	<input type="checkbox"/> <input type="checkbox"/> <input type="checkbox"/>	61.0#	1570	1799		
				T Base	24 x 84"	PL27ST	<input type="checkbox"/> <input type="checkbox"/> <input type="checkbox"/>	<input type="checkbox"/> <input type="checkbox"/> <input type="checkbox"/>	<input type="checkbox"/> <input type="checkbox"/> <input type="checkbox"/>	<input type="checkbox"/> <input type="checkbox"/>	<input type="checkbox"/> <input type="checkbox"/> <input type="checkbox"/>	66.0#	1717	2038		
				T Base	30 x 60"	PL255ST	<input type="checkbox"/> <input type="checkbox"/> <input type="checkbox"/>	<input type="checkbox"/> <input type="checkbox"/> <input type="checkbox"/>	<input type="checkbox"/> <input type="checkbox"/> <input type="checkbox"/>	<input type="checkbox"/> <input type="checkbox"/>	<input type="checkbox"/> <input type="checkbox"/> <input type="checkbox"/>	61.0#	1478	1847		
				T Base	30 x 72"	PL256ST	<input type="checkbox"/> <input type="checkbox"/> <input type="checkbox"/>	<input type="checkbox"/> <input type="checkbox"/> <input type="checkbox"/>	<input type="checkbox"/> <input type="checkbox"/> <input type="checkbox"/>	<input type="checkbox"/> <input type="checkbox"/>	<input type="checkbox"/> <input type="checkbox"/> <input type="checkbox"/>	67.0#	1595	1927		
				T Base	30 x 84"	PL257ST	<input type="checkbox"/> <input type="checkbox"/> <input type="checkbox"/>	<input type="checkbox"/> <input type="checkbox"/> <input type="checkbox"/>	<input type="checkbox"/> <input type="checkbox"/> <input type="checkbox"/>	<input type="checkbox"/> <input type="checkbox"/>	<input type="checkbox"/> <input type="checkbox"/> <input type="checkbox"/>	74.0#	1847	2166		
				T Base	36 x 60"	PL35ST	<input type="checkbox"/> <input type="checkbox"/> <input type="checkbox"/>	<input type="checkbox"/> <input type="checkbox"/> <input type="checkbox"/>	<input type="checkbox"/> <input type="checkbox"/> <input type="checkbox"/>	<input type="checkbox"/> <input type="checkbox"/>	<input type="checkbox"/> <input type="checkbox"/> <input type="checkbox"/>	66.0#	1693	1942		
				T Base	36 x 72"	PL36ST	<input type="checkbox"/> <input type="checkbox"/> <input type="checkbox"/>	<input type="checkbox"/> <input type="checkbox"/> <input type="checkbox"/>	<input type="checkbox"/> <input type="checkbox"/> <input type="checkbox"/>	<input type="checkbox"/> <input type="checkbox"/>	<input type="checkbox"/> <input type="checkbox"/> <input type="checkbox"/>	74.0#	1793	2120		
				T Base	36 x 84"	PL37ST	<input type="checkbox"/> <input type="checkbox"/> <input type="checkbox"/>	<input type="checkbox"/> <input type="checkbox"/> <input type="checkbox"/>	<input type="checkbox"/> <input type="checkbox"/> <input type="checkbox"/>	<input type="checkbox"/> <input type="checkbox"/>	<input type="checkbox"/> <input type="checkbox"/> <input type="checkbox"/>	82.0#	2048	2499		
							A	B	C	D	E	F				

HOW TO ORDER

Indicate the following information on order form:

- Quantity of each item.
- Model number, including options. See “How To Build a Model Number”.
- Any special service required.

Note:

- The ☐ indicates that a choice is required.
- The absence of the ☐ indicates that no choice is required.
- Alpha-numeric characters in place of ☐ indicate that no other alternatives are available.

HOW TO BUILD A MODEL NUMBER

- A** Select basic model.
- B** Select edge style.
- | | |
|------------|-------------------------|
| 54B | - 1-1/4" Vinyl bullnose |
| 74P | - 74P edge |
- C** Select edge color.
Refer to the **Product Color Options** page in this price list.
Edge color offerings are based on edge style selections.
- D** Select surface finish.
Refer to the **Product Color Options** page in this price list.
Surface finish offerings are based on edge style selections.
- E** Select base finish.
Refer to the **Product Color Options** page in this price list.
- F** Select plastic end cap color.

Refer to the **Product Color Options** page in this price list.

FINISH INFORMATION

Additional Laminate Offering
Additional laminates beyond KI standard offering, are available with two weeks extended leadtime. To specify additional laminates, use these designators followed by the supplier's color/pattern code:

Formica - LF/supplier's color pattern code
Nevamar - LN/supplier's color pattern code
Wilsonart - LW/supplier's color pattern code

KI's standard finish is the supplier's recommended finish for that color/pattern.
Note: Nonstandard laminates from these suppliers (example: textured laminates), require an upcharge and additional leadtime.
Contact KI.

OPTIONS

Base Options
Casters:
Black only. Add a “/C” to end of model number for casters. Casters are factory installed, not field installable. Casters are all locking.
Upcharge is list \$73 per table.

SPECIAL SERVICES


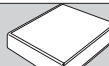
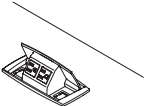
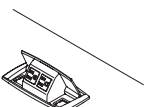
Special Carton Marking

With specially marked information N/C

Shipping
Ships **knocked down, FOB Green Bay, WI 54302, freight prepaid.** Freight class 85.

Specifications and prices are subject to change without prior notice.



			MODEL NUMBER								<div></div> <div>Approx. Packaged Weight</div> <div></div> <div>1-1/4" Vinyl Bullnose (54B)</div> <div>74P Edge (74P)</div>		
			Basic Model	Edge Style	Edge Color	Surface Finish	Base Finish	Plastic End Cap Color	Cord (feet)	Module Color			
<div></div> <div>PPUL</div>	Folding Leg, Lightweight, Rectangular Tables with PowerUp® <ul style="list-style-type: none">Available with one module (1) or two modules (2)	T Base	24 x 60"	PLD25ST/1	<div><div></div><div></div><div></div></div>	<div><div></div><div></div><div></div></div>	<div><div></div><div></div><div></div></div>	<div><div></div><div></div><div></div></div>	<div><div></div><div></div><div></div></div>	<div><div></div><div></div><div></div></div>	58.0#	\$ 1684	\$ 2047
		T Base	24 x 60"	PLD25ST/2	<div><div></div><div></div><div></div></div>	<div><div></div><div></div><div></div></div>	<div><div></div><div></div><div></div></div>	<div><div></div><div></div><div></div></div>	<div><div></div><div></div><div></div></div>	<div><div></div><div></div><div></div></div>	58.0#	1793	2157
		T Base	24 x 72"	PLD26ST/1	<div><div></div><div></div><div></div></div>	<div><div></div><div></div><div></div></div>	<div><div></div><div></div><div></div></div>	<div><div></div><div></div><div></div></div>	<div><div></div><div></div><div></div></div>	<div><div></div><div></div><div></div></div>	64.0#	1874	2100
		T Base	24 x 72"	PLD26ST/2	<div><div></div><div></div><div></div></div>	<div><div></div><div></div><div></div></div>	<div><div></div><div></div><div></div></div>	<div><div></div><div></div><div></div></div>	<div><div></div><div></div><div></div></div>	<div><div></div><div></div><div></div></div>	64.0#	1986	2209
		T Base	30 x 60"	PLD255ST/1	<div><div></div><div></div><div></div></div>	<div><div></div><div></div><div></div></div>	<div><div></div><div></div><div></div></div>	<div><div></div><div></div><div></div></div>	<div><div></div><div></div><div></div></div>	<div><div></div><div></div><div></div></div>	64.0#	1782	2154
		T Base	30 x 60"	PLD255ST/2	<div><div></div><div></div><div></div></div>	<div><div></div><div></div><div></div></div>	<div><div></div><div></div><div></div></div>	<div><div></div><div></div><div></div></div>	<div><div></div><div></div><div></div></div>	<div><div></div><div></div><div></div></div>	64.0#	1891	2262
		T Base	30 x 72"	PLD256ST/1	<div><div></div><div></div><div></div></div>	<div><div></div><div></div><div></div></div>	<div><div></div><div></div><div></div></div>	<div><div></div><div></div><div></div></div>	<div><div></div><div></div><div></div></div>	<div><div></div><div></div><div></div></div>	70.0#	1903	2231
		T Base	30 x 72"	PLD256ST/2	<div><div></div><div></div><div></div></div>	<div><div></div><div></div><div></div></div>	<div><div></div><div></div><div></div></div>	<div><div></div><div></div><div></div></div>	<div><div></div><div></div><div></div></div>	<div><div></div><div></div><div></div></div>	70.0#	2009	2416
<div></div> <div>PPULQ</div>	Folding Leg, LW, Rectangular w/Quick Release Modesty Panel and PowerUp® <ul style="list-style-type: none">Available with one module (1) or two modules (2)	T Base	24 x 60"	PLD25STQ/1	<div><div></div><div></div><div></div></div>	<div><div></div><div></div><div></div></div>	<div><div></div><div></div><div></div></div>	<div><div></div><div></div><div></div></div>	<div><div></div><div></div><div></div></div>	<div><div></div><div></div><div></div></div>	72.0#	\$ 2042	\$ 2399
		T Base	24 x 60"	PLD25STQ/2	<div><div></div><div></div><div></div></div>	<div><div></div><div></div><div></div></div>	<div><div></div><div></div><div></div></div>	<div><div></div><div></div><div></div></div>	<div><div></div><div></div><div></div></div>	<div><div></div><div></div><div></div></div>	72.0#	2151	2508
		T Base	24 x 72"	PLD26STQ/1	<div><div></div><div></div><div></div></div>	<div><div></div><div></div><div></div></div>	<div><div></div><div></div><div></div></div>	<div><div></div><div></div><div></div></div>	<div><div></div><div></div><div></div></div>	<div><div></div><div></div><div></div></div>	81.0#	2316	2540
		T Base	24 x 72"	PLD26STQ/2	<div><div></div><div></div><div></div></div>	<div><div></div><div></div><div></div></div>	<div><div></div><div></div><div></div></div>	<div><div></div><div></div><div></div></div>	<div><div></div><div></div><div></div></div>	<div><div></div><div></div><div></div></div>	81.0#	2421	2646
		T Base	30 x 60"	PLD255STQ/1	<div><div></div><div></div><div></div></div>	<div><div></div><div></div><div></div></div>	<div><div></div><div></div><div></div></div>	<div><div></div><div></div><div></div></div>	<div><div></div><div></div><div></div></div>	<div><div></div><div></div><div></div></div>	78.0#	2140	2508
		T Base	30 x 60"	PLD255STQ/2	<div><div></div><div></div><div></div></div>	<div><div></div><div></div><div></div></div>	<div><div></div><div></div><div></div></div>	<div><div></div><div></div><div></div></div>	<div><div></div><div></div><div></div></div>	<div><div></div><div></div><div></div></div>	78.0#	2250	2617
		T Base	30 x 72"	PLD256STQ/1	<div><div></div><div></div><div></div></div>	<div><div></div><div></div><div></div></div>	<div><div></div><div></div><div></div></div>	<div><div></div><div></div><div></div></div>	<div><div></div><div></div><div></div></div>	<div><div></div><div></div><div></div></div>	87.0#	2339	2664
		T Base	30 x 72"	PLD256STQ/2	<div><div></div><div></div><div></div></div>	<div><div></div><div></div><div></div></div>	<div><div></div><div></div><div></div></div>	<div><div></div><div></div><div></div></div>	<div><div></div><div></div><div></div></div>	<div><div></div><div></div><div></div></div>	87.0#	2449	2775
			A	B	C	D	E	F	G	H			

HOW TO ORDER

- Indicate the following information on order form:
- Quantity of each item.
 - Model number, including options. See “How To Build a Model Number”.
 - Any special service required.

Note:

- The ☐ indicates that a choice is required.
- The absence of the ☐ indicates that no choice is required.
- Alpha-numeric characters in place of ☐ indicate that no other alternatives are available.

HOW TO BUILD A MODEL NUMBER

- A** Select basic model.
- B** Select edge style.
- | | |
|------------|-------------------------|
| 54B | - 1-1/4" Vinyl bullnose |
| 74P | - 74P edge |
- C** Select edge color.
Refer to the **Product Color Options** page in this price list.
Edge color offerings are based on edge style selections.
- D** Select surface finish.
Refer to the **Product Color Options** page in this price list.
Surface finish offerings are based on edge style selections.
- E** Select base finish.
Refer to the **Product Color Options** page in this price list.
- F** Select plastic end cap color.

Refer to the **Product Color Options** page in this price list.

- G** Select cord length (feet).
- | | |
|-----------|-------------------|
| 15 | - 15' cord length |
| 9 | - 9' cord length |

- H** Select module color.
Refer to the **Product Color Options** page in this price list.

FINISH INFORMATION

Additional Laminate Offering
Additional laminates beyond KI standard offering, are available with two weeks extended leadtime. To specify additional laminates, use these designators followed by the supplier's color/pattern code:

Formica - LF/supplier's color pattern code
Nevamar - LN/supplier's color pattern code
Wilsonart - LW/supplier's color pattern code

KI's standard finish is the supplier's recommended finish for that color/pattern.
Note: Nonstandard laminates from these suppliers (example: textured laminates), require an upcharge and additional leadtime.
Contact KI.

OPTIONS

Base Options
Casters:
Black only. Add a “/C” to end of model number for casters. Casters are factory installed, not field installable. Casters are all locking.
Upcharge is list \$73 per table.

SPECIAL SERVICES

Special Carton Marking

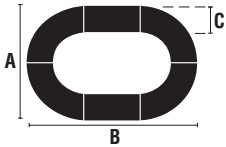
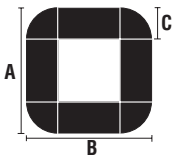
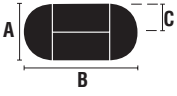
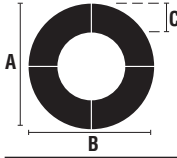
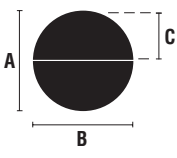
With specially marked information N/C

Shipping
Ships **knocked down, FOB Green Bay, WI 54302, freight prepaid.** Freight class 85.

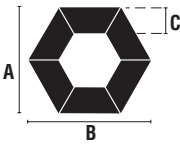
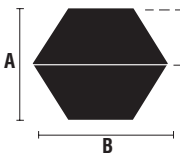
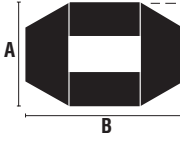
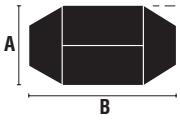
Specifications and prices are subject to change without prior notice.

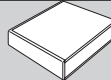
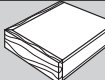
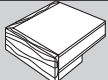


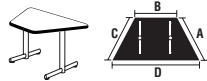




PORTICO PLUS TYPICALS TABLE COMPONENTS

Shape	Model Number	Dimensions A x B x C	Table Components
Racetrack Typical 	PPRT24	96" x 144" x 24"	2 Rectangles 24" x 48"
			4 Cresents 48" x 24" x 75½"
	PPRT30	96" x 144" x 30"	2 Rectangles 30" x 48"
			4 Cresents 48" x 30" x 75½"
Quarter Circle Typical 	PPQC24	96" x 96" x 24"	4 Rectangles 24" x 48"
			4 Quarter Rounds 24" x 24"
	PPQC30	108" x 108" x 30"	4 Rectangles 30" x 48"
			4 Quarter Rounds 30" x 30"
Oval Typical 	PPOV24	48" x 96" x 24"	2 Rectangles 24" x 48"
			2 Half Rounds 24" x 48"
	PPOV30	60" x 120" x 30"	2 Rectangles 30" x 60"
			2 Half Rounds 30" x 60"
Open Circle Typical 	PPOC24	96" x 96" x 24"	4 Cresents 48" x 24" x 75½"
			4 Cresents 60" x 30" x 94"
	PPOC30	120" x 120" x 30"	4 Cresents 72" x 36" x 113"
Circle Typical 	PPCT24	48" x 48" x 24"	2 Half Rounds 24" x 48"
			2 Half Rounds 30" x 60"
	PPCT30	60" x 60" x 30"	2 Half Rounds 36" x 72"

PORTICO PLUS TYPICALS TABLE COMPONENTS

Shape	Model Number	Dimensions A x B x C	Table Components
Open Hexagon Typical 	PPOH24	84" x 96" x 21"	6 Trapezoids 24" x 24" x 24" x 48"
	PPOH30	105" x 120" x 26¼"	6 Trapezoids 30" x 30" x 30" x 60"
	PPOH36	126" x 144" x 31½"	6 Trapezoids 36" x 36" x 36" x 72"
Hexagon Typical 	PPHT24	42" x 48" x 21"	2 Trapezoids 24" x 24" x 24" x 48"
	PPHT30	52½" x 60" x 26¼"	2 Trapezoids 30" x 30" x 30" x 60"
	PPHT36	63" x 72" x 31½"	2 Trapezoids 36" x 36" x 36" x 72"
Open Boat Shaped Typical 	PPOB24	72" x 111" x 24"	2 Rectangles 24" x 48"
			2 Trapezoids 36" x 36" x 36" x 72"
Boat Shaped Typical 	PPBT24	48" x 90" x 24"	2 Rectangles 24" x 48"
			2 Trapezoids 24" x 24" x 24" x 48"
	PPBT30	60" x 112½" x 30"	2 Rectangles 30" x 60"
			2 Trapezoids 30" x 30" x 30" x 60"
	PPBT36	72" x 135" x 36"	2 Rectangles 36" x 72"
			2 Trapezoids 36" x 36" x 36" x 72"

				MODEL NUMBER									
				Basic Model	Edge Style	Edge Color	Surface Finish	Base Finish	Plastic End Cap Color				
MODEL		Features	A x B x C x D							Approx. Packaged Weight	74P Edge (74P)	3/8" Wood Band Edge (34S)	1-3/4" Wood Band Edge (36S)
 PPFX	Rectangular Tables, T Base-Fixed	T Base	24 x 48"	PP24F	<input type="checkbox"/> <input type="checkbox"/> <input type="checkbox"/> <input type="checkbox"/>	<input type="checkbox"/> <input type="checkbox"/> <input type="checkbox"/> <input type="checkbox"/>	<input type="checkbox"/> <input type="checkbox"/> <input type="checkbox"/> <input type="checkbox"/>	<input type="checkbox"/> <input type="checkbox"/>	<input type="checkbox"/> <input type="checkbox"/> <input type="checkbox"/> <input type="checkbox"/>	66.0#	\$ 1009	\$ 1147	\$ 1310
		T Base	24 x 60"	PP25F	<input type="checkbox"/> <input type="checkbox"/> <input type="checkbox"/> <input type="checkbox"/>	<input type="checkbox"/> <input type="checkbox"/> <input type="checkbox"/> <input type="checkbox"/>	<input type="checkbox"/> <input type="checkbox"/> <input type="checkbox"/> <input type="checkbox"/>	<input type="checkbox"/> <input type="checkbox"/>	<input type="checkbox"/> <input type="checkbox"/> <input type="checkbox"/> <input type="checkbox"/>	76.0#	1131	1289	1458
		T Base	30 x 48"	PP254F	<input type="checkbox"/> <input type="checkbox"/> <input type="checkbox"/> <input type="checkbox"/>	<input type="checkbox"/> <input type="checkbox"/> <input type="checkbox"/> <input type="checkbox"/>	<input type="checkbox"/> <input type="checkbox"/> <input type="checkbox"/> <input type="checkbox"/>	<input type="checkbox"/> <input type="checkbox"/>	<input type="checkbox"/> <input type="checkbox"/> <input type="checkbox"/> <input type="checkbox"/>	76.0#	1088	1262	1416
		T Base	30 x 60"	PP255F	<input type="checkbox"/> <input type="checkbox"/> <input type="checkbox"/> <input type="checkbox"/>	<input type="checkbox"/> <input type="checkbox"/> <input type="checkbox"/> <input type="checkbox"/>	<input type="checkbox"/> <input type="checkbox"/> <input type="checkbox"/> <input type="checkbox"/>	<input type="checkbox"/> <input type="checkbox"/>	<input type="checkbox"/> <input type="checkbox"/> <input type="checkbox"/> <input type="checkbox"/>	89.0#	1212	1437	1616
		T Base	36 x 60"	PP35F	<input type="checkbox"/> <input type="checkbox"/> <input type="checkbox"/> <input type="checkbox"/>	<input type="checkbox"/> <input type="checkbox"/> <input type="checkbox"/> <input type="checkbox"/>	<input type="checkbox"/> <input type="checkbox"/> <input type="checkbox"/> <input type="checkbox"/>	<input type="checkbox"/> <input type="checkbox"/>	<input type="checkbox"/> <input type="checkbox"/> <input type="checkbox"/> <input type="checkbox"/>	101.0#	1338	1597	1758
		T Base	36 x 72"	PP36F	<input type="checkbox"/> <input type="checkbox"/> <input type="checkbox"/> <input type="checkbox"/>	<input type="checkbox"/> <input type="checkbox"/> <input type="checkbox"/> <input type="checkbox"/>	<input type="checkbox"/> <input type="checkbox"/> <input type="checkbox"/> <input type="checkbox"/>	<input type="checkbox"/> <input type="checkbox"/>	<input type="checkbox"/> <input type="checkbox"/> <input type="checkbox"/> <input type="checkbox"/>	117.0#	1477	1770	1982
 PPFD	Rectangular Tables, T Base-Folding	T Base, Short Fold	24 x 48"	PP24ST	<input type="checkbox"/> <input type="checkbox"/> <input type="checkbox"/> <input type="checkbox"/>	<input type="checkbox"/> <input type="checkbox"/> <input type="checkbox"/> <input type="checkbox"/>	<input type="checkbox"/> <input type="checkbox"/> <input type="checkbox"/> <input type="checkbox"/>	<input type="checkbox"/> <input type="checkbox"/>	<input type="checkbox"/> <input type="checkbox"/> <input type="checkbox"/> <input type="checkbox"/>	74.0#	\$ 1594	\$ 1722	\$ 1942
		T Base	24 x 60"	PP25ST	<input type="checkbox"/> <input type="checkbox"/> <input type="checkbox"/> <input type="checkbox"/>	<input type="checkbox"/> <input type="checkbox"/> <input type="checkbox"/> <input type="checkbox"/>	<input type="checkbox"/> <input type="checkbox"/> <input type="checkbox"/> <input type="checkbox"/>	<input type="checkbox"/> <input type="checkbox"/>	<input type="checkbox"/> <input type="checkbox"/> <input type="checkbox"/> <input type="checkbox"/>	86.0#	1681	1868	2010
		T Base, Short Fold	30 x 48"	PP254ST	<input type="checkbox"/> <input type="checkbox"/> <input type="checkbox"/> <input type="checkbox"/>	<input type="checkbox"/> <input type="checkbox"/> <input type="checkbox"/> <input type="checkbox"/>	<input type="checkbox"/> <input type="checkbox"/> <input type="checkbox"/> <input type="checkbox"/>	<input type="checkbox"/> <input type="checkbox"/>	<input type="checkbox"/> <input type="checkbox"/> <input type="checkbox"/> <input type="checkbox"/>	84.0#	1634	1946	2097
		T Base	30 x 60"	PP255ST	<input type="checkbox"/> <input type="checkbox"/> <input type="checkbox"/> <input type="checkbox"/>	<input type="checkbox"/> <input type="checkbox"/> <input type="checkbox"/> <input type="checkbox"/>	<input type="checkbox"/> <input type="checkbox"/> <input type="checkbox"/> <input type="checkbox"/>	<input type="checkbox"/> <input type="checkbox"/>	<input type="checkbox"/> <input type="checkbox"/> <input type="checkbox"/> <input type="checkbox"/>	99.0#	1786	2014	2236
		T Base	36 x 60"	PP35ST	<input type="checkbox"/> <input type="checkbox"/> <input type="checkbox"/> <input type="checkbox"/>	<input type="checkbox"/> <input type="checkbox"/> <input type="checkbox"/> <input type="checkbox"/>	<input type="checkbox"/> <input type="checkbox"/> <input type="checkbox"/> <input type="checkbox"/>	<input type="checkbox"/> <input type="checkbox"/>	<input type="checkbox"/> <input type="checkbox"/> <input type="checkbox"/> <input type="checkbox"/>	111.0#	1840	2083	2468
		T Base	36 x 72"	PP36ST	<input type="checkbox"/> <input type="checkbox"/> <input type="checkbox"/> <input type="checkbox"/>	<input type="checkbox"/> <input type="checkbox"/> <input type="checkbox"/> <input type="checkbox"/>	<input type="checkbox"/> <input type="checkbox"/> <input type="checkbox"/> <input type="checkbox"/>	<input type="checkbox"/> <input type="checkbox"/>	<input type="checkbox"/> <input type="checkbox"/> <input type="checkbox"/> <input type="checkbox"/>	126.0#	2049	2254	2474
 PPFX	Trapezoid Tables, T Base-Fixed <ul style="list-style-type: none">• 24x24x24x48 = 21"D• 30x30x30x60 = 26"D• 36x36x36x72 = 31"D	T Base	24 x 24 x 24 x 48"	PPT24F	<input type="checkbox"/> <input type="checkbox"/> <input type="checkbox"/> <input type="checkbox"/>	<input type="checkbox"/> <input type="checkbox"/> <input type="checkbox"/> <input type="checkbox"/>	<input type="checkbox"/> <input type="checkbox"/> <input type="checkbox"/> <input type="checkbox"/>	<input type="checkbox"/> <input type="checkbox"/>	<input type="checkbox"/> <input type="checkbox"/> <input type="checkbox"/> <input type="checkbox"/>	52.0#	\$ 1111	\$ 1436	\$ 1469
		T Base	30 x 30 x 30 x 60"	PPT255F	<input type="checkbox"/> <input type="checkbox"/> <input type="checkbox"/> <input type="checkbox"/>	<input type="checkbox"/> <input type="checkbox"/> <input type="checkbox"/> <input type="checkbox"/>	<input type="checkbox"/> <input type="checkbox"/> <input type="checkbox"/> <input type="checkbox"/>	<input type="checkbox"/> <input type="checkbox"/>	<input type="checkbox"/> <input type="checkbox"/> <input type="checkbox"/> <input type="checkbox"/>	67.0#	1350	1582	1716
		T Base	36 x 36 x 36 x 72"	PPT36F	<input type="checkbox"/> <input type="checkbox"/> <input type="checkbox"/> <input type="checkbox"/>	<input type="checkbox"/> <input type="checkbox"/> <input type="checkbox"/> <input type="checkbox"/>	<input type="checkbox"/> <input type="checkbox"/> <input type="checkbox"/> <input type="checkbox"/>	<input type="checkbox"/> <input type="checkbox"/>	<input type="checkbox"/> <input type="checkbox"/> <input type="checkbox"/> <input type="checkbox"/>	84.0#	1648	1957	2203
 PPFX	Crescent Tables, T Base-Fixed	T Base	48 x 24 x 75 1/2"	PPC24F	<input type="checkbox"/> <input type="checkbox"/> <input type="checkbox"/> <input type="checkbox"/>	<input type="checkbox"/> <input type="checkbox"/> <input type="checkbox"/> <input type="checkbox"/>	<input type="checkbox"/> <input type="checkbox"/> <input type="checkbox"/> <input type="checkbox"/>	<input type="checkbox"/> <input type="checkbox"/>	<input type="checkbox"/> <input type="checkbox"/> <input type="checkbox"/> <input type="checkbox"/>	73.0#	\$ 1613	\$ 2014	\$ 2495
		T Base	60 x 24 x 94"	PPC25F	<input type="checkbox"/> <input type="checkbox"/> <input type="checkbox"/> <input type="checkbox"/>	<input type="checkbox"/> <input type="checkbox"/> <input type="checkbox"/> <input type="checkbox"/>	<input type="checkbox"/> <input type="checkbox"/> <input type="checkbox"/> <input type="checkbox"/>	<input type="checkbox"/> <input type="checkbox"/>	<input type="checkbox"/> <input type="checkbox"/> <input type="checkbox"/> <input type="checkbox"/>	89.0#	2185	2520	3425
		T Base	48 x 30 x 75 1/2"	PPC254F	<input type="checkbox"/> <input type="checkbox"/> <input type="checkbox"/> <input type="checkbox"/>	<input type="checkbox"/> <input type="checkbox"/> <input type="checkbox"/> <input type="checkbox"/>	<input type="checkbox"/> <input type="checkbox"/> <input type="checkbox"/> <input type="checkbox"/>	<input type="checkbox"/> <input type="checkbox"/>	<input type="checkbox"/> <input type="checkbox"/> <input type="checkbox"/> <input type="checkbox"/>	80.0#	1619	2042	2527
		T Base	60 x 30 x 94"	PPC255F	<input type="checkbox"/> <input type="checkbox"/> <input type="checkbox"/> <input type="checkbox"/>	<input type="checkbox"/> <input type="checkbox"/> <input type="checkbox"/> <input type="checkbox"/>	<input type="checkbox"/> <input type="checkbox"/> <input type="checkbox"/> <input type="checkbox"/>	<input type="checkbox"/> <input type="checkbox"/>	<input type="checkbox"/> <input type="checkbox"/> <input type="checkbox"/> <input type="checkbox"/>	100.0#	2203	2640	3586
		T Base	60 x 36 x 94"	PPC35F	<input type="checkbox"/> <input type="checkbox"/> <input type="checkbox"/> <input type="checkbox"/>	<input type="checkbox"/> <input type="checkbox"/> <input type="checkbox"/> <input type="checkbox"/>	<input type="checkbox"/> <input type="checkbox"/> <input type="checkbox"/> <input type="checkbox"/>	<input type="checkbox"/> <input type="checkbox"/>	<input type="checkbox"/> <input type="checkbox"/> <input type="checkbox"/> <input type="checkbox"/>	108.0#	2137	2550	3477
		T Base	72 x 36 x 113"	PPC36F	<input type="checkbox"/> <input type="checkbox"/> <input type="checkbox"/> <input type="checkbox"/>	<input type="checkbox"/> <input type="checkbox"/> <input type="checkbox"/> <input type="checkbox"/>	<input type="checkbox"/> <input type="checkbox"/> <input type="checkbox"/> <input type="checkbox"/>	<input type="checkbox"/> <input type="checkbox"/>	<input type="checkbox"/> <input type="checkbox"/> <input type="checkbox"/> <input type="checkbox"/>	132.0#	3447	4380	5676
 PPFD	Crescent Tables, T Base-Folding	T Base, Short Fold	48 x 24 x 75 1/2"	PPC24ST	<input type="checkbox"/> <input type="checkbox"/> <input type="checkbox"/> <input type="checkbox"/>	<input type="checkbox"/> <input type="checkbox"/> <input type="checkbox"/> <input type="checkbox"/>	<input type="checkbox"/> <input type="checkbox"/> <input type="checkbox"/> <input type="checkbox"/>	<input type="checkbox"/> <input type="checkbox"/>	<input type="checkbox"/> <input type="checkbox"/> <input type="checkbox"/> <input type="checkbox"/>	81.0#	\$ 2224	\$ 2532	\$ 3015
		T Base, Short Fold	60 x 24 x 94"	PPC25ST	<input type="checkbox"/> <input type="checkbox"/> <input type="checkbox"/> <input type="checkbox"/>	<input type="checkbox"/> <input type="checkbox"/> <input type="checkbox"/> <input type="checkbox"/>	<input type="checkbox"/> <input type="checkbox"/> <input type="checkbox"/> <input type="checkbox"/>	<input type="checkbox"/> <input type="checkbox"/>	<input type="checkbox"/> <input type="checkbox"/> <input type="checkbox"/> <input type="checkbox"/>	99.0#	2692	3156	3922
		T Base, Short Fold	48 x 30 x 75 1/2"	PPC254ST	<input type="checkbox"/> <input type="checkbox"/> <input type="checkbox"/> <input type="checkbox"/>	<input type="checkbox"/> <input type="checkbox"/> <input type="checkbox"/> <input type="checkbox"/>	<input type="checkbox"/> <input type="checkbox"/> <input type="checkbox"/> <input type="checkbox"/>	<input type="checkbox"/> <input type="checkbox"/>	<input type="checkbox"/> <input type="checkbox"/> <input type="checkbox"/> <input type="checkbox"/>	88.0#	2233	2461	3040
		T Base	60 x 30 x 94"	PPC255ST	<input type="checkbox"/> <input type="checkbox"/> <input type="checkbox"/> <input type="checkbox"/>	<input type="checkbox"/> <input type="checkbox"/> <input type="checkbox"/> <input type="checkbox"/>	<input type="checkbox"/> <input type="checkbox"/> <input type="checkbox"/> <input type="checkbox"/>	<input type="checkbox"/> <input type="checkbox"/>	<input type="checkbox"/> <input type="checkbox"/> <input type="checkbox"/> <input type="checkbox"/>	110.0#	2779	3015	3918
		T Base	60 x 36 x 94"	PPC35ST	<input type="checkbox"/> <input type="checkbox"/> <input type="checkbox"/> <input type="checkbox"/>	<input type="checkbox"/> <input type="checkbox"/> <input type="checkbox"/> <input type="checkbox"/>	<input type="checkbox"/> <input type="checkbox"/> <input type="checkbox"/> <input type="checkbox"/>	<input type="checkbox"/> <input type="checkbox"/>	<input type="checkbox"/> <input type="checkbox"/> <input type="checkbox"/> <input type="checkbox"/>	118.0#	2692	3154	4095
		T Base	72 x 36 x 113"	PPC36ST	<input type="checkbox"/> <input type="checkbox"/> <input type="checkbox"/> <input type="checkbox"/>	<input type="checkbox"/> <input type="checkbox"/> <input type="checkbox"/> <input type="checkbox"/>	<input type="checkbox"/> <input type="checkbox"/> <input type="checkbox"/> <input type="checkbox"/>	<input type="checkbox"/> <input type="checkbox"/>	<input type="checkbox"/> <input type="checkbox"/> <input type="checkbox"/> <input type="checkbox"/>	142.0#	4018	5250	6394
				A	B	C	D	E	F				

HOW TO ORDER

Indicate the following information on order form:

- Quantity of each item.
- Model number, including options. See "How To Build a Model Number".
- Any special service required.

Note:

- The ☐ indicates that a choice is required.
- The absence of the ☐ indicates that no choice is required.
- Alpha-numeric characters in place of ☐ indicate that no other alternatives are available.

HOW TO BUILD A MODEL NUMBER

- A**Select basic model.
- B**Select edge style.

74P

- 74P edge

34S

- 3/8" Wood band edge

36S

- 1-3/4" Wood band edge
- C**Select edge color.

Refer to the **Product Color Options** page in this price list.
Edge color offerings are based on edge style selections.
- D**Select surface finish.

Refer to the **Product Color Options** page in this price list.
Surface finish offerings are based on edge style selections.
- E**Select base finish.

Refer to the **Product Color Options** page in this price list.
- F**Select plastic end cap color.

Refer to the **Product Color Options** page in this price list.

FINISH INFORMATION

Additional Laminate Offering
Additional laminates beyond KI standard offering, are available with two weeks extended leadtime. To specify additional laminates, use these designators followed by the supplier's color/pattern code:

Formica - LF/supplier's color pattern code
Nevamar - LN/supplier's color pattern code
Wilsonart - LW/supplier's color pattern code

KI's standard finish is the supplier's recommended finish for that color/pattern.
Note: Nonstandard laminates from these suppliers (example: textured laminates), require an up-charge and additional leadtime.
Contact KI.

Additional Stains
Specially stained edges beyond the KI standard offering (as shown under Edge Color column on Product Color Options page) are also available.
Contact KI.

OPTIONS

Base Options
Casters:
Black only. Add a "/C" to end of model number for casters. Casters are factory installed, not field installable. Casters are all locking.
Upcharge is list \$73 per table.

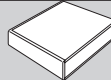
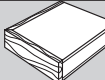
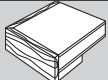



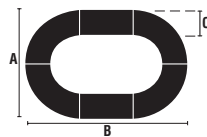
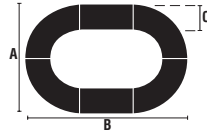
Table Heights Other Than 29"
Table heights other than 29" are available. Add the table height in inches to the end of the model number string.
Example: to specify 27-1/4" from the top of the table to the floor add "/27.25" to the end of the model number. The maximum height is 42".

SPECIAL SERVICES

Special Carton Marking
With specially marked information N/C

Shipping
Ships **knocked down, FOB Green Bay, WI 54302, freight prepaid.** Freight class 85.

Specifications and prices are subject to change without prior notice.

			MODEL NUMBER									
			Basic Model	Edge Style	Edge Color	Surface Finish	Base Finish	Plastic End Cap Color				
MODEL	Features	A x B x C							Approx. Packaged Weight	74P Edge (74P)	3/8" Wood Band Edge (34S)	1-3/4" Wood Band Edge (36S)
 PPFX	Quarter Round-No Base • To be used with Plus Tables only	24 X 24"	PPQ2	<input type="checkbox"/> <input type="checkbox"/> <input type="checkbox"/>	<input type="checkbox"/> <input type="checkbox"/> <input type="checkbox"/>	<input type="checkbox"/> <input type="checkbox"/> <input type="checkbox"/>			19.0#	\$ 517	\$ 725	\$ 964
		30 X 30"	PPQ25	<input type="checkbox"/> <input type="checkbox"/> <input type="checkbox"/>	<input type="checkbox"/> <input type="checkbox"/> <input type="checkbox"/>	<input type="checkbox"/> <input type="checkbox"/> <input type="checkbox"/>			30.0#	618	873	1163
		36 X 36"	PPQ3	<input type="checkbox"/> <input type="checkbox"/> <input type="checkbox"/>	<input type="checkbox"/> <input type="checkbox"/> <input type="checkbox"/>	<input type="checkbox"/> <input type="checkbox"/> <input type="checkbox"/>			49.0#	772	1085	1356
 PPFX	Half Round Table, T Base-Fixed	T Base 24 X 48"	PPH24F	<input type="checkbox"/> <input type="checkbox"/> <input type="checkbox"/>	<input type="checkbox"/> <input type="checkbox"/> <input type="checkbox"/>	<input type="checkbox"/> <input type="checkbox"/> <input type="checkbox"/>	<input type="checkbox"/> <input type="checkbox"/>	<input type="checkbox"/> <input type="checkbox"/>	57.0#	\$ 1283	\$ 1582	\$ 2068
		T Base 30 X 60"	PPH255F	<input type="checkbox"/> <input type="checkbox"/> <input type="checkbox"/>	<input type="checkbox"/> <input type="checkbox"/> <input type="checkbox"/>	<input type="checkbox"/> <input type="checkbox"/> <input type="checkbox"/>	<input type="checkbox"/> <input type="checkbox"/>	<input type="checkbox"/> <input type="checkbox"/>	75.0#	1706	1873	2334
		T Base 36 x 72"	PPH36F	<input type="checkbox"/> <input type="checkbox"/> <input type="checkbox"/>	<input type="checkbox"/> <input type="checkbox"/> <input type="checkbox"/>	<input type="checkbox"/> <input type="checkbox"/> <input type="checkbox"/>	<input type="checkbox"/> <input type="checkbox"/>	<input type="checkbox"/> <input type="checkbox"/>	97.0#	2060	2433	2797
 PPFD	Half Round Table, T Base-Folding	T Base, Short Fold 30 X 60"	PPH255ST	<input type="checkbox"/> <input type="checkbox"/> <input type="checkbox"/>	<input type="checkbox"/> <input type="checkbox"/> <input type="checkbox"/>	<input type="checkbox"/> <input type="checkbox"/> <input type="checkbox"/>	<input type="checkbox"/> <input type="checkbox"/>	<input type="checkbox"/> <input type="checkbox"/>	85.0#	\$ 2277	\$ 2393	\$ 2745
		T Base, Short Fold 36 x 72"	PPH36ST	<input type="checkbox"/> <input type="checkbox"/> <input type="checkbox"/>	<input type="checkbox"/> <input type="checkbox"/> <input type="checkbox"/>	<input type="checkbox"/> <input type="checkbox"/> <input type="checkbox"/>	<input type="checkbox"/> <input type="checkbox"/>	<input type="checkbox"/> <input type="checkbox"/>	107.0#	2585	2802	3157
 PPFX	Racetrack Typical-Fixed	T Base 96 x 144 x 24"	PPRT24F	<input type="checkbox"/> <input type="checkbox"/> <input type="checkbox"/>	<input type="checkbox"/> <input type="checkbox"/> <input type="checkbox"/>	<input type="checkbox"/> <input type="checkbox"/> <input type="checkbox"/>	<input type="checkbox"/> <input type="checkbox"/>	<input type="checkbox"/> <input type="checkbox"/>	424.0#	\$ 8410	\$ 10349	\$ 12610
		T Base 96 x 144 x 30"	PPRT30F	<input type="checkbox"/> <input type="checkbox"/> <input type="checkbox"/>	<input type="checkbox"/> <input type="checkbox"/> <input type="checkbox"/>	<input type="checkbox"/> <input type="checkbox"/> <input type="checkbox"/>	<input type="checkbox"/> <input type="checkbox"/>	<input type="checkbox"/> <input type="checkbox"/>	472.0#	8665	10684	12911
		T Base 120 x 180 x 36"	PPRT36F	<input type="checkbox"/> <input type="checkbox"/> <input type="checkbox"/>	<input type="checkbox"/> <input type="checkbox"/> <input type="checkbox"/>	<input type="checkbox"/> <input type="checkbox"/> <input type="checkbox"/>	<input type="checkbox"/> <input type="checkbox"/>	<input type="checkbox"/> <input type="checkbox"/>	634.0#	11578	13812	17962
 PPFD	Racetrack Typical-Folding	T Base, Short Fold 96 x 144 x 24"	PPRT24ST	<input type="checkbox"/> <input type="checkbox"/> <input type="checkbox"/>	<input type="checkbox"/> <input type="checkbox"/> <input type="checkbox"/>	<input type="checkbox"/> <input type="checkbox"/> <input type="checkbox"/>	<input type="checkbox"/> <input type="checkbox"/>	<input type="checkbox"/> <input type="checkbox"/>	458.0#	\$ 12082	\$ 13566	\$ 15712
		T Base, Short Fold 96 x 144 x 30"	PPRT30ST	<input type="checkbox"/> <input type="checkbox"/> <input type="checkbox"/>	<input type="checkbox"/> <input type="checkbox"/> <input type="checkbox"/>	<input type="checkbox"/> <input type="checkbox"/> <input type="checkbox"/>	<input type="checkbox"/> <input type="checkbox"/>	<input type="checkbox"/> <input type="checkbox"/>	520.0#	12328	14130	16173
		T Base, Short Fold 120 x 180 x 36"	PPRT36ST	<input type="checkbox"/> <input type="checkbox"/> <input type="checkbox"/>	<input type="checkbox"/> <input type="checkbox"/> <input type="checkbox"/>	<input type="checkbox"/> <input type="checkbox"/> <input type="checkbox"/>	<input type="checkbox"/> <input type="checkbox"/>	<input type="checkbox"/> <input type="checkbox"/>	694.0#	15014	16788	20854
			A	B	C	D	E	F				

HOW TO ORDER

Indicate the following information on order form:

- Quantity of each item.
- Model number, including options. See "How To Build a Model Number".
- Any special service required.

Note:

- The ☐ indicates that a choice is required.
- The absence of the ☐ indicates that no choice is required.
- Alpha-numeric characters in place of ☐ indicate that no other alternatives are available.

HOW TO BUILD A MODEL NUMBER

- A**Select basic model.
- B**Select edge style.

74P

- 74P edge

34S

- 3/8" Wood band edge

36S

- 1-3/4" Wood band edge
- C**Select edge color.

Refer to the **Product Color Options** page in this price list.

Edge color offerings are based on edge style selections.
- D**Select surface finish.

Refer to the **Product Color Options** page in this price list.

Surface finish offerings are based on edge style selections.
- E**Select base finish.

Refer to the **Product Color Options** page in this price list.
- F**Select plastic end cap color.

Refer to the **Product Color Options** page in this price list.

FINISH INFORMATION

Additional Laminate Offering
Additional laminates beyond KI standard offering, are available with two weeks extended leadtime. To specify additional laminates, use these designators followed by the supplier's color/pattern code:

Formica - LF/supplier's color pattern code
Nevamar - LN/supplier's color pattern code
Wilsonart - LW/supplier's color pattern code

KI's standard finish is the supplier's recommended finish for that color/pattern.
Note: Nonstandard laminates from these suppliers (example: textured laminates), require an up-charge and additional leadtime.
Contact KI.

Additional Stains
Specially stained edges beyond the KI standard offering (as shown under Edge Color column on Product Color Options page) are also available.
Contact KI.

OPTIONS

Base Options
Casters:
Black only. Add a "/C" to end of model number for casters. Casters are factory installed, not field installable. Casters are all locking.
Upcharge is list \$73 per table.

Table Heights Other Than 29"
Table heights other than 29" are available. Add the table height in inches to the end of the model number string.
Example: to specify 27-1/4" from the top of the table to the floor add "/27.25" to the end of the model number. The maximum height is 42".

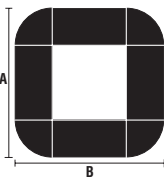
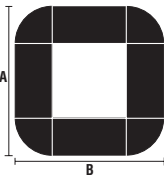
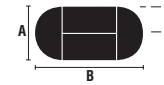

SPECIAL SERVICES

Special Carton Marking

With specially marked information N/C

Shipping
Ships **knocked down, FOB Green Bay, WI 54302, freight prepaid.** Freight class 85.

Specifications and prices are subject to change without prior notice.

				MODEL NUMBER									
				Basic Model	Edge Style	Edge Color	Surface Finish	Base Finish	Plastic End Cap Color				
MODEL	Features	A x B x C											
Quarter Circle Typical-Fixed	T Base	96 x 96 x 24"	PPQC24F	<input type="checkbox"/>	<input type="checkbox"/>	<input type="checkbox"/>	<input type="checkbox"/>	<input type="checkbox"/>	<input type="checkbox"/>				
	T Base	108 x 108 x 30"	PPQC30F	<input type="checkbox"/>	<input type="checkbox"/>	<input type="checkbox"/>	<input type="checkbox"/>	<input type="checkbox"/>	<input type="checkbox"/>				
	T Base	144 x 144 x 36"	PPQC36F	<input type="checkbox"/>	<input type="checkbox"/>	<input type="checkbox"/>	<input type="checkbox"/>	<input type="checkbox"/>	<input type="checkbox"/>				
Quarter Circle Typical-Folding	T Base, Short Fold	96 x 96 x 24"	PPQC24ST	<input type="checkbox"/>	<input type="checkbox"/>	<input type="checkbox"/>	<input type="checkbox"/>	<input type="checkbox"/>	<input type="checkbox"/>				
	T Base, Short Fold	108 x 108 x 30"	PPQC30ST	<input type="checkbox"/>	<input type="checkbox"/>	<input type="checkbox"/>	<input type="checkbox"/>	<input type="checkbox"/>	<input type="checkbox"/>				
	T Base	144 x 144 x 36"	PPQC36ST	<input type="checkbox"/>	<input type="checkbox"/>	<input type="checkbox"/>	<input type="checkbox"/>	<input type="checkbox"/>	<input type="checkbox"/>				
Oval Typical-Fixed	T Base	48 x 96 x 24"	PPOV24F	<input type="checkbox"/>	<input type="checkbox"/>	<input type="checkbox"/>	<input type="checkbox"/>	<input type="checkbox"/>	<input type="checkbox"/>				
	T Base	60 x 120 x 30"	PPOV30F	<input type="checkbox"/>	<input type="checkbox"/>	<input type="checkbox"/>	<input type="checkbox"/>	<input type="checkbox"/>	<input type="checkbox"/>				
	T Base	72 x 144 x 36"	PPOV36F	<input type="checkbox"/>	<input type="checkbox"/>	<input type="checkbox"/>	<input type="checkbox"/>	<input type="checkbox"/>	<input type="checkbox"/>				
Oval Typical-Folding	T Base, Short Fold	60 x 120 x 30"	PPOV30ST	<input type="checkbox"/>	<input type="checkbox"/>	<input type="checkbox"/>	<input type="checkbox"/>	<input type="checkbox"/>	<input type="checkbox"/>				
	T Base, Short Fold	72 x 144 x 36"	PPOV36ST	<input type="checkbox"/>	<input type="checkbox"/>	<input type="checkbox"/>	<input type="checkbox"/>	<input type="checkbox"/>	<input type="checkbox"/>				

HOW TO ORDER

Indicate the following information on order form:

- Quantity of each item.
- Model number, including options. See "How To Build a Model Number".
- Any special service required.

Note:

- The ☐ indicates that a choice is required.
- The absence of the ☐ indicates that no choice is required.
- Alpha-numeric characters in place of ☐ indicate that no other alternatives are available.

HOW TO BUILD A MODEL NUMBER

- A** Select basic model.

B Select edge style.

74P

- 74P edge

34S

- 3/8" Wood band edge

36S

- 1-3/4" Wood band edge
- C** Select edge color.

Refer to the **Product Color Options** page in this price list.

Edge color offerings are based on edge style selections.
- D** Select surface finish.

Refer to the **Product Color Options** page in this price list.

Surface finish offerings are based on edge style selections.
- E** Select base finish.

Refer to the **Product Color Options** page in this price list.
- F** Select plastic end cap color.

Refer to the **Product Color Options** page in this price list.

FINISH INFORMATION

Additional Laminate Offering

Additional laminates beyond KI standard offering, are available with two weeks extended leadtime. To specify additional laminates, use these designators followed by the supplier's color/pattern code:

Formica - LF/supplier's color pattern code
Nevamar - LN/supplier's color pattern code
Wilsonart - LW/supplier's color pattern code

KI's standard finish is the supplier's recommended finish for that color/pattern. Note: Nonstandard laminates from these suppliers (example: textured laminates), require an up-charge and additional leadtime. Contact KI.

Additional Stains

Specially stained edges beyond the KI standard offering (as shown under Edge Color column on Product Color Options page) are also available. Contact KI.

OPTIONS

Base Options

Casters:

Black only. Add a "/C" to end of model number for casters. Casters are factory installed, not field installable. Casters are all locking. Upcharge is list \$73 per table.

Table Heights Other Than 29"

Table heights other than 29" are available. Add the table height in inches to the end of the model number string. Example: to specify 27-1/4" from the top of the table to the floor add "/27.25" to the end of the model number. The maximum height is 42".

SPECIAL SERVICES

Special Carton Marking

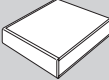
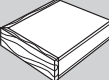
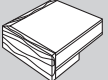
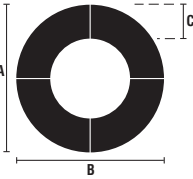
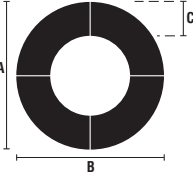
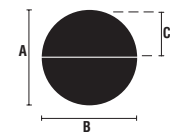
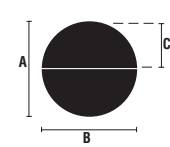
With specially marked information N/C

Shipping

Ships **knocked down, FOB Green Bay, WI 54302, freight prepaid.** Freight class 85.

Specifications and prices are subject to change without prior notice.



			MODEL NUMBER									
			Basic Model	Edge Style	Edge Color	Surface Finish	Base Finish	Plastic End Cap Color				
MODEL	Features	A x B x C							Approx. Packaged Weight	74P Edge (74P)	3/8" Wood Band Edge (34S)	1-3/4" Wood Band Edge (36S)
	Open Circle Typical-Fixed	T Base 96 x 96 x 24"	PPOC24F	<input type="checkbox"/> <input type="checkbox"/> <input type="checkbox"/>	<input type="checkbox"/> <input type="checkbox"/> <input type="checkbox"/>	<input type="checkbox"/> <input type="checkbox"/> <input type="checkbox"/>	<input type="checkbox"/> <input type="checkbox"/>	<input type="checkbox"/> <input type="checkbox"/> <input type="checkbox"/>	292.0#	\$ 6446	\$ 8058	\$ 9991
		T Base 120 x 120 x 30"	PPOC30F	<input type="checkbox"/> <input type="checkbox"/> <input type="checkbox"/>	<input type="checkbox"/> <input type="checkbox"/> <input type="checkbox"/>	<input type="checkbox"/> <input type="checkbox"/> <input type="checkbox"/>	<input type="checkbox"/> <input type="checkbox"/>	<input type="checkbox"/> <input type="checkbox"/> <input type="checkbox"/>	400.0#	8818	10544	14356
		T Base 144 x 144 x 36"	PPOC36F	<input type="checkbox"/> <input type="checkbox"/> <input type="checkbox"/>	<input type="checkbox"/> <input type="checkbox"/> <input type="checkbox"/>	<input type="checkbox"/> <input type="checkbox"/> <input type="checkbox"/>	<input type="checkbox"/> <input type="checkbox"/>	<input type="checkbox"/> <input type="checkbox"/> <input type="checkbox"/>	528.0#	13792	18222	23619
PPFX												
	Open Circle Typical-Folding	T Base, Short Fold 96 x 96 x 24"	PPOC24ST	<input type="checkbox"/> <input type="checkbox"/> <input type="checkbox"/>	<input type="checkbox"/> <input type="checkbox"/> <input type="checkbox"/>	<input type="checkbox"/> <input type="checkbox"/> <input type="checkbox"/>	<input type="checkbox"/> <input type="checkbox"/>	<input type="checkbox"/> <input type="checkbox"/> <input type="checkbox"/>	324.0#	\$ 8895	\$ 10121	\$ 12056
		T Base 120 x 120 x 30"	PPOC30ST	<input type="checkbox"/> <input type="checkbox"/> <input type="checkbox"/>	<input type="checkbox"/> <input type="checkbox"/> <input type="checkbox"/>	<input type="checkbox"/> <input type="checkbox"/> <input type="checkbox"/>	<input type="checkbox"/> <input type="checkbox"/>	<input type="checkbox"/> <input type="checkbox"/> <input type="checkbox"/>	440.0#	11110	12470	16294
		T Base 144 x 144 x 36"	PPOC36ST	<input type="checkbox"/> <input type="checkbox"/> <input type="checkbox"/>	<input type="checkbox"/> <input type="checkbox"/> <input type="checkbox"/>	<input type="checkbox"/> <input type="checkbox"/> <input type="checkbox"/>	<input type="checkbox"/> <input type="checkbox"/>	<input type="checkbox"/> <input type="checkbox"/> <input type="checkbox"/>	568.0#	16083	20992	25564
PPFD												
	Circle Typical-Fixed	T Base 48 x 48 x 24"	PPCT24F	<input type="checkbox"/> <input type="checkbox"/> <input type="checkbox"/>	<input type="checkbox"/> <input type="checkbox"/> <input type="checkbox"/>	<input type="checkbox"/> <input type="checkbox"/> <input type="checkbox"/>	<input type="checkbox"/> <input type="checkbox"/>	<input type="checkbox"/> <input type="checkbox"/> <input type="checkbox"/>	114.0#	\$ 2389	\$ 3161	\$ 4146
		T Base 60 x 60 x 30"	PPCT30F	<input type="checkbox"/> <input type="checkbox"/> <input type="checkbox"/>	<input type="checkbox"/> <input type="checkbox"/> <input type="checkbox"/>	<input type="checkbox"/> <input type="checkbox"/> <input type="checkbox"/>	<input type="checkbox"/> <input type="checkbox"/>	<input type="checkbox"/> <input type="checkbox"/> <input type="checkbox"/>	150.0#	2893	3753	4668
		T Base 72 x 72 x 36"	PPCT36F	<input type="checkbox"/> <input type="checkbox"/> <input type="checkbox"/>	<input type="checkbox"/> <input type="checkbox"/> <input type="checkbox"/>	<input type="checkbox"/> <input type="checkbox"/> <input type="checkbox"/>	<input type="checkbox"/> <input type="checkbox"/>	<input type="checkbox"/> <input type="checkbox"/> <input type="checkbox"/>	194.0#	3593	4862	5592
PPFX												
	Circle Typical-Folding	T Base, Short Fold 60 x 60 x 30"	PPCT30ST	<input type="checkbox"/> <input type="checkbox"/> <input type="checkbox"/>	<input type="checkbox"/> <input type="checkbox"/> <input type="checkbox"/>	<input type="checkbox"/> <input type="checkbox"/> <input type="checkbox"/>	<input type="checkbox"/> <input type="checkbox"/>	<input type="checkbox"/> <input type="checkbox"/> <input type="checkbox"/>	170.0#	\$ 4113	\$ 4786	\$ 5704
		T Base 72 x 72 x 36"	PPCT36ST	<input type="checkbox"/> <input type="checkbox"/> <input type="checkbox"/>	<input type="checkbox"/> <input type="checkbox"/> <input type="checkbox"/>	<input type="checkbox"/> <input type="checkbox"/> <input type="checkbox"/>	<input type="checkbox"/> <input type="checkbox"/>	<input type="checkbox"/> <input type="checkbox"/> <input type="checkbox"/>	214.0#	4737	5830	6571
PPFD												
			A	B	C	D	E	F				

HOW TO ORDER

- Indicate the following information on order form:
- Quantity of each item.
 - Model number, including options. See "How To Build a Model Number".
 - Any special service required.

Note:

- The ☐ indicates that a choice is required.
- The absence of the ☐ indicates that no choice is required.
- Alpha-numeric characters in place of ☐ indicate that no other alternatives are available.

HOW TO BUILD A MODEL NUMBER

- A**Select basic model.
- B**Select edge style.
- | | |
|------------|-------------------------|
| 74P | - 74P edge |
| 34S | - 3/8" Wood band edge |
| 36S | - 1-3/4" Wood band edge |
- C**Select edge color.
Refer to the **Product Color Options** page in this price list.
Edge color offerings are based on edge style selections.
- D**Select surface finish.
Refer to the **Product Color Options** page in this price list.
Surface finish offerings are based on edge style selections.
- E**Select base finish.
Refer to the **Product Color Options** page in this price list.

- F**Select plastic end cap color.
Refer to the **Product Color Options** page in this price list.

FINISH INFORMATION

Additional Laminate Offering
Additional laminates beyond KI standard offering, are available with two weeks extended leadtime. To specify additional laminates, use these designators followed by the supplier's color/pattern code:

Formica - LF/supplier's color pattern code
Nevamar - LN/supplier's color pattern code
Wilsonart - LW/supplier's color pattern code

KI's standard finish is the supplier's recommended finish for that color/pattern.
Note: Nonstandard laminates from these suppliers (example: textured laminates), require an up-charge and additional leadtime.
Contact KI.

Additional Stains
Specially stained edges beyond the KI standard offering (as shown under Edge Color column on Product Color Options page) are also available.
Contact KI.

OPTIONS

Base Options
Casters:
Black only. Add a "/C" to end of model number for casters. Casters are factory installed, not field installable. Casters are all locking.
Upcharge is list \$73 per table.

Table Heights Other Than 29"
Table heights other than 29" are available. Add the table height in inches to the end of the model number string.
Example: to specify 27-1/4" from the top of the table to the floor add "/27.25" to the end of the model number. The maximum height is 42".

SPECIAL SERVICES

Special Carton Marking

With specially marked information N/C

Shipping
Ships **knocked down, FOB Green Bay, WI 54302, freight prepaid.** Freight class 85.

Specifications and prices are subject to change without prior notice.

			MODEL NUMBER									
			Basic Model	Edge Style	Edge Color	Surface Finish	Base Finish	Plastic End Cap Color				
MODEL	Features	A x B x C							Approx. Packaged Weight	74P Edge (74P)	3/8" Wood Band Edge (34S)	1-3/4" Wood Band Edge (36S)
	Open Hexagon Typical-Fixed	T Base 84 x 96 x 24"	PPOH24F	<input type="checkbox"/> <input type="checkbox"/> <input type="checkbox"/>	<input type="checkbox"/> <input type="checkbox"/> <input type="checkbox"/>	<input type="checkbox"/> <input type="checkbox"/> <input type="checkbox"/>	<input type="checkbox"/> <input type="checkbox"/>	<input type="checkbox"/> <input type="checkbox"/> <input type="checkbox"/>	312.0#	\$ 6677	\$ 8599	\$ 9165
		T Base 105 x 120 x 26 1/4"	PPOH30F	<input type="checkbox"/> <input type="checkbox"/> <input type="checkbox"/>	<input type="checkbox"/> <input type="checkbox"/> <input type="checkbox"/>	<input type="checkbox"/> <input type="checkbox"/> <input type="checkbox"/>	<input type="checkbox"/> <input type="checkbox"/>	<input type="checkbox"/> <input type="checkbox"/> <input type="checkbox"/>	402.0#	7338	9488	10711
		T Base 126 x 144 x 31 1/2"	PPOH36F	<input type="checkbox"/> <input type="checkbox"/> <input type="checkbox"/>	<input type="checkbox"/> <input type="checkbox"/> <input type="checkbox"/>	<input type="checkbox"/> <input type="checkbox"/> <input type="checkbox"/>	<input type="checkbox"/> <input type="checkbox"/>	<input type="checkbox"/> <input type="checkbox"/> <input type="checkbox"/>	504.0#	9899	11743	13228
PPFX												
	Hexagon Typical-Fixed	T Base 42 x 48 x 21"	PPHT24F	<input type="checkbox"/> <input type="checkbox"/> <input type="checkbox"/>	<input type="checkbox"/> <input type="checkbox"/> <input type="checkbox"/>	<input type="checkbox"/> <input type="checkbox"/> <input type="checkbox"/>	<input type="checkbox"/> <input type="checkbox"/>	<input type="checkbox"/> <input type="checkbox"/> <input type="checkbox"/>	104.0#	\$ 2229	\$ 2867	\$ 3053
		T Base 52 1/2 x 60 x 26 1/4"	PPHT30F	<input type="checkbox"/> <input type="checkbox"/> <input type="checkbox"/>	<input type="checkbox"/> <input type="checkbox"/> <input type="checkbox"/>	<input type="checkbox"/> <input type="checkbox"/> <input type="checkbox"/>	<input type="checkbox"/> <input type="checkbox"/>	<input type="checkbox"/> <input type="checkbox"/> <input type="checkbox"/>	134.0#	2696	3161	3571
		T Base 63 x 72 x 31 1/2"	PPHT36F	<input type="checkbox"/> <input type="checkbox"/> <input type="checkbox"/>	<input type="checkbox"/> <input type="checkbox"/> <input type="checkbox"/>	<input type="checkbox"/> <input type="checkbox"/> <input type="checkbox"/>	<input type="checkbox"/> <input type="checkbox"/>	<input type="checkbox"/> <input type="checkbox"/> <input type="checkbox"/>	168.0#	3301	3916	4411
PPFX												
	Open Boat Shaped Typical-Fixed	T Base 72 x 111 x 24"	PPOB24F	<input type="checkbox"/> <input type="checkbox"/> <input type="checkbox"/>	<input type="checkbox"/> <input type="checkbox"/> <input type="checkbox"/>	<input type="checkbox"/> <input type="checkbox"/> <input type="checkbox"/>	<input type="checkbox"/> <input type="checkbox"/>	<input type="checkbox"/> <input type="checkbox"/> <input type="checkbox"/>	300.0#	\$ 5262	\$ 6204	\$ 7029
PPFX												
	Boat Shaped Typical-Fixed	T Base 48 x 90 x 24"	PPBT24F	<input type="checkbox"/> <input type="checkbox"/> <input type="checkbox"/>	<input type="checkbox"/> <input type="checkbox"/> <input type="checkbox"/>	<input type="checkbox"/> <input type="checkbox"/> <input type="checkbox"/>	<input type="checkbox"/> <input type="checkbox"/>	<input type="checkbox"/> <input type="checkbox"/> <input type="checkbox"/>	236.0#	\$ 4188	\$ 5155	\$ 5680
		T Base 60 x 112 1/2 x 30"	PPBT30F	<input type="checkbox"/> <input type="checkbox"/> <input type="checkbox"/>	<input type="checkbox"/> <input type="checkbox"/> <input type="checkbox"/>	<input type="checkbox"/> <input type="checkbox"/> <input type="checkbox"/>	<input type="checkbox"/> <input type="checkbox"/>	<input type="checkbox"/> <input type="checkbox"/> <input type="checkbox"/>	310.0#	5127	6032	6802
		T Base 72 x 135 x 36"	PPBT36F	<input type="checkbox"/> <input type="checkbox"/> <input type="checkbox"/>	<input type="checkbox"/> <input type="checkbox"/> <input type="checkbox"/>	<input type="checkbox"/> <input type="checkbox"/> <input type="checkbox"/>	<input type="checkbox"/> <input type="checkbox"/>	<input type="checkbox"/> <input type="checkbox"/> <input type="checkbox"/>	402.0#	6250	7455	8375
PPFX												
				A	B	C	D	E	F			

HOW TO ORDER

- Indicate the following information on order form:
- Quantity of each item.
 - Model number, including options. See "How To Build a Model Number".
 - Any special service required.

Note:

- The ☐ indicates that a choice is required.
- The absence of the ☐ indicates that no choice is required.
- Alpha-numeric characters in place of ☐ indicate that no other alternatives are available.

HOW TO BUILD A MODEL NUMBER

- A**Select basic model.
- B**Select edge style.
- | | |
|------------|-------------------------|
| 74P | - 74P edge |
| 34S | - 3/8" Wood band edge |
| 36S | - 1-3/4" Wood band edge |
- C**Select edge color.
Refer to the **Product Color Options** page in this price list.
Edge color offerings are based on edge style selections.
- D**Select surface finish.
Refer to the **Product Color Options** page in this price list.
Surface finish offerings are based on edge style selections.
- E**Select base finish.
Refer to the **Product Color Options** page in this price list.

- F**Select plastic end cap color.
Refer to the **Product Color Options** page in this price list.

FINISH INFORMATION

Additional Laminate Offering
Additional laminates beyond KI standard offering, are available with two weeks extended leadtime. To specify additional laminates, use these designators followed by the supplier's color/pattern code:

Formica - LF/supplier's color pattern code
Nevamar - LN/supplier's color pattern code
Wilsonart - LW/supplier's color pattern code

KI's standard finish is the supplier's recommended finish for that color/pattern.
Note: Nonstandard laminates from these suppliers (example: textured laminates), require an upcharge and additional leadtime.
Contact KI.

Additional Stains
Specially stained edges beyond the KI standard offering (as shown under Edge Color column on Product Color Options page) are also available.
Contact KI.

OPTIONS

Base Options
Casters:
Black only. Add a "/C" to end of model number for casters. Casters are factory installed, not field installable. Casters are all locking.
Upcharge is list \$73 per table.

Table Heights Other Than 29"
Table heights other than 29" are available. Add the table height in inches to the end of the model number string.
Example: to specify 27-1/4" from the top of the table to the floor add "/27.25" to the end of the model number. The maximum height is 42".

SPECIAL SERVICES


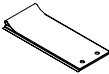
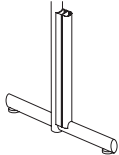

Special Carton Marking

With specially marked information N/C

Shipping
Ships **knocked down, FOB Green Bay, WI 54302, freight prepaid.** Freight class 85.

Specifications and prices are subject to change without prior notice.



		MODEL NUMBER			
	MODEL	Features	Basic Model	Approx. Packaged Weight	Delivered Pricing
 HRDPT	Table Truck <ul style="list-style-type: none">• Minimum table sizes are 48" rectangular or 48" round/square• Maximum table sizes are 48" x 96" rectangular and 60" round/square• Six-table capacity; with short fold bases, 4-table capacity• Black finish only• Table truck dimensions 5' long, 30" wide and 4" high• Used to store Folding Tables only		BTT	90.0#	\$ 1777
	Under-Table Wire Management <ul style="list-style-type: none">• Constructed of easy-to-use, high quality black velcro• Harness is fastened to table bottom with screws• SEE PRICING BELOW				
	Leg Wireways <ul style="list-style-type: none">• Scuff-resistant, high-impact rigid plastic• Two separate wire channels per leg• Fastened to legs with adhesive bond• One wireway per leg; black only• SEE PRICING BELOW				
	Grommets <ul style="list-style-type: none">• Plastic grommets are 3" diameter and recessed into table top• Cap is removable and has retractable slot cover• Two grommets per top• SEE PRICING BELOW				
HRDPT	Self-Leveling Glide, Black <ul style="list-style-type: none">• Set of 4• Allows for 3/16" of self-leveling adjustment	Set of 4	SLTG.4	0.2#	\$ 65

A

HOW TO ORDER

Indicate the following information on order form:

1. Quantity of each item.
2. Model number, including options. See “How To Build a Model Number”.
3. Any special service required.

Note:

- The ☐ indicates that a choice is required.
- The absence of the ☐ indicates that no choice is required.
- Alpha-numeric characters in place of ☐ indicate that no other alternatives are available.

HOW TO BUILD A MODEL NUMBER

A Select basic model.

OPTIONS

Accessory Options

Under-Table Wire Management, Leg Wireways, and Grommets are Accessory Options. Add the following to the end of the model number:

Under-Table Wire Management and Leg Wireways selections are:
HO = Under-Table Wire Management; Upcharge is \$68
WO = Leg Wireways; Upcharge is \$26
HW = Under-Table Wire Management and Leg Wireways; Upcharge is \$92
Wire Management options HO, HW and WO are ONLY available on rectangular tables 96" and smaller (NOT available on any cantilever, flip-top or folding tables).

Grommet Selections are:
Gxx=grommet with color designator; Upcharge is \$24
Refer to Product Color Options page.
Grommet option is available on rectangle tables 96" and smaller, except for all 18"x 60" and

24"x60" cantilevered fixed and folding tables (24"x60" tables with standard fixed bases are okay).

No accessory options are available on PowerUp® tables or flip-top tables.

SPECIAL SERVICES

Special Carton Marking

With specially marked information N/C

Shipping
Ships **assembled, FOB Green Bay, WI 54302, freight prepaid.** Freight class 70.

Specifications and prices are subject to change without prior notice.

1330 Bellevue Street
P.O. Box 8100
Green Bay, WI 54308-8100
800.424.2432
ki.com

KI and Furnishing Knowledge are registered
trademarks of Krueger International, Inc.

© 2020 Krueger International, Inc.
All Rights Reserved.
Code KI-PLW-000470/KI/PDF



Furnishing Knowledge®