


accessories



ORGANIZATION & COMPLEMENTS – ELECTRICITY & LIGHTING – ERGONOMICS

USA price list

effective January 1st, 2015

UPDATED - January 15th, 2017
update summary - p.37

artopex[®]
the art and the purpose



interactive links

index, page tabs & page references

→ document optimized for single page view

accessories

finish choices chart 2

ORGANIZATION & COMPLEMENTS

pigeon-holes units	4
pencil trays and storage accessories	6
accessory bars	7
desk accessories	8
shelves	10
divider screens	12
markerboards / tackboards	13
keys and hardware	14
miscellaneous	15

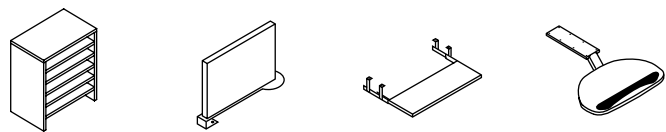
ELECTRICITY & LIGHTING

multi-outlet modules - for conventional wall power outlet	18
1-circuit system	19
complements for electrical components	20
cable management	21
lighting	23

ERGONOMICS

keyboard shelves	
retractable mechanism	26
"sit-stand" mechanism	28
pull-out	29
CPU holders	29
monitor arms	
surface mount	30
pole mounted	32
mounted on accessory bar	34
wall mounted	35
conditions & guarantees	36

accessories




FINISH CHOICES CHART

This is the coding system to use in the specific fields of the price list with reference to choice of laminate finishes.





AURA finish

		
Sea Salt SM	Carbon CB	Galaxy GX
		
		Twilight TL

DOLOMITE finish

		
White BW	Frost A	Charcoal F
		
Antique White AW	Black N	

SUPERMAT finish

		
Maritime Maple EM	Moka PM	Chestnut CG
		
Douglas Pine DP	Tigerwood TW	Teak TE

SUEDE finish

		
Honey HO	Amberwood CI	Burgundy B
		
Cherry CH	Cayenne Maple CM	Dark Oak DK

Reproduction of the colors are accurate as possible, please refer to actual samples available through your distributor before specifying.



accessories

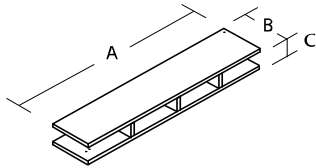
ORGANIZATION & COMPLEMENTS

pigeon-holes units	4
pencil trays and storage accessories	6
accessory bars	7
desk accessories	8
shelves	10
divider screens	12
markerboards / tackboards	13
keys and hardware	14
miscellaneous	15



PIGEON-HOLE UNITS - LAMINATE

Pigeon-hole unit - 11" deep. Sides and shelves made of 11/16" thick Thermally Fused Laminate (T.F.L.) with assorted edge banding.
Depending on model, the pigeon-hole can accommodate letter or legal size documents.



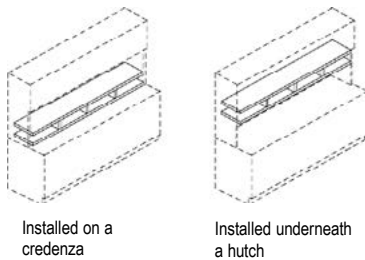
Horizontal pigeon-hole unit

Can be installed on a credenza or suspended underneath a Take Off hutch.

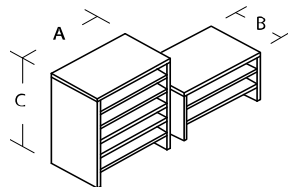
Cannot be installed under a Take Off hutch with metal sides.

Mounting hardware included (to be used when suspending under a hutch).

Important ! If pigeon-hole is suspended under a hutch, select the appropriate tackboard.

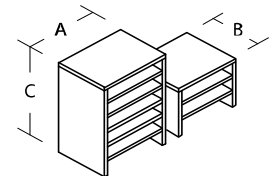


Dimensions				Code	Price		Specifications	
A	B	C	D spaces				Cu.Ft.	lb
82	11	5	5	TL-PIH82	670	for 84" hutch	4,0	37
76	11	5	5	TL-PIH76	634	for 78" hutch	3,7	34
70	11	5	4	TL-PIH70	598	for 72" hutch	3,5	32
64	11	5	4	TL-PIH64	566	for 66" hutch	3,2	29
58	11	5	4	TL-PIH58	532	for 60" hutch	2,9	27
52	11	5	4	TL-PIH52	496	for 54" hutch	2,6	24
46	11	5	3	TL-PIH46	463	for 48" hutch	2,3	22
40	11	5	3	TL-PIH40	431	for 42" hutch	2,0	19
34	11	5	2	TL-PIH34	397	for 36" hutch	1,7	16
28	11	5	2	TL-PIH28	361	for 30" hutch	1,4	14
22	11	5	2	TL-PIH22	323	for 24" hutch	1,1	11



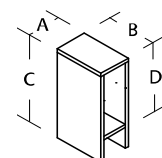
Legal size pigeon-hole unit

17	11	26	8	TL-Pi1726	356		3,5	48
17	11	20	6	TL-Pi1720	325		2,8	37
17	11	15	4	AL-Pi1715	296		2,4	20
17	11	11	3	AL-Pi1711	279		1,9	16



Letter size pigeon-hole unit

14	11	26	8	TL-Pi1426	295		2,5	37
14	11	20	6	TL-Pi1420	267		2,0	28
14	11	15	4	AL-Pi1415	266		2,0	17
14	11	11	3	AL-Pi1411	248		1,6	13



Vertical pigeon-hole unit

To store binders or other rigid documents.

7	11	26	12	TL-Pi726	190		1,6	18
7	11	20	12	TL-Pi720	162		1,2	14

SPECIFY

Code Laminat

-

Specify Code : Consult the above product code list.

Laminat : Specify the color of the pigeon-hole. Laminat finishes, [p.2](#).



PIGEON-HOLE UNITS - METAL SHELVES

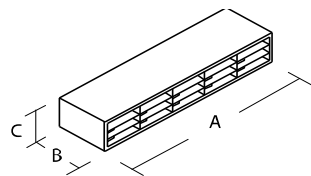
Pigeon-hole units with metal shelves - 16" deep

Fram Frame made of 11/16" thick Thermally Fused Laminate (T.F.L.).

Metal shelves with 2½" long identification tabs.

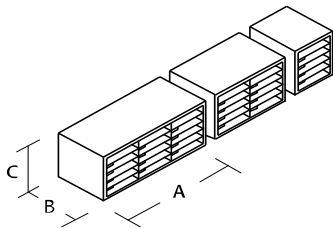
Vertical space between shelves is 2½" H.

Can accommodate letter or legal size documents.



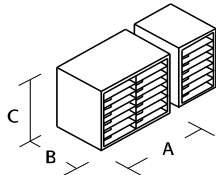
9" H.

Dimensions				Code	Price	Specifications	
A	B	C	spaces			Cu.Ft.	lb
60	16	9	15	PiM6009	772	5,5	75



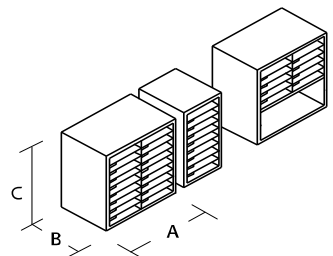
14" H.

32	16	14	15	PiM3214	757	4,6	62
24	16	14	10	PiM2414	612	3,4	46
12	16	14	5	PiM1214	402	1,7	23



19" H.

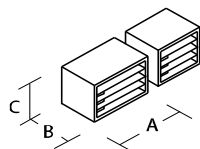
24	16	19	14	PiM2419	787	4,6	63
12	16	19	7	PiM1219	490	2,3	31



24" H.

Lower storage space on POM pigeon-hole is 9" H.

24	16	24	18	PiM2424	945	5,9	79
12	16	24	9	PiM1224	578	2,9	40
24	16	24	10	POM2424	740	5,9	65



Pigeon-hole units with metal shelves - 11" deep

Vertical space between shelves is 2½" H.

Can accommodate letter (PHM1411) or legal (PHM1711) size documents.

Can be installed inside a hutch.

17	11	11½	4	PHM1711	416	1,4	19
14	11	11½	4	PHM1411	364	1,1	15

SPECIFY

AC - Code - Laminate - Metal

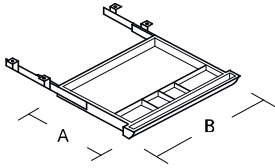
Specify Code : Consult the above product code list.

Laminate : Specify the color of the pigeon-hole. Laminate finishes, [p.2](#).

Metal : Silver (3090), Polar White (3002), China Blue (3048), Charcoal (3064), Grenadine (3044), Kiwi (3057), Black (3067) or Tangerine (3020).



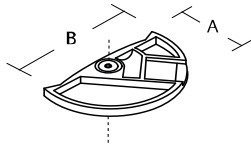
PENCIL TRAYS



Rectangular pencil tray, pull-out

1 space: 18½" x 11" for letter, legal or tabloid size documents.
1 compartment for pencils and 3 smaller compartments.
Plastic, Black finish. Total thickness: 2"

Dimensions			Code	Price	Specifications	
A	B	C			Cu.Ft.	lb
16	21		ACPDS	100	0,5	3

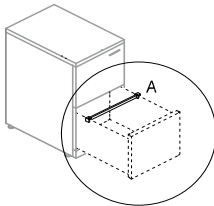


Round pencil tray

360° pivoting.
Plastic, Black finish.

8	14		ACPDR	28	0,3	3
---	----	--	-------	----	-----	---

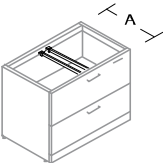
STORAGE ACCESSORIES



Lateral filing bar (letter size)

Included with all desks and combined storage units with 12" file drawers.
Must be ordered separately for suspended, freestanding and mobile pedestals.

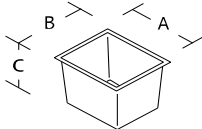
12			BL12	15	0,1	1
----	--	--	------	----	-----	---



Front-to-back filing bars for lateral filing cabinets

Pack of two, Black finish.

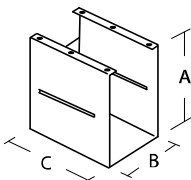
15			BL15	25	0,1	1
----	--	--	------	----	-----	---



Recycling bin

Can be installed in any file drawer.
For use with letter and legal sized paper.
Made of blue HDPE.

15½	12½	8½	AREC	46	1,8	2
-----	-----	----	------	----	-----	---



Metal storage case

Metal storage case for binders or books. Installs under a work surface, with screws.
Specify the finish.

12	7½	12	ASUB	154	0,8	5
----	----	----	------	-----	-----	---

SPECIFY

Code Metal
AC - -

Specify Code : Consult the above product code list.

Metal (ASUB): Specify the finish : Black (3067), Charcoal (3064), Silver (3090) or Polar White (3002).

ACCESSORY BARS

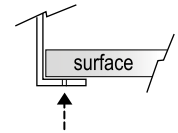
Single or double accessory bars

Installs on a work surface (1"-1½"-2"), a Take Off credenza or certain storage unit (from underneath).

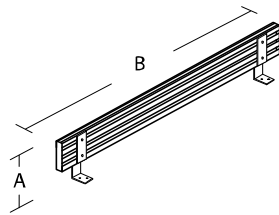
Can hold (on both sides) Artopex accessories, [p.8-9](#).

Can not accomodate a flat screen monitor support arm.

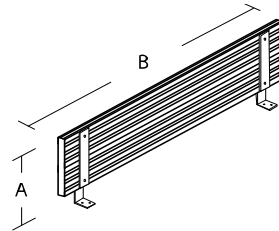
Anodized Aluminum bar and Silver finish metal supports.



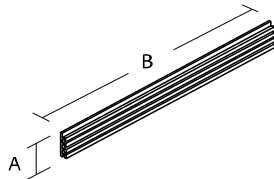
Important ! Refer to the corresponding product price list on which the accessory bar will be installed for restrictions that may apply.



Single



Double



Dimensions		Code	Price	Specifications	
A	B			Cu.Ft.	lb
8	72	AC-VABS0872	305	0,5	12
	66	AC-VABS0866	297	0,5	11
	60	AC-VABS0860	282	0,4	10
	54	AC-VABS0854	231	0,4	10
	48	AC-VABS0848	227	0,4	9
	42	AC-VABS0842	213	0,3	8
	36	AC-VABS0836	206	0,3	7
	30	AC-VABS0830	204	0,3	7
	24	AC-VABS0824	198	0,2	6
12	72	AC-VABD1272	381	0,9	22
	66	AC-VABD1266	367	0,8	21
	60	AC-VABD1260	348	0,7	19
	54	AC-VABD1254	297	0,7	18
	48	AC-VABD1248	287	0,6	16
	42	AC-VABD1242	270	0,6	15
	36	AC-VABD1236	256	0,5	13
	30	AC-VABD1230	249	0,4	12
	24	AC-VABD1224	239	0,4	10


Wall-mount accessory bar - 4"

Installs on any vertical laminate surface or to the wall with screws, not included.

Choose installation height according to accessories sizes.

Silver finish.

4	70	RC2-ACBM70-3090	210	0,5	7
4	64	RC2-ACBM64-3090	197	0,4	6
4	58	RC2-ACBM58-3090	186	0,4	6
4	52	RC2-ACBM52-3090	176	0,4	5
4	46	RC2-ACBM46-3090	165	0,3	5
4	40	RC2-ACBM40-3090	154	0,3	4
4	34	RC2-ACBM34-3090	143	0,2	4
4	28	RC2-ACBM28-3090	132	0,2	3
4	22	RC2-ACBM22-3090	122	0,2	2

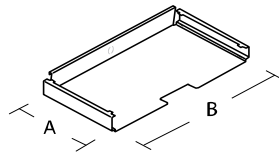




METAL ACCESSORIES

The metal accessories are designed to be hooked on to accessory bars or rails of Artopex panels.

They can sit on a surface and for certain accessories, it is possible to hook a second on to the first to maximize storage space.

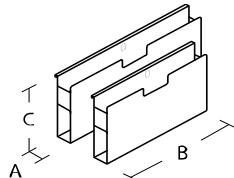


Horizontal tray

Horizontal tray for legal size paper.

Can be hooked on to the accessory bar or stacked on a surface. Interior available space : 1 1/4" H. when stacked.

Dimensions			Code	Price	Specifications	
A	B	C			Cu.Ft.	lb
9	15 1/2		ASMLG	43	0,4	3

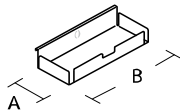


Vertical tray

Vertical file tray for letter or legal size paper.

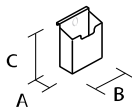
Can be hooked on to the accessory bar and a second file tray can be hooked onto the first.

1 1/4	12	6 1/2	ASMLT	46	Letter size	0,3	3
1 1/4	15 1/2	6 1/2	ASMLG	52	Legal size	0,3	3



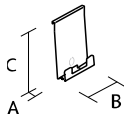
Stationary holder

4	9		ASMPAP	32		0,3	2
---	---	--	---------------	----	--	-----	---



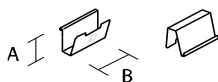
Pencil holder - A second holder can be hooked onto the first.

1 1/4	3	3 3/4	ASMPE	28		0,1	2
-------	---	-------	--------------	----	--	-----	---



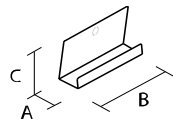
Cell phone holder - A cut-out holds the phone wire.

7/8	3 3/8	6 3/4	ASMCEL	25		0,1	1
-----	-------	-------	---------------	----	--	-----	---



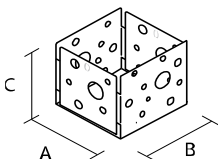
Business card holder - Reversible to sit on a surface.

2	3 3/4		ASMBG	20		0,1	1
---	-------	--	--------------	----	--	-----	---



Brochure / flyer holder - For use on a surface only.

3	8 1/2	5	ASMFH	41		0,3	1
---	-------	---	--------------	----	--	-----	---



Storage box - For use on a surface only, stackable.

8	8	6	ASMBX	43		0,3	3
---	---	---	--------------	----	--	-----	---

SPECIFY

AC - Code Metal

Specify Code : Consult the above product code list.

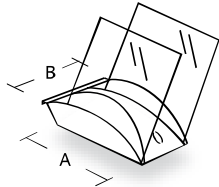
Metal : Silver (3090), Polar White (3002), China Blue (3048), Charcoal (3064), Grenadine (3044), Kiwi (3057), Black (3067) or Tangerine (3020).

accessories - ORGANIZATION & COMPLEMENTS



ACRYLIC ACCESSORIES

The acrylic accessories are designed to be hooked on to accessory bars or rails of Artopex panels.




Diagonal paper tray (double)

Can accommodate letter or legal size documents.

The dividers are always Clear.

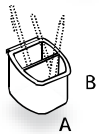
Dimensions			Code	Price	Specifications	
A	B	C			Cu.Ft.	lb
10	6½		ASW	64	0,1	1



Paper tray

Can accommodate letter or legal size documents.

10	15¾		ASLG	52	0,2	1
----	-----	--	-------------	----	-----	---



Pencil holder

2½	3		ASPE	25	0,1	1
----	---	--	-------------	----	-----	---



Flower pot

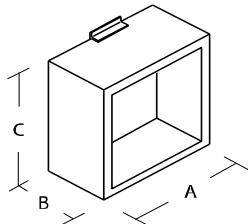
5			ASFL	24	0,1	1
---	--	--	-------------	----	-----	---

SPECIFY

AC - Code Finish

Specify Code : Consult the above product code list.
Finish : Specify Clear (CL) or Black (N).

STORAGE MODULE FOR ACCESSORY RAIL



Storage module

Attaches to the accessory rail of Artopex panels.

Laminate finish with assorted edge banding.

Supports included, Anodized Aluminum finish.

Important ! Cannot be attached above an acrylic section in the Nano series.

Cannot be attached to an accessory bar attached to a work surface.

11½	6	11½	BOX1212	162	0,6	12
-----	---	-----	----------------	-----	-----	----

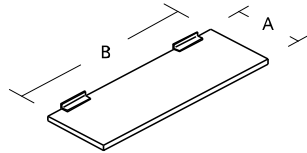
SPECIFY

NAC - Code Laminate - O

Specify Code : Consult the above product code list.
Laminate : Specify the color of the storage. Laminate finishes, [p.2](#).



11/16" SHELVES & BOOKENDS



C : number of supports included

11/16" thick shelves

Installs on the accessory bar or the accessory rail of Air line, Nano or Take Off series and work walls.

Laminate finish with assorted edge banding.

Supports included, anodized aluminum finish.

Important ! Do not install 10" or 13" deep shelves on to an accessory bar attached to a work surface or on the Air line panel of the electrical unit. Cannot be attached above either a tackboard or an acrylic section in the Nano series.

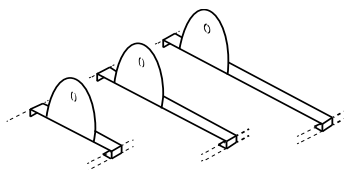
	Dimensions			Code	Price	Specifications	
	A	B	C			Cu.Ft.	lb
13" deep	13	36	2	SHE1336	116	0,6	8
	13	30	2	SHE1330	103	0,5	7
	13	24	2	SHE1324	92	0,4	6
10" deep	10	72	3	SHE1072	183	0,9	13
	10	66	3	SHE1066	174	0,9	12
	10	60	3	SHE1060	165	0,8	11
	10	54	3	SHE1054	131	0,7	10
	10	48	3	SHE1048	122	0,6	9
	10	42	2	SHE1042	112	0,5	8
	10	36	2	SHE1036	103	0,5	7
	10	30	2	SHE1030	94	0,4	6
	10	24	2	SHE1024	84	0,3	4
	10	21	2	SHE1021	79	0,3	4
6" deep	10	18	2	SHE1018	75	0,2	3
	6	72	3	SHE0672	127	0,6	8
	6	66	3	SHE0666	121	0,5	7
	6	60	3	SHE0660	117	0,5	7
	6	54	3	SHE0654	95	0,4	6
	6	48	3	SHE0648	89	0,4	5
	6	42	2	SHE0642	79	0,4	5
	6	36	2	SHE0636	75	0,3	4
	6	30	2	SHE0630	70	0,3	3
	6	24	2	SHE0624	65	0,2	3
	6	21	2	SHE0621	62	0,2	2
	6	18	2	SHE0618	59	0,2	2

SPECIFY

Code Laminate
NAC - - - **O**

Specify Code : Consult the above product code list.

Laminate : Specify the color of the shelf. Laminate finishes, [p.2](#).



Bookends for 11/16" thick shelves

Metal, elliptical shape.

Pack of 2. Specify the finish.

For 13" shelf	ASDM13	37	(pair)	0,3	1
For 10" shelf	ASDM10	34	(pair)	0,2	1
For 6" shelf	ASDM06	29	(pair)	0,1	1

SPECIFY

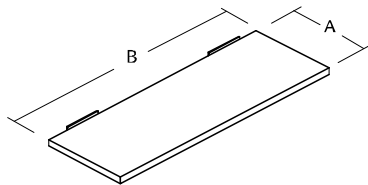
Code Metal
NA5 - -

Specify Code : Consult the above product code list.

Metal : Silver (3090), Polar White (3002), China Blue (3048), Charcoal (3064), Grenadine (3044), Kiwi (3057), Black (3067) or Tangerine (3020).



1" SHELVES & BOOKENDS



C : number of supports included

1" thick shelves

Installs on the accessory bar or the accessory rail of Air line, Nano or Take Off series and work walls..

Laminate finish with assorted edge banding.

Supports included, Anodized Aluminum finish.

Important ! Do not install 10" deep shelves to an accessory bar attached to a work surface or on the Air line panel of the electrical unit.
Cannot be attached above either a tackboard or an acrylic section in the Nano series.

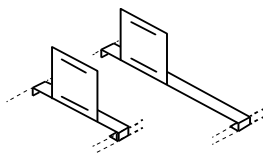
	Dimensions			Code	Price	Specifications	
	A	B	C			Cu.Ft.	lb
10" deep	10	72	3	SHE1072	186	1,6	18
	10	66	3	SHE1066	179	1,5	16
	10	60	3	SHE1060	171	1,4	15
	10	54	3	SHE1054	163	1,2	13
	10	48	3	SHE1048	154	1,1	12
	10	42	2	SHE1042	136	1,0	10
	10	36	2	SHE1036	130	0,8	9
	10	30	2	SHE1030	120	0,7	7
	10	24	2	SHE1024	113	0,6	6
6" deep	6	72	3	SHE0672	166	1,1	11
	6	66	3	SHE0666	161	1,0	10
	6	60	3	SHE0660	155	0,9	9
	6	54	3	SHE0654	149	0,8	8
	6	48	3	SHE0648	141	0,7	7
	6	42	2	SHE0642	125	0,7	6
	6	36	2	SHE0636	120	0,6	5
	6	30	2	SHE0630	112	0,5	4
	6	24	2	SHE0624	107	0,4	3

SPECIFY

Code Laminate
TL - -

Specify Code : Consult the above product code list.

Laminate : Specify the color of the shelf. Laminate finishes, [p.2](#).



Bookends for 1" thick shelves

Metal, square shape.

Pack of 2. Specify the finish.

For 10" shelf	ASDM10	33	(pair)	0,1	1
For 6" shelf	ASDM06	29	(pair)	0,1	1

SPECIFY

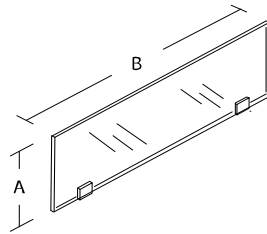
Code Metal
TL - -

Specify Code : Consult the above product code list.

Metal : Specify the finish : Black (3067), Charcoal (3064), Silver (3090) or Polar White (3002).



FROSTED ACRYLIC PRIVACY PANELS WITH SQUARE ANCHORING BRACKETS



C : number of supports included

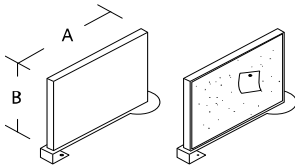
Rectangular frosted acrylic privacy panel

Installs on a surface with the included metal supports (nickel finish).

Frosted acrylic on one side, 1/4" thick.

Dimensions			Code	Price	Specifications	
A	B	C			Cu.Ft.	lb
15	72	3	AC-VRGiS1572	563	1,0	13
15	66	3	AC-VRGiS1566	539	0,9	12
15	60	3	AC-VRGiS1560	513	0,9	11
15	54	2	AC-VRGiS1554	424	0,8	10
15	48	2	AC-VRGiS1548	398	0,8	9
15	42	2	AC-VRGiS1542	372	0,6	8
15	36	2	AC-VRGiS1536	347	0,5	7
15	30	2	AC-VRGiS1530	322	0,4	6
15	24	2	AC-VRGiS1524	297	0,4	5

DIVIDER SCREENS



Divider screen - laminate or tackboard

Can be installed, permanently or not, on a 1" or 1 1/2" thick surface.

Laminate screen with assorted edge band.

Made of Marmoleum®, tackboard screen is available in 2 colors and is finished with a white contour (edge band).

Metal supports, specify the finish.

For 1" surface						
Laminate screen	11	25	TL-ASPSDL1125	105	1,2	8
	11	19	TL-ASPSDL1119	101	0,9	7
Tackboard screen	11	25	TL-ASPSDC1125	262	1,2	8
	11	19	TL-ASPSDC1119	223	0,9	7
For 1 1/2" surface						
Laminate screen	11	25	TM-ASPSDL1125	121	1,2	8
	11	19	TM-ASPSDL1119	117	0,9	7
Tackboard screen	11	25	TM-ASPSDC1125	301	1,2	8
	11	19	TM-ASPSDC1119	257	0,9	7

SPECIFY

Code	Laminate or tackboard	Metal
<input type="text"/>	- <input type="text"/>	- <input type="text"/>

Specify Code : Consult the above product code list.

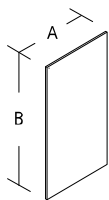
Laminate (ASPSDL) : Specify the color of the screen. Laminate finishes, [p.2](#).

or Tackboard (ASPSDC) : Specify the color : Red (FO01) or Charcoal (FO04), [p.13](#).

Metal : Specify the finish : Black (3067), Charcoal (3064), Silver (3090) or Polar White (3002).



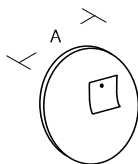
MARKERBOARD



Markerboard
Magnetic white markerboard, installs (double-face tape included) to the back of a storage unit.
Glossy enamel finish to be used with a non-permanent marker (not included).

Dimensions		Code	Price	Specifications	
A	B			Cu.Ft.	lb
13	22	AC-ASWBF	122	0,5	8

TACKBOARD



12" Round tackboard
Made of Marmoleum®, 1/4" thick.
Can stick to any laminate surface with double sided tape (included).

For the fabric tackboard, please refer to the specific Artopex product price lists.

12	ASTB	85	0,1	1
----	------	----	-----	---

SPECIFY

Code	Tackboard
AC - <input type="text"/>	- <input type="text"/>

Specify Code : Consult the above product code list.
Tackboard : Specify the color : Red (FO01) or Charcoal (FO04).

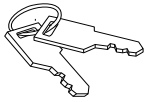


FO01



FO04

HARDWARE



Standard Keys

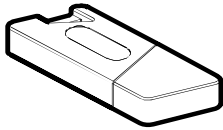
The master key allows to lock / unlock all standard Artopex locks.

The lock Barrel Key allows the insertion and removal of the lock barrel from an Artopex storage unit (Magic Key).

*The replacement key code (AC-04-CLE) must be followed by the lock barrel number.

	Code	Price	Specifications	
			Cu.Ft.	lb
Master key	AC-04-M248	36		
Lock barrel key	AC-04-CK248	36		
Replacement key	AC-04-CLE*	11		

MASTER KEY FOR NOKI ELECTRONIC LOCK



Master key to unlock and reset the noki electronic lock to the default code 1-2-3.

Identical master keys (with identical serial numbers) unlock and reset one or several identical electronic locks.

* The additional master key code (AC-16-KBLK-S) must be followed by the serial number inscribed on the original master key (BN...).

Master key	AC-16-KBLK-N	195
Additional master key	AC-16-KBLK-S*	195

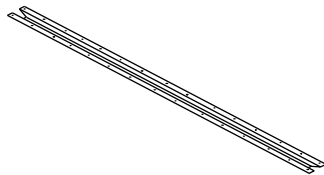
SPECIFY

Code	Identical keys
<input type="text"/>	<input type="text"/>

Specify Code : Consult the above product code list.

Option Identical keys (AC-16-KBLK-N) : Specify 01 - REQUIRED - for the first key (or keys) ordered. "01" keys will be inscribed with identical serial numbers.
Specify 02 for a key (or keys) with different serial numbers, 03 for another set, etc.

HARDWARE



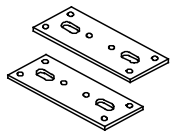
Stiffeners

Suggested for work surface 54" or more, 1" thick.

Also suggested for work surface 72" or more, 1½" or 2" thick.

Metal, Charcoal finish. Installation hardware included.

			Length	
For surface 72" ore more	AC-RSTF64	83	64	0,5 5
For surface 60"	AC-RSTF52	77	52	0,5 4
For surface 54"	AC-RSTF46	72	46	0,5 3
At the jonction of 2 surfaces	AC-RSTi18	44	18	0,1 1

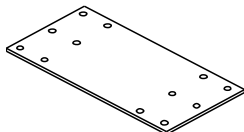


Junction plates

Used to join 2 surfaces or 2 shelves side-by-side.

Metal, Black finish. Installation hardware included.

Pack of 2	AC-FJP2	20		0,1 1
-----------	---------	----	--	-------



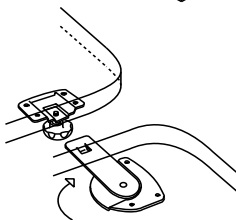
Oversized junction plate

Used to join 2 work surfaces with reverse profile.

Dimensions : 4"x 8".

Metal, Charcoal finish. Installation hardware included.

Pack of 2	AC-FJP48	17		0,1 1
-----------	----------	----	--	-------



Locking ganging bracket

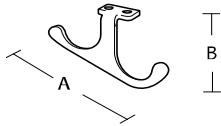
Used to join 2 mobile tables to create one surface.

Metal, Black finish. Sold individually.

1 locking bracket	AC-FLP	23		0,1 1
-------------------	--------	----	--	-------



HOOK



Hook

Metal hook screws under a surface for hanging bags or personal belongings.
Sold individually. Specify the finish.

Dimensions		Code	Price	Specifications	
A	B			Cu.Ft.	lb
4½	2½	HKB	28	0,1	1

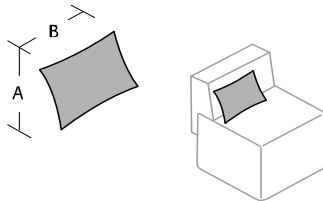
SPECIFY

Code Metal
DW - -

Specify Code : Consult the above product code list.

Metal : Specify the finish : Black (3067), Charcoal (3064), Silver (3090) or Polar White (3002).

CUSHIONS



Cushions

Made of polyurethane foam with a fabric cover sewn on all 4 sides.
Available in 3 sizes.

			Gr. 1	COM/Gr. 2	Gr. 3	Gr. 4	Gr. 5	Leather		
12	18	CUSH1218	211	231	248	272	292	371	0,7	1
14	14	CUSH1414	205	221	234	253	268	353	0,6	1
12	12	CUSH1212	201	215	224	241	254	307	0,5	1

SPECIFY

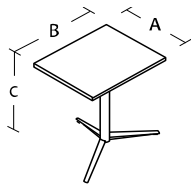
Code Fabric
DW - -

Specify Code : Consult the above product code list.

Fabric : Specify the fabric, refer to Artopex chair fabric sample cards.

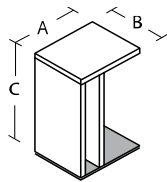


OCCASIONAL TABLES



Occasional tables
Rectangular occasional table with metal tubular leg (2" diam.) and tripod base.
Laminate surface, 11/16" thick.

Dimensions			Code	Price	Specifications	
A	B	C			Cu.Ft.	lb
16	20	26	TAAK261620	432	6,0	14



'C' shaped occasional table with metal base.
Top and sides are 1" laminate.
Storage space (magazines, etc.). Interior width: 3".

16	13	26	TAAC261316	523	4,4	38
----	----	----	------------	-----	-----	----

SPECIFY

Code Laminate Metal

DW - - -

Specify **Code** : Consult the above product code list.
Laminate : Specify the color of laminate components. Laminate finishes, [p.2](#).
Metal : Specify the finish of the base: Black (3067), Charcoal (3064), Silver (3090) or Polar White (3002).




accessories

ELECTRICITY & LIGHTING


multi-outlet modules - for conventional wall power outlet	18
1-circuit system	19
complements for electrical components	20
cable management	21
lighting	23



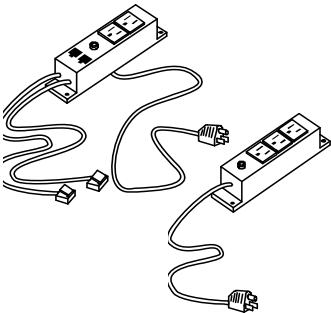
MULTI-OUTLET MODULES - FOR CONVENTIONAL WALL POWER OUTLET



Surface multi-outlet module EPOS
Attaches to a surface with included Velcro strips.
With 2 - 12 amp outlets and 2 punch outs for communication outlets.
Connector and telecommunication wiring not included. Telecommunication outlet adaptors included.
108" electrical cord. The casing is made of black plastic.

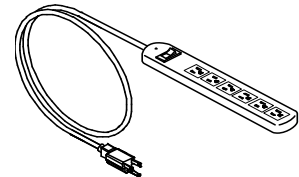


Multi-outlet module EPA
Attaches to a 1" thick surface with screw clamps.
With 3 - 15 amp outlets and 2 punch outs for communication outlets.
Connector and telecommunication wiring not included. Removable covers are included.
72" electrical cord. The casing is made of anodized aluminum.



Multi-outlet module EPI
Attached with a clamp onto surfaces 1/2" to 1 1/2" thick.
With 2 - 15 amp outlets and 2.1 amp USB charger.
72" electrical cord. Casing made of grey and white plastic.

	Code	Price	Specification	
			Cu.Ft.	lb
2 outlets	AC-EPOS	301	0.1	1
3 outlets	AC-EPA	323	0.4	5
2 outlets + 2 USB	AC-EPI	411	0.2	4



Multi-outlet module (installs under surface) EPU
2 outlets with a ground 12 amp circuit-breaker, surge suppressor.
1- RJ11 outlet for phone/fax/modem and a RJ45 category 5 outlet.
Connector and telecommunication wiring included.
108" electrical cord, 162" communication cables, the casing is made of black plastic.

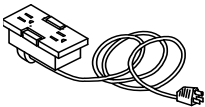
Multi-outlet module (installs under surface) EPUP
3 outlets with a ground 12 amp circuit-breaker. 108" electrical cord, the casing is made of black plastic.

2 outlets	AC-EPU	180	0.1	1
3 outlets	AC-EPUP	127	0.1	1

Power bar with surge suppressor
Lighted main switch, 6 duplex outlets with ground.
EMI filter (Electro-Magnetic Interference). 72" power cord.

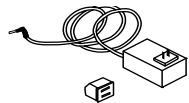
	AC-PWBE	46	0,1	1
--	---------	----	-----	---

MOVEABLE OUTLET - FOR CONVENTIONAL WALL POWER OUTLET





Movable outlet
Installs in the cable tray or under a work surface with the E2-EDT support, p.20.
108" electrical cord, the casing is made of black plastic.

2 outlets	AC-ECM	151	0,1	1
-----------	--------	-----	-----	---

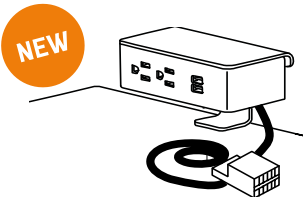
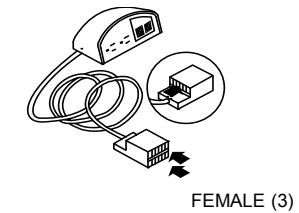
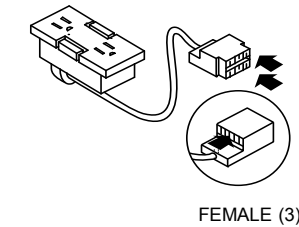
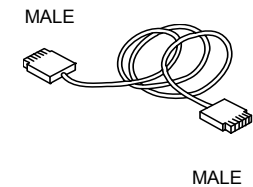
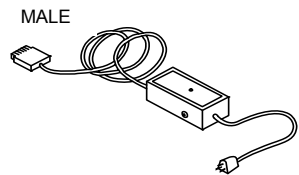


USB outlet
2 USB, 2 amp outlets, for use with the communication outlet plate ER-ERD, p. 20. Transformer included.

	E2-SUSB	133	0.1	1
--	---------	-----	-----	---



ELECTRICAL COMPONENTS - 1- CIRCUIT ELECTRIC SYSTEM



Power supply module
Power supply module with "male" connection at one end and a 120v. connection for wall outlet at the other.
Transformer with circuit breaker, surge protection (max. of 8 surface multi-outlet modules, series circuit), power supply status indicator.
120" connection cable.

Code	Price	Specification	
		Cu.Ft.	lb
AC-ECFK	416	0,1	1

Jumpers
Jumper cable (different lengths available) with "male" connectors at both ends.
Used to connect 2 surface modules (built-in or moveable).
The 24" long jumper connects 2 outlets that are close together.

Length : 86"	AC-ECEJK86	139	0,1	1
Length : 72"	AC-ECEJK72	123	0,1	1
Length : 60"	AC-ECEJK60	110	0,1	1
Length : 48"	AC-ECEJK48	99	0,1	1
Length : 24"	AC-ECEJK24	76	0,1	1

Movable outlet
Duplex outlet, 12 amp (max of 8 surface multi-outlet modules, series circuit).
Installs in the cable tray or under a work surface with the E2-EDT support, [p.20](#).
Power a table without cutting an opening for a built-in outlet.
12" connection cable. End of cable with three "female" type outlets.

AC-ECMK	113	0,1	1
---------	-----	-----	---

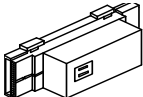
Multi-outlet module
Surface multi-outlet module, attaches to a surface with included Velcro strips.
With 2 - 12 amp outlets and 2 punch outs for communication outlets (max of 8 surface multi-outlet modules, series circuit).
Connector and telecommunication wiring not included. Telecommunication outlet adaptors included.
72" connection cable. 3 female connectors at end of cable. Casing made of black plastic.

AC-EPOSK	245	0,1	1
----------	-----	-----	---

Multi-outlet module EPIK
Attached with a clamp onto surfaces 1/2" to 1 1/2" thick. Casing made of grey and white plastic.
With 2 - 12 amp outlets and 2,1 amp. USB charger (max of 8 surface multi-outlet modules, series circuit).
12" connection cable. 3 female connectors at end of cable.

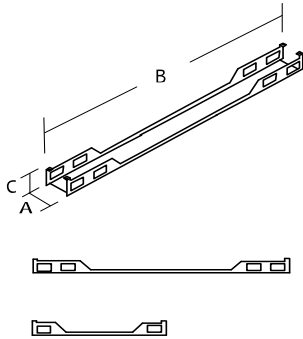
AC-EPIK	411	0,2	4
---------	-----	-----	---

ELECTRICAL COMPONENTS - 1- CIRCUIT ELECTRIC SYSTEM



USB outlet
2 USB, 2 amp outlets, attaches to the 4-circuit electrical system.

COMPLEMENTS FOR ELECTRICAL COMPONENTS



Cable trays

Metal, silver finish. Installs under a work surface with screws.

Allows for passage of electrical & communication cabling. Cabling access via both ends and sides.

Can accommodate 1-circuit electrical system.

32" or more: 4 openings on each side.

26" or less: 2 openings on each side.

Opening can accommodate moveable outlets (AC-ECM p.18, AC-ECMK p.19) or telecommunication outlets (E2-ERF, E2-ERD, see below). Opening dimensions: 2½" L x 1½" H.

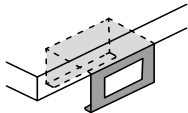
Dimensions			Code	Price	Specification	Specification	
A	B	C				Cu.Ft.	lb
4¼"	68"	3"	WCMC68	150	use with surface: 78" or 84"	1,0	6
4¼"	62"	3"	WCMC62	142	72"	0,9	5
4¼"	56"	3"	WCMC56	135	66"	0,8	5
4¼"	50"	3"	WCMC50	128	60"	0,7	5
4¼"	44"	3"	WCMC44	121	54"	0,6	4
4¼"	38"	3"	WCMC38	117	48"	0,5	4
4¼"	32"	3"	WCMC32	109	42"	0,5	3
4¼"	26"	3"	WCMC26	102	36"	0,4	2
4¼"	20"	3"	WCMC20	95	30"	0,3	2

SPECIFY

Code

AC - - 3090

Specify Code : Consult the above product code list.



Support bracket for multi-outlets (AC-ECM, AC-ECMK) or communication outlet (E2-ERD)

Black metal. Installs under a work surface with screws.

Dimensions of the cut-out: 2½" L x 1½" H.

E2-EDT	11	0,1	1
--------	----	-----	---



Cover plate

Installs on the openings of the cable trays, 2½" L x 1½" H.

Plastic, Black finish.

E2-ERF	6	0,1	1
--------	---	-----	---



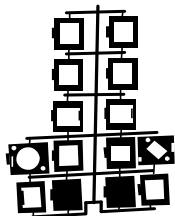
Communication outlet plate

Installs on the openings of the cable trays.

Can accommodate 2 adaptors for communication outlets. Opening: 15/16" x 15/16".

Plastic, Black finish.

E2-ERD	6	0,1	1
--------	---	-----	---



Universal adaptor kit

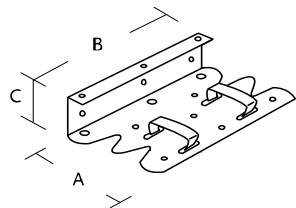
Installs on communication outlet plates.

Compatible with most outlets on the market.

Plastic, Black finish.

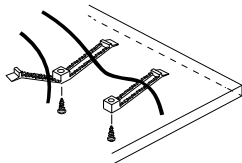
E2-ERU	6	0,1	1
--------	---	-----	---

CABLE MANAGEMENT



Cable tray
Attaches under a work surface, Silver finish.
Two Velcro strips to hold cabling.
Installation hardware included.

Dimensions			Code	Price	Specification	
A	B	C			Cu.Ft.	lb
9½	15	3	AC-EWS	168	0,3	4



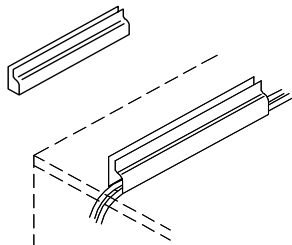
Cable fasteners
Attach under the surface to hold cabling. Black finish.
Assembly hardware included.
Packages of 5.

Single	AC-EWF1	19	0,1	1
Double	AC-EWF2	25	0,1	1



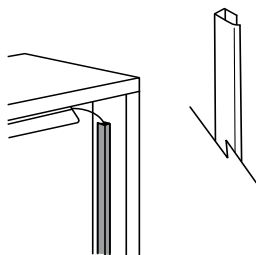
Flexible wire trough
Wire trough, 72" long, can be easily cut to required length. 1" diameter.
Wraps around electrical and communications cables to protect and organize the cables underneath the work surface.
Gray finish.

	AC-WRF72	94	0,1	1
--	----------	----	-----	---



Wire trough
24" long wire trough, Black finish.
Multiple wire capacity and allows for wires to run along the modesty panels or other components.
Self-adhesive installation.

	AC-WR24	26	0,1	1
--	---------	----	-----	---



Narrow wire trough
24" long wire trough. Can be installed on the side of a leg, on the back of a hutch or a screen, or under a surface.
Can hold one or two small-sized wires.
Self-adhesive installation. Can be easily cut.
Specify the finish. Pack of 10 segments.

Pack of 10	LW24	55	0,6	1
------------	------	----	-----	---

SPECIFY

	Code		Finish
AC -	<input type="text"/>	-	<input type="text"/>

Specify Code : Consult the above product code list.
Finish (LW24) : Specify the finish : White (BW), Gray (G), Charcoal (F) or Black (N).

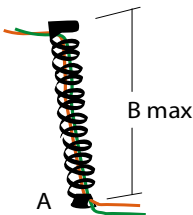


CABLE MANAGEMENT (cont'd)



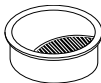
Flexible wire manager
Flexible wire manager (metallic gray finish), for wiring from surface to floor.
Shipped assembled with installation hardware.

Dimensions		Code	Price	Specification	
A	B			Cu.Ft.	lb
		AC-EVCC	124	0,4	2



Extendable wire manager (Suitable for adjustable tables)
Extendable wire manager 3½" diameter with a 6" diameter base. Plastic with Black finish.
Installs under a surface and allows passage of wiring from surface to floor. The spiral extends up to 84" H.

6	84	AC-EVCS	108	0,5	2
---	----	---------	-----	-----	---



Metal grommet
Metal grommet (2½" diam.) for on-site installation, Satin Chrome finish.
Brush grommet.

		AC-EGMR64	138	0,1	1
--	--	-----------	-----	-----	---



Plastic grommets
Plastic grommet (1½" diam.) for on-site installation, Dark Brown finish.
Cap can be closed when not in use.



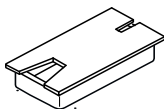
Plastic grommet (2½" diam.) for on-site installation, Black finish.
Cap can be closed when not in use.

Grommet 1½" diam.	AC-EGR38-B	24	0,1	1
Grommet 2½" diam.	AC-EGR64-N	28	0,1	1



Oval grommet
For on-site installation. Requires drilling of a round hole (2¾" diam.).
Available in White, Frost, Charcoal or Black.

Oval grommet	EGR70	15	0,2	2
--------------	-------	----	-----	---



Rectangular grommet
For on-site installation. Opening dimensions: 3¾" L x 1½" H.
Available in White or Charcoal.

Rectangular grommet	EGRTF	28	0,2	2
---------------------	-------	----	-----	---

SPECIFY

Code

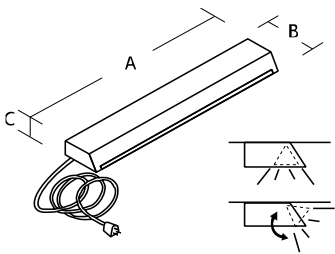
Finish

AC - -

Specify Code : Consult the above product code list.
Finish (EGR70) : Specify the finish of the grommet : White (RW) Frost (Δ) Charcoal (F) or Black (N)

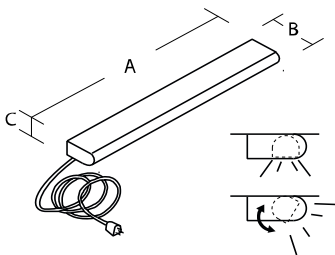


TASK LIGHTS



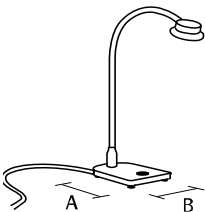
Fluorescent task light
Installs under a laminate hutch.
Included magnet allows for installation under a metal shelf.
Once installed, the task light pivots 45° to adjust light direction.
Includes a T5 fluorescent tube.
Power cord : 9'.
Aluminum finish.

Dimensions			Code	Price	Specifications			
A	B	C			exact length	Watt	Cu.Ft.	lb
48	3 3/8	1 1/8	AC-ETLF48	189	44 3/8"	28	0.2	2
36	3 3/8	1 1/8	AC-ETLF36	149	36 3/8"	21	0.2	2
24	3 3/8	1 1/8	AC-ETLF24	115	24 1/2"	14	0.1	1



LED task light
Installs under a laminate hutch.
Included magnet allows for installation under a metal shelf.
Once installed, the task light pivots 45° to adjust light direction.
Optional activation of a pre-set movement detector (30 minutes period) using the switch.
Includes a 20" connection cable (maximum 8 tasklights, series circuit).
Power cord : 9'.
Silver finish.

48	3 3/8	1 1/8	AC-ETLED48	367	48 1/4"	18	0.2	2
36	3 3/8	1 1/8	AC-ETLED36	316	36 3/8"	14	0.2	2
24	3 3/8	1 1/8	AC-ETLED24	287	24 1/2"	8	0.1	1
18	3 3/8	1 1/8	AC-ETLED18	213	18 3/4"	6	0.1	1



C : Neck length

LED Desk lamp
Desk lamp, LED 5W, neutral white lighting.
Light dimming : 30%, 60% and 100%. Touch-control.
Flexible and strong gooseneck arm.
Power cord : 6'.
UL certified.
Silver finish metal, Black finish base.

7	5 1/4	25	AC-ETLT	502		5	0.5	2
---	-------	----	---------	-----	--	---	-----	---



accessories

ERGONOMICS

keyboard shelves

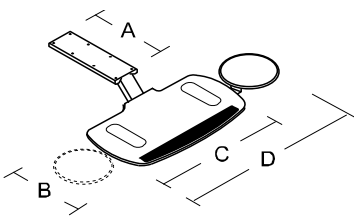
- retractable mechanism [26](#)
- "sit-stand" mechanism [28](#)
- pull-out [29](#)

- CPU holders [29](#)

monitor arms


- surface mount [30](#)
- pole mounted [32](#)
- mounted on accessory bar [34](#)
- wall mounted [35](#)

KEYBOARD SHELVES WITH RETRACTABLE MECHANISM

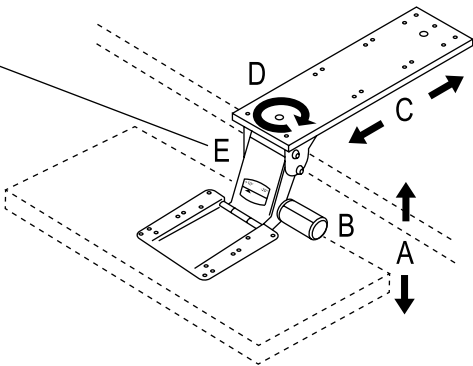
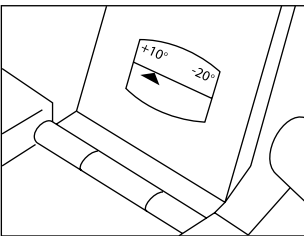


Resin shelf
Retractable mechanism with assisted adjustments.
The mechanism has a thin tapered profile, respects ergonomics requirements and is fully recyclable.
21 ¾" Slides : allows the keyboard shelf to glide deeper underneath the surface when not in use.
17" Slides : recommended for surfaces smaller than 24" deep.
Phenolic resin shelf with slip resistant strips.
Mousepad swivels (9" diam.) and can be installed for left or right-handed users, with cable guides.
Shelf and mousepad, Graphite finish.
Removable foam-gel wrist rest, Black finish.

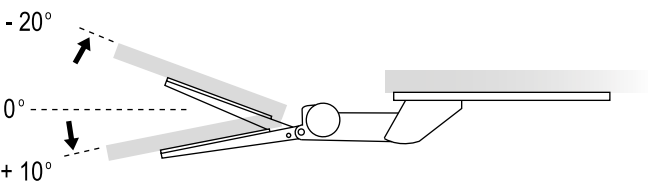
Dimensions				Code	Price	Specifications	
A	B	C	D			Cu.Ft.	lb
21¾	11	21	28	AC-KRFP21	656	1,6	25
17	11	21	28	AC-KRFP17	615	1,4	21



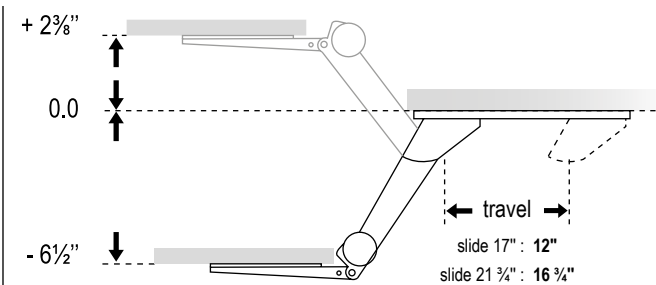
TECHNICAL SPECIFICATIONS



- A - Height adjustment : assisted automatic lock (without knob)
- B - Angle adjustment with handle (effortless)
- C - Length of slide : 17" or 21 ¾"
- D - 360° swivel
- E - Keyboard shelf angle and height indicator



KEYBOARD SHELF ANGLE : + 10° to - 20°



HEIGHT ADJUSTMENT : + 2 3/8" to - 6 1/2"

KEYBOARD SHELVES WITH RETRACTABLE MECHANISM (cont'd)

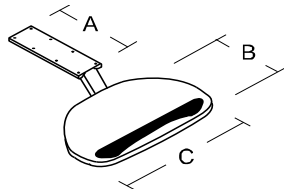
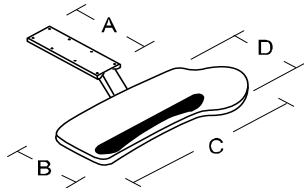
Laminate shelf

Retractable mechanism with assisted adjustments.

The mechanism has a thin tapered profile, respects ergonomics requirements and is fully recyclable.

21 3/4" Slides : allows the keyboard shelf to glide further underneath the surface when not in use.

17" Slides : recommended for surfaces smaller than 24" deep.



Laminate shelf 11/16" thick that accomodates keyboard and mouse.
Shelf is reversible so it can be installed for left or right-handed users.
Gel wrist rest, Black finish.

Dimensions				Code	Price	Specifications	
A	B	C	D			Cu.Ft.	lb
21 3/4	11	28	13	KRFS21	585	1,3	25
17	11	28	13	KRFS17	545	1,2	21

Rounded laminate shelf 11/16" thick that accomodates keyboard and mouse.
Installs on 90° extended corner tables with ergonomic interior access.
Gel wrist rest, Black finish.

21 3/4	13	24	KRFC21	519	1,1	22
17	13	24	KRFC17	477	1,0	18

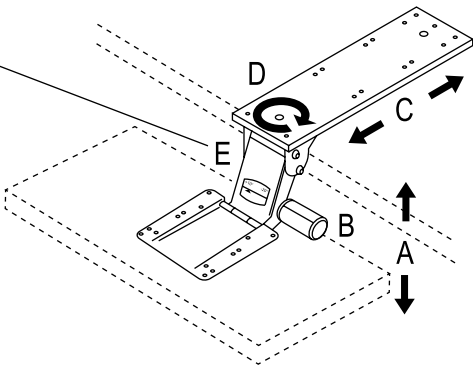
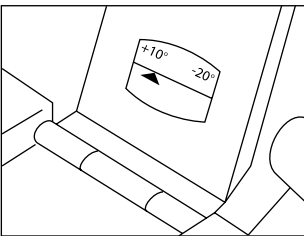
SPECIFY

Code Laminate

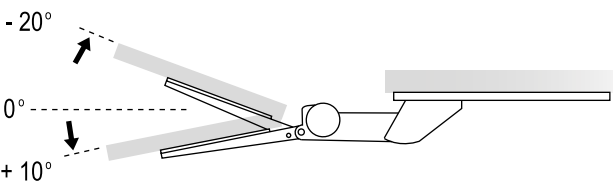
AC - -

Specify Code : Consult the above product list.
Laminate : Specify the finish of the shelf. Laminate finishes, p. 2.

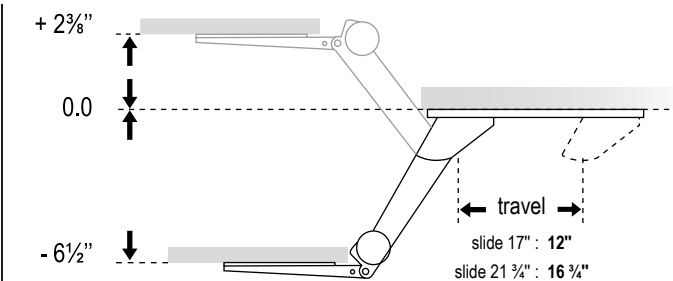
TECHNICAL SPECIFICATIONS



- A - Height adjustment : assisted automatic lock (without knob)
- B - Angle adjustment with handle (effortless)
- C - Length of slide : 17" or 21 3/4"
- D - 360° swivel
- E - Keyboard shelf angle and height indicator

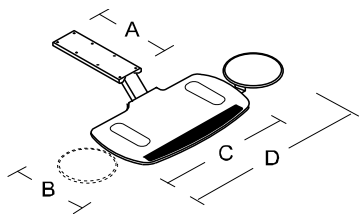


KEYBOARD SHELF ANGLE : + 10° to - 20°




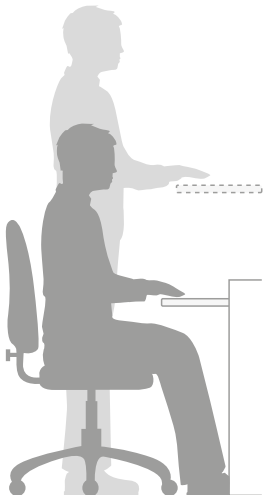
HEIGHT ADJUSTMENT : + 2 3/8" to - 6 1/2"

KEYBOARD SHELF WITH "SIT-STAND" MECHANISM

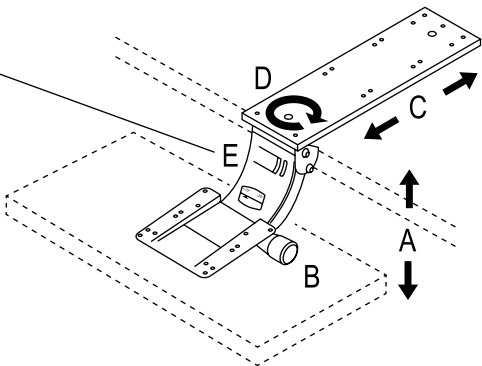
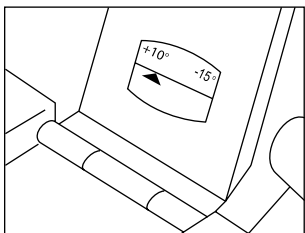


Retractable mechanism with a high degree of "sit-stand" assisted adjustments.
Phenolic resin shelf with slip resistant strips.
Mousepad swivels (9" diam.) and can be installed for left or right-handed users, with cable guides.
Shelf and mousepad, Graphite finish.
Removable gel wrist rest, Black finish.

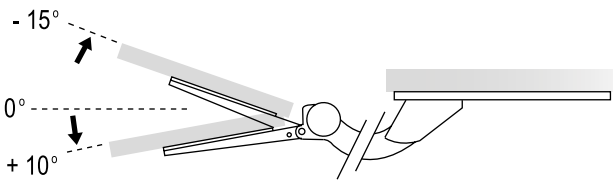
Dimensions				Code	Price	Specifications	
A	B	C	D			Cu.Ft.	lb
21 3/4	11	21	28	AC-KSSP21	754	1,6	25



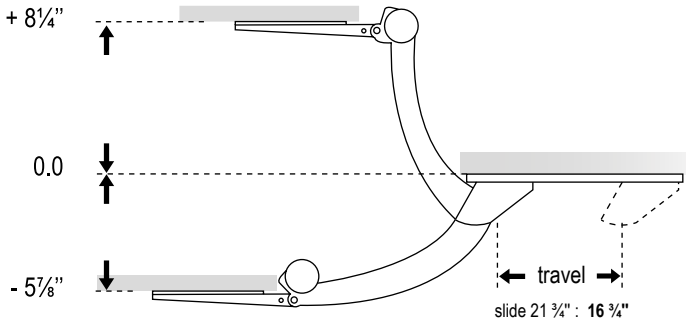
TECHNICAL SPECIFICATIONS



- A - Height adjustment : assisted automatic lock (without knob)
- B - Angle adjustment with handle (effortless)
- C - Length of slide : 21 3/4"
- D - 360° swivel
- E - Keyboard shelf angle and height indicator

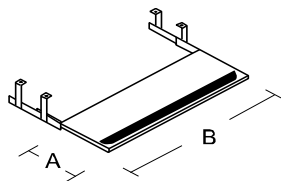


KEYBOARD SHELF ANGLE : + 10° to - 15°



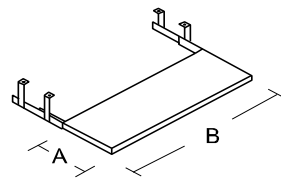
HEIGHT ADJUSTMENT : + 8 1/4" to - 5 7/8"

KEYBOARD SHELVES, PULL-OUT



Resin shelf
On ball bearing slides. Locks in open position.
When installed, this keyboard shelf is height adjustable (4 positions to the ½").
Installs under a surface 21" or more deep.
Urethane wrist rest.
Black finish.

Dimensions		Code	Price	Specifications	
A	B			Cu.Ft.	lb
10½	27	KPMB1027	200	1,0	4



Laminate shelf
Keyboard shelf on ball bearing slides that accomodates keyboard and mouse.
When installed, this keyboard shelf is height adjustable (4 positions, increments of ½").
Installs under a surface 21" and over deep.
Thermally Fused Laminate (T.F.L.) shelf 11/16" thick.
Optional gel wrist rest available (see below).

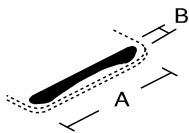
11	27	KPL1127	177	1,0	8
----	----	---------	-----	-----	---

SPECIFY

	Code	Laminate
AC -	<input type="text"/>	<input type="text"/>

Specify Code : Consult the above product list.
Laminate (KPL1127) : Specify the finish of the shelf. Laminate finishes, [p. 2](#).

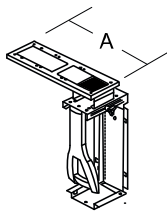
WRIST REST



Self-adhesive, ¼" thick.
Gel, Black finish.

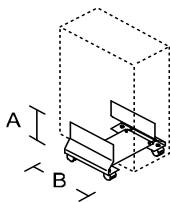
19¼	2¼	AC-KWG19	46	0,1	1
-----	----	----------	----	-----	---

CPU HOLDERS



Swivelling retractable holder
Swivels 360°. Installs underneath a work surface, with screws.
Accommodates CPU sizes from : 3 ½" - 9.3" wide and 13 ½" - 22 ½" high.
Load rating: 85 lb.
Black finish.

17	AC-ACPU	259	0,7	13
----	---------	-----	-----	----



Holder on casters
Mobile metal CPU holder, width adjustment 5 ¼" - 10".
Foam pads on sides to protect computer's and holder's surfaces.
Locking casters.
Black finish.

8	9½	AC-ACPUC	106	0,8	6
---	----	----------	-----	-----	---

DOUBLE EXTENSION MONITOR ARM, SURFACE MOUNT

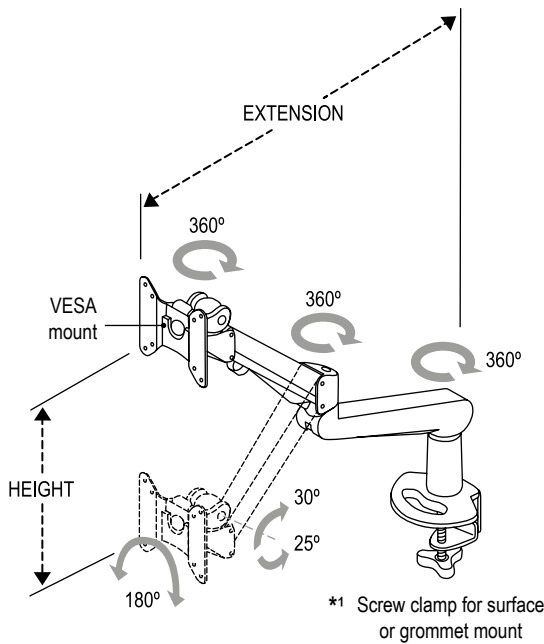


Double extension monitor arm for 1 or 2 flat screens. Dynamic adjustments: arm height, monitor extension, tilt and rotation.
Includes two mounting brackets : one with screw clamp for surface or grommet mount ^{*1}, one for a hole drilled on-site ^{*2} (see images below).
Includes VESA mount with 75 mm and 100 mm configurations.
Allows portrait or landscape monitor layout.
Metal, Silver finish.

Installs with screw clamp on 1", 1 ½" and 2" thick surfaces (no back) or a "benching" type surface without cable tray or electrical system.
Installs with screw clamp through the grommet (including the grommet on a "benching" type surface with cable tray and/or electrical system).
Warning ! Cannot be installed through the grommet on a 21" deep surface with pedestal.

	Code	Price	Specifications	
			Cu.Ft.	lb
monitor arm for 1 monitor	AC-FSHDS1SX	708	1,0	6
monitor arm for 2 monitors	AC-FSHDS2SX	1312	1,0	10

TECHNICAL SPECIFICATIONS



A 6.6 lb to maximum 17.6 lb monitor can be installed per arm.

DYNAMIC ADJUSTMENTS

- Monitor extension : 21"
- Monitor retraction : 3 ½" (for maximum available work surface)
- Arm height adjustment range : 6 ½" - 19 ½" (13" total)
- 360° swivelling arms with 180° lockout feature
- Monitor rotation : + 90° / - 90°
- Monitor tilts + 30° to - 25°



*2 Mount bracket for a hole drilled on-site



Cable management is integrated into the arm



Included mount allows quick release of monitor



CONVERSION KIT



Convert a monitor arm for 1 flat screen (AC-FSHDS1SX, [p.30](#)), to a monitor arm for 2 flat screens.
This conversion kit includes :
• 1 surface or grommet mount screw clamp and 1 for a hole drilled on-site (images *1 and *2 on previous page);
• 1 monitor arm with double extension for 1 flat screen;
• 1 anchor to install the additional monitor arm with double extension (AC-FSHDS1SX).
Dynamic adjustments specifications, [p.30](#).
Metal, Silver finish.

	Code	Price	Specifications	
			Cu.Ft.	lb
1 conversion kit	AC-FSHDS1AX	713	1,0	6

SLIDER MOUNT



Installs on a monitor arm for 2 monitors (AC-FSHDS2SX, [p.30](#)).
For placing 2 large monitors (32" diagonal) side-by-side. Up to 9" of adjustment from left to right.
Sold individually. Order 2 slider mounts for the double extension monitor arm AC-FSHDS2SX.
Metal, Silver finish.

1 slider mount	AC-FSHSUP2S	281	0,2	2
----------------	-------------	-----	-----	---

VESA PLATE



VESA plate measures 4 3/4" x 4 3/4" x 3/16" thick. 75 mm and 100 mm configurations.
For use when monitor weight does not meet minimum requirement (6,6 lb). Adds 2,39 lb.

1 VESA plate	AC-FSHVESA	94	0,1	3
--------------	------------	----	-----	---

SINGLE EXTENSION MONITOR ARM, POLE MOUNTED

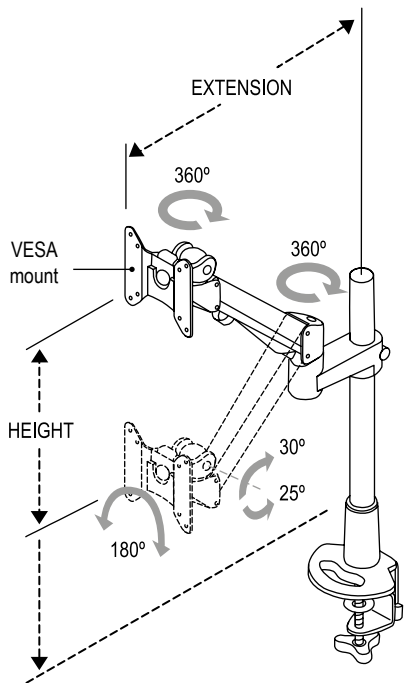


Single extension pole mounted monitor arm for 1 or 2 flat screens. Dynamic adjustments: arm height, monitor extension, tilt and rotation.
18" H. pole. Includes two mounting brackets : one with screw clamp for surface or grommet mount ^{*1}, one for a hole drilled on-site ^{*2} (see images below).
Monitor arm for 2 monitors : included slider mounts for placing 2 large monitors (32" diagonal) side-by-side. Up to 9" of adjustment from left to right.
Includes VESA mount with 75 mm and 100 mm configurations.
Allows portrait or landscape monitor layout.
Metal, Silver finish.

Installs with screw clamp on 1", 1 ½" and 2" thick surfaces (no back) or a "benching" type surface without cable tray or electrical system.
Installs with screw clamp through the grommet (including the grommet on a "benching" type surface with cable tray and/or electrical system).
Warning ! Cannot be installed through the grommet on a 21" deep surface with pedestal.

	Code	Price	Specifications	
			Cu.Ft.	lb
monitor arm for 1 monitor	AC-FSHDP1S	741	1,0	8
monitor arm for 2 monitors	AC-FSHDP2S	1548	1,0	11

TECHNICAL SPECIFICATIONS



^{*1} Screw clamp for surface or grommet mount

- Weight capacity:
- 6.6 lb to 17.6 lb per arm - monitor arm for 1 monitor
 - 4.4 lb to 15.4 lb per arm - monitor arm for 2 monitors

DYNAMIC ADJUSTMENTS

- Monitor extension - monitor arm for 1 monitor : 16 ¼"
- Monitor extension - monitor arm for 2 monitors : 18 ¾"
- Monitor retraction : 3 ½" (for maximum available work surface)
- Arm height adjustment range : 4 ½" - 26 ½"
- 360° swivelling arms with 180° lockout feature
- Monitor rotation : + 90° / - 90°
- Monitor tilts + 30° to - 25°



^{*2} Mount bracket for a hole drilled on-site



Cable management is integrated into the arm



Included mount allows quick release of monitor

DOUBLE EXTENSION MONITOR ARM, POLE MOUNTED



Double extension pole mounted monitor arm for 1, 2 or 3 flat screens. Dynamic adjustments: arm height, monitor extension, tilt and rotation.

18" H. pole. Includes two mounting brackets : one with screw clamp for surface or grommet mount ^{*1}, one for a hole drilled on-site ^{*2} (see images below).

Monitor arm for 2 or 3 monitors : included slider mounts for placing 2 or 3 large monitors (32" diagonal) side-by-side. Up to 9" of adjustment from left to right.

Includes VESA mount with 75 mm and 100 mm configurations.

Allows portrait or landscape monitor layout.

Metal, Silver finish.

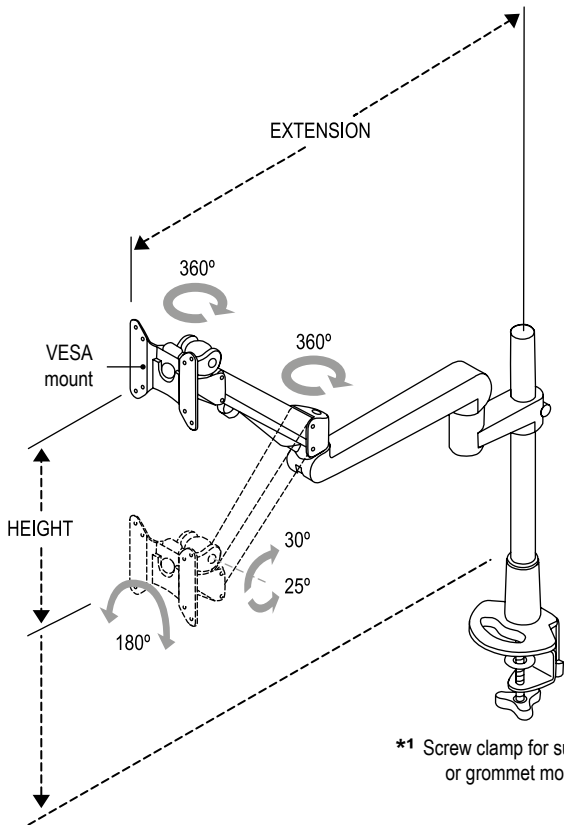
Installs with screw clamp on 1", 1 ½" and 2" thick surfaces (no back) or a "benching" type surface without cable tray or electrical system.

Installs with screw clamp through the grommet (including the grommet on a "benching" type surface with cable tray and/or electrical system).

Warning ! Cannot be installed through the grommet on a 21" depth surface with pedestal.

	Code	Price	Specifications	
			Cu.Ft.	lb
monitor arm for 1 monitor	AC-FSHDP1SX	860	1,0	10
monitor arm for 2 monitors	AC-FSHDP2SX	1660	1,0	13
monitor arm for 3 monitors	AC-FSHDP3SX	2027	1,0	15

TECHNICAL SPECIFICATIONS



- Weight capacity:
- 6.6 lb to 17.6 lb per arm - monitor arm for 1 monitor
 - 4.4 lb to 15.4 lb per arm - monitor arm for 2 or 3 monitors

DYNAMIC ADJUSTMENTS

- Monitor extension - 1 monitor arm : 26 ¾"
- Monitor extension - 2 monitors arm : 28 ¾"
- Monitor extension - 3 monitors arm : 28 ¾" left / right monitor - 6" in the middle
- Monitor retraction : 3 ½" (for maximum available work surface)
- Arm height adjustment range : 4 ½" - 26 ½"
- 360° swivelling arms with 180° lockout feature
- Monitor rotation : + 90° / - 90°
- Monitor tilts + 30° to - 25°

- ^{*1} Screw clamp for surface or grommet mount
- ^{*2} Mount bracket for a hole drilled on-site
- Cable management is integrated into the arm
- Included mount allows quick release of monitor

SINGLE EXTENSION ARM MONITOR, MOUNTED ON ACCESSORY BAR



Single extension monitor arm for 1 flat screen. Dynamic adjustments: arm height, monitor extension, tilt and rotation.
Bracket for mounting on accessory bar.
Includes VESA mount with 75 mm and 100 mm configurations.
Allows portrait or landscape monitor layout.
Metal, Silver finish.

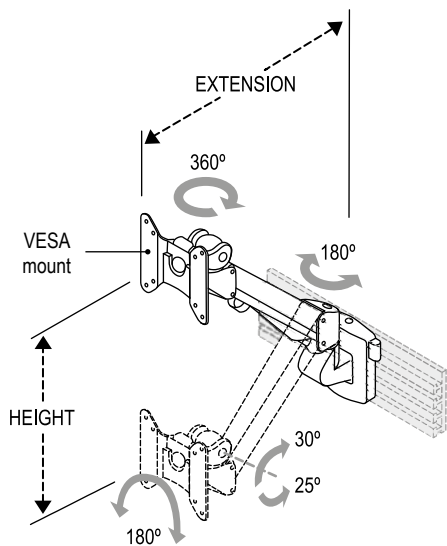
Fits on Artopex 4"H. accessory bars.

For Artopex panels system, it is recommended to install the monitor arm at one end of the accessory bar (Uni-T, Take Off, Time).

Warning ! Cannot be installed on an accessory bar mounted on a work surface.

	Code	Price	Specifications	
			Cu.Ft.	lb
monitor arm for 1 monitor	AC-FSHDA1S	708	0,4	4

TECHNICAL SPECIFICATIONS



A 6.6 lb to maximum 17.6 lb monitor can be installed maximum on this monitor arm.

DYNAMIC ADJUSTMENTS

- Monitor extension : 10 ½"
- Monitor retraction : 3 ½" (for maximum available work surface)
- Arm height adjustement : 11 ⅞" total
- Monitor rotation : + 90° / - 90°
- Monitor tilts + 30° to - 25°



Included mount allows quick release of monitor



Cable management is integrated into the arm

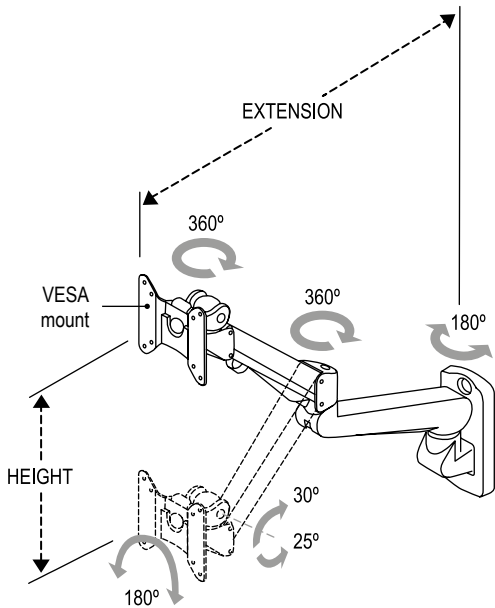
DOUBLE EXTENSION MONITOR ARM, WALL MOUNTED



Double extension monitor arm for 1 flat screen. Dynamic adjustments: arm height, monitor extension, tilt and rotation.
Installs on a vertical surface or a wall with screws, not included.
Includes VESA mount with 75 mm and 100 mm configurations
Allows portrait or landscape monitor layout.
Metal, Silver finish.

	Code	Price	Specifications	
			Cu.Ft.	lb
monitor arm for 1 monitor	AC-FSHDW1SX	708	1,0	6

TECHNICAL SPECIFICATIONS



A 6.6 lb to maximum 17.6 lb monitor can be installed maximum on this monitor arm.

DYNAMIC ADJUSTMENTS

- Monitor extension : 19"
- Monitor retraction : 3 ½" (for maximum available work surface)
- Arm height adjustment : 11 7⁄8" total
- Monitor rotation : + 90° / - 90°
- Monitor tilts + 30° to - 25°



Included mount allows quick release of monitor



Cable management is integrated into the arm

Prices and Payment

All prices shown in this price list are suggested retail prices and are subject to change without notice. Prices do not include installation and shipping costs. Taxes are extra. These prices are guaranteed for 30 days from the date of quotation and are firm and final after acceptance of the order. Orders are invoiced at the time of shipment. Terms of payment are net 30 days from date of invoice. Any products sold by Artopex shall remain its property until fully paid in cash. In the event that the purchaser defaults in the payment of any sum due to Artopex, or in the event the purchaser's financial condition becomes unsatisfactory to Artopex, Artopex reserves the right upon notice to the purchaser, to differ or discontinue shipment of any goods or, to refuse any order until time as the default is corrected or the purchaser provides assurance of payment to Artopex.

Orders

Artopex requires that all orders be submitted in writing to avoid errors and/or duplication. The purchaser is responsible to submit complete orders. Incomplete or incorrect orders (finish colors missing...) will be processed upon reception of the complete information and normal production lead-time will be applied from the date that the complete information is received.

Acknowledgments

Orders will be acknowledged with Artopex acknowledgment forms governing the transaction. The details appearing on this acknowledgment will describe the items to be shipped to the purchaser and the ready to ship date (not the actual shipping date). It is the purchaser's responsibility to verify that the acknowledgment information is correct. If not, the purchaser must notify Artopex within 48 hours in writing. Failure to provide corrections within 48 hours could be subject to extra charges (see Changes and Cancellation).

Changes and Cancellations

Order cancellations or changes are subject to acceptance by Artopex. Special order items and fabric-covered items (standard or COM fabrics) already in production are not subject to change or cancellation under any circumstances.

A) Modifications: Standard product already in production will be subject to a 25% modification surcharge. Changes to the shipping date must be taken into consideration.

B) Cancellations: Artopex reserves the right to invoice the purchaser for any items already in production at the cancellation date and for lost profit on the remaining items.

Storage

Artopex reserves the right to invoice the purchaser for storage charges in specific cases.

Shipping

A) Prices are F.O.B. factory, collect.

B) Artopex will choose the carrier unless otherwise specified by the purchaser. Goods will be handed over to the common carrier in good condition; Artopex liability ceases at this point. Shipping will be done at the purchaser's unloading dock. The purchaser should have an unloading dock able to accommodate 53' trailers and must supply the unloading personnel.

C) Claims: Artopex is not responsible for damage that occurs in transit or in storage. It is the purchaser's responsibility to examine goods upon receipt and to file any claims with the carrier. Failure to provide an adequate description of the lost items or damages to the carrier could result in the carrier refusal to honor the charges. It is the purchaser's responsibility to obtain information on the carrier's claim policies and to send any claims to the carrier. For other policies, contact Customer Service.

D) It is the purchaser's responsibility to file any claims even if the order has been shipped directly to the client.

Return of Goods

A) No merchandise may be returned without Artopex written consent and shipping instructions. If this procedure is not followed, the merchandise will not be accepted by the factory and will be reshipped collect without further notice.

B) Goods must be returned properly packaged and all boxes must be clearly marked with the authorization number.

C) Returns of items authorized by Artopex are subject to a charge of 25% plus freight (and customs, if applicable) and repair costs.

Product Specifications

Artopex reserves the right to modify the specifications of products, materials, design or accessories without notice.

Artopex also reserves the right to cease production of any product at any time. The products, accessories, materials and finishes as described in the price list prevail over the content of brochures or folders. The weights and volumes shown on the price lists include packaging and are approximations.

Artopex Lifetime Warranty

Artopex warrants its products are free of defects in design, material and workmanship for as long as the original purchaser owns them.

If written notice of the defect is given to Artopex within the applicable warranty period, Artopex will repair or replace with comparable product, at Artopex's choice, without charge to the original purchaser, any part or product shipped after July 1, 2001, which fails under normal use as a result of such defect.

This warranty provides limits on the following products :

- electrical components, which are warranted for (10) ten years from date of delivery,
- seating mechanisms, which are warranted for (5) five years of single shift usage from date of delivery,
- Artopex fabrics which are warranted for (5) five years from date of delivery,
- moving and high wear parts such as covering materials/finishes, arm rests, chair bases, foam, wood framed seating products, stacking chairs, glides, slides, casters, user-adjustable worksurface mechanisms, which are warranted for (5) five years of single shift usage from date of delivery,
- non-standard specials, which are warranted for (1) one year from date of delivery.

This warranty does not extend to:

- Customer's Own Material (COM) or finishes applied to Artopex products,
- ballast and light bulbs,
- products which have been modified or have not been installed or used according to Artopex application and installation guidelines.

On products warranted for a specified number of years of single shift usage, the warranty period will be reduced in a pro-rata manner when the products are used in a manner that exceeds the equivalent of a single shift forty (40) hour work week.

This warranty is the Customer's sole remedy for product defect. This warranty does not cover damage by a carrier in transit. Artopex makes no warranties, including the implied warranties of market value or utility for a particular purpose, other than the expressed warranties contained herein. There are no other warranties express or implied. Artopex shall not be liable for consequential or incidental damages arising from any product defect.

accessories

UPDATE SUMMARY

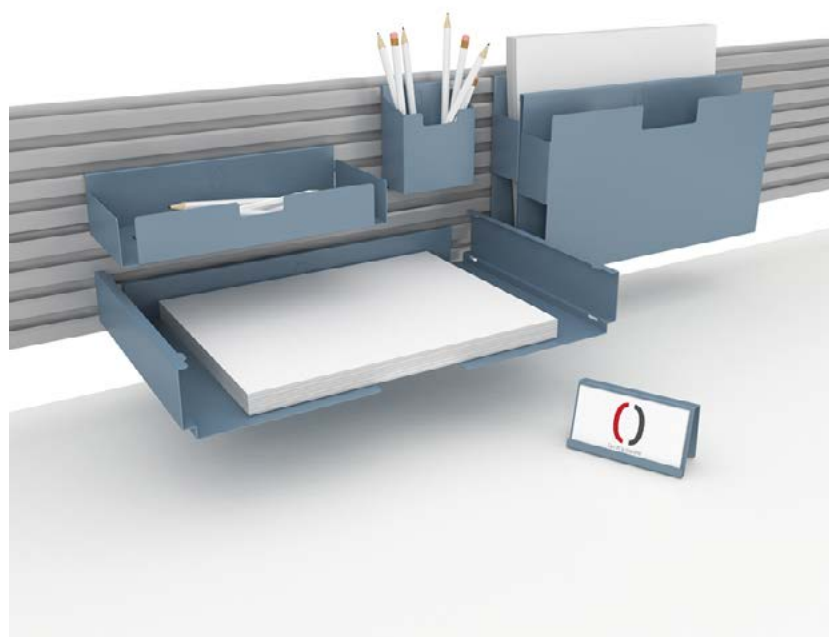
August 15th, 2016

PAGES	SECTION	PRODUCT	MODIFICATION
p. 6	Organization & complements	Recycling bin	Change of color (blue) and size.
p. 14	Organization & complements	Standard keys	Standard keys are now available in the accessorie price list.
p. 14	Organization & complements	Noki master key	New : Noki master key for electronic lock.
p. 15	Organization & complements	Cushions	COM fabric = grade 2.
p. 30-35	Ergonomics	Monitor arm	Price adjustment.

January 15th, 2017

PAGES	SECTION	PRODUCT	MODIFICATION
p. 18	Electricity & lightning	Multi-outlet (EPI)	New product
p. 18	Electricity & lightning	USB outlets (SUBB)	New product
p. 19	Electricity & lightning	Multi-outlet (EPIK)	New product
p. 21	Electricity & lightning	Flexible wire trough	New product
p. 22	Electricity & lightning	Extendable wire manager	Available in the accessories price list.

*Designing, manufacturing, advising, planning
and supporting: that's the art that
distinguishes our purpose at Artopex.*



HEAD OFFICE

800, Vadnais Street
Granby, Quebec
J2J 1A7
CANADA

Tel.: 450.378.0189
1 800.363.3040
Fax.: 450.378.9712

artopex.com