



a c a d e m i c

Price List
USA 2018

l o g i f l e x

Update Summary

The February 1, 2018 revision of the Academic price list presents these principal modifications:

DATE	SECTION	MODIFICATION
February 1, 2018	All the price list	<ul style="list-style-type: none"> All prices with the exception of Accessories have been increased by 5%.
	Accessories	<ul style="list-style-type: none"> HAPF grommet has been deleted; CAPF grommet has been added; CPU holders MCPU91, MCPU92 and MCPUC93 have been deleted; CPU holders MCPU50 and CPUIND have been added.
	Electrical Accessories	<ul style="list-style-type: none"> 4 track and 8 track systems as well as RJ11 and RJ45 have been deleted; Overhaul of Electrical Accessories section and addition of new products:

Previous updates:

DATE	SECTION	MODIFICATION	PAGES
January 5, 2015	All the price list	High pressure laminated products prices have been increased by 5% (ACL)	-
August 1, 2014	All the price list	All products have been increased by 3%	-
		Changes of self-adhesive wire channel (Code: WM) to a Velcro tie (Code: WM)	3

TABLE OF CONTENTS

Section 1

Sale conditions	5
Introduction	7
Products repertory	8

Section 2 Training Tables

Adjustable leg description and folding mechanisms	16
Velcro ties for electrical cables WM description	17
Fixed full length metal channel CFM	17
Fixed metal channels CM description	17
Fixed melamine modesty panel CMMFM description	18
Fixed embossed metal modesty panel MFME description	18
Tilting melamine modesty panel CMMIM description	19
Tilting embossed metal modesty panel CMMIME	19
Tilting glass (screen 04) modesty panel with aluminium frame description CMMIPV	19
Layout of tilting modesty with metal channels	20
How to order?	21
Codes legend	22
Different configuration models	25
Academic brochure presentation:	26
AC-1	26
AC-2	26
AC-3	27
AC-4	28
Rectangular worksurface	29
MFM modesty option	32
Double convex worksurface	33
MFM modesty option	36
Trapezoidal worksurface	37
MFM modesty option	38
Rectangular worksurface with velcro ties for electrical cable WM	39
Double convex worksurface with velcro ties for electrical cable WM	43
Trapezoidal worksurface with velcro ties for electrical cable WM	47
Rectangular worksurface with full length metal channel CFM	49
Double convex worksurface with full length metal channel CFM	53
Rectangular worksurface with fixed melamine modesty panel & metal channels CMMFM	57
Double convex worksurface with fixed melamine modesty panel & metal channels CMMFM	61
Trapezoidal worksurface with fixed melamine modesty panel & metal channels CMMFM	65
Rectangular worksurface with fixed embossed metal modesty panel MFME	67
Double convex worksurface with fixed embossed metal modesty panel MFME	71

TABLE OF CONTENTS

Section 2 Training tables

Rectangular worksurface with tilting melamine modesty panel CMMIM	75
Double convex worksurface with tilting melamine modesty panel CMMIM	79
Rectangular worksurface with tilting embossed metal modesty panel CMMIME	83
Double convex worksurface with tilting embossed metal modesty panel CMMIME	87
Rectangular worksurface & tilting glass (screen 04) modesty panel with aluminium frame CMMMIPV	91
Double convex worksurface & tilting glass (screen 04) modesty panel with aluminium frame CMMIPV	95
Half moon worksurface	99
Quarter moon worksurface	99
Single "I" legs	99

Options

Folding leg mechanism FL	29 - 46
Folding table mechanism FT	29 - 46
Black reinforcing bar BST	29 - 98
Plastic tie wrap for wires TWTR	49 - 98

Accessories

CPU; MCPU90, MCPU91, MCPU92, MCPUC93	101
Wire management SPINE	101
Ganging clamp AGC	101
Elliptic grommet ELPF	102
Oval grommet HAPF	102
Cart for folding tables CMTF	102
Screens TMPRR, TMRR, TMPRM	103
Pencil holder for screens PC	104

Section 3 Electricity

Calculation and Use of Electrical Components	106
Communication Boxes	109
Electrical Accessories	111

SALE CONDITIONS

Prices

The prices are "suggested retail" and are subject to changes without notice. All applicable taxes are not included. Merchandise will be invoiced at the prices prevailing at time of shipment.

Terms

Net 30 days. F.O.B. Deauville Que., Montreal and Quebec city. The invoice will be dated the same ship date and payable 30 days from that date including applicable freight charges.

Regular shipments

Please inquire about our lead time to customer service. Additional freight delays to USA, to the Western and Eastern provinces must be taken into consideration.

Orders

All orders are subject to acceptance by **LOGIFLEX** inc. Please use our codes and clearly indicate the desired finishes.

Customized products

All customized products ordered must be submitted with a technical drawing. If any modifications are needed, **LOGIFLEX** will submit you the corrected version for approval.
ALL CUSTOMIZED ORDERS ARE NOT SUBJECT TO CANCELLATION.

Returns

Merchandise may not be returned without our previous written consent. A restocking charge of 25% will be charged in addition to any other expenses incurred to reinstate the unit into "new" condition. Shipment returned to us must be "freight prepaid".

Cancellations

All orders are considered firm and are not subject to cancellation without our approval. Cancellation charges may be made based upon incurred expenses in processing the order.

Liability

Our liability ends when the carrier issues us a clear receipt, acknowledging that the shipment has been received in good condition.

Claims

We strongly suggest that the shipment is carefully examined BEFORE you give a receipt to the carrier. All incomplete or damaged shipments should be refused. A claim for concealed damages must be filed with the carrier within 10 days of the delivery.

SALE CONDITIONS

Storage charges

Upon request and with an established ship date, the merchandise can be stored for a maximum of 10 days against an adequate reimbursement.

Freight

All prices contained herein are **suggested retail prices** - F.O.B. factory, Deauville, Quebec, Canada. Any and all freight conditions or arrangements other than above must be authorized in writing by **LOGIFLEX** and will be limited to conditions agreed upon. Deliveries to be forwarded to the dealer / distributor **store or warehouse only**.

Shipments with requested delivery other than above subject to an extra fee as charged by the carrier.

Any delay at your docking facility could also call for an extra fee for which you could be requested to pay directly to the carrier.

Changes

LOGIFLEX reserves the right to institute changes in regards to the materials, the equipment, specifications and designs as well as to discontinue models at any time without prior notice.

Ownership of goods

LOGIFLEX or his agents will retain full ownership of the goods as listed until the full amount is totally remitted. Since all goods must be ordered by an official numbered and dated purchase order showing the agreed terms and other pertinent details, the dealer / distributor agrees to above conditions and would be responsible in a court of law for all expenses incurred by **LOGIFLEX** to recover amounts due. This is understood as being part of the buying conditions.

Warranty

LOGIFLEX guarantees its products for 5 years from the date of purchase. This warranty is valid only through the original authorized dealer / distributor. Warranty covers faults or defects resulting from normal use of the product and is limited to the repair or replacement of said product at **LOGIFLEX** discretion. Unauthorized repairs or abusive use will automatically void the warranty. All pieces of furniture are inspected and verified at shipping time. Any breakage at delivery time should be reported to the carrier or its agent for damage claim at DESTINATION POINT. **LOGIFLEX** cannot be held responsible for incidental or consequential damages in using its products.

Custom built furniture (procedures to follow)

For all non-standard furniture not listed in this price list you have to submit a SKETCH by fax and provide all the pertinent details. Our technical team will submit you a drawing and a quotation.

Custom built units are not subject to cancellation nor to be returned.

INTRODUCTION

Section 1 – Training tables

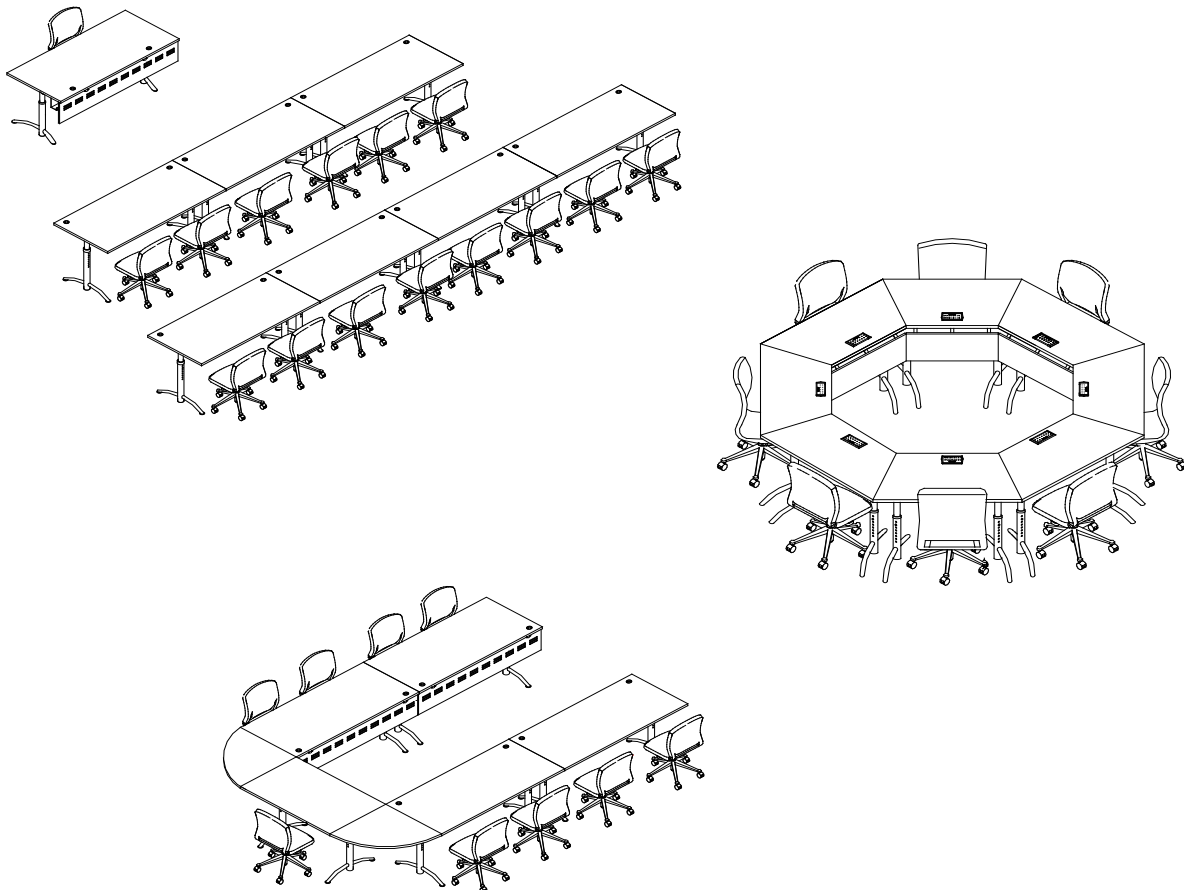
This section shows how to combine components from the Academic brochure to create individual workstations or multipurpose training tables.

Section 2 – Dimensions and distinctive elements

In this section, you will learn about the various dimensions and distinctive elements available for personalizing your workstations and training tables.

Section 3 – Electricity

This section contains the electrical components that will complete your training stations and make it easier to connect your equipment.



**** All legs, channels and modesty panels are installed with threaded metal-to-metal connection. ****


PRODUCTS REPERTORY WORKSURFACES, CHANNELS, MODESTIES

WORKSURFACES WITH 1" ABS EDGE 2.5MM

AC = Melamine 1" thickness

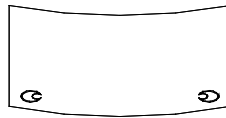
ACL = High pressure laminate 1-1/16" thickness

Depths: 24", 30"
Lengths: 48"-72"



Rectangular top **RE**
see p.28-31, 38-41, 48-51, 56-59, 66-69, 74-77, 82-85, 90-93

Depths: 24", 30"
Lengths: 48"-72"



Double convex top **RX**
see p.32-35, 42-45, 52-55, 60-63, 70-73, 78-81, 86-89, 94-97

Interfaces: 24", 30"
Lengths: 48"-72"



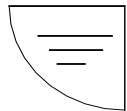
trapezoidal top **TZ**
see p.36-37, 46-47, 64-65



Black reinforcing bar **BST**
see p.28-97
(for rectangular surface and double convex surface)

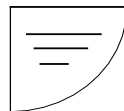
END WORKSURFACES WITH 1" ABS EDGE 2.5MM

Depths: 24", 30"
Lengths: 24", 30"

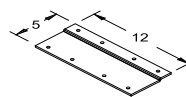


Left quarter moon top **TQML**
see p.98

Depths: 24", 30"
Lengths: 24", 30"

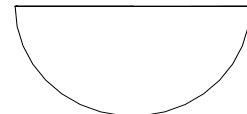


Right quarter moon top **TQMR**
see p.98



Junction plate **AJT**
for quarter moon tops
see p.98

Depth: 24", Length: 48" - 72"
Depth: 30", Length: 60" - 72"



Half moon top **THM**
see p.98

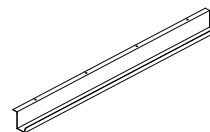
CHANNELS



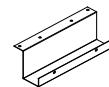
Translucent plastic tie wrap for wires **TWTR**
See OPTION section p.48-97



Velcro tie for electrical cable **WM**
see p.38-47

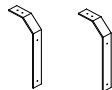


Full length metal channel **CFM**
see p.48-55

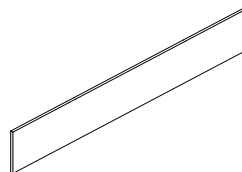


14" metal channel **CM**
see p.56-65, 74-97

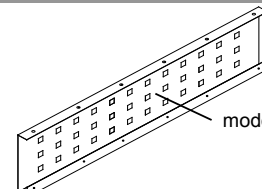
MODESTIES



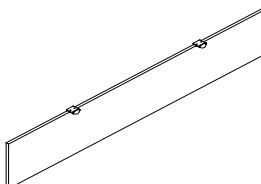
Fixed metal supports **SFM**
for MFM modesty
see p.31, 56-65



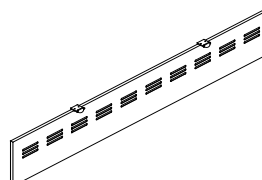
Fixed melamine modesty panel **MFM**
see p.31, 56-65



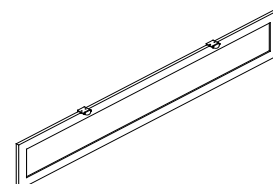
Fixed embossed modesty panel with integrated channel system **MFME**
see p.66-73



Tilting melamine modesty panel **CMMIM**
with latches
see p.74-81



Tilting embossed metal modesty panel **CMMIME**
with latches
see p.82-89



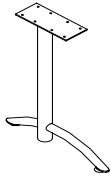
Tilting glass modesty panel (screen 04) with aluminium frame **CMMIPV** with latches
see p.90-97

**** All legs, channels and modesty panels
are installed with threaded
metal-to-metal connection. ****

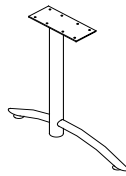
PRODUCTS REPERTORY LEGS

LEGS

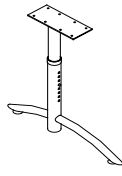
"C" legs with the 24" spread (standard)
see p.28-97



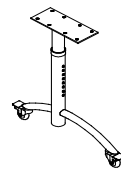
CF24EN fixed "C" leg 28" height
with 1 recessed caster & 1 leveler



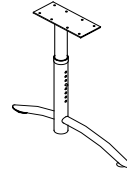
CF24N fixed "C"
leg 28" height with
levelers



CA24N adjustable "C" leg
24"-31" height with levelers

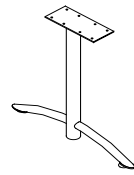


CA24WF adjustable "C"
leg 27"-34" height with
locking casters

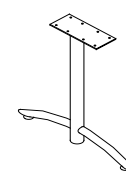


CA24EN adjustable "C" leg 24"-31"
height with 1 recessed caster & 1
leveler

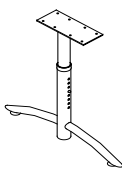
"T" legs with the 24" spread (standard)
see p.28-97



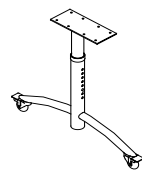
TF24EN fixed "T" leg 28" height
with 1 recessed caster & 1 leveler



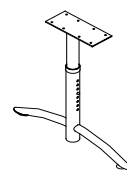
TF24N fixed "T"
leg 28" height with
levelers



TA24N adjustable "T" leg
24"-31" height with levelers



TA24WF adjustable "T"
leg 27"-34" height with
locking casters

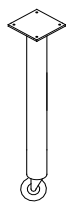


TA24EN adjustable "T" leg 24"-31"
height with 1 recessed caster & 1
leveler

"I" legs
see p.98



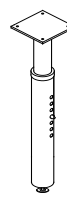
IFN
Fixed "I" 28" height
with leveler



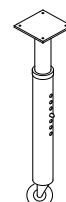
IFW
Fixed "I" 28" height
with caster



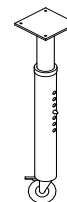
IFWF
Fixed "I" 28" height
with locking caster



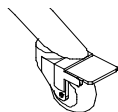
IAN
Adjustable "I" 24"-31"
height with leveler



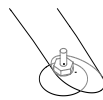
IAW
Adjustable "I" 27"-34"
height with caster



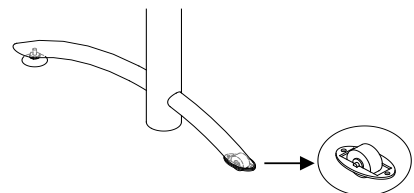
IAWF
Adjustable "I" 27"-34"
height with locking
caster



Translucent rubber locking caster
64mm - Ø 2-1/2"
WF



Ø 2" leveler, height adjustable
to 1-3/4"
N



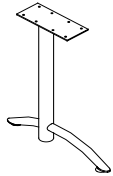
1 leveler & 1 recessed caster
EN

**** All legs, channels and modesty panels are installed with threaded metal-to-metal connection. ****

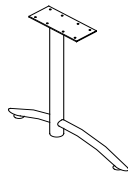
PRODUCTS REPERTORY LEGS

LEGS

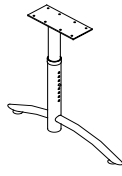
C legs with the 30" spread
see p.28-97



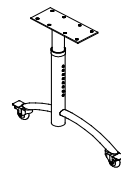
CF30EN fixed "C" leg 28" height with 1 recessed caster & 1 leveler



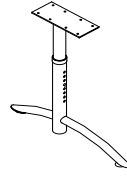
CF30N fixed "C" leg 28" height with levelers



CA30N adjustable "C" leg 24"-31" height with levelers

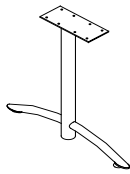


CA30WF adjustable "C" leg 27"-34" height with locking casters

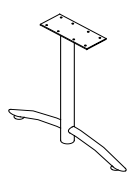


CA30EN adjustable "C" leg 24"-31" height with 1 recessed caster & 1 leveler

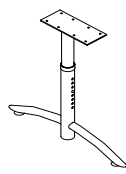
"T" legs with the 30" spread
see p.28-97



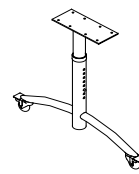
TF30EN fixed "T" leg 28" height with 1 recessed caster & 1 leveler



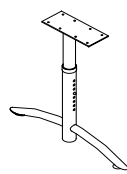
TF30N fixed "T" leg 28" height with levelers



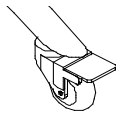
TA30N adjustable "T" leg 24"-31" height with levelers



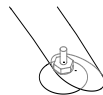
TA30WF adjustable "T" leg 27"-34" height with locking casters



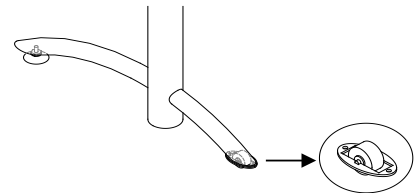
TA30EN adjustable "T" leg 24"-31" height with 1 recessed caster & 1 leveler



Translucent rubber locking casters
64mm - Ø 2-1/2"
WF

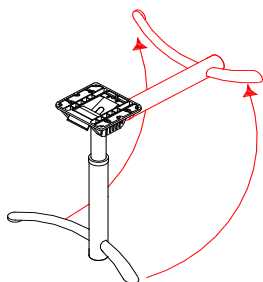


Ø 2" levelers, height adjustable
to 1-3/4"
N

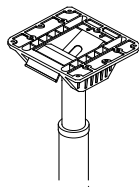


1 leveler & 1 recessed caster
EN

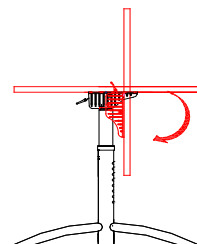
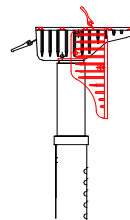
Folding mechanisms:



Folding leg mechanism
Code **FL**
see p.28-35, 38-45
OPTION section

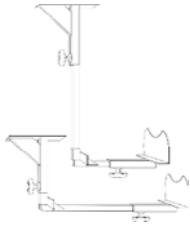


Folding table mechanism
Code **FT**
see p.28-35, 38-45
OPTION section

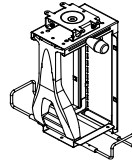


**** All legs, channels and modesty panels are installed with threaded metal-to-metal connection. ****

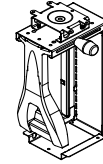
PRODUCTS REPERTORY ACCESSORIES



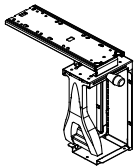
CPU support **MCPU90**
see p.100



CPU support **MCPU91**
see p.100



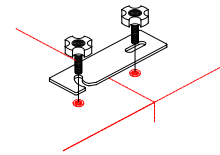
CPU support **MCPU92**
see p.100



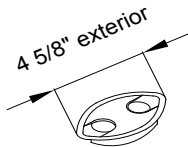
CPU support **MCPUC93**
see p.100



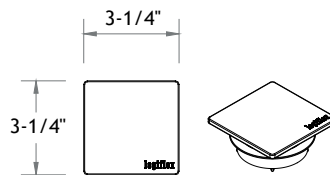
Wire management **SPINE**
see p.100



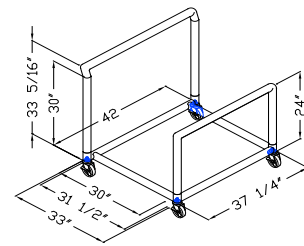
Ganging clamp **AGC**
to connect two surfaces
see p.100



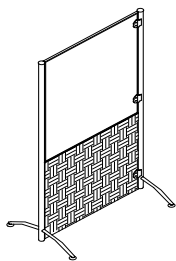
Elliptic grommet **ELPF**
(available upon request)
see p.101



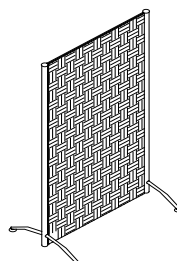
Standard square metal
grommet **CAPF**
see p.101



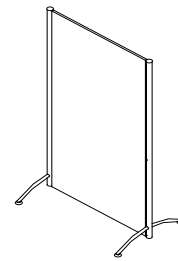
Cart **CMTF**
see p.101



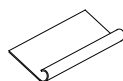
Screen **TMPRR**
with levelers
see p.102



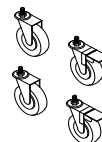
Screen **TMRR**
with levelers
see p.102



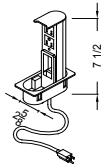
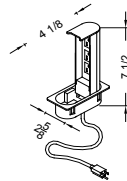
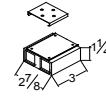
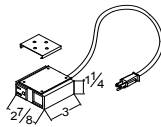
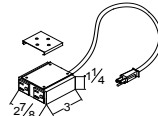
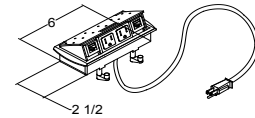
Screen **TMPRM**
with levelers
see p.103

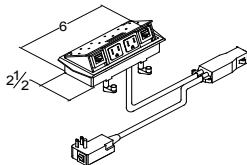
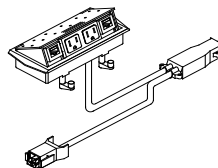
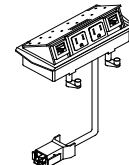


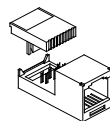
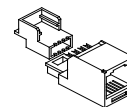
Pencil holder **PC**
see p.103



Optionnal set of 4 casters for screens **WINRO**
see p.102-103

COMMUNICATION BOXES FOR SINGLE STATIONS

 Retractable box **POP-UP1**
 see p.112

 Retractable box **POP-UP2** see
 p.112

 Communication box **BCSS1BL**
 see p.112

 Communication box **BCSS2BL**
 see p.112

 Communication box **BCSS3BL**
 see p.112

 Communication box **MPORTSN**
 see p.112

COMMUNICATION BOXES FOR MULTIPLE STATIONS

 Starting set
MPLK1
 see p.113

 Junction set
MPLK2 à MPLK7
 see p.113

 Ending set
MPLK8SN
 see p.113

CONNECTORS

 PANDUIT connector **RJ11**
 see p.116

 PANDUIT connector **RJ45**
 see p.116

4-TRACK SYSTEM



Starting set
4T48D72 to 4T72D72
see p.114



Junction set
4T48J18 to 4T72J18
see p.114

8-TRACK SYSTEM



Starting set
8T48D72 to 8T72D72
see p.115



Junction set
8T48J18 to 8T72J18
see p.115

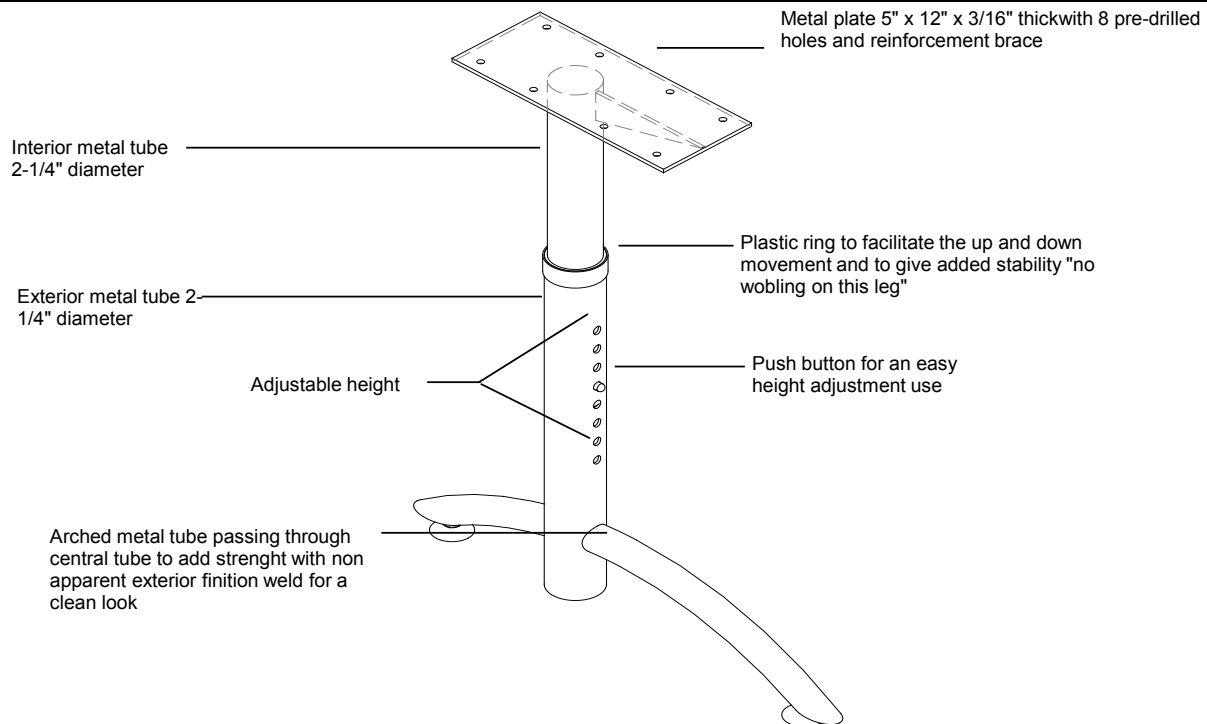
S
E
C
T
I
O
N

2

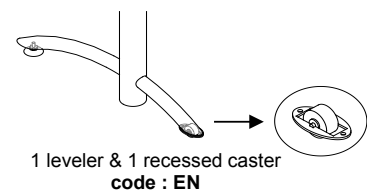
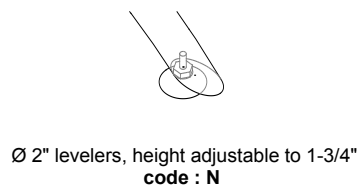
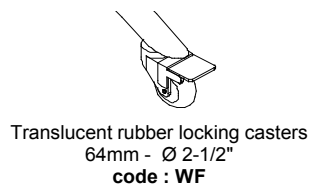
T
R
A
I
N
I
N
G
T
A
B
L
E
S

ADJUSTABLE LEG DESCRIPTION

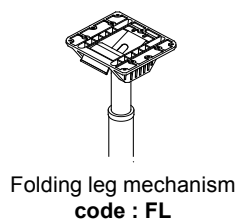
**** All legs, channels and modesty panels are installed with threaded metal-to-metal connection. ****



OPTIONS

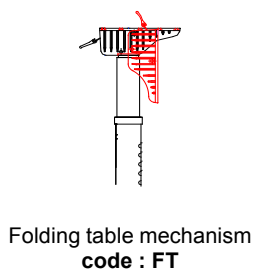
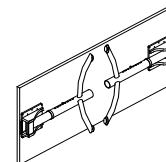
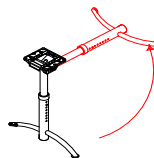


FOLDING MECHANISMS :



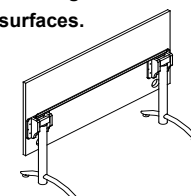
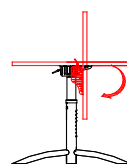
Folding leg mechanism (no modesty can be installed with the folding leg mechanism).(sold in set of two mechanisms)

**** The mechanism is available for rectangular surfaces and
** double convex surfaces of 60" and more.**



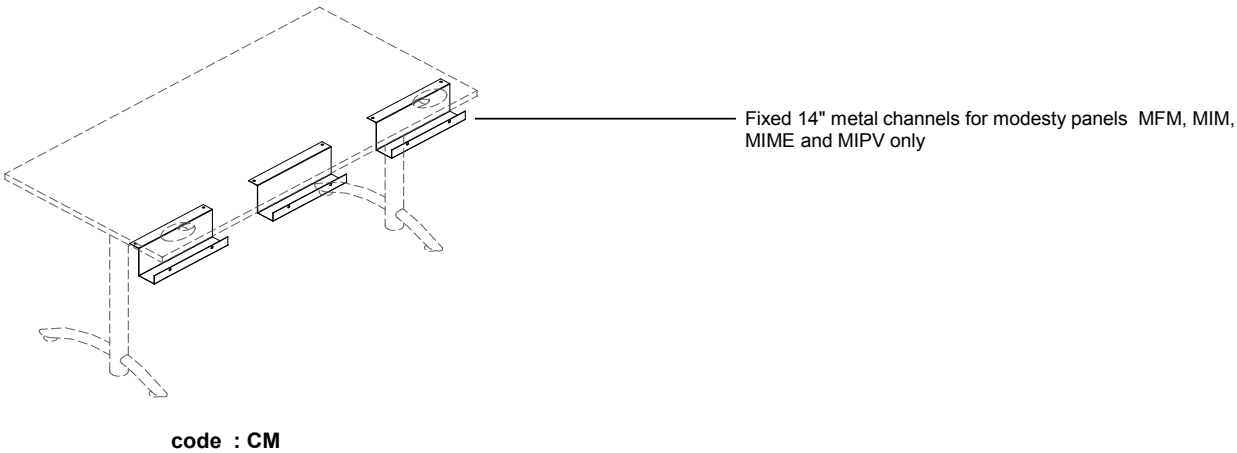
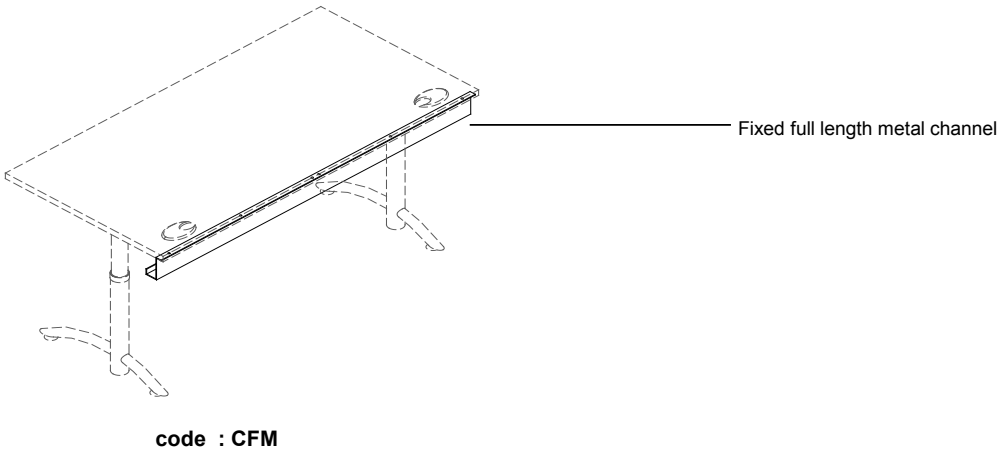
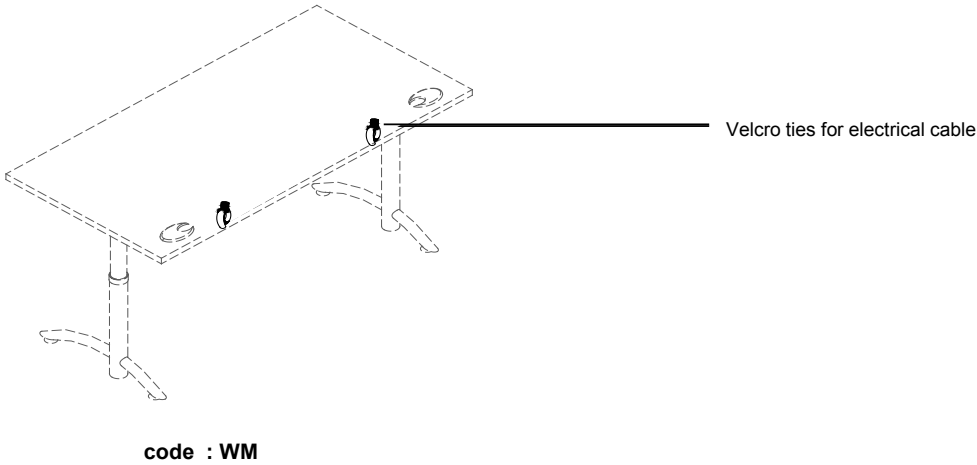
Folding table mechanism (no modesty can be installed with the folding table mechanism).
(sold in set of two mechanisms with ganger bar)

**** The mechanism is available for rectangular surfaces and
** double convex surfaces.**



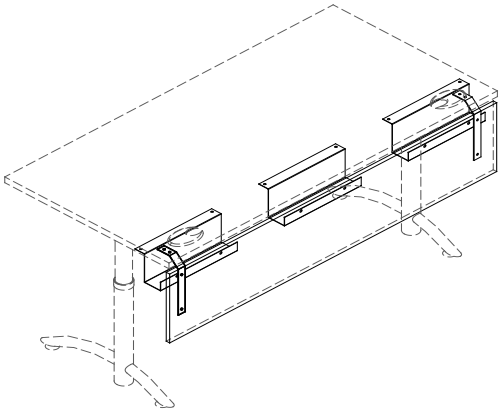
VELCRO TIE FOR CABLE WM,
FIXED FULL LENGTH METAL
CHANNEL CFM AND
FIXED METAL CHANNELS CM

**** All legs, channels and modesty panels are installed with threaded metal-to-metal connection. ****



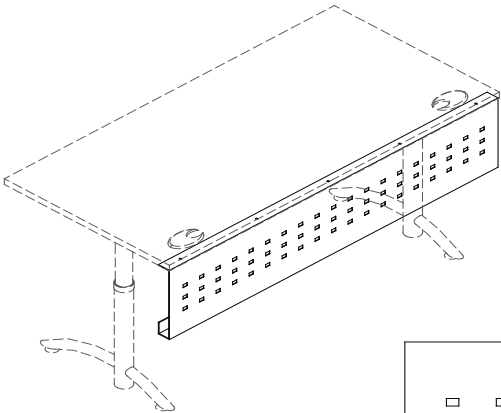
**FIXED MELAMINE MODESTY PANEL CMMFM &
FIXED EMBOSSED METAL
MODESTY PANEL MFME DESCRIPTION**

**** All legs, channels and modesty panels are installed with threaded metal-to-metal connection. ****



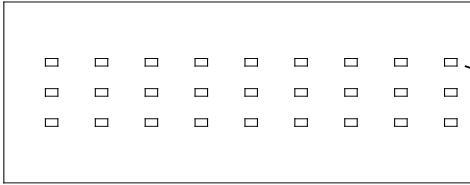
code : CMMFM

Fixed melamine modesty panel, 5/8" thick, 12" high, two supports SFM and fixed 14" metal channels:
48", 54" = 2 channels
60", 66" et 72" = 3 channels



code : MFME

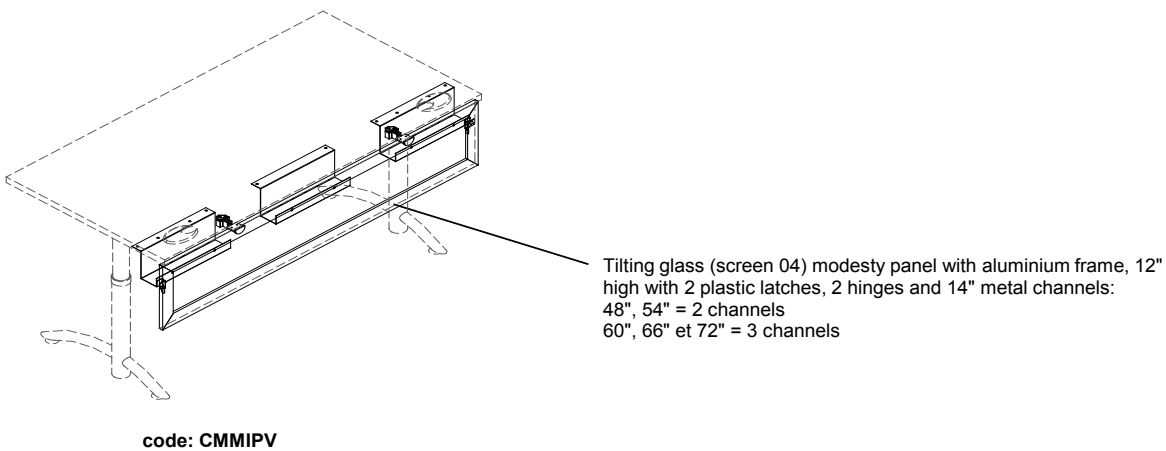
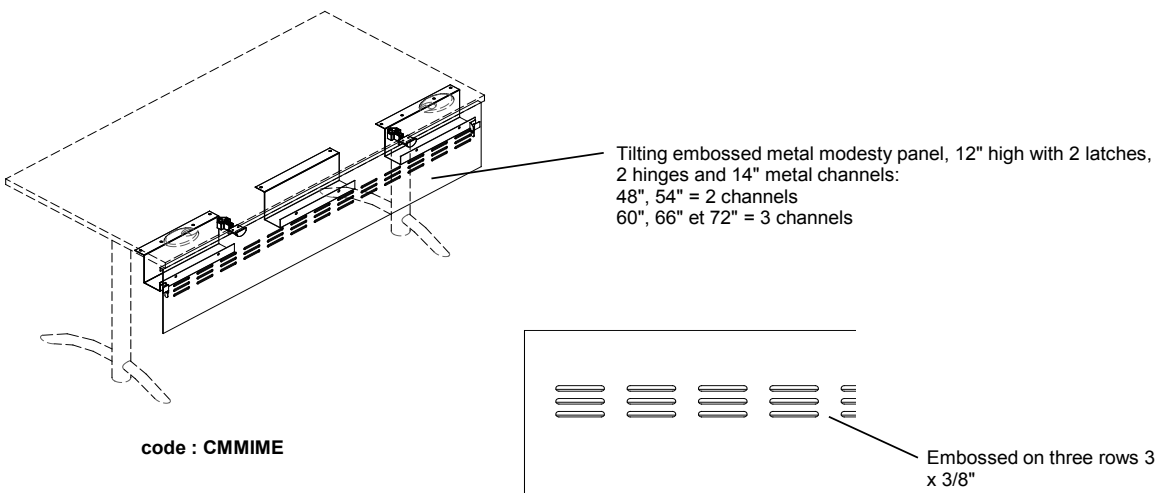
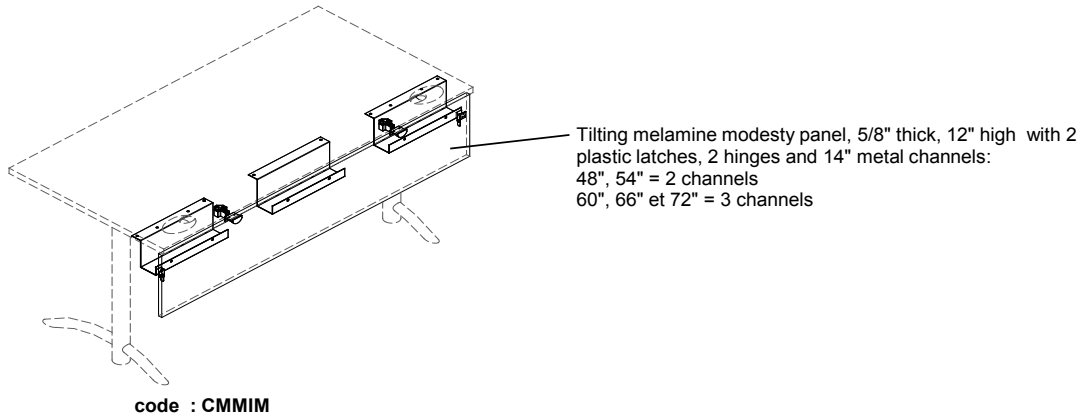
Fixed embossed metal modesty 12" high with integrated channel system



Embossed on three rows 3/4" X 1/2"

TILTING MODESTY PANELS CMMIM, CMMIME, CMMIPV DESCRIPTION

**** All legs, channels and modesty panels are installed with threaded metal-to-metal connection. ****

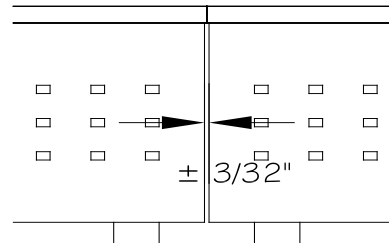


LAYOUT OF TILTING MODESTY WITH METAL CHANNELS

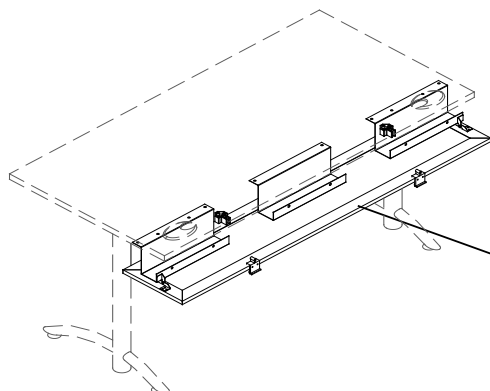
**** All legs, channels and modesty panels are installed with threaded metal-to-metal connection. ****

14" metal channels with pre-drilled holes

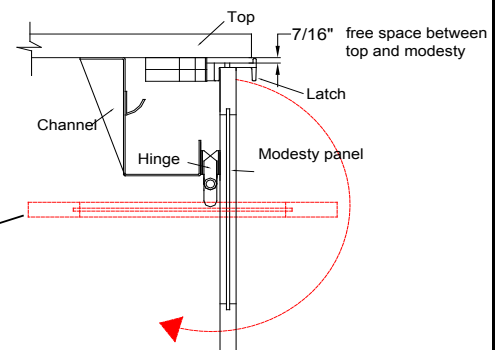
Latches ergonomically placed for easy opening & closing of modesty panel



**Allowed space between two modesty panels : $\pm 3/32$ "
for two tables side by side**



open modesty



Side view

HOW TO ORDER?

SIN 711-11

Components selection

Code : AC-2448REWMCF24NFL-SN or AC-2448RECMMFMCF24N-SN

AC 24 48 RE WM or CMMIM CF24N FL SN

Surface finish	code	Depth	Width	Surface	code	Channel	code	Modesty panel	code	Modesty panel	code	"C" legs with plate 5"X12"	code	"T" legs with plate 5"X12"	code	"I" legs with plate 5"X5"	code	Folding mechanism	code	metal color
Melamine 1"	AC	24	48	Rectangular	RE	Velcro tie	WM	Fixed melamine with SFM supports	MFM	Tilting melamine	CMMIM	Fixed "C" leg with levelers	CF24N	Fixed "T" leg with levelers	TF24N	Fixed "I" leg with leveler	IFN	Folding leg mechanism	FL	BL = Black or SN = Satin nickel
HPL 1"	ACL	30	54	Double convex	RX	Fixed full length metal	CFM			Tilting embossed metal	CMMIME	Adjustable "C" leg with levelers	CA24N	Adjustable "T" leg with levelers	TA24N	Adjustable "I" leg with leveler	IAN			
			60																	
			66																	
			72																	
				Trapezoidal	TZ	14" fixed metal for modesties MFM only	CM	Fixed embossed metal with integrated channel		Tilting glass screen 04 with aluminium frame	CMMIPV	Adjustable "C" leg with locking casters	CA24WF	Adjustable "T" leg with locking casters	TA24WF	Fixed "I" leg with caster	IFW	Folding table mechanism	FT	
				Quarter moon	TQML											Adjustable "I" leg with caster	IAW			
					TQMR															
				Half moon	THM							Adjustable "C" with 1 leveler & 1 recessed caster	CA24EN	Adjustable "T" with 1 leveler & 1 recessed caster	TA24EN	Adjustable "I" leg with locking caster	IFWF			
												Fixed "C" with 1 leveler & 1 recessed caster	CF24EN	Fixed "T" with 1 leveler & 1 recessed caster	TF24EN	Adjustable "I" leg with locking caster	IAWF			

CODES LEGEND

CODES LEGEND FOR ACADEMIC SERIES

**** All legs, channels and modesty panels are installed with threaded metal-to-metal connection. ****

Surface finish	AC	Melamine finish with 1" ABS edge 2.5mm.
	ACL	High pressure laminate (HPL) finish with 1" ABS edge 2.5mm.
Depth	24	24" depth.
	30	30" depth.
Width	48	48" width.
	54	54" width.
	60	60" width.
	66	66" width.
	72	72" width.
Worksurface	RE	Rectangular worksurface.
	RX	Double convex worksurface.
	TZ	Trapezoidal worksurface.
	TQML-TQMR	Quarter moon worksurface.
	THM	Half moon worksurface.
Channels	WM	Velcro tie for electrical cable
	CFM	Full length metal channel.
	CM	14" metal channel.
Modesty panels	MFM	Fixed melamine modesty panel.
	MFME	Fixed embossed metal modesty panel with integrated channel system.
	CMMIM	Tilting melamine modesty panel with 2 plastic latches & 2 hinges.
	CMMIME	Tilting embossed metal modesty panel with 2 plastic latches & 2 hinges.
	CMMIPV	Tilting glass (screen 04) modesty panel with aluminium frame, 2 plastic latches & 2 hinges.
24" spread legs with 5"x12" plate	CF24N	Fixed "C" leg with levelers, 24" spread & 28" height.
	CA24N	Adjustable "C" leg with levelers, 24" spread & 24"-31" height.
	CA24WF	Adjustable "C" leg with locking casters, 24" spread, 27"-34" height.
	CF24EN	Fixed "C" leg with 1 recessed caster & 1 leveler, 24" spread & 28" height.
	CA24EN	Adjustable "C" leg with 1 recessed caster & 1 leveler, 24" spread & 24"-31" height.
	TF24N	Fixed "T" leg with levelers, 24" spread & 28" height.
	TA24N	Adjustable "T" leg with levelers, 24" spread & 24"-31" height.
	TA24WF	Adjustable "T" leg with locking casters, 24" spread, 27"-34" height.
	TF24EN	Adjustable "T" leg with 1 recessed caster & 1 leveler, 24" spread & 28" height.
	TA24EN	Adjustable "T" leg with 1 recessed caster & 1 leveler, 24" spread & 24"-31" height.
30" spread legs with 5"x12" plate	CF30N	Fixed "C" leg with levelers, 30" spread & 28" height.
	CA30N	Adjustable "C" leg with levelers, 30" spread & 24"-31" height.
	CA30WF	Adjustable "C" leg with locking casters, 30" spread, 24"-31" height.
	CF30EN	Fixed "C" leg with 1 recessed caster & 1 leveler, 30" spread & 28" height.
	CA30EN	Adjustable "C" leg with 1 recessed caster & 1 leveler, 30" spread & 24"-31" height.
	TF30N	Fixed "T" leg with levelers, 30" spread & 28" height.
	TA30N	Adjustable "T" leg with levelers, 30" spread & 24"-31" height.
	TA30WF	Adjustable "T" leg with locking casters, 30" spread, 24"-31" height.
	TF30EN	Adjustable "T" leg with 1 recessed caster & 1 leveler, 30" spread & 28" height.
	TA30EN	Adjustable "T" leg with 1 recessed caster & 1 leveler, 30" spread & 24"-31" height.

CODES LEGEND

CODES LEGEND FOR ACADEMIC SERIES

**** All legs, channels and modesty panels are installed with threaded metal-to-metal connection. ****

"I" legs with 5"x5" plate	IFN	Fixed "I" leg with leveler, 2-1/2" diameter & 28" height.
	IFW	Fixed "I" leg with caster, 2-1/2" diameter & 28" height.
	IFWF	Fixed "I" leg with locking caster, 2-1/2" diameter & 28" height.
	IAN	Adjustable "I" leg with leveler, 2-1/2" diameter & 24"-31" height.
	IAW	Adjustable "I" leg with caster, 2-1/2" diameter & 27"-34" height.
	IAWF	Adjustable "I" leg with locking caster, 2-1/2" diameter & 27"-34" height.
Folding mechanisms	FL	Folding leg mechanism.
	FT	Folding table mechanism.
Support bar	BST	Black reinforcing bar 11 GA for tables of 60" and more.
Metal color choices	BL	Black color.
	SN	Satin nickel color (standard).
Accessories	AJT	5" x 12" metal junction plate of for quarter moon worksurfaces.
	TWTR	Translucent plastic tie wrap for wires.
	SFM	Metal support for MFM modesty panels.
	MCPU90	Black metal CPU support with vertical & horizontal adjustment.
	MCPU91	Black textured metal CPU support.
	MCPU92	Black metal CPU support.
	MCPUC93	Black metal sliding CPU support.
	SPINE	Wire management.
	AGC	Ganging clamp to connect two surfaces with thumb screws.
	ELPF	Elliptic grommet (available upon request).
	CAPF	Square metal grommet (standard).
	CMTF	Cart for folding tables.
	TMPRR	Screen on levelers with porcelain on top and upholstered fabric on bottom, upholstered fabric on back.
	TMRR	Screen on levelers with upholstered fabric on each side.
	TMPRM	Screen on levelers with porcelain on top and upholstered fabric on bottom, melamine on back.
Electricity - Communication boxes	PC	Pencil holder for screen.
	WINRO	Set of 4 translucent casters, 2 with brakes & 2 without brakes).
	POP-UP1	Retractable box with 2 electrical outlets & 2 empty telecommunication outlets.
	POP-UP2	Retractable box with 3 electrical outlets.
	BCSS1BL	Communication box with 2 empty telecommunication outlets.
	BCSS2BL	Communication box with 1 electrical outlet & 1 empty telecommunication outlet.
Electricity - Communication boxes for multiple stations	BCSS3BL	Communication box with 2 electrical outlets.
	MPORT	Plastic retractable box with 2 electrical outlets & 2 empty telecommunication outlets.
	MPLK1	Plastic retractable box with starter for multiple stations system interlink cable.
	MPLK2	Plastic retractable box for multiple stations system junction interlink cable.
	MPLK3	
	MPLK4	
	MPLK5	
	MPLK6	
	MPLK7	
	MPLK8	Plastic retractable box with end interlink cable for multiple stations system.

CODES LEGEND

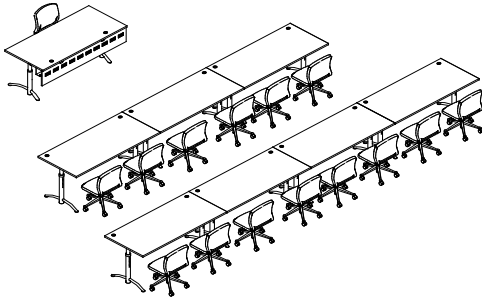
CODES LEGEND FOR ACADEMIC SERIES

**** All legs, channels and modesty panels
are installed with threaded
metal-to-metal connection. ****


Electricity - 4-track system	4T48D72-1	Starting set cable including the following: - 72" starting cable & junction cable according to the length of the table; - 2 duplex receptacles with electrical outlets; - 2 duplex receptacles supports.
	4T54D72-1	
	4T60D72-1	
	4T66D72-1	
	4T72D72-1	
	4T48J18-1	Junction set cable including the following: - Junction cable 18" long & junction cable according to the length of the table; - 2 duplex receptacles with electrical outlets; - 2 duplex receptacles supports.
	4T54J18-1	
	4T60J18-1	
	4T66J18-1	
	4T72J18-1	
	4T48J18-2	Junction set cable including the following: - Junction cable 18" long & junction cable according to the length of the table; - 2 duplex receptacles with electrical outlets; - 2 duplex receptacles supports.
	4T54J18-2	
	4T60J18-2	
	4T66J18-2	
	4T72J18-2	
Electricity - 8-track system	8T48D72-1	Starting set cable including the following: - 72" starting cable & junction cable according to the length of the table; - 2 duplex receptacles with electrical outlets; - 2 duplex receptacles supports.
	8T54D72-1	
	8T60D72-1	
	8T66D72-1	
	8T72D72-1	
	8T48J18-1	Junction set cable including the following: - Junction cable 18" long & junction cable according to the length of the table; - 2 duplex receptacles with electrical outlets; - 2 duplex receptacles supports.
	8T54J18-1	
	8T60J18-1	
	8T66J18-1	
	8T72J18-1	
	8T48J18-2	Junction set cable including the following: - Junction cable 18" long & junction cable according to the length of the table; - 2 duplex receptacles with electrical outlets; - 2 duplex receptacles supports.
	8T54J18-2	
	8T60J18-2	
	8T66J18-2	
	8T72J18-2	
	8T48J18-3	Junction set cable including the following: - Junction cable 18" long & junction cable according to the length of the table; - 2 duplex receptacles with electrical outlets; - 2 duplex receptacles supports.
	8T54J18-3	
	8T60J18-3	
	8T66J18-3	
	8T72J18-3	
	8T48J18-4	Junction set cable including the following: - Junction cable 18" long & junction cable according to the length of the table; - 2 duplex receptacles with electrical outlets; - 2 duplex receptacles supports.
	8T54J18-4	
	8T60J18-4	
	8T66J18-4	
	8T72J18-4	
Connectors	RJ11	PANDUIT analog telecommunications connector.
	RJ45	PANDUIT digital data connector.

DIFFERENT CONFIGURATION MODELS

RECTANGULAR WORKSURFACES:



Row
configuration



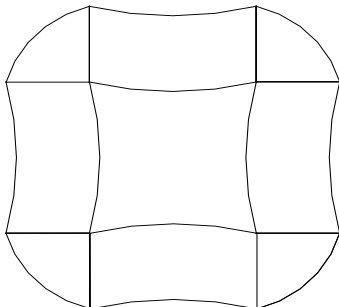
"U" shape
configuration

TRAPEZOIDAL WORKSURFACES :

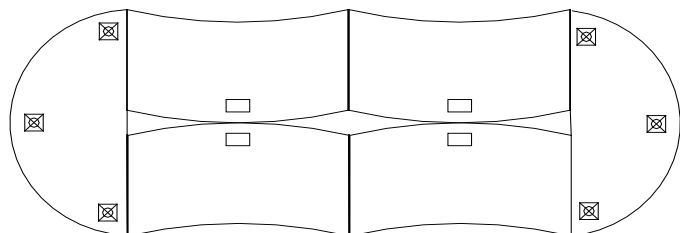


Circle shape
configuration

DOUBLE CONVEX WORKSURFACES :



Square configuration

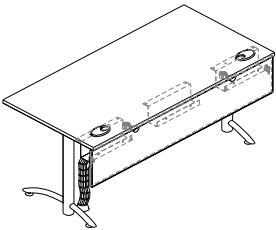
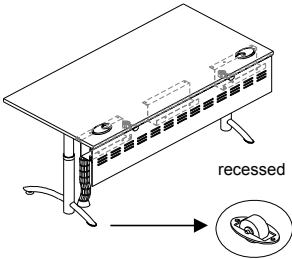
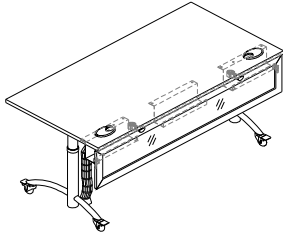
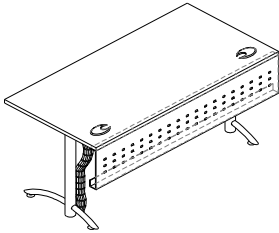


Conference table

How to order?
3060RECMMIMCF24N
 (AC / ACL / ACT) (SN / BL)
 (ACTR / ACTL / ACTRL)

ACADEMIC BROCHURE**IMPORTANT :** The metal standard color is SATIN NICKEL "SN"Also available in black : change **SN** to **BL****EX :** AC-3060RECMMIMCF24NSN for AC-3060RECMMIMCF24NBL

**** All Legs, channels & modesty panels ****
 are installed with threaded
 metal-to-metal connection.

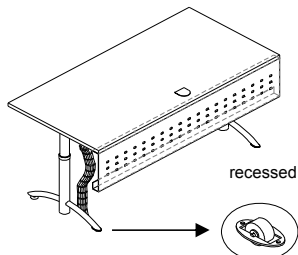
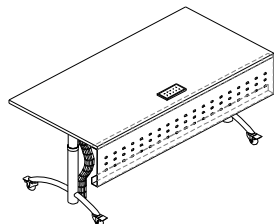
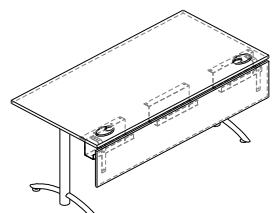
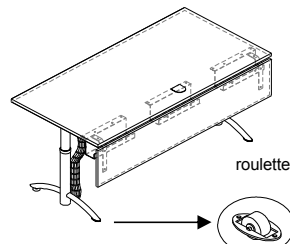
	PRODUCTS	CODES	FINISH	
			AC	ACL
	AC-1A - Rectangular work surface with two standard (CAPF) satin nickel grommets on each side; - Fixed satin nickel "C" legs of 2-1/2" diameter with levelers. - 3 Fixed 14" metal channels, satin nickel finish; - Tilting melamine modesty panel, 5/8" thick, 12" high with 2 plastic latches and 2 hinges. - Wire management spine 2" Ø (Available only in grey plastic)	A B		
		3060RECMMIMCF24NSN SPINE	1103 122	1323 122
		Total :	1225	1445
	AC-1B - Rectangular work surface with two standard (CAPF) satin nickel grommets on each side; - Adjustable satin nickel "C" legs of 2-1/2" diameter with levelers & recessed casters; - 3 Fixed 14" metal channels, satin nickel finish; - Tilting embossed metal modesty panel, 12" high with 2 plastic latches and 2 hinges. - Wire management spine 2" Ø (Available only in grey plastic)	3060RECMMIMECA24ENSN SPINE	1447 122	1683 122
		Total :	1569	1805
	AC-1C - Rectangular work surface with two standard (CAPF) satin nickel grommets on each side; - Adjustable satin nickel "T" legs of 2-1/2" diameter with levelers; - 3 Fixed 14" metal channels, satin nickel finish; - Tilting glass (screen 04) modesty panel with aluminium frame, 12" high with 2 plastic latches and 2 hinges; - Wire management spine 2" Ø (Available only in grey plastic)	3060RECMMIPVTA24WFSN SPINE	1544 122	1786 122
		Total :	1666	1908
	AC-2A - Rectangular work surface with two standard (CAPF) satin nickel grommets on each side; - Adjustable satin nickel "C" legs of 2-1/2" diameter with levelers; - Fixed embossed metal modesty panel of 12" high with integrated channel system. - Wire management spine 2" Ø (Available only in grey plastic)	3060REMFMECA24NSN SPINE	1033 122	1252 122
		Total :	1155	1374

IMPORTANT : The metal standard color is SATIN NICKEL "SN"

Also available in black : change **SN** to **BL**

EX : AC-3060REMFMETA24EN**SN** for AC-3060REMFMETA24EN**BL**

**** All legs, channels and modesty panels ****
are installed installed with threaded
metal-to metal connection.

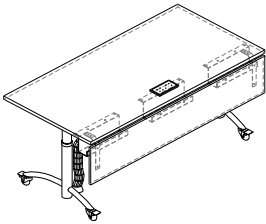
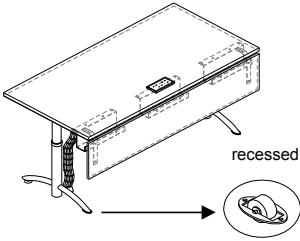
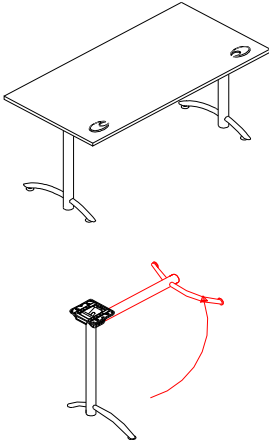
	PRODUCTS	CODES	FINISH	
			AC	ACL
	AC-2B - Rectangular worksurface with POP-UP1 communication box; - Adjustable satin nickel "T" legs of 2-1/2" diameter with levelers & recessed casters; - Fixed embossed metal modesty panel of 12" high with integrated channel system. - Wire management spine 2" Ø (Available only in grey plastic).	A B		
		3060REMFMETA24ENSN	1089	1309
		POP-UP1	253	253
		SPINE	122	122
		Total :	1464	1684
	AC-2C - Rectangular worksurface with MPORT communication box; - Adjustable satin nickel "C" legs of 2-1/2" diameter with locking casters; - Fixed embossed metal modesty panel of 12" high with integrated channel system. - Wire management spine 2" Ø (Available only in grey plastic).	3060REMFMECA24WFSN	1089	1309
		MPORTSN	301	301
		SPINE	122	122
		Total :	1512	1732
	AC-3A - Rectangular worksurface with two standard (CAPF) satin nickel grommets on each side; - Fixed satin nickel "T" legs of 2-1/2" diameter with levelers; - 3 Fixed 14" metal channels, satin nickel finish; - Fixed melamine modesty panel, 5/8" thick, 12" high with 2 satin nickel supports (SFM).	3060RECMMFMTF24NSN	999	1214
		Total :	999	1214
	AC-3B - Rectangular worksurface with POP-UP1 communication box; - Adjustable satin nickel "T" legs of 2-1/2" diameter with levelers & recessed casters; - 3 Fixed 14" metal channels, satin nickel finish; - Fixed melamine modesty panel, 5/8" thick, 12" high with 2 satin nickel supports (SFM); - Wire management spine 2" Ø (Available only in grey plastic).	3060RECMMFMTA24ENSN	1220	1447
		POP-UP1	253	253
		SPINE	122	122
		Total :	1595	1822

IMPORTANT : The metal standard color is SATIN NICKEL "SN"

Also available in black : change **SN** to **BL**

EX : AC- 3060REMFMC A24WFSN for AC- 3060REMFMC A24WFBL

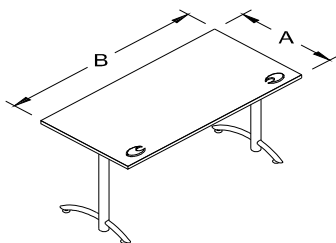
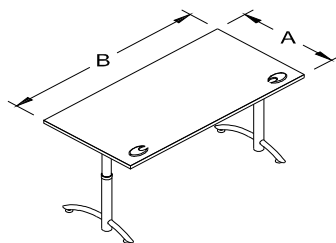
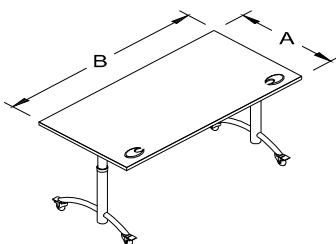
**** All legs, channels and modesty panels ****
are installed installed with threaded
metal-to metal connection.

	PRODUCTS	CODES	FINISH	
			AC	ACL
	AC-3C - Rectangular worksurface with MPORT communication box; - Adjustable satin nickel "C" legs of 2-1/2" diameter with locking casters; - 3 Fixed 14" metal channels, satin nickel finish; - Fixed melamine modesty panel, 5/8" thick, 12" high with 2 satin nickel supports (SFM); - Wire management spine 2" Ø (Available only in grey plastic).	A B		
		3060RECMMFMCA24WFSN	1220	1447
		MPORTSN	252	252
		SPINE	102	102
		Total :	1574	1801
	AC-3D - Rectangular worksurface with MPORT communication box; - Adjustable satin nickel "T" legs of 2-1/2" diameter with levelers & recessed casters; - 3 Fixed 14" metal channels, satin nickel finish; - Fixed melamine modesty panel, 5/8" thick, 12" high with 2 satin nickel supports (SFM); - Wire management spine 2" Ø (Available only in grey plastic).	3060RECMMFMTA24ENSN	1220	1447
		MPORTSN	252	252
		SPINE	102	102
		Total :	1574	1801
	AC-4 - Rectangular worksurface with two standard (CAPF) satin nickel grommets on each side; - Fixed satin nickel "C" legs of 2-1/2" diameter with levelers; - Folding leg mechanism. ** No modesty can be installed with the folding leg mechanism. **	3060RECF24NSNFL	1008	1211


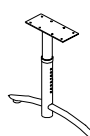

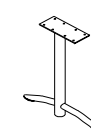

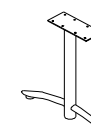
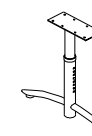
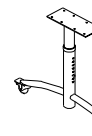
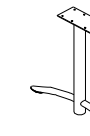
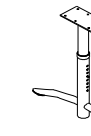
How to order?
2448RECF24N
 (AC / ACL) (SN / BL)

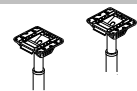
RECTANGULAR WORKSURFACE**IMPORTANT :** The metal standard color is SATIN NICKEL "SN"Also available in black : change **SN** to **BL****EX :** AC-2448RECF24NSN for AC-2448RECF24NBL

**** All legs, channels and modesty panels ****
 are installed installed with threaded
 metal-to metal connection.

	PRODUCTS	CODES	FINISH	
			AC	ACL
	- Rectangular worksurface with two standard (CAPF) satin nickel grommets on each side; - Fixed satin nickel "C" legs of 2-1/2" diameter with levelers.	A B		
		2448RECF24NSN	633	774
		2454RECF24NSN	647	802
		2460RECF24NSN	669	833
		2466RECF24NSN	681	868
		2472RECF24NSN	701	898
		3048RECF24NSN	669	833
		3054RECF24NSN	689	875
		3060RECF24NSN	710	911
		3066RECF24NSN	729	947
		3072RECF24NSN	751	990
	- Rectangular worksurface with two standard (CAPF) satin nickel grommets on each side; - Adjustable satin nickel "C" legs of 2-1/2" diameter with levelers.	2448RECA24NSN	744	888
		2454RECA24NSN	757	919
		2460RECA24NSN	778	947
		2466RECA24NSN	793	985
		2472RECA24NSN	813	1013
		3048RECA24NSN	778	947
		3054RECA24NSN	798	990
		3060RECA24NSN	820	1027
		3066RECA24NSN	841	1063
		3072RECA24NSN	860	1106
	- Rectangular worksurface with two standard (CAPF) satin nickel grommets on each side; - Adjustable satin nickel "C" legs of 2-1/2" diameter with locking casters.	2448RECA24WFSN	798	947
		2454RECA24WFSN	813	975
		2460RECA24WFSN	833	1005
		2466RECA24WFSN	846	1042
		2472RECA24WFSN	868	1071
		3048RECA24WFSN	833	1005
		3054RECA24WFSN	855	1049
		3060RECA24WFSN	875	1085
		3066RECA24WFSN	896	1121
		3072RECA24WFSN	916	1164

Addition per table for legs of 2-1/2" diameter and of 30" spread:

									
CF30NSN CF30NBL \$79 retail	CA30NSN CA30NBL \$79 retail	CA30WFSN CA30WFBL \$79 retail	CF30ENSN CF30ENBL \$79 retail	CA30ENSN CA30ENBL \$79 retail	TF30NSN TF30NBL \$79 retail	TA30NSN TA30NBL \$79 retail	TA30WFSN TA30WFBL \$79 retail	TF30ENSN TF30ENBL \$79 retail	TA30ENSN TA30ENBL \$79 retail

OPTION

Folding leg mechanism (no modesty can be installed with the folding leg mechanism).
 (sold in set of two mechanisms)

FL**341**

**** The mechanism is available for rectangular surfaces and double convex surfaces of 60" and more. ****



Folding table mechanism (no modesty can be installed with the folding table mechanism).
 (sold in set of two mechanisms with ganger bar)

FT**619**

**** The mechanism is available for rectangular surfaces and double convex surfaces. ****



Black reinforcing bar 11 GA for tables of 60" and more without modesty or channel (sold separately).

BST60**56**

* Non available for FT mechanism *

BST66**64**

** No cpu or keyboard can be installed with the reinforcing bar. **

BST72**69**

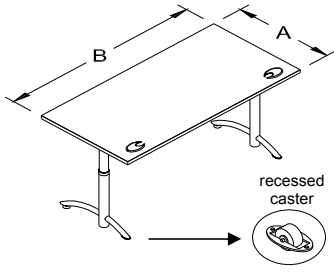
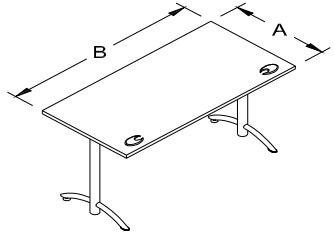
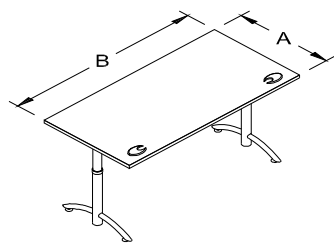
**** The three options are available for rectangular surfaces and double convex surfaces ****

*** Add FL, FT or BST at the end of the code Ex : 3060RECF24NSNFL ***


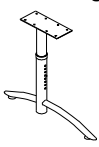
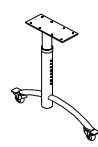

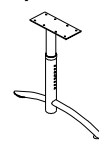

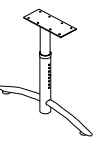
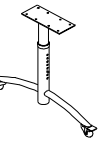
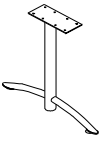
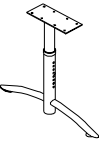
RECTANGULAR WORKSURFACE

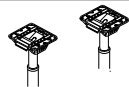
IMPORTANT : The metal standard color is SATIN NICKEL "SN"Also available in black : change **SN** to **BL****EX :** AC-2448RECA24ENSN for AC-2448RECA24ENBL

**** All legs, channels and modesty panels ****
are installed installed with threaded
metal-to metal connection.

	PRODUCTS	CODES	FINISH	
			AC	ACL
 <p>- Rectangular work surface with two standard (CAPF) satin nickel grommets on each side; - Adjustable satin nickel "C" legs of 2-1/2" diameter with levelers & recessed casters.</p>		A B		
		2448RECA24ENSN	798	947
		2454RECA24ENSN	813	975
		2460RECA24ENSN	833	1005
		2466RECA24ENSN	846	1042
		2472RECA24ENSN	868	1071
		3048RECA24ENSN	833	1005
		3054RECA24ENSN	855	1049
		3060RECA24ENSN	875	1085
		3066RECA24ENSN	896	1121
		3072RECA24ENSN	916	1164
 <p>- Rectangular work surface with two standard (CAPF) satin nickel grommets on each side; - Fixed satin nickel "T" legs of 2-1/2" diameter with levelers.</p>		2448RETF24NSN	579	715
		2454RETF24NSN	592	746
		2460RETF24NSN	614	774
		2466RETF24NSN	627	810
		2472RETF24NSN	647	838
		3048RETF24NSN	614	774
		3054RETF24NSN	633	817
		3060RETF24NSN	654	854
		3066RETF24NSN	675	888
		3072RETF24NSN	696	933
 <p>- Rectangular work surface with two standard (CAPF) satin nickel grommets on each side; - Adjustable satin nickel "T" legs of 2-1/2" diameter with levelers.</p>		2448RETA24NSN	744	888
		2454RETA24NSN	757	919
		2460RETA24NSN	778	947
		2466RETA24NSN	793	985
		2472RETA24NSN	813	1013
		3048RETA24NSN	778	947
		3054RETA24NSN	798	990
		3060RETA24NSN	820	1027
		3066RETA24NSN	841	1063
		3072RETA24NSN	860	1106

Addition per table for legs of 2-1/2" diameter and of 30" spread:

									
CF30NSN CF30NBL \$79 retail	CA30NSN CA30NBL \$79 retail	CA30WFSN CA30WFBL \$79 retail	CF30ENSN CF30ENBL \$79 retail	CA30ENSN CA30ENBL \$79 retail	TF30NSN TF30NBL \$79 retail	TA30NSN TA30NBL \$79 retail	TA30WFSN TA30WFBL \$79 retail	TF30ENSN TF30ENBL \$79 retail	TA30ENSN TA30ENBL \$79 retail

OPTION

Folding leg mechanism (no modesty can be installed with the folding leg mechanism).
(sold in set of two mechanisms)

FL

341

**** The mechanism is available for rectangular surfaces and double convex surfaces of 60" and more. ****



Folding table mechanism (no modesty can be installed with the folding table mechanism).
(sold in set of two mechanisms with ganger bar)

FT

619

**** The mechanism is available for rectangular surfaces and double convex surfaces. ****



Black reinforcing bar 11 GA for tables of 60" and more without modesty or channel (sold separately).

BST60

56

* Non available for FT mechanism *

BST66

64

** No cpu or keyboard can be installed with the reinforcing bar. **

BST72

69

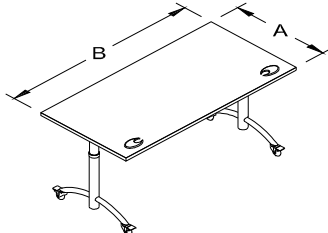
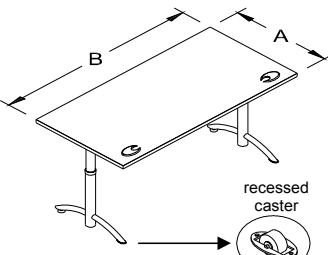
**** The three options are available for rectangular surfaces and double convex surfaces ****

*** Add FL, FT or BST at the end of the code Ex : 3060RECF24NSNFL ***

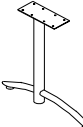
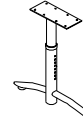
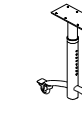



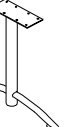
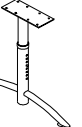
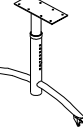
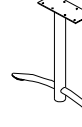
How to order?
_ 2448RETA24WF _
 (AC / ACL) (SN / BL)

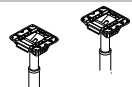
RECTANGULAR WORKSURFACE**IMPORTANT :** The metal standard color is SATIN NICKEL "SN"Also available in black : change **SN** to **BL****EX :** AC-2448RETA24WFSN for AC-2448RETA24WFB

**** All legs, channels and modesty panels ****
are installed installed with threaded
metal-to metal connection.

	PRODUCTS	CODES	FINISH	
			AC	ACL
	- Rectangular worksurface with two standard (CAPF) satin nickel grommets on each side; - Adjustable satin nickel "T" legs of 2-1/2" diameter with locking casters.	A B		
		2448RETA24WFSN	798	947
		2454RETA24WFSN	813	975
		2460RETA24WFSN	833	1005
		2466RETA24WFSN	846	1042
		2472RETA24WFSN	868	1071
		3048RETA24WFSN	833	1005
		3054RETA24WFSN	855	1049
		3060RETA24WFSN	875	1085
		3066RETA24WFSN	896	1121
		3072RETA24WFSN	916	1164
	- Rectangular worksurface with two standard (CAPF) satin nickel grommets on each side; - Adjustable satin nickel "T" legs of 2-1/2" diameter with levelers & recessed casters.	2448RETA24ENSN	798	947
		2454RETA24ENSN	813	975
		2460RETA24ENSN	833	1005
		2466RETA24ENSN	846	1042
		2472RETA24ENSN	868	1071
		3048RETA24ENSN	833	1005
		3054RETA24ENSN	855	1049
		3060RETA24ENSN	875	1085
		3066RETA24ENSN	896	1121
		3072RETA24ENSN	916	1164

Addition per table for legs of 2-1/2" diameter and of 30" spread:

									
CF30NSN CF30NBL \$79 retail	CA30NSN CA30NBL \$79 retail	CA30WFSN CA30WFB \$79 retail	CF30ENSN CF30ENBL \$79 retail	CA30ENSN CA30ENBL \$79 retail	TF30NSN TF30NBL \$79 retail	TA30NSN TA30NBL \$79 retail	TA30WFSN TA30WFB \$79 retail	TF30ENSN TF30ENBL \$79 retail	TA30ENSN TA30ENBL \$79 retail

OPTION

Folding leg mechanism (no modesty can be installed with the folding leg mechanism).(sold in set of two mechanisms)

FL**341**

**** The mechanism is available for rectangular surfaces and double convex surfaces of 60" and more. ****



Folding table mechanism (no modesty can be installed with the folding table mechanism).(sold in set of two mechanisms with ganger bar)

FT**619**

**** The mechanism is available for rectangular surfaces and double convex surfaces. ****



Black reinforcing bar 11 GA for tables of 60" and more without modesty or channel (sold separately).

BST60**56**

* Non available for FT mechanism *

BST66**64**

** No cpu or keyboard can be installed with the reinforcing bar. **

BST72**69**

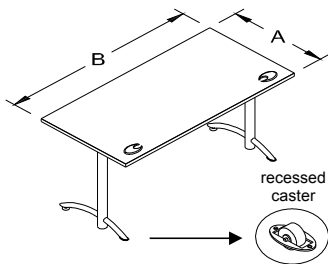
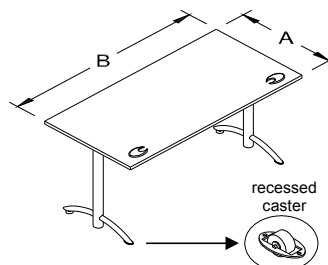
**** The three options are available for rectangular surfaces and double convex surfaces ****

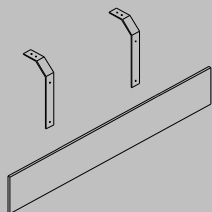
*** Add FL, FT or BST at the end of the code Ex : 3060RECF24NSNFL ***

How to order?
_ 2448RECF24EN _
 (AC / ACL) (SN / BL)

RECTANGULAR WORKSURFACE**IMPORTANT :** The metal standard color is SATIN NICKEL "SN"Also available in black : change **SN** to **BL****EX :** AC-2448RECF24EN**SN** for AC-2448RECF24EN**NBL**

**** All legs, channels and modesty panels ****
are installed installed with threaded
metal-to metal connection.

	PRODUCTS	CODES	FINISH	
			AC	ACL
	- Rectangular worksurface with two standard (CAPF) satin nickel grommets on each side; - Fixed satin nickel "C" legs of 2-1/2" diameter with levelers & recessed casters.	A B		
		2448RECF24EN SN	757	903
		2454RECF24EN SN	771	933
		2460RECF24EN SN	793	962
		2466RECF24EN SN	805	998
		2472RECF24EN SN	827	1027
		3048RECF24EN SN	793	962
		3054RECF24EN SN	813	1005
		3060RECF24EN SN	833	1042
		3066RECF24EN SN	855	1076
		3072RECF24EN SN	875	1121
	- Rectangular worksurface with two standard (CAPF) satin nickel grommets on each side; - Fixed satin nickel "T" legs of 2-1/2" diameter with levelers & recessed casters.	2448RETF24EN SN	606	746
		2454RETF24EN SN	620	774
		2460RETF24EN SN	642	802
		2466RETF24EN SN	654	838
		2472RETF24EN SN	675	868
		3048RETF24EN SN	642	802
		3054RETF24EN SN	660	845
		3060RETF24EN SN	681	883
		3066RETF24EN SN	701	919
		3072RETF24EN SN	723	962



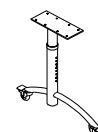
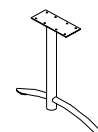
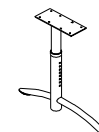

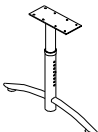
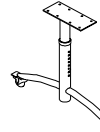
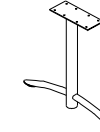
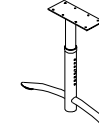
Addition for table with MFM modesty

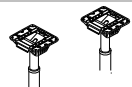
- Fixed melamine modesty panel, 5/8" thick, 12" high with 2 satin nickel supports (SFM).

48"	158
54"	171
60"	177
66"	191
72"	197

*** Add **MFM** after the surface code **Ex :** 3060REMFMCF24NSN ***

Addition per table for legs of 2-1/2" diameter and of 30" spread:

									
CF30NSN CF30NBL \$79 retail	CA30NSN CA30NBL \$79 retail	CA30WFSN CA30WFBL \$79 retail	CF30ENSN CF30ENBL \$79 retail	CA30ENSN CA30ENBL \$79 retail	TF30NSN TF30NBL \$79 retail	TA30NSN TA30NBL \$79 retail	TA30WFSN TA30WFBL \$79 retail	TF30ENSN TF30ENBL \$79 retail	TA30ENSN TA30ENBL \$79 retail

OPTION

Folding leg mechanism (no modesty can be installed with the folding leg mechanism).(sold in set of two mechanisms)

FL**341**

**** The mechanism is available for rectangular surfaces and double convex surfaces of 60" and more. ****



Folding table mechanism (no modesty can be installed with the folding table mechanism).(sold in set of two mechanisms with ganger bar)

FT**619**

**** The mechanism is available for rectangular surfaces and double convex surfaces. ****



Black reinforcing bar 11 GA for tables of 60" and more without modesty or channel (sold separately).

BST60**56**

*** Non available for FT mechanism ***

BST66**64**

**** No cpu or keyboard can be installed with the reinforcing bar. ****

BST72**69**

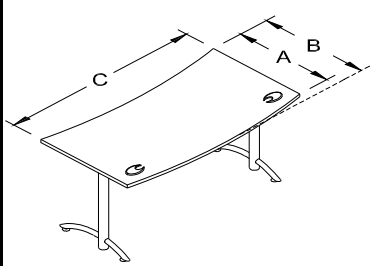
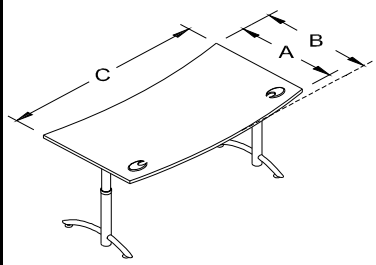
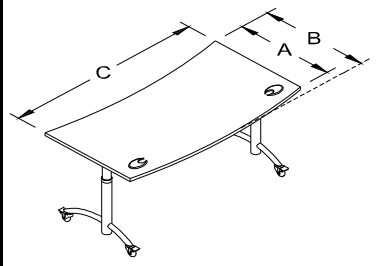
**** The three options are available for rectangular surfaces and double convex surfaces ****

*** Add **FL**, **FT** or **BST** at the end of the code **Ex :** 3060RECF24NSNFL ***


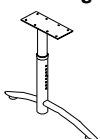
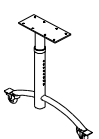


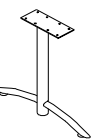
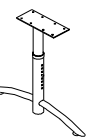
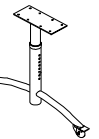
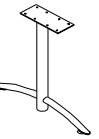
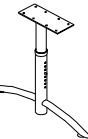
How to order?
242748RXC24N
 (AC / ACL) (SN / BL)

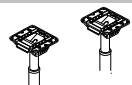
DOUBLE CONVEX WORKSURFACE**IMPORTANT :** The metal standard color is SATIN NICKEL "SN"Also available in black : change **SN** to **BL****EX :** AC-2448RXC24NSN for AC-2448RXC24NBL

**** All legs, channels and modesty panels ****
are installed installed with threaded
metal-to metal connection.

	PRODUCTS	CODES	FINISH	
			AC	ACL
 <p>- Double convex work surface with two standard (CAPF) satin nickel grommets on each side; - Fixed satin nickel "C" legs of 2-1/2" diameter with levelers.</p>		A B C		
		242748RXC24NSN	660	802
		242754RXC24NSN	681	833
		242760RXC24NSN	701	868
		242766RXC24NSN	723	903
		242772RXC24NSN	744	941
		303348RXC24NSN	701	868
		303354RXC24NSN	723	911
		303360RXC24NSN	751	953
		303366RXC24NSN	778	998
		303372RXC24NSN	798	1042
 <p>- Double convex work surface with two standard (CAPF) satin nickel grommets on each side; - Adjustable satin nickel "C" legs of 2-1/2" diameter with levelers.</p>		242748RXC24NSN	771	919
		242754RXC24NSN	793	947
		242760RXC24NSN	813	985
		242766RXC24NSN	833	1020
		242772RXC24NSN	855	1056
		303348RXC24NSN	813	985
		303354RXC24NSN	833	1027
		303360RXC24NSN	860	1071
		303366RXC24NSN	889	1112
		303372RXC24NSN	908	1158
 <p>- Double convex work surface with two standard (CAPF) satin nickel grommets on each side; - Adjustable satin nickel "C" legs of 2-1/2" diameter with locking casters.</p>		242748RXC24WFSN	827	975
		242754RXC24WFSN	846	1005
		242760RXC24WFSN	868	1042
		242766RXC24WFSN	889	1076
		242772RXC24WFSN	908	1112
		303348RXC24WFSN	868	1042
		303354RXC24WFSN	889	1085
		303360RXC24WFSN	916	1128
		303366RXC24WFSN	943	1172
		303372RXC24WFSN	965	1214

Addition per table for legs of 2-1/2" diameter and of 30" spread:

									
CF30NSN CF30NBL \$79 retail	CA30NSN CA30NBL \$79 retail	CA30WFSN CA30WFBL \$79 retail	CF30ENSN CF30ENBL \$79 retail	CA30ENSN CA30ENBL \$79 retail	TF30NSN TF30NBL \$79 retail	TA30NSN TA30NBL \$79 retail	TA30WFSN TA30WFBL \$79 retail	TF30ENSN TF30ENBL \$79 retail	TA30ENSN TA30ENBL \$79 retail

OPTION

Folding leg mechanism (no modesty can be installed with the folding leg mechanism).(sold in set of two mechanisms)

FL**341**

**** The mechanism is available for rectangular surfaces and double convex surfaces of 60" and more. ****



Folding table mechanism (no modesty can be installed with the folding table mechanism).(sold in set of two mechanisms with ganger bar)

FT**619**

**** The mechanism is available for rectangular surfaces and double convex surfaces. ****



Black reinforcing bar 11 GA for tables of 60" and more without modesty or channel (sold separately).

BST60**56**

*** Non available for FT mechanism ***

BST66**64**

**** No cpu or keyboard can be installed with the reinforcing bar. ****

BST72**69**

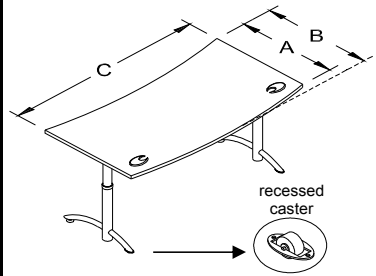
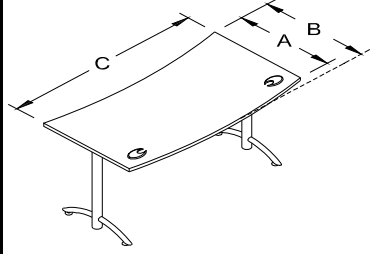
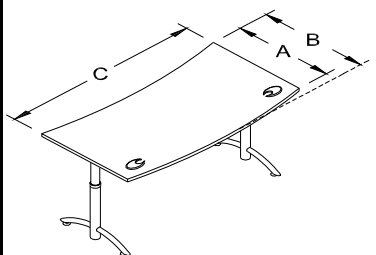
**** The three options are available for rectangular surfaces and double convex surfaces ****

***** Add FL, FT or BST at the end of the code Ex : 3060RECF24NSNFL *****


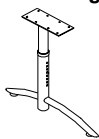
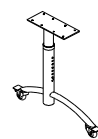

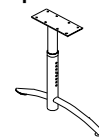

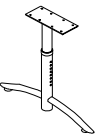
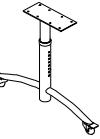
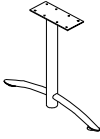
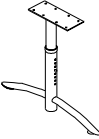
How to order?
_ 242748RXCA24EN _
 (AC / ACL) (SN / BL)

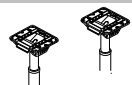
DOUBLE CONVEX WORKSURFACE**IMPORTANT :** The metal standard color is SATIN NICKEL "SN"Also available in black : change **SN** to **BL****EX :** AC-2448RXCA24ENSN for AC-2448RXCA24ENBL

**** All legs, channels and modesty panels ****
are installed installed with threaded
metal-to metal connection.

	PRODUCTS	CODES	FINISH	
			AC	ACL
 <p>- Double convex work surface with two standard (CAPF) satin nickel grommets on each side; - Adjustable satin nickel "C" legs of 2-1/2" diameter with levelers & recessed casters.</p>		A B C		
		242748RXCA24ENSN	827	975
		242754RXCA24ENSN	846	1005
		242760RXCA24ENSN	868	1042
		242766RXCA24ENSN	889	1076
		242772RXCA24ENSN	908	1112
		303348RXCA24ENSN	868	1042
		303354RXCA24ENSN	889	1085
		303360RXCA24ENSN	916	1128
		303366RXCA24ENSN	943	1172
		303372RXCA24ENSN	965	1214
 <p>- Double convex work surface with two standard (CAPF) satin nickel grommets on each side; - Fixed satin nickel "T" legs of 2-1/2" diameter with levelers.</p>		242748RXTF24NSN	606	746
		242754RXTF24NSN	627	774
		242760RXTF24NSN	647	810
		242766RXTF24NSN	669	845
		242772RXTF24NSN	689	883
		303348RXTF24NSN	647	810
		303354RXTF24NSN	669	854
		303360RXTF24NSN	696	898
		303366RXTF24NSN	723	941
		303372RXTF24NSN	744	985
 <p>- Double convex work surface with two standard (CAPF) satin nickel grommets on each side; - Adjustable satin nickel "T" legs of 2-1/2" diameter with levelers.</p>		242748RXTA24NSN	771	919
		242754RXTA24NSN	793	947
		242760RXTA24NSN	813	985
		242766RXTA24NSN	833	1020
		242772RXTA24NSN	855	1056
		303348RXTA24NSN	813	985
		303354RXTA24NSN	833	1027
		303360RXTA24NSN	860	1071
		303366RXTA24NSN	889	1112
		303372RXTA24NSN	908	1158

Addition per table for legs of 2-1/2" diameter and of 30" spread:

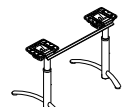
									
CF30NSN CF30NBL \$79 retail	CA30NSN CA30NBL \$79 retail	CA30WFSN CA30WFBL \$79 retail	CF30ENSN CF30ENBL \$79 retail	CA30ENSN CA30ENBL \$79 retail	TF30NSN TF30NBL \$79 retail	TA30NSN TA30NBL \$79 retail	TA30WFSN TA30WFBL \$79 retail	TF30ENSN TF30ENBL \$79 retail	TA30ENSN TA30ENBL \$79 retail

OPTION

Folding leg mechanism (no modesty can be installed with the folding leg mechanism).(sold in set of two mechanisms)

FL**341**

**** The mechanism is available for rectangular surfaces and double convex surfaces of 60" and more. ****



Folding table mechanism (no modesty can be installed with the folding table mechanism).(sold in set of two mechanisms with ganger bar)

FT**619**

**** The mechanism is available for rectangular surfaces and double convex surfaces. ****



Black reinforcing bar 11 GA for tables of 60" and more without modesty or channel (sold separately).

BST60**56**

*** Non available for FT mechanism ***

BST66**64**

**** No cpu or keyboard can be installed with the reinforcing bar. ****

BST72**69**

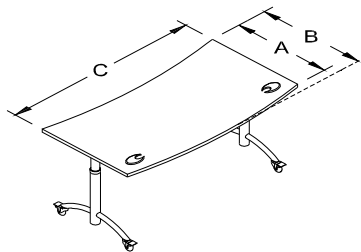
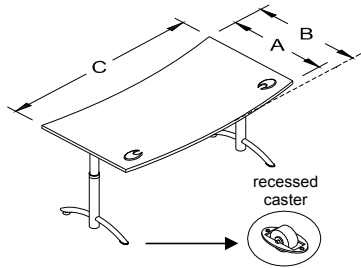
**** The three options are available for rectangular surfaces and double convex surfaces ****

***** Add FL, FT or BST at the end of the code Ex : 3060RECF24NSNFL *****


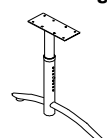
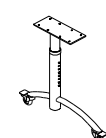

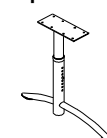

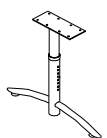
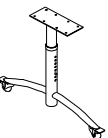
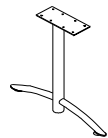
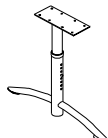
How to order?
_ 242748RXTA24WF _
 (AC / ACL) (SN / BL)

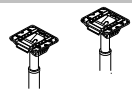
DOUBLE CONVEX WORKSURFACE**IMPORTANT :** The metal standard color is SATIN NICKEL "SN"Also available in black : change **SN** to **BL****EX :** AC-2448RXTA24WFSN for AC-2448RXTA24WFBL

**** All legs, channels and modesty panels ****
are installed installed with threaded
metal-to metal connection.

	PRODUCTS	CODES	FINISH	
			AC	ACL
	<ul style="list-style-type: none">- Double convex worksurface with two standard (CAPF) satin nickel grommets on each side;- Adjustable satin nickel "T" legs of 2-1/2" diameter with locking casters.	A B C		
		242748RXTA24WFSN	827	975
		242754RXTA24WFSN	846	1005
		242760RXTA24WFSN	868	1042
		242766RXTA24WFSN	889	1076
		242772RXTA24WFSN	908	1112
		303348RXTA24WFSN	868	1042
		303354RXTA24WFSN	889	1085
		303360RXTA24WFSN	916	1128
		303366RXTA24WFSN	943	1172
		303372RXTA24WFSN	965	1214
	<ul style="list-style-type: none">- Double convex worksurface with two standard (CAPF) satin nickel grommets on each side;- Adjustable satin nickel "T" legs of 2-1/2" diameter with levelers & recessed casters.	242748RXTA24ENSN	827	975
		242754RXTA24ENSN	846	1005
		242760RXTA24ENSN	868	1042
		242766RXTA24ENSN	889	1076
		242772RXTA24ENSN	908	1112
		303348RXTA24ENSN	868	1042
		303354RXTA24ENSN	889	1085
		303360RXTA24ENSN	916	1128
		303366RXTA24ENSN	943	1172
		303372RXTA24ENSN	965	1214

Addition per table for legs of 2-1/2" diameter and of 30" spread:

									
CF30NSN CF30NBL \$79 retail	CA30NSN CA30NBL \$79 retail	CA30WFSN CA30WFBL \$79 retail	CF30ENSN CF30ENBL \$79 retail	CA30ENSN CA30ENBL \$79 retail	TF30NSN TF30NBL \$79 retail	TA30NSN TA30NBL \$79 retail	TA30WFSN TA30WFBL \$79 retail	TF30ENSN TF30ENBL \$79 retail	TA30ENSN TA30ENBL \$79 retail

OPTION

Folding leg mechanism (no modesty can be installed with the folding leg mechanism).(sold in set of two mechanisms)

FL**341**

**** The mechanism is available for rectangular surfaces and double convex surfaces of 60" and more. ****



Folding table mechanism (no modesty can be installed with the folding table mechanism).(sold in set of two mechanisms with ganger bar)

FT**619**

**** The mechanism is available for rectangular surfaces and double convex surfaces. ****



Black reinforcing bar 11 GA for tables of 60" and more without modesty or channel (sold separately).

BST60**56**

* Non available for FT mechanism *

BST66**64**

** No cpu or keyboard can be installed with the reinforcing bar. **

BST72**69**

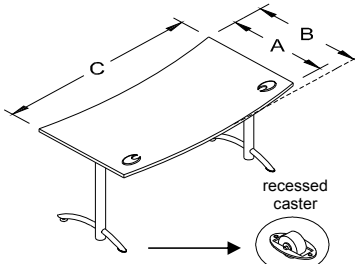
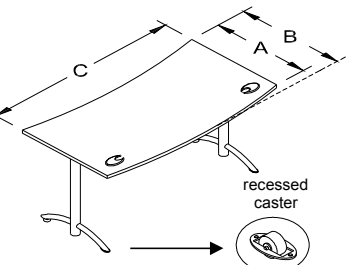
**** The three options are available for rectangular surfaces and double convex surfaces ****

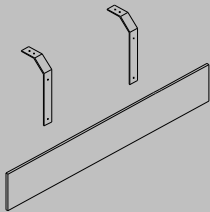
*** Add **FL**, **FT** or **BST** at the end of the code **Ex :** 3060RECF24NSNFL ***

How to order?
_ 242748RXC24EN _
 (AC / ACL) (SN / BL)

DOUBLE CONVEX WORKSURFACE**IMPORTANT :** The metal standard color is SATIN NICKEL "SN"Also available in black : change **SN** to **BL****EX :** AC-2448RXC24ENSN for AC-2448RXC24ENBL

**** All legs, channels and modesty panels ****
are installed installed with threaded
metal-to metal connection.

	PRODUCTS	CODES	FINISH	
			AC	ACL
	- Double convex worksurface with two standard (CAPF) satin nickel grommets on each side; - Fixed satin nickel "C" legs of 2-1/2" diameter with levelers & recessed casters.	A B C		
		242748RXC24ENSN	784	933
		242754RXC24ENSN	805	962
		242760RXC24ENSN	827	998
		242766RXC24ENSN	846	1033
		242772RXC24ENSN	868	1071
		303348RXC24ENSN	827	998
		303354RXC24ENSN	846	1042
		303360RXC24ENSN	875	1085
		303366RXC24ENSN	902	1128
		303372RXC24ENSN	924	1172
	- Double convex worksurface with two standard (CAPF) satin nickel grommets on each side; - Fixed satin nickel "T" legs of 2-1/2" diameter with levelers & recessed casters.	242748RXT24ENSN	633	774
		242754RXT24ENSN	654	802
		242760RXT24ENSN	675	838
		242766RXT24ENSN	696	875
		242772RXT24ENSN	716	911
		303348RXT24ENSN	675	838
		303354RXT24ENSN	696	883
		303360RXT24ENSN	723	925
		303366RXT24ENSN	751	970
		303372RXT24ENSN	771	1013


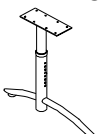
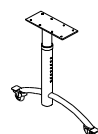
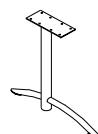
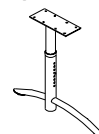

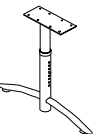
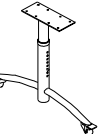

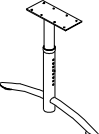
Addition for table with MFM modesty

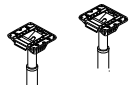
- Fixed melamine modesty panel, 5/8" thick, 12" high with 2 satin nickel supports (SFM).

48"	158
54"	171
60"	177
66"	191
72"	197

*** Add **MFM** after the surface code **Ex :** 3060RXMFMC24NSN ***

Addition per table for legs of 2-1/2" diameter and of 30" spread:

									
CF30NSN CF30NBL \$79 retail	CA30NSN CA30NBL \$79 retail	CA30WFSN CA30WFBL \$79 retail	CF30ENSN CF30ENBL \$79 retail	CA30ENSN CA30ENBL \$79 retail	TF30NSN TF30NBL \$79 retail	TA30NSN TA30NBL \$79 retail	TA30WFSN TA30WFBL \$79 retail	TF30ENSN TF30ENBL \$79 retail	TA30ENSN TA30ENBL \$79 retail

OPTION

Folding leg mechanism (no modesty can be installed with the folding leg mechanism).(sold in set of two mechanisms)

FL 341

**** The mechanism is available for rectangular surfaces and double convex surfaces of 60" and more. ****



Folding table mechanism (no modesty can be installed with the folding table mechanism).(sold in set of two mechanisms with ganger bar)

FT 619

**** The mechanism is available for rectangular surfaces and double convex surfaces. ****



Black reinforcing bar 11 GA for tables of 60" and more without modesty or channel (sold separately).

BST60 56

*** Non available for FT mechanism ***

BST66 64

**** No cpu or keyboard can be installed with the reinforcing bar. ****

BST72 69

**** The three options are available for rectangular surfaces and double convex surfaces ****

*** Add **FL**, **FT** or **BST** at the end of the code **Ex :** 3060RECF24NSNFL ***

How to order?

2448TZCF24N

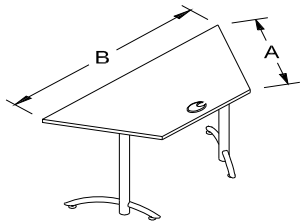
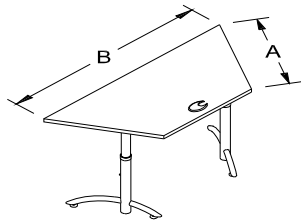
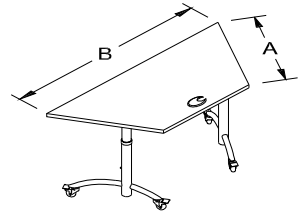
(AC / ACL)

(SN / BL)

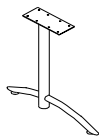
TRAPEZOIDAL WORKSURFACE

IMPORTANT : The metal standard color is SATIN NICKEL "SN"Also available in black : change **SN** to **BL****EX :** 2448TZCF24NSN for AC-2448TZCF24NBL

**** All legs, channels and modesty panels ****
are installed installed with threaded
metal-to metal connection.

	PRODUCTS	CODES	FINISH	
			AC	ACL
 <p>- Trapezoidal worksurface with two standard (CAPF) satin nickel grommets on each side; - Fixed satin nickel "C" legs of 2-1/2" diameter with levelers.</p> <p>Center measurement for: 24" depth: 20-1/2" 30" depth: 25-3/4"</p>	<p>A B</p> <p>2448TZCF24NSN 2454TZCF24NSN 2460TZCF24NSN 2466TZCF24NSN 2472TZCF24NSN 3048TZCF24NSN 3054TZCF24NSN 3060TZCF24NSN 3066TZCF24NSN 3072TZCF24NSN</p>			
 <p>- Trapezoidal worksurface with two standard (CAPF) satin nickel grommets on each side; - Adjustable satin nickel "C" legs of 2-1/2" diameter with levelers.</p> <p>Center measurement for: 24" depth: 20-1/2" 30" depth: 25-3/4"</p>	<p>2448TZCA24NSN 2454TZCA24NSN 2460TZCA24NSN 2466TZCA24NSN 2472TZCA24NSN 3048TZCA24NSN 3054TZCA24NSN 3060TZCA24NSN 3066TZCA24NSN 3072TZCA24NSN</p>			
 <p>- Trapezoidal worksurface with two standard (CAPF) satin nickel grommets on each side; - Adjustable satin nickel "C" legs of 2-1/2" diameter with locking casters.</p> <p>Center measurement for: 24" depth: 20-1/2" 30" depth: 25-3/4"</p>	<p>2448TZCA24WFSN 2454TZCA24WFSN 2460TZCA24WFSN 2466TZCA24WFSN 2472TZCA24WFSN 3048TZCA24WFSN 3054TZCA24WFSN 3060TZCA24WFSN 3066TZCA24WFSN 3072TZCA24WFSN</p>			

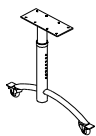
Addition per table for legs of 2-1/2" diameter and of 30" spread:



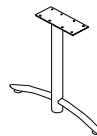
CF30NSN
CF30NBL
\$79 retail



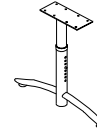
CA30NSN
CA30NBL
\$79 retail



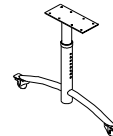
CA30WFSN
CA30WFBL
\$79 retail



TF30NSN
TF30NBL
\$79 retail



TA30NSN
TA30NBL
\$79 retail



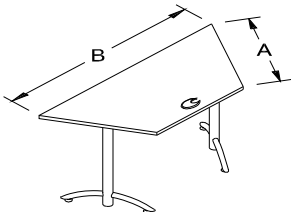
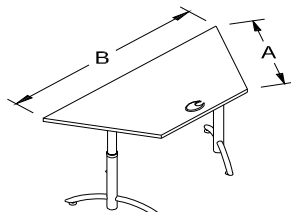
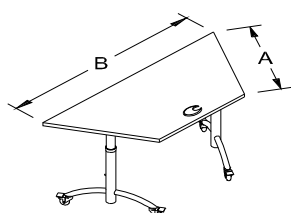
TA30WFSN
TA30WFBL
\$79 retail

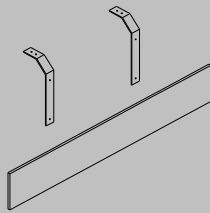
OPTION

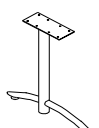

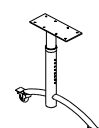
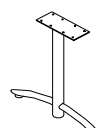
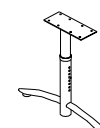
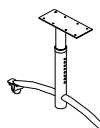
How to order?
2448TZTF24N
 (AC / ACL) (SN / BL)

TRAPEZOIDAL WORKSURFACE**IMPORTANT :** The metal standard color is SATIN NICKEL "SN"Also available in black : change **SN** to **BL****EX :** AC-2448TZCA24ENSN for AC-2448TZCA24ENBL

**** All legs, channels and modesty panels ****
are installed installed with threaded
metal-to metal connection.

	PRODUCTS	CODES	FINISH	
			AC	ACL
	<ul style="list-style-type: none">- Trapezoidal work surface with two standard (CAPF) satin nickel grommets on each side;- Fixed satin nickel "T" legs of 2-1/2" diameter with levelers. <p>Center measurement for: 24" depth: 20-1/2" 30" depth: 25-3/4"</p>	A B		
		2448TZTF24NSN	606	746
		2454TZTF24NSN	627	774
		2460TZTF24NSN	647	810
		2466TZTF24NSN	669	845
		2472TZTF24NSN	689	883
		3048TZTF24NSN	647	810
		3054TZTF24NSN	669	854
		3060TZTF24NSN	696	898
		3066TZTF24NSN	723	941
		3072TZTF24NSN	744	985
	<ul style="list-style-type: none">- Trapezoidal work surface with two standard (CAPF) satin nickel grommets on each side;- Adjustable satin nickel "T" legs of 2-1/2" diameter with levelers. <p>Center measurement for: 24" depth: 20-1/2" 30" depth: 25-3/4"</p>	2448TZTA24NSN	771	919
		2454TZTA24NSN	793	947
		2460TZTA24NSN	813	985
		2466TZTA24NSN	833	1020
		2472TZTA24NSN	855	1056
		3048TZTA24NSN	813	985
		3054TZTA24NSN	833	1027
		3060TZTA24NSN	860	1071
		3066TZTA24NSN	889	1112
		3072TZTA24NSN	908	1158
			<ul style="list-style-type: none">- Trapezoidal work surface with two standard (CAPF) satin nickel grommets on each side;- Adjustable satin nickel "T" legs of 2-1/2" diameter with locking casters. <p>Center measurement for: 24" depth: 20-1/2" 30" depth: 25-3/4"</p>	2448TZTA24WFSN
2454TZTA24WFSN	846			1005
2460TZTA24WFSN	868			1042
2466TZTA24WFSN	889			1076
2472TZTA24WFSN	908			1112
3048TZTA24WFSN	868			1042
3054TZTA24WFSN	889			1085
3060TZTA24WFSN	916			1128
3066TZTA24WFSN	943			1172
3072TZTA24WFSN	965			1214

Addition for table with MFM modesty			
	- Fixed melamine modesty panel, 5/8" thick, 12" high with 2 satin nickel supports (SFM).	48"	158
		54"	171
		60"	177
		66"	191
		72"	197
*** Add MFM after the surface code Ex : 3060TZMFMCF24NSN ***			

Addition per table for legs of 2-1/2" diameter and of 30" spread:					
					
CF30NSN CF30NBL \$79 retail	CA30NSN CA30NBL \$79 retail	CA30WFSN CA30WFB \$79 retail	TF30NSN TF30NBL \$79 retail	TA30NSN TA30NBL \$79 retail	TA30WFSN TA30WFB \$79 retail

How to order?
2448REWMCF24N
 (AC / ACL) (SN / BL)

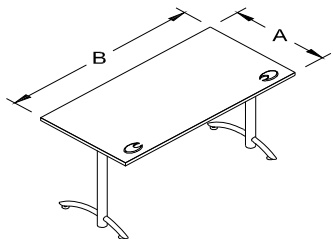
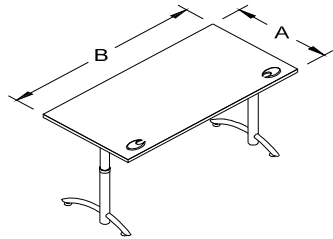
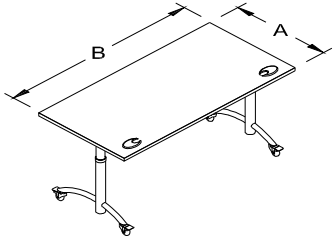
**RECTANGULAR WORKSURFACE
WITH VELCRO TIE "WM"**

IMPORTANT : The metal standard color is SATIN NICKEL "SN"


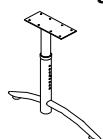
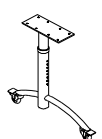

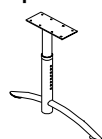

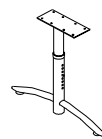
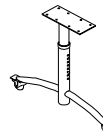
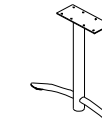
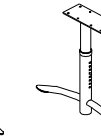
Also available in black : change **SN** to **BL**

EX : AC-2448REWMCF24NSN for AC-2448REWMCF24NBL

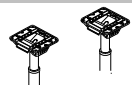
**** All legs, channels and modesty panels ****
are installed installed with threaded
metal-to metal connection.

	PRODUCTS	CODES	FINISH	
			AC	ACL
	- Rectangular worksurface with two standard (CAPF) satin nickel grommets on each side; - Fixed satin nickel "C" legs of 2-1/2" diameter with levelers; - Velcro ties for electrical cable	A B		
		2448REWMCF24NSN	642	781
		2454REWMCF24NSN	654	810
		2460REWMCF24NSN	681	845
		2466REWMCF24NSN	696	883
		2472REWMCF24NSN	716	911
		3048REWMCF24NSN	675	838
		3054REWMCF24NSN	696	883
		3060REWMCF24NSN	723	925
		3066REWMCF24NSN	744	962
		3072REWMCF24NSN	764	1005
	- Rectangular worksurface with two standard (CAPF) satin nickel grommets on each side; - Adjustable satin nickel "C" legs of 2-1/2" diameter with levelers; - Velcro ties for electrical cable	2448REWMCA24NSN	751	898
		2454REWMCA24NSN	764	925
		2460REWMCA24NSN	793	962
		2466REWMCA24NSN	805	998
		2472REWMCA24NSN	827	1027
		3048REWMCA24NSN	784	953
		3054REWMCA24NSN	805	998
		3060REWMCA24NSN	833	1042
		3066REWMCA24NSN	855	1076
		3072REWMCA24NSN	875	1121
	- Rectangular worksurface with two standard (CAPF) satin nickel grommets on each side; - Adjustable satin nickel "C" legs of 2-1/2" diameter with locking casters; - Velcro ties for electrical cable	2448REWMCA24WFSN	805	953
		2454REWMCA24WFSN	820	985
		2460REWMCA24WFSN	846	1020
		2466REWMCA24WFSN	860	1056
		2472REWMCA24WFSN	881	1085
		3048REWMCA24WFSN	841	1013
		3054REWMCA24WFSN	860	1056
		3060REWMCA24WFSN	889	1099
		3066REWMCA24WFSN	908	1134
		3072REWMCA24WFSN	929	1178

Addition per table for legs of 2-1/2" diameter and of 30" spread:

									
CF30NSN CF30NBL \$79 retail	CA30NSN CA30NBL \$79 retail	CA30WFSN CA30WFBL \$79 retail	CF30ENSN CF30ENBL \$79 retail	CA30ENSN CA30ENBL \$79 retail	TF30NSN TF30NBL \$79 retail	TA30NSN TA30NBL \$79 retail	TA30WFSN TA30WFBL \$79 retail	TF30ENSN TF30ENBL \$79 retail	TA30ENSN TA30ENBL \$79 retail

OPTION



Folding leg mechanism (no modesty can be installed with the folding leg mechanism).(sold in set of two mechanisms)

FL

341

**** The mechanism is available for rectangular surfaces and double convex surfaces of 60" and more. ****



Folding table mechanism (no modesty can be installed with the folding table mechanism).(sold in set of two mechanisms with ganger bar)

FT

619

**** The mechanism is available for rectangular surfaces and double convex surfaces. ****



Black reinforcing bar 11 GA for tables of 60" and more without modesty or channel (sold separately).

BST60

56

*** Non available for FT mechanism ***

BST66

64

**** No cpu or keyboard can be installed with the reinforcing bar. ****

BST72

69

**** The three options are available for rectangular surfaces and double convex surfaces ****

***** Add FL, FT or BST at the end of the code Ex : 3060RECF24NSNFL *****

How to order?
2448REWMCA24EN
 (AC / ACL) (SN / BL)

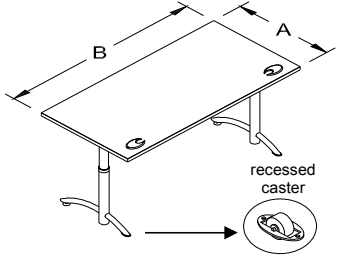
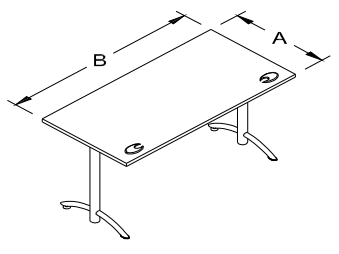
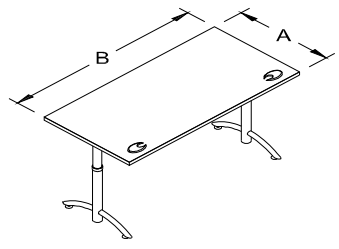
**RECTANGULAR WORKSURFACE
WITH VELCRO TIE "WM"**

IMPORTANT : The metal standard color is SATIN NICKEL "SN"

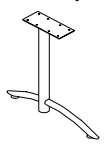
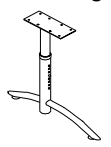
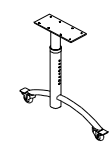
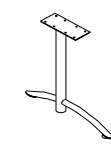
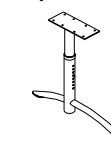

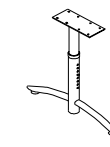
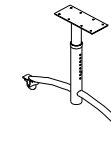

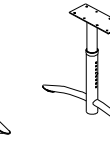
Also available in black : change **SN** to **BL**

EX : AC-2448REWMCA24ENSN for AC-2448REWMCA24ENBL

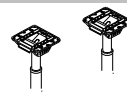


**** All legs, channels and modesty panels
are installed installed with threaded
metal-to metal connection. ****

	PRODUCTS	CODES	FINISH	
			AC	ACL
	<ul style="list-style-type: none"> - Rectangular worksurface with two standard (CAPF) satin nickel grommets on each side; - Adjustable satin nickel "C" legs of 2-1/2" diameter with levelers & recessed casters; - Velcro ties for electrical cable 	A B		
		2448REWMCA24ENSN	805	953
		2454REWMCA24ENSN	820	985
		2460REWMCA24ENSN	846	1020
		2466REWMCA24ENSN	860	1056
		2472REWMCA24ENSN	881	1085
		3048REWMCA24ENSN	841	1013
		3054REWMCA24ENSN	860	1056
		3060REWMCA24ENSN	889	1099
		3066REWMCA24ENSN	908	1134
		3072REWMCA24ENSN	929	1178
	<ul style="list-style-type: none"> - Rectangular worksurface with two standard (CAPF) satin nickel grommets on each side; - Fixed satin nickel "T" legs of 2-1/2" diameter with levelers; - Velcro ties for electrical cable 	2448REWMTF24NSN	585	723
		2454REWMTF24NSN	600	752
		2460REWMTF24NSN	627	789
		2466REWMTF24NSN	642	823
		2472REWMTF24NSN	660	854
		3048REWMTF24NSN	620	781
		3054REWMTF24NSN	642	823
		3060REWMTF24NSN	669	868
		3066REWMTF24NSN	689	903
		3072REWMTF24NSN	710	947
	<ul style="list-style-type: none"> - Rectangular worksurface with two standard (CAPF) satin nickel grommets on each side; - Adjustable satin nickel "T" legs of 2-1/2" diameter with levelers; - Velcro ties for electrical cable 	2448REWMTA24NSN	751	898
		2454REWMTA24NSN	764	925
		2460REWMTA24NSN	793	962
		2466REWMTA24NSN	805	998
		2472REWMTA24NSN	827	1027
		3048REWMTA24NSN	784	953
		3054REWMTA24NSN	805	998
		3060REWMTA24NSN	833	1042
		3066REWMTA24NSN	855	1076
		3072REWMTA24NSN	875	1121

Addition per table for legs of 2-1/2" diameter and of 30" spread:

									
CF30NSN CF30NBL \$79 retail	CA30NSN CA30NBL \$79 retail	CA30WFSN CA30WFBL \$79 retail	CF30ENSN CF30ENBL \$79 retail	CA30ENSN CA30ENBL \$79 retail	TF30NSN TF30NBL \$79 retail	TA30NSN TA30NBL \$79 retail	TA30WFSN TA30WFBL \$79 retail	TF30ENSN TF30ENBL \$79 retail	TA30ENSN TA30ENBL \$79 retail

OPTION

	Folding leg mechanism (no modesty can be installed with the folding leg mechanism).(sold in set of two mechanisms) ** The mechanism is available for rectangular surfaces and double convex surfaces of 60" and more. **	FL	341
	Folding table mechanism (no modesty can be installed with the folding table mechanism).(sold in set of two mechanisms with ganger bar) ** The mechanism is available for rectangular surfaces and double convex surfaces. **	FT	619
	Black reinforcing bar 11 GA for tables of 60" and more without modesty or channel (sold separately). * Non available for FT mechanism * ** No cpu or keyboard can be installed with the reinforcing bar. **	BST60 BST66 BST72	56 64 69

**** The three options are available for rectangular surfaces and double convex surfaces ****

***** Add FL, FT or BST at the end of the code Ex : 3060RECF24NSNFL *****

How to order?
2448REWMTA24WF
 (AC / ACL) (SN / BL)

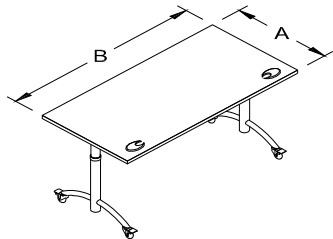
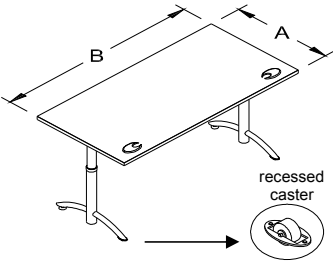
**RECTANGULAR WORKSURFACE
 WITH VELCRO TIE "WM"**

IMPORTANT : The metal standard color is SATIN NICKEL "SN"

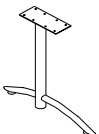
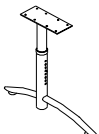
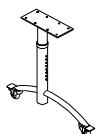

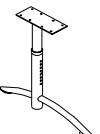

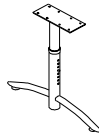
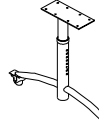
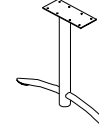
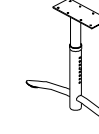
Also available in black : change **SN** to **BL**

EX : AC-2448REWMTA24WFSN for AC-2448REWMTA24WFB

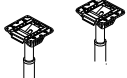


**** All legs, channels and modesty panels ****
 are installed installed with threaded
 metal-to metal connection.

	PRODUCTS	CODES	FINISH	
			AC	ACL
	<ul style="list-style-type: none"> - Rectangular worksurface with two standard (CAPF) satin nickel grommets on each side; - Adjustable satin nickel "T" legs of 2-1/2" diameter with locking casters; - Velcro ties for electrical cable 	A B		
		2448REWMTA24WFSN	805	953
		2454REWMTA24WFSN	820	985
		2460REWMTA24WFSN	846	1020
		2466REWMTA24WFSN	860	1056
		2472REWMTA24WFSN	881	1085
		3048REWMTA24WFSN	841	1013
		3054REWMTA24WFSN	860	1056
		3060REWMTA24WFSN	889	1099
		3066REWMTA24WFSN	908	1134
		3072REWMTA24WFSN	929	1178
	<ul style="list-style-type: none"> - Rectangular worksurface with two standard (CAPF) satin nickel grommets on each side; - Adjustable satin nickel "T" legs of 2-1/2" diameter with levelers & recessed casters; - Velcro ties for electrical cable 	2448REWMTA24ENSN	805	953
		2454REWMTA24ENSN	820	985
		2460REWMTA24ENSN	846	1020
		2466REWMTA24ENSN	860	1056
		2472REWMTA24ENSN	881	1085
		3048REWMTA24ENSN	841	1013
		3054REWMTA24ENSN	860	1056
		3060REWMTA24ENSN	889	1099
		3066REWMTA24ENSN	908	1134
		3072REWMTA24ENSN	929	1178

Addition per table for legs of 2-1/2" diameter and of 30" spread:

									
CF30NSN CF30NBL \$79 retail	CA30NSN CA30NBL \$79 retail	CA30WFSN CA30WFB \$79 retail	CF30ENSN CF30ENBL \$79 retail	CA30ENSN CA30ENBL \$79 retail	TF30NSN TF30NBL \$79 retail	TA30NSN TA30NBL \$79 retail	TA30WFSN TA30WFB \$79 retail	TF30ENSN TF30ENBL \$79 retail	TA30ENSN TA30ENBL \$79 retail

OPTION

	Folding leg mechanism (no modesty can be installed with the folding leg mechanism).(sold in set of two mechanisms)	FL	341
** The mechanism is available for rectangular surfaces and double convex surfaces of 60" and more. **			
	Folding table mechanism (no modesty can be installed with the folding table mechanism).(sold in set of two mechanisms with ganger bar)	FT	619
** The mechanism is available for rectangular surfaces and double convex surfaces. **			
	Black reinforcing bar 11 GA for tables of 60" and more without modesty or channel (sold separately).	BST60	56
* Non available for FT mechanism *		BST66	64
** No cpu or keyboard can be installed with the reinforcing bar. **		BST72	69

**** The three options are available for rectangular surfaces and double convex surfaces ****

*** Add FL, FT or BST at the end of the code Ex : 3060RECF24NSNFL ***

How to order?
2448REWMCF24EN
 (AC / ACL) (SN / BL)

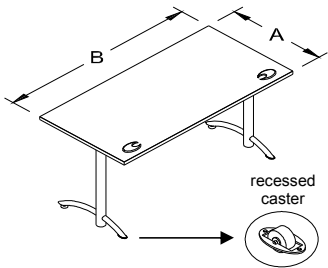
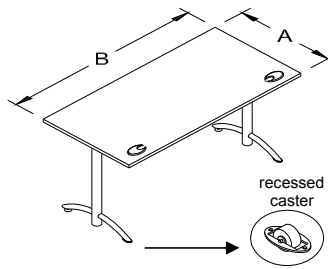
**RECTANGULAR WORKSURFACE
 WITH VELCRO TIE "WM"**

IMPORTANT : The metal standard color is SATIN NICKEL "SN"



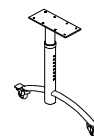

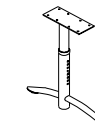
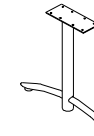
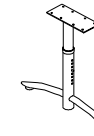
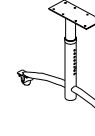

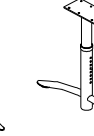
Also available in black : change **SN** to **BL**

EX : AC-2448REWMCF24EN**SN** for AC-2448REWMCF24EN**BL**

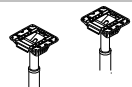
**** All legs, channels and modesty panels ****
 are installed installed with threaded
 metal-to metal connection.

	PRODUCTS	CODES	FINISH	
			AC	ACL
	<ul style="list-style-type: none"> - Rectangular worksurface with two standard (CAPF) satin nickel grommets on each side; - Fixed satin nickel "C" legs of 2-1/2" diameter with levelers & recessed casters; - Velcro ties for electrical cable 	A B		
		2448REWMCF24EN SN	764	911
		2454REWMCF24EN SN	778	941
		2460REWMCF24EN SN	805	975
		2466REWMCF24EN SN	820	1013
		2472REWMCF24EN SN	841	1042
		3048REWMCF24EN SN	798	970
		3054REWMCF24EN SN	820	1013
		3060REWMCF24EN SN	846	1056
		3066REWMCF24EN SN	868	1092
		3072REWMCF24EN SN	889	1134
	<ul style="list-style-type: none"> - Rectangular worksurface with two standard (CAPF) satin nickel grommets on each side; - Fixed satin nickel "T" legs of 2-1/2" diameter with levelers & recessed casters; - Velcro ties for electrical cable 	2448REWM TF 24EN SN	614	752
		2454REWM TF 24EN SN	627	781
		2460REWM TF 24EN SN	654	817
		2466REWM TF 24EN SN	669	854
		2472REWM TF 24EN SN	689	883
		3048REWM TF 24EN SN	647	810
		3054REWM TF 24EN SN	669	854
		3060REWM TF 24EN SN	696	898
		3066REWM TF 24EN SN	716	933
		3072REWM TF 24EN SN	737	975

Addition per table for legs of 2-1/2" diameter and of 30" spread:

									
CF30NSN CF30NBL \$79 retail	CA30NSN CA30NBL \$79 retail	CA30WFSN CA30WFBL \$79 retail	CF30ENSN CF30ENBL \$79 retail	CA30ENSN CA30ENBL \$79 retail	TF30NSN TF30NBL \$79 retail	TA30NSN TA30NBL \$79 retail	TA30WFSN TA30WFBL \$79 retail	TF30ENSN TF30ENBL \$79 retail	TA30ENSN TA30ENBL \$79 retail

OPTION



Folding leg mechanism (no modesty can be installed with the folding leg mechanism).(sold in set of two mechanisms)

FL

341

**** The mechanism is available for rectangular surfaces and double convex surfaces of 60" and more. ****



Folding table mechanism (no modesty can be installed with the folding table mechanism).(sold in set of two mechanisms with ganger bar)

FT

619

**** The mechanism is available for rectangular surfaces and double convex surfaces. ****



Black reinforcing bar 11 GA for tables of 60" and more without modesty or channel (sold separately).

BST60

56

*** Non available for FT mechanism ***

BST66

64

**** No cpu or keyboard can be installed with the reinforcing bar. ****

BST72

69

**** The three options are available for rectangular surfaces and double convex surfaces ****

***** Add FL, FT or BST at the end of the code Ex : 3060RECF24NSNFL *****

How to order?
242748RXWMCF24N
 (AC / ACL) (SN / BL)

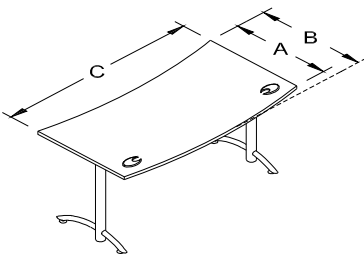
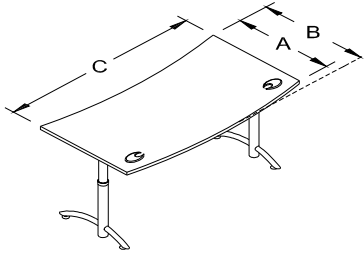
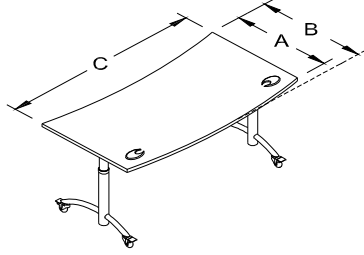
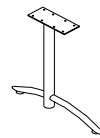
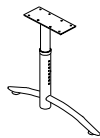
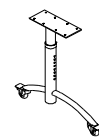
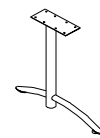
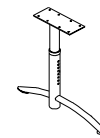

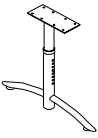
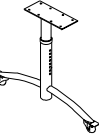
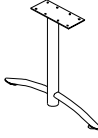
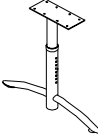



**DOUBLE CONVEX WORKSURFACE
WITH VELCRO TIE "WM"**

IMPORTANT : The metal standard color is SATIN NICKEL "SN"

Also available in black : change **SN** to **BL**

EX : AC-2448RXWMCF24NSN for AC-2448RXWMCF24NBL

**** All legs, channels and modesty panels
are installed installed with threaded
metal-to metal connection.**

		PRODUCTS	CODES		FINISH				
					AC	ACL			
	Double convex worksurface with two standard (CAPF) satin nickel grommets on each side; Fixed satin nickel "C" legs of 2-1/2" diameter with levelers; Velcro ties for electrical cable	A B C							
		242748RXWMCF24NSN	669	810					
		242754RXWMCF24NSN	689	838					
		242760RXWMCF24NSN	716	883					
		242766RXWMCF24NSN	737	919					
		242772RXWMCF24NSN	757	953					
		303348RXWMCF24NSN	710	875					
		303354RXWMCF24NSN	729	919					
		303360RXWMCF24NSN	764	970					
		303366RXWMCF24NSN	793	1013					
		303372RXWMCF24NSN	813	1056					
	Double convex worksurface with two standard (CAPF) satin nickel grommets on each side; Adjustable satin nickel "C" legs of 2-1/2" diameter with levelers; Velcro ties for electrical cable	242748RXWMCA24NSN	778	925					
		242754RXWMCA24NSN	798	953					
		242760RXWMCA24NSN	827	998					
		242766RXWMCA24NSN	846	1033					
		242772RXWMCA24NSN	868	1071					
		303348RXWMCA24NSN	820	990					
		303354RXWMCA24NSN	841	1033					
		303360RXWMCA24NSN	875	1085					
		303366RXWMCA24NSN	902	1128					
		303372RXWMCA24NSN	924	1172					
			Double convex worksurface with two standard (CAPF) satin nickel grommets on each side; Adjustable satin nickel "C" legs of 2-1/2" diameter with locking casters; Velcro ties for electrical cable	242748RXWMCA24WFSN	833	985			
242754RXWMCA24WFSN	855			1013					
242760RXWMCA24WFSN	881			1056					
242766RXWMCA24WFSN	902			1092					
242772RXWMCA24WFSN	924			1128					
303348RXWMCA24WFSN	875			1049					
303354RXWMCA24WFSN	896			1092					
303360RXWMCA24WFSN	929			1143					
303366RXWMCA24WFSN	957			1185					
303372RXWMCA24WFSN	978			1229					
Addition per table for legs of 2-1/2" diameter and of 30" spread:									
									
CF30NSN CF30NBL \$79 retail	CA30NSN CA30NBL \$79 retail	CA30WFSN CA30WFB \$79 retail	CF30ENSN CF30ENBL \$79 retail	CA30ENSN CA30ENBL \$79 retail	TF30NSN TF30NBL \$79 retail	TA30NSN TA30NBL \$79 retail	TA30WFSN TA30WFB \$79 retail	TF30ENSN TF30ENBL \$79 retail	TA30ENSN TA30ENBL \$79 retail
OPTION									
	Folding leg mechanism (no modesty can be installed with the folding leg mechanism).(sold in set of two mechanisms)					FL	341		
** The mechanism is available for rectangular surfaces and double convex surfaces of 60" and more. **									
	Folding table mechanism (no modesty can be installed with the folding table mechanism).(sold in set of two mechanisms with ganger bar)					FT	619		
** The mechanism is available for rectangular surfaces and double convex surfaces. **									
	Black reinforcing bar 11 GA for tables of 60" and more without modesty or channel (sold separately).					BST60	56		
* Non available for FT mechanism *						BST66	64		
** No cpu or keyboard can be installed with the reinforcing bar. **						BST72	69		
** The three options are available for rectangular surfaces and double convex surfaces **									
*** Add FL, FT or BST at the end of the code Ex : 3060RECF24NSNFL ***									

How to order?
242748RXWMCA24EN
 (AC / ACL) (SN / BL)

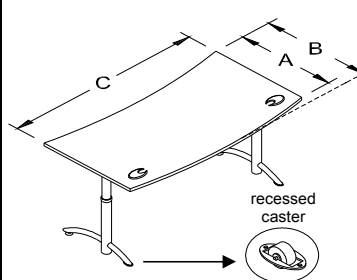
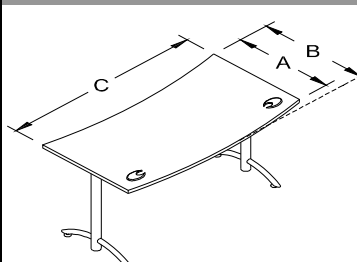
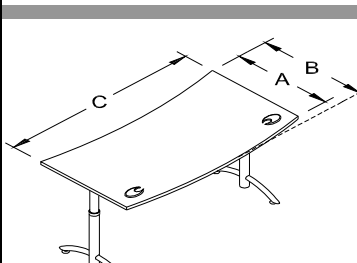


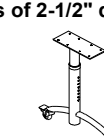


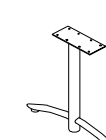
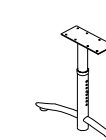
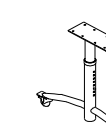


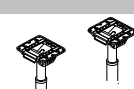


**DOUBLE CONVEX WORKSURFACE
WITH VELCRO TIE "WM"**

IMPORTANT : The metal standard color is SATIN NICKEL "SN"

Also available in black : change **SN** to **BL**

EX : AC-2448RXWMCA24ENSN for AC-2448RXWMCA24ENBL

**** All legs, channels and modesty panels ****
are installed installed with threaded
metal-to metal connection.

		PRODUCTS	CODES		FINISH				
					AC	ACL			
	- Double convex worksurface with two standard (CAPF) satin nickel grommets on each side;	A B C							
	- Adjustable satin nickel "C" legs of 2-1/2" diameter with levelers & recessed casters;	242748RXWMCA24ENSN	833	985					
	- Velcro ties for electrical cable	242754RXWMCA24ENSN	855	1013					
		242760RXWMCA24ENSN	881	1056					
		242766RXWMCA24ENSN	902	1092					
		242772RXWMCA24ENSN	924	1128					
		303348RXWMCA24ENSN	875	1049					
		303354RXWMCA24ENSN	896	1092					
		303360RXWMCA24ENSN	929	1143					
		303366RXWMCA24ENSN	957	1185					
		303372RXWMCA24ENSN	978	1229					
	- Double convex worksurface with two standard (CAPF) satin nickel grommets on each side;	242748RXWMTF24NSN	614	752					
	- Fixed satin nickel "T" legs of 2-1/2" diameter with levelers;	242754RXWMTF24NSN	633	781					
	- Velcro ties for electrical cable	242760RXWMTF24NSN	660	823					
		242766RXWMTF24NSN	681	861					
		242772RXWMTF24NSN	701	898					
		303348RXWMTF24NSN	654	817					
		303354RXWMTF24NSN	675	861					
		303360RXWMTF24NSN	710	911					
		303366RXWMTF24NSN	737	953					
		303372RXWMTF24NSN	757	998					
		- Double convex worksurface with two standard (CAPF) satin nickel grommets on each side;	242748RXWMTA24NSN	778	925				
- Adjustable satin nickel "T" legs of 2-1/2" diameter with levelers;		242754RXWMTA24NSN	798	953					
- Velcro ties for electrical cables installed under worksurface		242760RXWMTA24NSN	827	998					
		242766RXWMTA24NSN	846	1033					
		242772RXWMTA24NSN	868	1071					
		303348RXWMTA24NSN	820	990					
		303354RXWMTA24NSN	841	1033					
		303360RXWMTA24NSN	875	1085					
		303366RXWMTA24NSN	902	1128					
		303372RXWMTA24NSN	924	1172					
Addition per table for legs of 2-1/2" diameter and of 30" spread:									
									
CF30NSN CF30NBL \$79 retail	CA30NSN CA30NBL \$79 retail	CA30WFSN CA30WFBL \$79 retail	CF30ENSN CF30ENBL \$79 retail	CA30ENSN CA30ENBL \$79 retail	TF30NSN TF30NBL \$79 retail	TA30NSN TA30NBL \$79 retail	TA30WFSN TA30WFBL \$79 retail	TF30ENSN TF30ENBL \$79 retail	TA30ENSN TA30ENBL \$79 retail
OPTION									
	Folding leg mechanism (no modesty can be installed with the folding leg mechanism).(sold in set of two mechanisms)						FL	341	
** The mechanism is available for rectangular surfaces and double convex surfaces of 60" and more. **									
	Folding table mechanism (no modesty can be installed with the folding table mechanism).(sold in set of two mechanisms with ganger bar)						FT	619	
** The mechanism is available for rectangular surfaces and double convex surfaces. **									
	Black reinforcing bar 11 GA for tables of 60" and more without modesty or channel (sold separately).						BST60	56	
* Non available for FT mechanism *							BST66	64	
** No cpu or keyboard can be installed with the reinforcing bar. **							BST72	69	
** The three options are available for rectangular surfaces and double convex surfaces **									
*** Add FL, FT or BST at the end of the code Ex : 3060RECF24NSNFL ***									

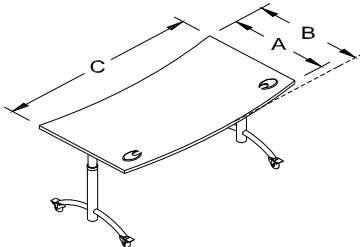
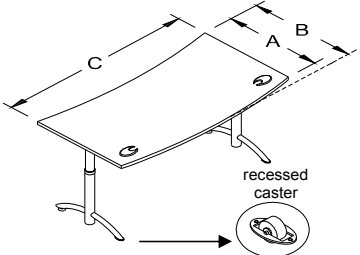
**DOUBLE CONVEX WORKSURFACE
WITH VELCRO TIE "WM"**

IMPORTANT : The metal standard color is SATIN NICKEL "SN"



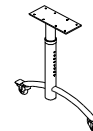

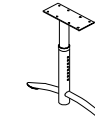
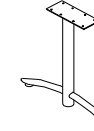
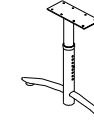
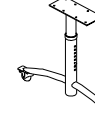
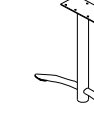
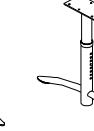
Also available in black : change **SN** to **BL**

EX : AC-2448RXWMTA24WFSN for AC-2448RXWMTA24WFBL

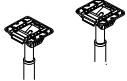


**** All legs, channels and modesty panels ****
are installed installed with threaded
metal-to metal connection.

	PRODUCTS	CODES	FINISH	
			AC	ACL
	<ul style="list-style-type: none"> - Double convex work surface with two standard (CAPF) satin nickel grommets on each side; - Adjustable satin nickel "T" legs of 2-1/2" diameter with locking casters; - Velcro ties for electrical cable 	A B C		
		242748RXWMTA24WFSN	833	985
		242754RXWMTA24WFSN	855	1013
		242760RXWMTA24WFSN	881	1056
		242766RXWMTA24WFSN	902	1092
		242772RXWMTA24WFSN	924	1128
		303348RXWMTA24WFSN	875	1049
		303354RXWMTA24WFSN	896	1092
		303360RXWMTA24WFSN	929	1143
		303366RXWMTA24WFSN	957	1185
		303372RXWMTA24WFSN	978	1229
	<ul style="list-style-type: none"> - Double convex work surface with two standard (CAPF) satin nickel grommets on each side; - Adjustable satin nickel "T" legs of 2-1/2" diameter with levelers & recessed casters; - Velcro ties for electrical cable 	242748RXWMTA24ENSN	833	985
		242754RXWMTA24ENSN	855	1013
		242760RXWMTA24ENSN	881	1056
		242766RXWMTA24ENSN	902	1092
		242772RXWMTA24ENSN	924	1128
		303348RXWMTA24ENSN	875	1049
		303354RXWMTA24ENSN	896	1092
		303360RXWMTA24ENSN	929	1143
		303366RXWMTA24ENSN	957	1185
		303372RXWMTA24ENSN	978	1229

Addition per table for legs of 2-1/2" diameter and of 30" spread:

									
CF30NSN CF30NBL \$79 retail	CA30NSN CA30NBL \$79 retail	CA30WFSN CA30WFBL \$79 retail	CF30ENSN CF30ENBL \$79 retail	CA30ENSN CA30ENBL \$79 retail	TF30NSN TF30NBL \$79 retail	TA30NSN TA30NBL \$79 retail	TA30WFSN TA30WFBL \$79 retail	TF30ENSN TF30ENBL \$79 retail	TA30ENSN TA30ENBL \$79 retail

OPTION

	Folding leg mechanism (no modesty can be installed with the folding leg mechanism).(sold in set of two mechanisms)	FL	341
** The mechanism is available for rectangular surfaces and double convex surfaces of 60" and more. **			
	Folding table mechanism (no modesty can be installed with the folding table mechanism).(sold in set of two mechanisms with ganger bar)	FT	619
** The mechanism is available for rectangular surfaces and double convex surfaces. **			
	Black reinforcing bar 11 GA for tables of 60" and more without modesty or channel (sold separately).	BST60	56
* Non available for FT mechanism *		BST66	64
** No cpu or keyboard can be installed with the reinforcing bar. **		BST72	69

**** The three options are available for rectangular surfaces and double convex surfaces ****

***** Add FL, FT or BST at the end of the code Ex : 3060RECF24NSNFL *****

How to order?
242748RXWMCF24EN
 AC / ACL () SN / BL ()

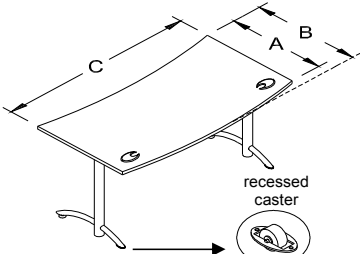
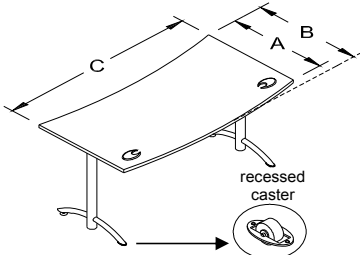
**DOUBLE CONVEX WORKSURFACE
 WITH VELCRO TIE "WM"**

IMPORTANT : The metal standard color is SATIN NICKEL "SN"


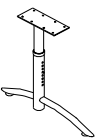
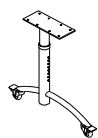
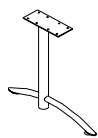
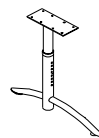

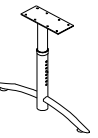
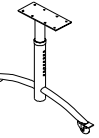
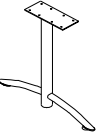
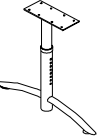
Also available in black : change **SN** to **BL**

EX : AC-2448RXWMCF24EN**SN** for AC-2448RXWMCF24EN**BL**

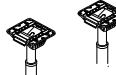
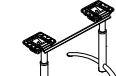

**** All legs, channels and modesty panels ****
 are installed installed with threaded
 metal-to metal connection.

	PRODUCTS	CODES	FINISH	
			AC	ACL
	- Double convex worksurface with two standard (CAPF) satin nickel grommets on each side; - Fixed satin nickel "C" legs of 2-1/2" diameter with levelers & recessed casters; - Velcro ties for electrical cable	A B C		
		242748RXWMCF24EN SN	793	941
		242754RXWMCF24EN SN	813	970
		242760RXWMCF24EN SN	841	1013
		242766RXWMCF24EN SN	860	1049
		242772RXWMCF24EN SN	881	1085
		303348RXWMCF24EN SN	833	1005
		303354RXWMCF24EN SN	855	1049
		303360RXWMCF24EN SN	889	1099
		303366RXWMCF24EN SN	916	1143
		303372RXWMCF24EN SN	938	1185
	- Double convex worksurface with two standard (CAPF) satin nickel grommets on each side; - Fixed satin nickel "T" legs of 2-1/2" diameter with levelers & recessed casters; - Velcro ties for electrical cable	242748RXWMTF24EN SN	642	781
		242754RXWMTF24EN SN	660	810
		242760RXWMTF24EN SN	689	854
		242766RXWMTF24EN SN	710	888
		242772RXWMTF24EN SN	729	925
		303348RXWMTF24EN SN	681	845
		303354RXWMTF24EN SN	701	888
		303360RXWMTF24EN SN	737	941
		303366RXWMTF24EN SN	764	985
		303372RXWMTF24EN SN	784	1027

Addition per table for legs of 2-1/2" diameter and of 30" spread:

									
CF30NSN CF30NBL \$79 retail	CA30NSN CA30NBL \$79 retail	CA30WFSN CA30WFBL \$79 retail	CF30ENSN CF30ENBL \$79 retail	CA30ENSN CA30ENBL \$79 retail	TF30NSN TF30NBL \$79 retail	TA30NSN TA30NBL \$79 retail	TA30WFSN TA30WFBL \$79 retail	TF30ENSN TF30ENBL \$79 retail	TA30ENSN TA30ENBL \$79 retail

OPTION

	Folding leg mechanism (no modesty can be installed with the folding leg mechanism).(sold in set of two mechanisms)	FL	341
** The mechanism is available for rectangular surfaces and double convex surfaces of 60" and more. **			
	Folding table mechanism (no modesty can be installed with the folding table mechanism).(sold in set of two mechanisms with ganger bar)	FT	619
** The mechanism is available for rectangular surfaces and double convex surfaces. **			
	Black reinforcing bar 11 GA for tables of 60" and more without modesty or channel (sold separately).	BST60	56
* Non available for FT mechanism *		BST66	64
** No cpu or keyboard can be installed with the reinforcing bar. **		BST72	69

**** The three options are available for rectangular surfaces and double convex surfaces ****

*** Add FL, FT or BST at the end of the code **Ex :** 3060RECF24NSNFL ***

How to order?
242748RXWMTA24WF
 (AC / ACL) (SN / BL)

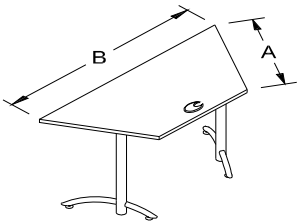
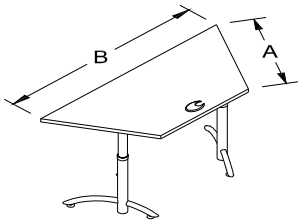
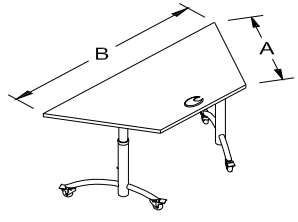
**TRAPEZOIDAL WORKSURFACE
WITH VELCRO TIE "WM"**

IMPORTANT : The metal standard color is SATIN NICKEL "SN"

Also available in black : change **SN** to **BL**

EX : AC-2448TZCF24NSN for AC-2448TZCF24NBL

**** All legs, channels and modesty panels ****
are installed installed with threaded
metal-to metal connection.

	PRODUCTS	CODES	FINISH	
			AC	ACL
 <ul style="list-style-type: none"> - Trapezoidal worksurface with 1 standard centered satin nickel grommet (CAPF); - Fixed satin nickel "C" legs of 2-1/2" diameter with levelers; - Velcro ties for electrical cable <p>Center measurement for: 24" depth: 20-1/2" 30" depth: 25-3/4"</p>	<ul style="list-style-type: none"> - Trapezoidal worksurface with 1 standard centered satin nickel grommet (CAPF); - Adjustable satin nickel "C" legs of 2-1/2" diameter with levelers; - Velcro ties for electrical cable <p>Center measurement for: 24" depth: 20-1/2" 30" depth: 25-3/4"</p>	<p>A B</p> <p>2448TZWMCF24NSN</p> <p>2454TZWMCF24NSN</p> <p>2460TZWMCF24NSN</p> <p>2466TZWMCF24NSN</p> <p>2472TZWMCF24NSN</p> <p>3048TZWMCF24NSN</p> <p>3054TZWMCF24NSN</p> <p>3060TZWMCF24NSN</p> <p>3066TZWMCF24NSN</p> <p>3072TZWMCF24NSN</p>		
			669	810
			689	838
			716	883
			737	919
			757	953
			710	875
			729	919
			764	970
			793	1013
			813	1056
 <ul style="list-style-type: none"> - Trapezoidal worksurface with 1 standard centered satin nickel grommet (CAPF); - Adjustable satin nickel "C" legs of 2-1/2" diameter with levelers; - Velcro ties for electrical cable <p>Center measurement for: 24" depth: 20-1/2" 30" depth: 25-3/4"</p>	<ul style="list-style-type: none"> - Trapezoidal worksurface with 1 standard centered satin nickel grommet (CAPF); - Adjustable satin nickel "C" legs of 2-1/2" diameter with locking casters; - Velcro ties for electrical cable <p>Center measurement for: 24" depth: 20-1/2" 30" depth: 25-3/4"</p>	<p>2448TZWMCA24NSN</p> <p>2454TZWMCA24NSN</p> <p>2460TZWMCA24NSN</p> <p>2466TZWMCA24NSN</p> <p>2472TZWMCA24NSN</p> <p>3048TZWMCA24NSN</p> <p>3054TZWMCA24NSN</p> <p>3060TZWMCA24NSN</p> <p>3066TZWMCA24NSN</p> <p>3072TZWMCA24NSN</p>		
			778	925
			798	953
			827	998
			846	1033
			868	1071
			820	990
			841	1033
			875	1085
			902	1128
			924	1172
 <ul style="list-style-type: none"> - Trapezoidal worksurface with 1 standard centered satin nickel grommet (CAPF); - Adjustable satin nickel "C" legs of 2-1/2" diameter with locking casters; - Velcro ties for electrical cable <p>Center measurement for: 24" depth: 20-1/2" 30" depth: 25-3/4"</p>	<ul style="list-style-type: none"> - Trapezoidal worksurface with 1 standard centered satin nickel grommet (CAPF); - Adjustable satin nickel "C" legs of 2-1/2" diameter with locking casters; - Velcro ties for electrical cable <p>Center measurement for: 24" depth: 20-1/2" 30" depth: 25-3/4"</p>	<p>2448TZWMCA24WFSN</p> <p>2454TZWMCA24WFSN</p> <p>2460TZWMCA24WFSN</p> <p>2466TZWMCA24WFSN</p> <p>2472TZWMCA24WFSN</p> <p>3048TZWMCA24WFSN</p> <p>3054TZWMCA24WFSN</p> <p>3060TZWMCA24WFSN</p> <p>3066TZWMCA24WFSN</p> <p>3072TZWMCA24WFSN</p>		
			833	985
			855	1013
			881	1056
			902	1092
			924	1128
			875	1049
			896	1092
			929	1143
			957	1185
			978	1229

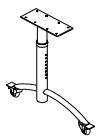
Addition per table for legs of 2-1/2" diameter and of 30" spread:



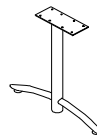
CF30NSN
CF30NBL
\$79 retail



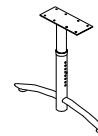
CA30NSN
CA30NBL
\$79 retail



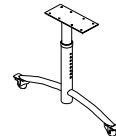
CA30WFSN
CA30WFBL
\$79 retail



TF30NSN
TF30NBL
\$79 retail



TA30NSN
TA30NBL
\$79 retail



TA30WFSN
TA30WFBL
\$79 retail

OPTION

How to order?
_ 242748RXWMTA24WF _
 AC / ACL) (SN / BL)

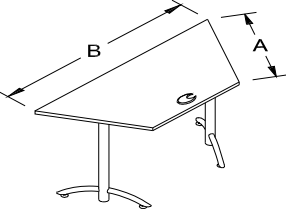
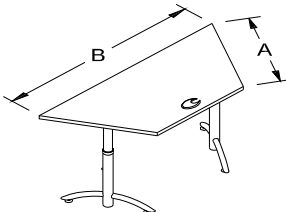
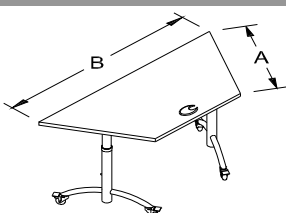
**TRAPEZOIDAL WORKSURFACE
WITH VELCRO TIE "WM"**

IMPORTANT : The metal standard color is SATIN NICKEL "SN"

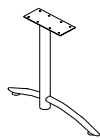
Also available in black : change **SN** to **BL**

EX : AC-2448TZCA24ENSN for AC-2448TZCA24ENBL

**** All legs, channels and modesty panels ****
are installed installed with threaded
metal-to metal connection.

	PRODUCTS	CODES	FINISH	
			AC	ACL
	<ul style="list-style-type: none"> - Trapezoidal worksurface with 1 standard centered satin nickel grommet (CAPF); - Fixed satin nickel "T" legs of 2-1/2" diameter with levelers; - Velcro ties for electrical cable <p>Center measurement for: 24" depth: 20-1/2" 30" depth: 25-3/4"</p>	A B		
		2448TZWMTF24NSN	614	752
		2454TZWMTF24NSN	633	781
		2460TZWMTF24NSN	660	823
		2466TZWMTF24NSN	681	861
		2472TZWMTF24NSN	701	898
		3048TZWMTF24NSN	654	817
		3054TZWMTF24NSN	675	861
		3060TZWMTF24NSN	710	911
		3066TZWMTF24NSN	737	953
		3072TZWMTF24NSN	757	998
	<ul style="list-style-type: none"> - Trapezoidal worksurface with 1 standard centered satin nickel grommet (CAPF); - Adjustable satin nickel "T" legs of 2-1/2" diameter with levelers; - Velcro ties for electrical cable <p>Center measurement for: 24" depth: 20-1/2" 30" depth: 25-3/4"</p>	2448TZWMTA24NSN	778	925
		2454TZWMTA24NSN	798	953
		2460TZWMTA24NSN	827	998
		2466TZWMTA24NSN	846	1033
		2472TZWMTA24NSN	868	1071
		3048TZWMTA24NSN	820	990
		3054TZWMTA24NSN	841	1033
		3060TZWMTA24NSN	875	1085
		3066TZWMTA24NSN	902	1128
		3072TZWMTA24NSN	924	1172
	<ul style="list-style-type: none"> - Trapezoidal worksurface with 1 standard centered satin nickel grommet (CAPF); - Adjustable satin nickel "T" legs of 2-1/2" diameter with locking casters; - Velcro ties for electrical cable <p>Center measurement for: 24" depth: 20-1/2" 30" depth: 25-3/4"</p>	2448TZWMTA24WFSN	833	985
		2454TZWMTA24WFSN	855	1013
		2460TZWMTA24WFSN	881	1056
		2466TZWMTA24WFSN	902	1092
		2472TZWMTA24WFSN	924	1128
		3048TZWMTA24WFSN	875	1049
		3054TZWMTA24WFSN	896	1092
		3060TZWMTA24WFSN	929	1143
		3066TZWMTA24WFSN	957	1185
		3072TZWMTA24WFSN	978	1229

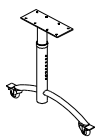
Addition per table for legs of 2-1/2" diameter and of 30" spread:



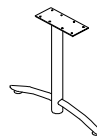
CF30NSN
CF30NBL
 \$79 retail



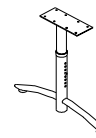
CA30NSN
CA30NBL
 \$79 retail



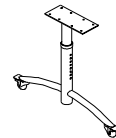
CA30WFSN
CA30WFBL
 \$79 retail



TF30NSN
TF30NBL
 \$79 retail



TA30NSN
TA30NBL
 \$79 retail



TA30WFSN
TA30WFBL
 \$79 retail

OPTION

How to order?
_ 2448RECFMCF24N _
 (AC / ACL) (SN / BL)

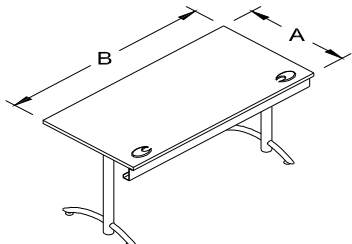
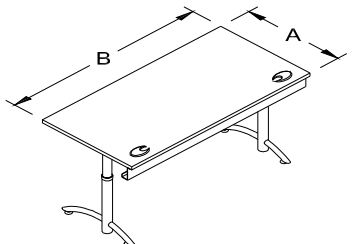
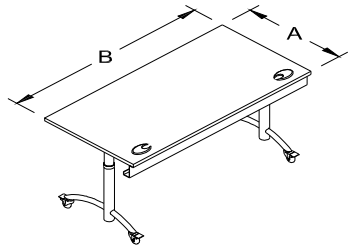
**RECTANGULAR WORKSURFACE
 WITH FULL LENGTH
 METAL CHANNEL "CFM"**

IMPORTANT : The metal standard color is SATIN NICKEL "SN"



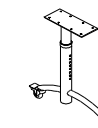

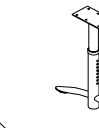



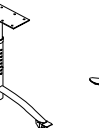
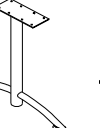
Also available in black : change **SN** to **BL**

EX : AC-2448RECFMCF24NSN for AC-2448RECFMCF24NBL

**** All legs, channels and modesty panels ****
are installed installed with threaded
metal-to metal connection.

	PRODUCTS	CODES	FINISH	
			AC	ACL
	<ul style="list-style-type: none"> - Rectangular worksurface with two standard (CAPF) satin nickel grommets on each side; - Fixed satin nickel "C" legs of 2-1/2" diameter with levelers; - Fixed full length metal channel, satin nickel finish. 	A B		
		2448RECFMCF24NSN	737	883
		2454RECFMCF24NSN	764	925
		2460RECFMCF24NSN	793	962
		2466RECFMCF24NSN	813	1005
		2472RECFMCF24NSN	841	1042
		3048RECFMCF24NSN	771	941
		3054RECFMCF24NSN	805	998
		3060RECFMCF24NSN	833	1042
		3066RECFMCF24NSN	860	1085
		3072RECFMCF24NSN	889	1134
	<ul style="list-style-type: none"> - Rectangular worksurface with two standard (CAPF) satin nickel grommets on each side; - Adjustable satin nickel "C" legs of 2-1/2" diameter with levelers; - Fixed full length metal channel, satin nickel finish. 	2448RECFMCA24NSN	846	998
		2454RECFMCA24NSN	875	1042
		2460RECFMCA24NSN	902	1076
		2466RECFMCA24NSN	924	1121
		2472RECFMCA24NSN	950	1158
		3048RECFMCA24NSN	881	1056
		3054RECFMCA24NSN	902	1112
		3060RECFMCA24NSN	938	1158
		3066RECFMCA24NSN	957	1200
		3072RECFMCA24NSN	984	1252
	<ul style="list-style-type: none"> - Rectangular worksurface with two standard (CAPF) satin nickel grommets on each side; - Adjustable satin nickel "C" legs of 2-1/2" diameter with locking casters; - Fixed full length metal channel, satin nickel finish. 	2448RECFMCA24WFSN	902	1056
		2454RECFMCA24WFSN	929	1099
		2460RECFMCA24WFSN	957	1134
		2466RECFMCA24WFSN	978	1178
		2472RECFMCA24WFSN	1006	1214
		3048RECFMCA24WFSN	938	1112
		3054RECFMCA24WFSN	971	1172
		3060RECFMCA24WFSN	999	1214
		3066RECFMCA24WFSN	1025	1258
		3072RECFMCA24WFSN	1053	1309

Addition per table for legs of 2-1/2" diameter and of 30" spread:

									
CF30NSN CF30NBL \$79 retail	CA30NSN CA30NBL \$79 retail	CA30WFSN CA30WFBL \$79 retail	CF30ENSN CF30ENBL \$79 retail	CA30ENSN CA30ENBL \$79 retail	TF30NSN TF30NBL \$79 retail	TA30NSN TA30NBL \$79 retail	TA30WFSN TA30WFBL \$79 retail	TF30ENSN TF30ENBL \$79 retail	TA30ENSN TA30ENBL \$79 retail

OPTION



Translucent plastic tie wrap of 8-1/2" to keep the wires in the channels.
**** To order with a channel or a modesty MFME (quantity of 5 per bag).**

TWTR

N/C



Black reinforcing bar 11 GA for tables of 60" and more without modesty or channel (sold separately).

*** Non available for FT mechanism ***

**** No cpu or keyboard can be installed with the reinforcing bar. ****

BST60

56

BST66

64

BST72

69

**** The reinforcing bar is available for rectangular surfaces and double convex surfaces ****

***** Add BST at the end of the code Ex : 3060RECF24NSNBST *****

How to order?
2448RECFMCA24EN
 (AC / ACL) (SN / BL)

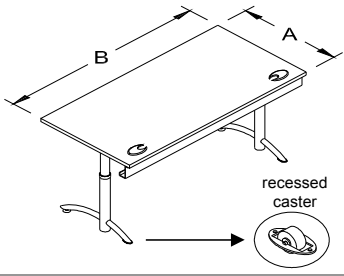
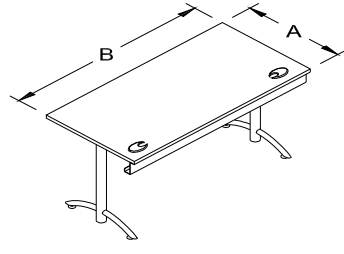
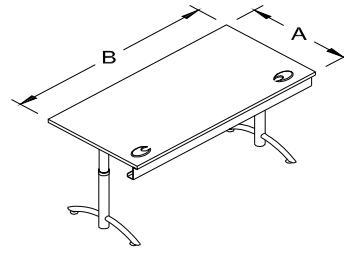
**RECTANGULAR WORKSURFACE
 WITH FULL LENGTH
 METAL CHANNEL "CFM"**

IMPORTANT : The metal standard color is SATIN NICKEL "SN"


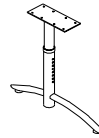
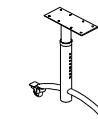
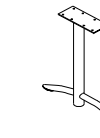
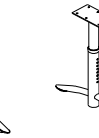



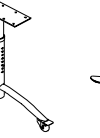
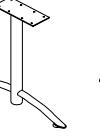
Also available in black : change **SN** to **BL**

EX : AC-2448RECFMCA24EN**SN** for AC-2448RECFMCA24EN**BL**

**** All legs, channels and modesty panels **
 are installed installed with threaded
 metal-to metal connection.**

	PRODUCTS	CODES	FINISH	
			AC	ACL
	<ul style="list-style-type: none"> - Rectangular worksurface with two standard (CAPF) satin nickel grommets on each side; - Adjustable satin nickel "C" legs of 2-1/2" diameter with levelers & recessed casters; - Fixed full length metal channel, satin nickel finish. 	A B		
		2448RECFMCA24EN SN	902	1056
		2454RECFMCA24EN SN	929	1099
		2460RECFMCA24EN SN	957	1134
		2466RECFMCA24EN SN	978	1178
		2472RECFMCA24EN SN	1006	1214
		3048RECFMCA24EN SN	938	1112
		3054RECFMCA24EN SN	971	1172
		3060RECFMCA24EN SN	999	1214
		3066RECFMCA24EN SN	1025	1258
		3072RECFMCA24EN SN	1053	1309
	<ul style="list-style-type: none"> - Rectangular worksurface with two standard (CAPF) satin nickel grommets on each side; - Fixed satin nickel "T" legs of 2-1/2" diameter with levelers; - Fixed full length metal channel, satin nickel finish. 	2448RECFMTF24NS N	681	823
		2454RECFMTF24NS N	710	868
		2460RECFMTF24NS N	737	903
		2466RECFMTF24NS N	757	947
		2472RECFMTF24NS N	784	985
		3048RECFMTF24NS N	716	883
		3054RECFMTF24NS N	751	941
		3060RECFMTF24NS N	778	985
		3066RECFMTF24NS N	805	1027
		3072RECFMTF24NS N	833	1076
	<ul style="list-style-type: none"> - Rectangular worksurface with two standard (CAPF) satin nickel grommets on each side; - Adjustable satin nickel "T" legs of 2-1/2" diameter with levelers; - Fixed full length metal channel, satin nickel finish. 	2448RECFMTA24NS N	846	998
		2454RECFMTA24NS N	875	1042
		2460RECFMTA24NS N	902	1076
		2466RECFMTA24NS N	924	1121
		2472RECFMTA24NS N	950	1158
		3048RECFMTA24NS N	881	1056
		3054RECFMTA24NS N	916	1112
		3060RECFMTA24NS N	943	1158
		3066RECFMTA24NS N	971	1200
		3072RECFMTA24NS N	999	1252

Addition per table for legs of 2-1/2" diameter and of 30" spread:

									
CF30NSN CF30NBL \$79 retail	CA30NSN CA30NBL \$79 retail	CA30WFSN CA30WFBL \$79 retail	CF30ENSN CF30ENBL \$79 retail	CA30ENSN CA30ENBL \$79 retail	TF30NSN TF30NBL \$79 retail	TA30NSN TA30NBL \$79 retail	TA30WFSN TA30WFBL \$79 retail	TF30ENSN TF30ENBL \$79 retail	TA30ENSN TA30ENBL \$79 retail

OPTION



Translucent plastic tie wrap of 8-1/2" to keep the wires in the channels.
**** To order with a channel or a modesty MFME (quantity of 5 per bag).**

TWTR N/C



Black reinforcing bar 11 GA for tables of 60" and more without modesty or channel (sold separately).

*** Non available for FT mechanism ***

**** No cpu or keyboard can be installed with the reinforcing bar. ****

BST60 56
BST66 64
BST72 69

**** The reinforcing bar is available for rectangular surfaces and double convex surfaces ****

***** Add BST at the end of the code Ex : 3060RECF24NSNBST *****

How to order?
_ 2448RECFMTA24WF _
 (AC / ACL) (SN / BL)

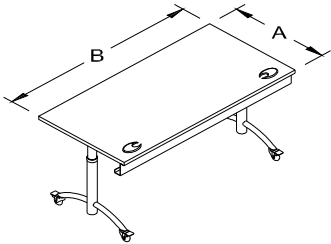
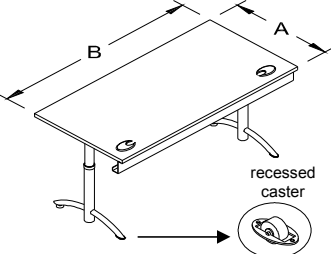
**RECTANGULAR WORKSURFACE
WITH FULL LENGTH
METAL CHANNEL "CFM"**

IMPORTANT : The metal standard color is SATIN NICKEL "SN"


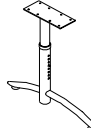
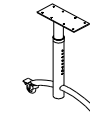
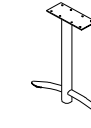
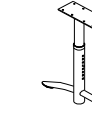


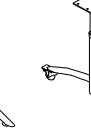


Also available in black : change **SN** to **BL**

EX : AC-2448RECFMTA24WFSN for AC-2448RECFMTA24WFB

**** All legs, channels and modesty panels ****
 are installed with threaded
 metal-to metal connection.

	PRODUCTS	CODES	FINISH	
			AC	ACL
	- Rectangular worksurface with two standard (CAPF) satin nickel grommets on each side; - Adjustable satin nickel "T" legs of 2-1/2" diameter with locking casters; - Fixed full length metal channel, satin nickel finish.	A B		
		2448RECFMTA24WFSN	902	1056
		2454RECFMTA24WFSN	929	1099
		2460RECFMTA24WFSN	957	1134
		2466RECFMTA24WFSN	978	1178
		2472RECFMTA24WFSN	1006	1214
		3048RECFMTA24WFSN	938	1112
		3054RECFMTA24WFSN	971	1172
		3060RECFMTA24WFSN	999	1214
		3066RECFMTA24WFSN	1025	1258
		3072RECFMTA24WFSN	1053	1309
	- Rectangular worksurface with two standard (CAPF) satin nickel grommets on each side; - Adjustable satin nickel "T" legs of 2-1/2" diameter with levelers & recessed casters; - Fixed full length metal channel, satin nickel finish.	2448RECFMTA24ENS	902	1056
		2454RECFMTA24ENS	929	1099
		2460RECFMTA24ENS	957	1134
		2466RECFMTA24ENS	978	1178
		2472RECFMTA24ENS	1006	1214
		3048RECFMTA24ENS	938	1112
		3054RECFMTA24ENS	971	1172
		3060RECFMTA24ENS	999	1214
		3066RECFMTA24ENS	1025	1258
		3072RECFMTA24ENS	1053	1309

Addition per table for legs of 2-1/2" diameter and of 30" spread:

									
CF30NSN CF30NBL \$79 retail	CA30NSN CA30NBL \$79 retail	CA30WFSN CA30WFB \$79 retail	CF30ENSN CF30ENBL \$79 retail	CA30ENSN CA30ENBL \$79 retail	TF30NSN TF30NBL \$79 retail	TA30NSN TA30NBL \$79 retail	TA30WFSN TA30WFB \$79 retail	TF30ENSN TF30ENBL \$79 retail	TA30ENSN TA30ENBL \$79 retail

OPTION



Translucent plastic tie wrap of 8-1/2" to keep the wires in the channels.
 ** To order with a channel or a modesty MFME (quantity of 5 per bag).

TWTR N/C



Black reinforcing bar 11 GA for tables of 60" and more without modesty or channel (sold separately).
 * Non available for FT mechanism *
 ** No cpu or keyboard can be installed with the reinforcing bar. **

BST60 56
BST66 64
BST72 69

**** The reinforcing bar is available for rectangular surfaces and double convex surfaces ****

*** Add BST at the end of the code Ex : 3060RECF24NSNBST ***

How to order?
2448RECFMCF24EN
 (AC / ACL) (SN / BL)

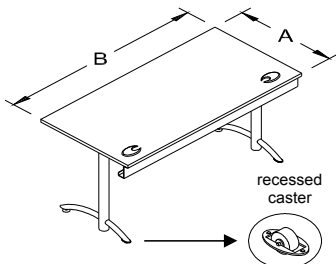
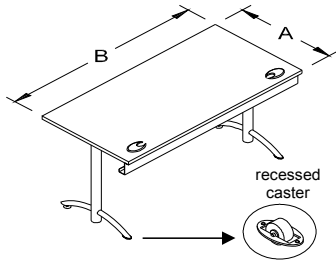
**RECTANGULAR WORKSURFACE
 WITH FULL LENGTH
 METAL CHANNEL "CFM"**

IMPORTANT : The metal standard color is SATIN NICKEL "SN"


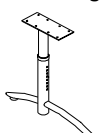
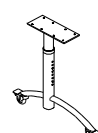


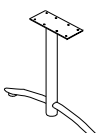
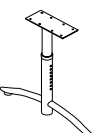
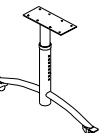

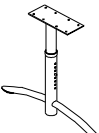
Also available in black : change **SN** to **BL**

EX : AC-2448RECFMCF24EN**SN** for AC-2448RECFMCF24EN**NBL**

**** All legs, channels and modesty panels ****
 are installed with threaded
 metal-to metal connection.

	PRODUCTS	CODES	FINISH	
			AC	ACL
	<ul style="list-style-type: none"> - Rectangular worksurface with two standard (CAPF) satin nickel grommets on each side; - Fixed satin nickel "C" legs of 2-1/2" diameter with levelers & recessed casters; - Fixed full length metal channel, satin nickel finish. 	A B		
		2448RECFMCF24EN SN	860	1013
		2454RECFMCF24EN SN	889	1056
		2460RECFMCF24EN SN	916	1092
		2466RECFMCF24EN SN	938	1134
		2472RECFMCF24EN SN	965	1172
		3048RECFMCF24EN SN	896	1071
		3054RECFMCF24EN SN	929	1128
		3060RECFMCF24EN SN	957	1172
		3066RECFMCF24EN SN	984	1214
		3072RECFMCF24EN SN	1012	1264
	<ul style="list-style-type: none"> - Rectangular worksurface with two standard (CAPF) satin nickel grommets on each side; - Fixed satin nickel "T" legs of 2-1/2" diameter with levelers & recessed casters; - Fixed full length metal channel, satin nickel finish. 	2448RECFMTF24EN SN	710	854
		2454RECFMTF24EN SN	737	898
		2460RECFMTF24EN SN	764	933
		2466RECFMTF24EN SN	784	975
		2472RECFMTF24EN SN	813	1013
		3048RECFMTF24EN SN	744	911
		3054RECFMTF24EN SN	778	970
		3060RECFMTF24EN SN	805	1013
		3066RECFMTF24EN SN	833	1056
		3072RECFMTF24EN SN	860	1106

Addition per table for legs of 2-1/2" diameter and of 30" spread:

									
CF30NSN CF30NBL \$79 retail	CA30NSN CA30NBL \$79 retail	CA30WFSN CA30WFBL \$79 retail	CF30ENSN CF30ENBL \$79 retail	CA30ENSN CA30ENBL \$79 retail	TF30NSN TF30NBL \$79 retail	TA30NSN TA30NBL \$79 retail	TA30WFSN TA30WFBL \$79 retail	TF30ENSN TF30ENBL \$79 retail	TA30ENSN TA30ENBL \$79 retail

OPTION



Translucent plastic tie wrap of 8-1/2" to keep the wires in the channels.
**** To order with a channel or a modesty MFME (quantity of 5 per bag).**

TWTR N/C



Black reinforcing bar 11 GA for tables of 60" and more without modesty or channel (sold separately).
*** Non available for FT mechanism ***
**** No cpu or keyboard can be installed with the reinforcing bar. ****

BST60 56
BST66 64
BST72 69

**** The reinforcing bar is available for rectangular surfaces and double convex surfaces ****

***** Add BST at the end of the code Ex : 3060RECF24NSNBST *****

How to order?
 _ 242748RXCFCMCF24N _
 (AC / ACL) (SN / BL)

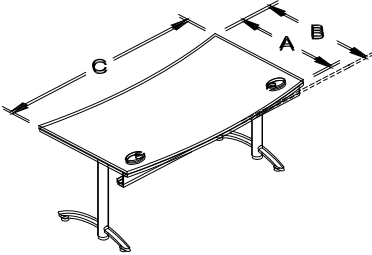
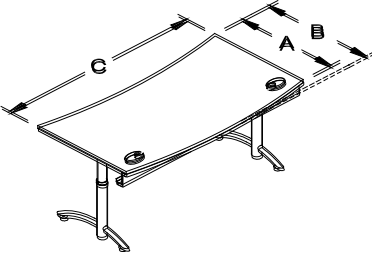
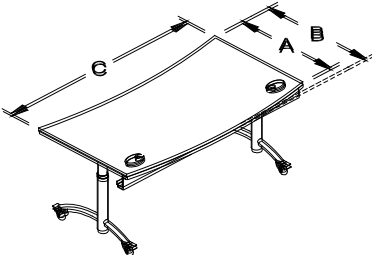
DOUBLE CONVEX WORKSURFACE WITH FULL LENGTH METAL CHANNEL "CFM"

IMPORTANT : The metal standard color is SATIN NICKEL "SN"

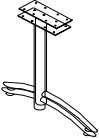
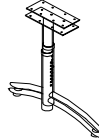
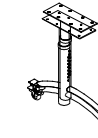
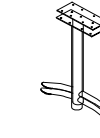
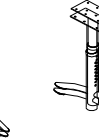



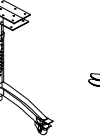
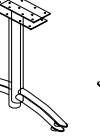
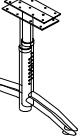
Also available in black : change **SN** to **BL**

EX : AC-2448RXCFCMCF24NSN for AC-2448RXCFCMCF24NBL

**** All legs, channels and modesty panels ****
 are installed installed with threaded
 metal-to metal connection.

	PRODUCTS	CODES	FINISH	
			AC	ACL
	- Double convex worksurface with two standard (CAPF) satin nickel grommets on each side; - Fixed satin nickel "C" legs of 2-1/2" diameter with levelers; - Fixed full lenght metal channel, satin nickel finish.	A B C		
		242748RXCFCMCF24NSN	764	911
		242754RXCFCMCF24NSN	796	963
		242760RXCFCMCF24NSN	827	998
		242766RXCFCMCF24NSN	855	1042
		242772RXCFCMCF24NSN	881	1085
		303348RXCFCMCF24NSN	888	986
		303354RXCFCMCF24NSN	841	1033
		303360RXCFCMCF24NSN	895	1085
		303366RXCFCMCF24NSN	908	1134
	- Double convex worksurface with two standard (CAPF) satin nickel grommets on each side; - Adjustable satin nickel "C" legs of 2-1/2" diameter with levelers; - Fixed full lenght metal channel, satin nickel finish.	242748RXCFCMA24NSN	875	1027
		242754RXCFCMA24NSN	906	1079
		242760RXCFCMA24NSN	938	1112
		242766RXCFCMA24NSN	965	1058
		242772RXCFCMA24NSN	992	1200
		303348RXCFCMA24NSN	938	1082
		303354RXCFCMA24NSN	950	1149
		303360RXCFCMA24NSN	994	1200
		303366RXCFCMA24NSN	1020	1252
		303372RXCFCMA24NSN	1047	1303
	- Double convex worksurface with two standard (CAPF) satin nickel grommets on each side; - Adjustable satin nickel "C" legs of 2-1/2" diameter with locking casters; - Fixed full lenght metal channel, satin nickel finish.	242748RXCFCMA24WFSN	929	1085
		242754RXCFCMA24WFSN	965	1026
		242760RXCFCMA24WFSN	992	1172
		242766RXCFCMA24WFSN	1020	1204
		242772RXCFCMA24WFSN	1047	1258
		303348RXCFCMA24WFSN	982	1046
		303354RXCFCMA24WFSN	1006	1209
		303360RXCFCMA24WFSN	1040	1255
		303366RXCFCMA24WFSN	1074	1309
		303372RXCFCMA24WFSN	1093	1366

Addition per table for legs of 2-1/2" diameter and of 30" spread:

										
GF30NSN GF30NBL \$95 retail	GA30NSN GA30NBL \$95 retail	GA30WFSN GA30WFBL \$95 retail	CF30ENSN CF30ENBL \$95 retail	CA30ENSN CA30ENBL \$95 retail	TF30NSN TF30NBL \$95 retail	TA30NSN TA30NBL \$95 retail	TA30WFSN TA30WFBL \$95 retail	TF30ENSN TF30ENBL \$95 retail	TA30ENSN TA30ENBL \$95 retail	

OPTION



Translucent plastic tie wrap of 8-1/2" to keep the wires in the channels.
**** To order with a channel or a modesty MFME (quantity of 5 per bag).**

TWTR N/C



Black reinforcing bar 11 GA for tables of 60" and more without modesty or channel (sold separately).

*** Non available for FT mechanism ***

**** No cpu or keyboard can be installed with the reinforcing bar. ****

BST60 56
BST66 64
BST72 69

**** The reinforcing bar is available for rectangular surfaces and double convex surfaces ****

***** Add BST at the end of the code Ex : 3080RECF24NSNBST *****

How to order?
242748RXCFCMA24EN
 (AC / ACL) (SN / BL)

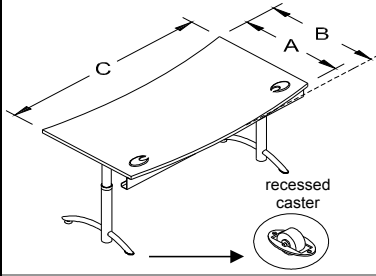
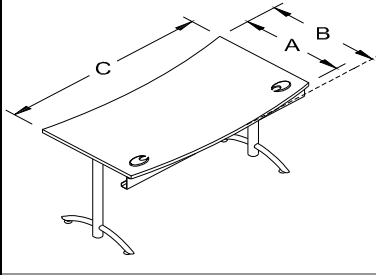
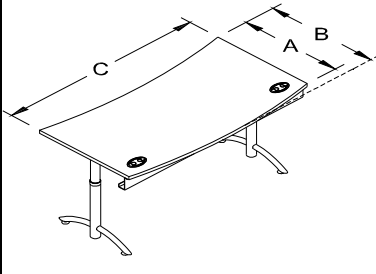
**DOUBLE CONVEX WORKSURFACE
 WITH FULL LENGTH
 METAL CHANNEL "CFM"**

IMPORTANT : The metal standard color is SATIN NICKEL "SN"

Also available in black : change **SN** to **BL**

EX : AC-2448RXCFCMA24EN**SN** for AC-2448RXCFCMA24EN**BL**

**** All legs, channels and modesty panels ****
 are installed installed with threaded
 metal-to metal connection.

	PRODUCTS	CODES	FINISH	
			AC	ACL
	<ul style="list-style-type: none"> - Double convex work surface with two standard (CAPF) satin nickel grommets on each side; - Adjustable satin nickel "C" legs of 2-1/2" diameter with levelers & recessed casters; - Fixed full length metal channel, satin nickel finish. 	A B C		
		242748RXCFCMA24EN SN	929	1085
		242754RXCFCMA24EN SN	965	1128
		242760RXCFCMA24EN SN	992	1172
		242766RXCFCMA24EN SN	1020	1214
		242772RXCFCMA24EN SN	1047	1258
		303348RXCFCMA24EN SN	971	1149
		303354RXCFCMA24EN SN	1006	1209
		303360RXCFCMA24EN SN	1040	1258
		303366RXCFCMA24EN SN	1074	1309
	<ul style="list-style-type: none"> - Double convex work surface with two standard (CAPF) satin nickel grommets on each side; - Fixed satin nickel "T" legs of 2-1/2" diameter with levelers; - Fixed full length metal channel, satin nickel finish. 	242748RXCFTF24NS SN	710	854
		242754RXCFTF24NS SN	744	898
		242760RXCFTF24NS SN	771	941
		242766RXCFTF24NS SN	798	985
		242772RXCFTF24NS SN	827	1027
		303348RXCFTF24NS SN	751	919
		303354RXCFTF24NS SN	784	975
		303360RXCFTF24NS SN	820	1027
		303366RXCFTF24NS SN	855	1076
		303372RXCFTF24NS SN	881	1128
	<ul style="list-style-type: none"> - Double convex work surface with two standard (CAPF) satin nickel grommets on each side; - Adjustable satin nickel "T" legs of 2-1/2" diameter with levelers; - Fixed full length metal channel, satin nickel finish. 	242748RXCFTA24NS SN	875	1027
		242754RXCFTA24NS SN	908	1071
		242760RXCFTA24NS SN	938	1112
		242766RXCFTA24NS SN	965	1158
		242772RXCFTA24NS SN	992	1200
		303348RXCFTA24NS SN	916	1092
		303354RXCFTA24NS SN	950	1149
		303360RXCFTA24NS SN	984	1200
		303366RXCFTA24NS SN	1020	1252
		303372RXCFTA24NS SN	1047	1301

Addition per table for legs of 2-1/2" diameter and of 30" spread:

CF30NSN CF30NBL \$79 retail	CA30NSN CA30NBL \$79 retail	CA30WFSN CA30WFBL \$79 retail	CF30ENSN CF30ENBL \$79 retail	CA30ENSN CA30ENBL \$79 retail	TF30NSN TF30NBL \$79 retail	TA30NSN TA30NBL \$79 retail	TA30WFSN TA30WFBL \$79 retail	TF30ENSN TF30ENBL \$79 retail	TA30ENSN TA30ENBL \$79 retail

OPTION



Translucent plastic tie wrap of 8-1/2" to keep the wires in the channels.
 ** To order with a channel or a modesty MFME (quantity of 5 per bag).

TWTR **N/C**



Black reinforcing bar 11 GA for tables of 60" and more without modesty or channel (sold separately).

* Non available for FT mechanism *

** No cpu or keyboard can be installed with the reinforcing bar. **

BST60 56
BST66 64
BST72 69

**** The reinforcing bar is available for rectangular surfaces and double convex surfaces ****

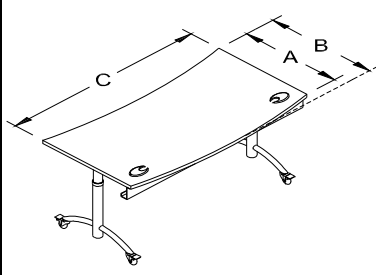
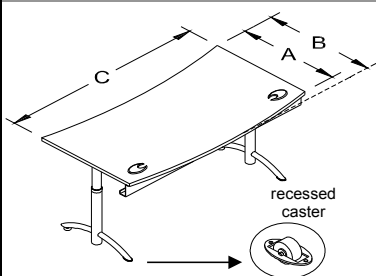
*** Add **BST** at the end of the code Ex : 3060RECF24NSNBST ***

IMPORTANT : The metal standard color is SATIN NICKEL "SN"


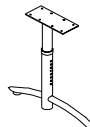
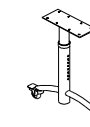
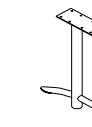




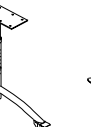
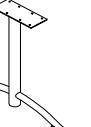
Also available in black : change **SN** to **BL**

EX : AC-2448RXCFTMA24WFSN for AC-2448RXCFTMA24WFB

**** All legs, channels and modesty panels
 are installed installed with threaded
 metal-to metal connection.**

	PRODUCTS	CODES	FINISH	
			AC	ACL
	<ul style="list-style-type: none"> - Double convex worksurface with two standard (CAPF) satin nickel grommets on each side; - Adjustable satin nickel "T" legs of 2-1/2" diameter with locking casters; - Fixed full lenght metal channel, satin nickel finish. 	A B C		
		242748RXCFTMA24WFSN	929	1085
		242754RXCFTMA24WFSN	965	1128
		242760RXCFTMA24WFSN	992	1172
		242766RXCFTMA24WFSN	1020	1214
		242772RXCFTMA24WFSN	1047	1258
		303348RXCFTMA24WFSN	971	1149
		303354RXCFTMA24WFSN	1006	1209
		303360RXCFTMA24WFSN	1040	1258
		303366RXCFTMA24WFSN	1074	1309
		303372RXCFTMA24WFSN	1103	1360
	<ul style="list-style-type: none"> - Double convex worksurface with two standard (CAPF) satin nickel grommets on each side; - Adjustable satin nickel "T" legs of 2-1/2" diameter with levelers & recessed casters; - Fixed full lenght metal channel, satin nickel finish. 	242748RXCFTMA24ENS	929	1085
		242754RXCFTMA24ENS	965	1128
		242760RXCFTMA24ENS	992	1172
		242766RXCFTMA24ENS	1020	1214
		242772RXCFTMA24ENS	1047	1258
		303348RXCFTMA24ENS	971	1149
		303354RXCFTMA24ENS	1006	1209
		303360RXCFTMA24ENS	1040	1258
		303366RXCFTMA24ENS	1074	1309
		303372RXCFTMA24ENS	1103	1360

Addition per table for legs of 2-1/2" diameter and of 30" spread:

									
CF30NSN CF30NBL \$79 retail	CA30NSN CA30NBL \$79 retail	CA30WFSN CA30WFBL \$79 retail	CF30ENSN CF30ENBL \$79 retail	CA30ENSN CA30ENBL \$79 retail	TF30NSN TF30NBL \$79 retail	TA30NSN TA30NBL \$79 retail	TA30WFSN TA30WFBL \$79 retail	TF30ENSN TF30ENBL \$79 retail	TA30ENSN TA30ENBL \$79 retail

OPTION



Translucent plastic tie wrap of 8-1/2" to keep the wires in the channels.

** To order with a channel or a modesty MFME (quantity of 5 per bag).

TWTR

N/C



Black reinforcing bar 11 GA for tables of 60" and more without modesty or channel (sold separately).

* Non available for FT mechanism *

** No cpu or keyboard can be installed with the reinforcing bar. **

BST60

56

BST66

64

BST72

69

**** The reinforcing bar is available for rectangular surfaces and double convex surfaces ****

*** Add BST at the end of the code Ex : 3060RECF24NSNBST ***

How to order?
242748RXCFCMF24EN
 (AC / ACL) (SN / BL)

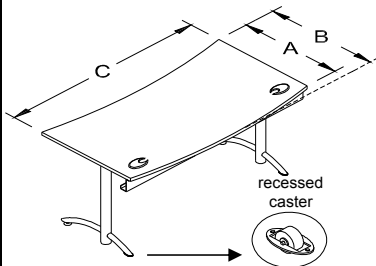
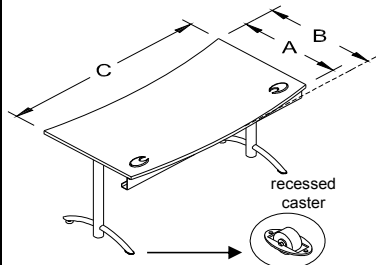
**DOUBLE CONVEX WORKSURFACE
 WITH FULL LENGTH
 METAL CHANNEL "CFM"**

IMPORTANT : The metal standard color is SATIN NICKEL "SN"


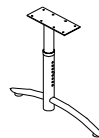
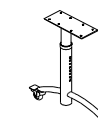
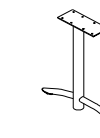
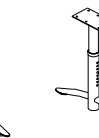



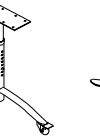
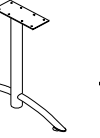
Also available in black : change **SN** to **BL**

EX : AC-2448RXCFCMF24EN**SN** for AC-2448RXCFCMF24EN**NBL**

**** All legs, channels and modesty panels ****
are installed installed with threaded
metal-to metal connection.

	PRODUCTS	CODES	FINISH	
			AC	ACL
	<ul style="list-style-type: none"> - Double convex worksurface with two standard (CAPF) satin nickel grommets on each side; - Fixed satin nickel "C" legs of 2-1/2" diameter with levelers & recessed casters; - Fixed full length metal channel, satin nickel finish. 	A B C		
		242748RXCFCMF24EN SN	889	1042
		242754RXCFCMF24EN SN	924	1085
		242760RXCFCMF24EN SN	950	1128
		242766RXCFCMF24EN SN	978	1172
		242772RXCFCMF24EN SN	1006	1214
		303348RXCFCMF24EN SN	929	1106
		303354RXCFCMF24EN SN	965	1164
		303360RXCFCMF24EN SN	999	1214
		303366RXCFCMF24EN SN	1033	1264
		303372RXCFCMF24EN SN	1059	1316
	<ul style="list-style-type: none"> - Double convex worksurface with two standard (CAPF) satin nickel grommets on each side; - Fixed satin nickel "T" legs of 2-1/2" diameter with levelers & recessed casters; - Fixed full length metal channel, satin nickel finish. 	242748RXCFTF24EN SN	737	883
		242754RXCFTF24EN SN	771	925
		242760RXCFTF24EN SN	798	970
		242766RXCFTF24EN SN	827	1013
		242772RXCFTF24EN SN	855	1056
		303348RXCFTF24EN SN	778	947
		303354RXCFTF24EN SN	813	1005
		303360RXCFTF24EN SN	846	1056
		303366RXCFTF24EN SN	881	1106
		303372RXCFTF24EN SN	908	1158

Addition per table for legs of 2-1/2" diameter and of 30" spread:

									
CF30NSN CF30NBL \$79 retail	CA30NSN CA30NBL \$79 retail	CA30WFSN CA30WFBL \$79 retail	CF30ENSN CF30ENBL \$79 retail	CA30ENSN CA30ENBL \$79 retail	TF30NSN TF30NBL \$79 retail	TA30NSN TA30NBL \$79 retail	TA30WFSN TA30WFBL \$79 retail	TF30ENSN TF30ENBL \$79 retail	TA30ENSN TA30ENBL \$79 retail

OPTION



Translucent plastic tie wrap of 8-1/2" to keep the wires in the channels.

** To order with a channel or a modesty MFME (quantity of 5 per bag).

TWTR

N/C



Black reinforcing bar 11 GA for tables of 60" and more without modesty or channel (sold separately).

* Non available for FT mechanism *

** No cpu or keyboard can be installed with the reinforcing bar. **

BST60

56

BST66

64

BST72

69

**** The reinforcing bar is available for rectangular surfaces and double convex surfaces ****

*** Add **BST** at the end of the code Ex : 3060RECF24NSNBST ***

How to order?
3048RECMMFMCF24N
 (AC / ACL) (SN / BL)

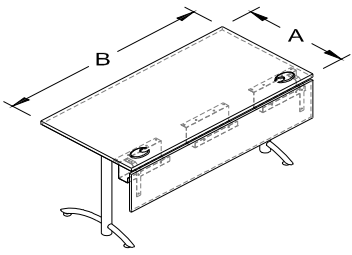
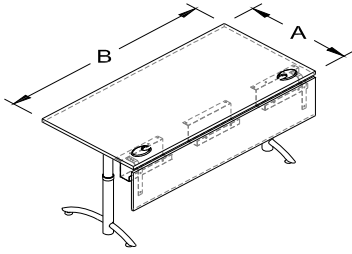
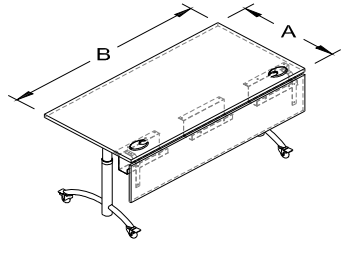
**RECTANGULAR WORKSURFACE
 WITH FIXED MELAMINE
 MODESTY PANEL & FIXED
 METAL CHANNELS "CMMFM"**

IMPORTANT : The metal standard color is SATIN NICKEL "SN"

Also available in black : change **SN** to **BL**

EX : AC-2448RECMMFMCF24NSN for AC-2448RECMMFMCF24NBL

**** All legs, channels and modesty panels ****
 are installed installed with threaded
 metal-to metal connection.

	PRODUCTS	CODES	FINISH	
			AC	ACL
	<ul style="list-style-type: none"> - Rectangular worksurface with two standard (CAPF) satin nickel grommets on each side; - Fixed satin nickel "C" legs of 2-1/2" diameter with levelers; - Fixed 14" metal channels, satin nickel finish; 48", 54" = 2 channels 60", 66" et 72" = 3 channels - Fixed melamine modesty panel, 5/8" thick, 12" high with 2 satin nickel supports (SFM). 	A B		
		3048RECMMFMCF24NSN	938	1112
		3054RECMMFMCF24NSN	971	1172
		3060RECMMFMCF24NSN	1053	1274
		3066RECMMFMCF24NSN	1089	1323
		3072RECMMFMCF24NSN	1116	1372
	<ul style="list-style-type: none"> - Rectangular worksurface with two standard (CAPF) satin nickel grommets on each side; - Adjustable satin nickel "C" legs of 2-1/2" diameter with levelers; - Fixed 14" metal channels, satin nickel finish; 48", 54" = 2 channels 60", 66" et 72" = 3 channels - Fixed melamine modesty panel, 5/8" thick, 12" high with 2 satin nickel supports (SFM). 	3048RECMMFMCA24NSN	1047	1229
		3054RECMMFMCA24NSN	1080	1286
		3060RECMMFMCA24NSN	1164	1388
		3066RECMMFMCA24NSN	1198	1439
		3072RECMMFMCA24NSN	1225	1490
	<ul style="list-style-type: none"> - Rectangular worksurface with two standard (CAPF) satin nickel grommets on each side; - Adjustable satin nickel "C" legs of 2-1/2" diameter with locking casters; - Fixed 14" metal channels, satin nickel finish; 48", 54" = 2 channels 60", 66" et 72" = 3 channels - Fixed melamine modesty panel, 5/8" thick, 12" high with 2 satin nickel supports (SFM). 	3048RECMMFMCA24WFSN	1103	1286
		3054RECMMFMCA24WFSN	1138	1345
		3060RECMMFMCA24WFSN	1220	1447
		3066RECMMFMCA24WFSN	1253	1497
		3072RECMMFMCA24WFSN	1281	1548

Addition per table for legs of 2-1/2" diameter and of 30" spread:

CF30NSN CF30NBL \$79 retail	CA30NSN CA30NBL \$79 retail	CA30WFSN CA30WFBL \$79 retail	CF30ENSN CF30ENBL \$79 retail	CA30ENSN CA30ENBL \$79 retail	TF30NSN TF30NBL \$79 retail	TA30NSN TA30NBL \$79 retail	TA30WFSN TA30WFBL \$79 retail	TF30ENSN TF30ENBL \$79 retail	TA30ENSN TA30ENBL \$79 retail

OPTION



Translucent plastic tie wrap of 8-1/2" to keep the wires in the channels.

** To order with a channel or a modesty MFME (quantity of 5 per bag).

TWTR **N/C**



Black reinforcing bar 11 GA for tables of 60" and more without modesty or channel (sold separately).

* Non available for FT mechanism *

** No cpu or keyboard can be installed with the reinforcing bar. **

BST60 56
BST66 64
BST72 69

** The reinforcing bar is available for rectangular surfaces and double convex surfaces **

*** Add **BST** at the end of the code **Ex :** 3060REC24NSNBST ***

How to order?
3048RECMMFMCA24EN
 (AC / ACL) (SN / BL)

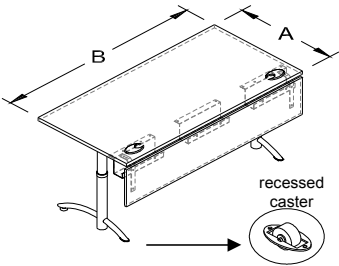
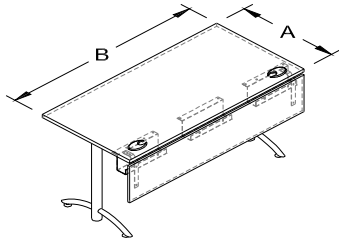
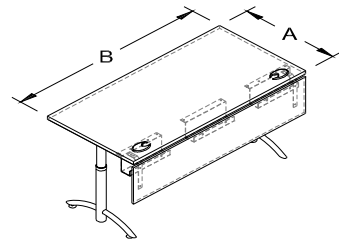
**RECTANGULAR WORKSURFACE
 WITH FIXED MELAMINE
 MODESTY PANEL & FIXED
 METAL CHANNELS "CMMFM"**

IMPORTANT : The metal standard color is SATIN NICKEL "SN"

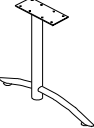
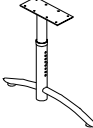
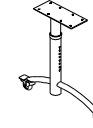
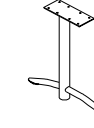
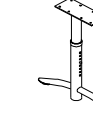
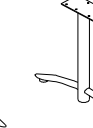
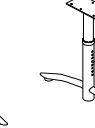



Also available in black : change **SN** to **BL**

EX : AC-2448RECMMFMCA24EN**SN** for AC-2448RECMMFMCA24EN**BL**

**** All legs, channels and modesty panels ****
are installed installed with threaded
metal-to metal connection.

	PRODUCTS	CODES	FINISH	
			AC	ACL
	<ul style="list-style-type: none"> - Rectangular worksurface with two standard (CAPF) satin nickel grommets on each side; - Adjustable satin nickel "C" legs of 2-1/2" diameter with levelers & recessed casters; - Fixed 14" metal channels, satin nickel finish; 48", 54" = 2 channels; 60", 66" et 72" = 3 channels - Fixed melamine modesty panel, 5/8" thick, 12" high with 2 satin nickel supports (SFM). 	A B		
		3048RECMMFMCA24EN SN	1103	1286
		3054RECMMFMCA24EN SN	1138	1345
		3060RECMMFMCA24EN SN	1220	1447
		3066RECMMFMCA24EN SN	1253	1497
		3072RECMMFMCA24EN SN	1281	1548
	<ul style="list-style-type: none"> - Rectangular worksurface with two standard (CAPF) satin nickel grommets on each side; - Fixed satin nickel "T" legs of 2-1/2" diameter with levelers; - Fixed 14" metal channels, satin nickel finish; 48", 54" = 2 channels; 60", 66" et 72" = 3 channels - Fixed melamine modesty panel, 5/8" thick, 12" high with 2 satin nickel supports (SFM). 	2448RECMMFMTF24 NSN	846	998
		2454RECMMFMTF24 NSN	875	1042
		2460RECMMFMTF24 NSN	957	1134
		2466RECMMFMTF24 NSN	984	1185
		2472RECMMFMTF24 NSN	1012	1222
		3048RECMMFMTF24 NSN	881	1056
		3054RECMMFMTF24 NSN	916	1112
		3060RECMMFMTF24 NSN	999	1214
	<ul style="list-style-type: none"> - Rectangular worksurface with two standard (CAPF) satin nickel grommets on each side; - Adjustable satin nickel "T" legs of 2-1/2" diameter with levelers; - Fixed 14" metal channels, satin nickel finish; 48", 54" = 2 channels; 60", 66" et 72" = 3 channels - Fixed melamine modesty panel, 5/8" thick, 12" high with 2 satin nickel supports (SFM). 	2448RECMMFMTA24 NSN	1012	1172
		2454RECMMFMTA24 NSN	1040	1214
		2460RECMMFMTA24 NSN	1122	1309
		2466RECMMFMTA24 NSN	1151	1360
		2472RECMMFMTA24 NSN	1178	1395
		3048RECMMFMTA24 NSN	1047	1229
		3054RECMMFMTA24 NSN	1080	1286
		3060RECMMFMTA24 NSN	1164	1388
		3066RECMMFMTA24 NSN	1198	1439
		3072RECMMFMTA24 NSN	1225	1490

Addition per table for legs of 2-1/2" diameter and of 30" spread:

									
CF30NSN CF30NBL \$79 retail	CA30NSN CA30NBL \$79 retail	CA30WFSN CA30WFBL \$79 retail	CF30ENSN CF30ENBL \$79 retail	CA30ENSN CA30ENBL \$79 retail	TF30NSN TF30NBL \$79 retail	TA30NSN TA30NBL \$79 retail	TA30WFSN TA30WFBL \$79 retail	TF30ENSN TF30ENBL \$79 retail	TA30ENSN TA30ENBL \$79 retail

OPTION



Translucent plastic tie wrap of 8-1/2" to keep the wires in the channels.
**** To order with a channel or a modesty MFME (quantity of 5 per bag).**

TWTR

N/C



Black reinforcing bar 11 GA for tables of 60" and more without modesty or channel (sold separately).

*** Non available for FT mechanism ***

**** No cpu or keyboard can be installed with the reinforcing bar. ****

BST60

56

BST66

64

BST72

69

**** The reinforcing bar is available for rectangular surfaces and double convex surfaces ****

***** Add BST at the end of the code Ex : 3060RECF24NSNBST *****

How to order?
_ 2448RECMMFMTA24WF _
 (AC / ACL) (SN / BL)

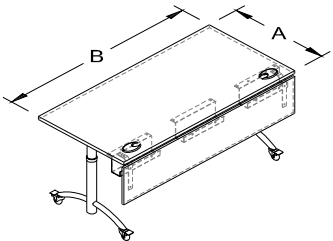
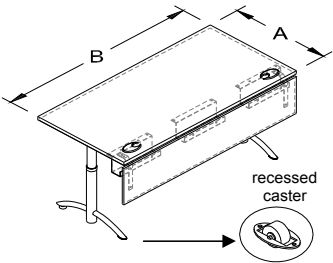
**RECTANGULAR WORKSURFACE
 WITH FIXED MELAMINE
 MODESTY PANEL & FIXED
 METAL CHANNELS "CMMFM"**

IMPORTANT : The metal standard color is SATIN NICKEL "SN"

Also available in black : change **SN** to **BL**

EX : 2448RECMMFMTA24WFSN for 2448RECMMFMTA24WFBL

**** All legs, channels and modesty panels ****
 are installed with threaded
 metal-to metal connection.

	PRODUCTS	CODES	FINISH	
			AC	ACL
	<ul style="list-style-type: none"> - Rectangular worksurface with two standard (CAPF) satin nickel grommets on each side; - Adjustable satin nickel "T" legs of 2-1/2" diameter with locking casters; - Fixed 14" metal channels, satin nickel finish; 48", 54" = 2 channels 60", 66" et 72" = 3 channels - Fixed melamine modesty panel, 5/8" thick, 12" high with 2 satin nickel supports (SFM). 	A B		
		2448RECMMFMTA24WFSN	1068	1229
		2454RECMMFMTA24WFSN	1094	1274
		2460RECMMFMTA24WFSN	1178	1366
		2466RECMMFMTA24WFSN	1204	1415
		2472RECMMFMTA24WFSN	1233	1452
		3048RECMMFMTA24WFSN	1103	1286
		3054RECMMFMTA24WFSN	1138	1345
		3060RECMMFMTA24WFSN	1220	1447
		3066RECMMFMTA24WFSN	1253	1497
		3072RECMMFMTA24WFSN	1281	1548
	<ul style="list-style-type: none"> - Rectangular worksurface with two standard (CAPF) satin nickel grommets on each side; - Adjustable satin nickel "T" legs of 2-1/2" diameter with levelers & recessed casters; - Fixed 14" metal channels, satin nickel finish; 48", 54" = 2 channels 60", 66" et 72" = 3 channels - Fixed melamine modesty panel, 5/8" thick, 12" high with 2 satin nickel supports (SFM). 	2448RECMMFMTA24ENS	1068	1229
		2454RECMMFMTA24ENS	1094	1274
		2460RECMMFMTA24ENS	1178	1366
		2466RECMMFMTA24ENS	1204	1415
		2472RECMMFMTA24ENS	1233	1452
		3048RECMMFMTA24ENS	1103	1286
		3054RECMMFMTA24ENS	1138	1345
		3060RECMMFMTA24ENS	1220	1447
		3066RECMMFMTA24ENS	1253	1497
		3072RECMMFMTA24ENS	1281	1548

Addition per table for legs of 2-1/2" diameter and of 30" spread:

CF30NSN CF30NBL \$79 retail	CA30NSN CA30NBL \$79 retail	CA30WFSN CA30WFBL \$79 retail	CF30ENSN CF30ENBL \$79 retail	CA30ENSN CA30ENBL \$79 retail	TF30NSN TF30NBL \$79 retail	TA30NSN TA30NBL \$79 retail	TA30WFSN TA30WFBL \$79 retail	TF30ENSN TF30ENBL \$79 retail	TA30ENSN TA30ENBL \$79 retail

OPTION



Translucent plastic tie wrap of 8-1/2" to keep the wires in the channels.

** To order with a channel or a modesty MFME (quantity of 5 per bag).

TWTR

N/C



Black reinforcing bar 11 GA for tables of 60" and more without modesty or channel (sold separately).

* Non available for FT mechanism *

** No cpu or keyboard can be installed with the reinforcing bar. **

BST60

56

BST66

64

BST72

69

**** The reinforcing bar is available for rectangular surfaces and double convex surfaces ****

*** Add **BST** at the end of the code **Ex :** 3060RECF24NSNBST ***

How to order?
2448RECMMFMCF24EN
 (AC / ACL) (SN / BL)

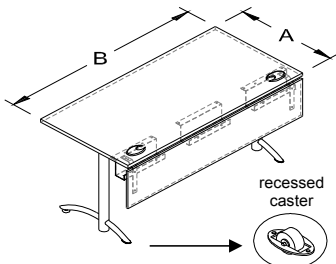
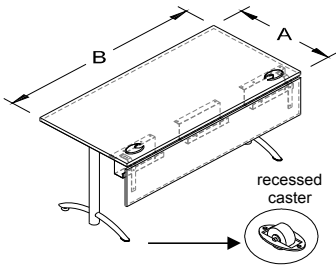
**RECTANGULAR WORKSURFACE
 WITH FIXED MELAMINE
 MODESTY PANEL & FIXED
 METAL CHANNELS "CMMFM"**

IMPORTANT : The metal standard color is SATIN NICKEL "SN"

Also available in black : change **SN** to **BL**

EX : 2448RECMMFMCF24EN**SN** for 2448RECMMFMCF24EN**BL**

**** All legs, channels and modesty panels ****
 are installed with threaded
 metal-to metal connection.

	PRODUCTS	CODES	FINISH	
			AC	ACL
	<ul style="list-style-type: none"> - Rectangular worksurface with two standard (CAPF) satin nickel grommets on each side; - Fixed satin nickel "C" legs of 2-1/2" diameter with levelers & recessed casters; - Fixed 14" metal channels, satin nickel finish; 48", 54" = 2 channels 60", 66" et 72" = 3 channels - Fixed melamine modesty panel, 5/8" thick, 12" high with 2 satin nickel supports (SFM). 	A B		
		2448RECMMFMCF24EN SN	1025	1185
		2454RECMMFMCF24EN SN	1053	1229
		2460RECMMFMCF24EN SN	1138	1323
		2466RECMMFMCF24EN SN	1164	1372
		2472RECMMFMCF24EN SN	1192	1410
		3048RECMMFMCF24EN SN	1059	1243
		3054RECMMFMCF24EN SN	1094	1301
		3060RECMMFMCF24EN SN	1178	1402
		3066RECMMFMCF24EN SN	1213	1452
		3072RECMMFMCF24EN SN	1239	1504
	<ul style="list-style-type: none"> - Rectangular worksurface with two standard (CAPF) satin nickel grommets on each side; - Fixed satin nickel "T" legs of 2-1/2" diameter with levelers & recessed casters; - Fixed 14" metal channels, satin nickel finish; 48", 54" = 2 channels 60", 66" et 72" = 3 channels - Fixed melamine modesty panel, 5/8" thick, 12" high with 2 satin nickel supports (SFM). 	2448RECMMFMTF24EN SN	875	1027
		2454RECMMFMTF24EN SN	902	1071
		2460RECMMFMTF24EN SN	984	1164
		2466RECMMFMTF24EN SN	1012	1214
		2472RECMMFMTF24EN SN	1040	1252
		3048RECMMFMTF24EN SN	908	1085
		3054RECMMFMTF24EN SN	943	1143
		3060RECMMFMTF24EN SN	1025	1243
		3066RECMMFMTF24EN SN	1059	1295
		3072RECMMFMTF24EN SN	1089	1345

Addition per table for legs of 2-1/2" diameter and of 30" spread:

CF30NSN CF30NBL \$79 retail	CA30NSN CA30NBL \$79 retail	CA30WFSN CA30WFBL \$79 retail	CF30ENSN CF30ENBL \$79 retail	CA30ENSN CA30ENBL \$79 retail	TF30NSN TF30NBL \$79 retail	TA30NSN TA30NBL \$79 retail	TA30WFSN TA30WFBL \$79 retail	TF30ENSN TF30ENBL \$79 retail	TA30ENSN TA30ENBL \$79 retail

OPTION



Translucent plastic tie wrap of 8-1/2" to keep the wires in the channels.
**** To order with a channel or a modesty MFME (quantity of 5 per bag).**

TWTR N/C



Black reinforcing bar 11 GA for tables of 60" and more without modesty or channel (sold separately).
*** Non available for FT mechanism ***
**** No cpu or keyboard can be installed with the reinforcing bar. ****

BST60 56
BST66 64
BST72 69

**** The reinforcing bar is available for rectangular surfaces and double convex surfaces ****

***** Add BST at the end of the code Ex : 3060RECF24NSNBST *****

How to order?
303348RXCMMFMCF24N
 (AC / ACL) (SN / BL)

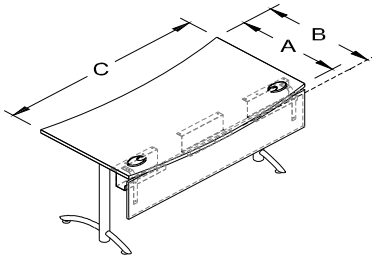
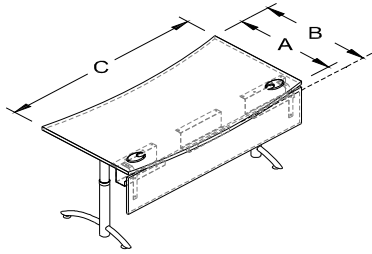
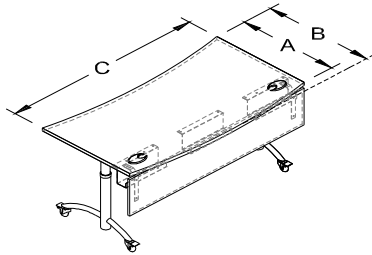
**DOUBLE CONVEX WORKSURFACE
 WITH FIXED MELAMINE
 MODESTY PANEL & FIXED
 METAL CHANNELS "CMMFM"**

IMPORTANT : The metal standard color is SATIN NICKEL "SN"


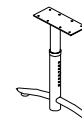
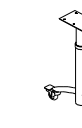


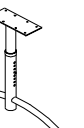
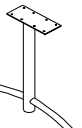

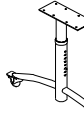



Also available in black : change **SN** to **BL**

EX : AC-2448RXCMMFMCF24NSN for AC-2448RXCMMFMCF24NBL

**** All legs, channels and modesty panels ****
are installed installed with threaded
metal-to metal connection.

	PRODUCTS	CODES	FINISH	
			AC	ACL
 <ul style="list-style-type: none"> - Double convex work surface with two standard (CAPF) satin nickel grommets on each side; - Fixed satin nickel "C" legs of 2-1/2" diameter with levelers; - Fixed 14" metal channels, satin nickel finish; 48", 54" = 2 channels 60", 66" et 72" = 3 channels - Fixed melamine modesty panel, 5/8" thick, 12" high with 2 satin nickel supports (SFM). 		A B C		
		303348RXCMMFMCF24NSN	971	1149
		303354RXCMMFMCF24NSN	1006	1209
		303360RXCMMFMCF24NSN	1094	1316
		303366RXCMMFMCF24NSN	1138	1372
		303372RXCMMFMCF24NSN	1164	1425
 <ul style="list-style-type: none"> - Double convex work surface with two standard (CAPF) satin nickel grommets on each side; - Adjustable satin nickel "C" legs of 2-1/2" diameter with levelers; - Fixed 14" metal channels, satin nickel finish; 48", 54" = 2 channels 60", 66" et 72" = 3 channels - Fixed melamine modesty panel, 5/8" thick, 12" high with 2 satin nickel supports (SFM). 		303348RXCMMFMCA24NSN	1080	1264
		303354RXCMMFMCA24NSN	1116	1323
		303360RXCMMFMCA24NSN	1204	1432
		303366RXCMMFMCA24NSN	1247	1490
		303372RXCMMFMCA24NSN	1274	1540
 <ul style="list-style-type: none"> - Double convex work surface with two standard (CAPF) satin nickel grommets on each side; - Adjustable satin nickel "C" legs of 2-1/2" diameter with locking casters; - Fixed 14" metal channels, satin nickel finish; 48", 54" = 2 channels 60", 66" et 72" = 3 channels - Fixed melamine modesty panel, 5/8" thick, 12" high with 2 satin nickel supports (SFM). 		303348RXCMMFMCA24WFSN	1138	1323
		303354RXCMMFMCA24WFSN	1170	1383
		303360RXCMMFMCA24WFSN	1260	1490
		303366RXCMMFMCA24WFSN	1301	1548
		303372RXCMMFMCA24WFSN	1329	1597

Addition per table for legs of 2-1/2" diameter and of 30" spread:

											
CF30NSN CF30NBL \$79 retail	CA30NSN CA30NBL \$79 retail	CA30WFSN CA30WFBL \$79 retail	CF30ENSN CF30ENBL \$79 retail	CA30ENSN CA30ENBL \$79 retail	TF30NSN TF30NBL \$79 retail	TA30NSN TA30NBL \$79 retail	TA30WFSN TA30WFBL \$79 retail	TF30ENSN TF30ENBL \$79 retail	TA30ENSN TA30ENBL \$79 retail		

OPTION



Translucent plastic tie wrap of 8-1/2" to keep the wires in the channels.

** To order with a channel or a modesty MFME (quantity of 5 per bag).

TWTR

N/C



Black reinforcing bar 11 GA for tables of 60" and more without modesty or channel (sold separately).

* Non available for FT mechanism *

** No cpu or keyboard can be installed with the reinforcing bar. **

BST60

56

BST66

64

BST72

69

**** The reinforcing bar is available for rectangular surfaces and double convex surfaces ****

*** Add **BST** at the end of the code **Ex :** 3060RECF24NSNBST ***

How to order?
_ 303348RXCMMFMCA24EN _
 (AC / ACL) (SN / BL)

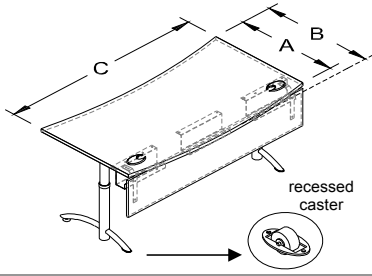
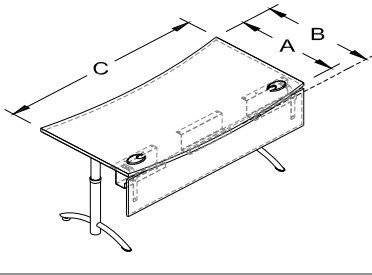
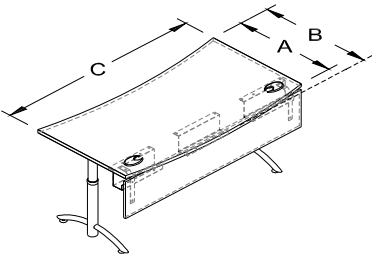
**DOUBLE CONVEX WORKSURFACE
 WITH FIXED MELAMINE
 MODESTY PANEL & FIXED
 METAL CHANNELS "CMMFM"**

IMPORTANT : The metal standard color is SATIN NICKEL "SN"


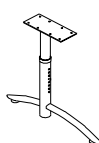
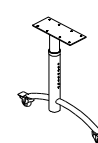
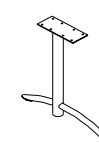
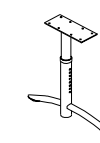
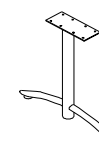
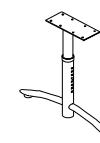
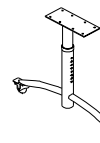
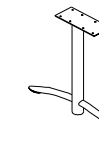
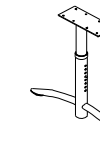
Also available in black : change **SN** to **BL**

EX : AC-2448RXCMMFMCA24ENSN for AC-2448RXCMMFMCA24ENBL

**** All legs, channels and modesty panels ****
are installed installed with threaded
metal-to metal connection.

	PRODUCTS	CODES	FINISH	
			AC	ACL
	<ul style="list-style-type: none"> - Double convex work surface with two standard (CAPF) satin nickel grommets on each side; - Adjustable satin nickel "C" legs of 2-1/2" diameter with levelers & recessed casters; - Fixed 14" metal channels, satin nickel finish; 48", 54" = 2 channels 60", 66" et 72" = 3 channels - Fixed melamine modesty panel, 5/8" thick, 12" high with 2 satin nickel supports (SFM). 	A B C		
		303348RXCMMFMCA24ENSN	1138	1323
		303354RXCMMFMCA24ENSN	1170	1383
		303360RXCMMFMCA24ENSN	1260	1490
		303366RXCMMFMCA24ENSN	1301	1548
		303372RXCMMFMCA24ENSN	1329	1597
	<ul style="list-style-type: none"> - Double convex work surface with two standard (CAPF) satin nickel grommets on each side; - Fixed satin nickel "T" legs of 2-1/2" diameter with levelers; - Fixed 14" metal channels, satin nickel finish; 48", 54" = 2 channels 60", 66" et 72" = 3 channels - Fixed melamine modesty panel, 5/8" thick, 12" high with 2 satin nickel supports (SFM). 	242748RXCMMFMTF24NSN	875	1027
		242754RXCMMFMTF24NSN	908	1071
		242760RXCMMFMTF24NSN	992	1172
		242766RXCMMFMTF24NSN	1025	1222
		242772RXCMMFMTF24NSN	1053	1264
		303348RXCMMFMTF24NSN	916	1092
		303354RXCMMFMTF24NSN	950	1149
		303360RXCMMFMTF24NSN	1040	1258
	<ul style="list-style-type: none"> - Double convex work surface with two standard (CAPF) satin nickel grommets on each side; - Adjustable satin nickel "T" legs of 2-1/2" diameter with levelers; - Fixed 14" metal channels, satin nickel finish; 48", 54" = 2 channels 60", 66" et 72" = 3 channels - Fixed melamine modesty panel, 5/8" thick, 12" high with 2 satin nickel supports (SFM). 	303366RXCMMFMTF24NSN	1080	1316
		303372RXCMMFMTF24NSN	1109	1366
		242748RXCMMFMTA24NSN	1040	1200
		242754RXCMMFMTA24NSN	1074	1243
		242760RXCMMFMTA24NSN	1156	1345
		242766RXCMMFMTA24NSN	1192	1395
		242772RXCMMFMTA24NSN	1220	1439
		303348RXCMMFMTA24NSN	1080	1264
		303354RXCMMFMTA24NSN	1116	1323
		303360RXCMMFMTA24NSN	1204	1432
		303366RXCMMFMTA24NSN	1247	1490
		303372RXCMMFMTA24NSN	1274	1540

Addition per table for legs of 2-1/2" diameter and of 30" spread:

									
CF30NSN CF30NBL \$79 retail	CA30NSN CA30NBL \$79 retail	CA30WFSN CA30WFBL \$79 retail	CF30ENSN CF30ENBL \$79 retail	CA30ENSN CA30ENBL \$79 retail	TF30NSN TF30NBL \$79 retail	TA30NSN TA30NBL \$79 retail	TA30WFSN TA30WFBL \$79 retail	TF30ENSN TF30ENBL \$79 retail	TA30ENSN TA30ENBL \$79 retail

OPTION



Translucent plastic tie wrap of 8-1/2" to keep the wires in the channels.
**** To order with a channel or a modesty MFME (quantity of 5 per bag).**

TWTR **N/C**



Black reinforcing bar 11 GA for tables of 60" and more without modesty or channel (sold separately).

*** Non available for FT mechanism ***

**** No cpu or keyboard can be installed with the reinforcing bar. ****

BST60 56
BST66 64
BST72 69

**** The reinforcing bar is available for rectangular surfaces and double convex surfaces ****

***** Add BST at the end of the code Ex : 3060RECF24NSNBST *****

How to order?
_ 242748RXCMMFMTA24WF _
 (AC / ACL) (SN / BL)

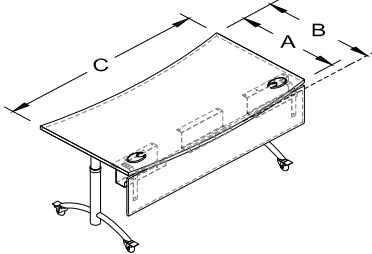
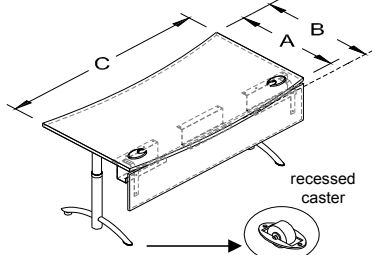
**DOUBLE CONVEX WORKSURFACE
 WITH FIXED MELAMINE
 MODESTY PANEL & FIXED
 METAL CHANNELS "CMMFM"**

IMPORTANT : The metal standard color is SATIN NICKEL "SN"

Also available in black : change **SN** to **BL**

EX : AC-2448RXCMMFMTA24WFSN for AC-2448RXCMMFMTA24WFB

**** All legs, channels and modesty panels **
 are installed installed with threaded
 metal-to metal connection.**

	PRODUCTS	CODES	FINISH	
			AC	ACL
	<ul style="list-style-type: none"> - Double convex work surface with two standard (CAPF) satin nickel grommets on each side; - Adjustable satin nickel "T" legs of 2-1/2" diameter with locking casters; - Fixed 14" metal channels, satin nickel finish; 48", 54" = 2 channels 60", 66" et 72" = 3 channels - Fixed melamine modesty panel, 5/8" thick, 12" high with 2 satin nickel supports (SFM). 	A B C		
		242748RXCMMFMTA24WFSN	1094	1258
		242754RXCMMFMTA24WFSN	1129	1301
		242760RXCMMFMTA24WFSN	1213	1402
		242766RXCMMFMTA24WFSN	1247	1452
		242772RXCMMFMTA24WFSN	1274	1497
		303348RXCMMFMTA24WFSN	1138	1323
		303354RXCMMFMTA24WFSN	1170	1383
		303360RXCMMFMTA24WFSN	1260	1490
		303366RXCMMFMTA24WFSN	1301	1548
	<ul style="list-style-type: none"> - Double convex work surface with two standard (CAPF) satin nickel grommets on each side; - Adjustable satin nickel "T" legs of 2-1/2" diameter with levelers & recessed casters; - Fixed 14" metal channels, satin nickel finish; 48", 54" = 2 channels 60", 66" et 72" = 3 channels - Fixed melamine modesty panel, 5/8" thick, 12" high with 2 satin nickel supports (SFM). 	242748RXCMMFMTA24ENS	1094	1258
		242754RXCMMFMTA24ENS	1129	1301
		242760RXCMMFMTA24ENS	1213	1402
		242766RXCMMFMTA24ENS	1247	1452
		242772RXCMMFMTA24ENS	1274	1497
		303348RXCMMFMTA24ENS	1138	1323
		303354RXCMMFMTA24ENS	1170	1383
		303360RXCMMFMTA24ENS	1260	1490
		303366RXCMMFMTA24ENS	1301	1548
		303372RXCMMFMTA24ENS	1329	1597

Addition per table for legs of 2-1/2" diameter and of 30" spread:

CF30NSN CF30NBL \$79 retail	CA30NSN CA30NBL \$79 retail	CA30WFSN CA30WFB \$79 retail	CF30ENSN CF30ENBL \$79 retail	CA30ENSN CA30ENBL \$79 retail	TF30NSN TF30NBL \$79 retail	TA30NSN TA30NBL \$79 retail	TA30WFSN TA30WFB \$79 retail	TF30ENSN TF30ENBL \$79 retail	TA30ENSN TA30ENBL \$79 retail

OPTION



Translucent plastic tie wrap of 8-1/2" to keep the wires in the channels.
**** To order with a channel or a modesty MFME (quantity of 5 per bag).**

TWTR N/C



Black reinforcing bar 11 GA for tables of 60" and more without modesty or channel (sold separately).

*** Non available for FT mechanism ***

**** No cpu or keyboard can be installed with the reinforcing bar. ****

BST60 56
BST66 64
BST72 69

**** The reinforcing bar is available for rectangular surfaces and double convex surfaces ****

***** Add BST at the end of the code Ex : 3060RECF24NSNBST *****

How to order?
242748RXCMMFMCF24WF
 (AC / ACL) (SN / BL)

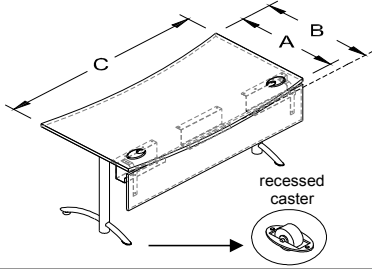
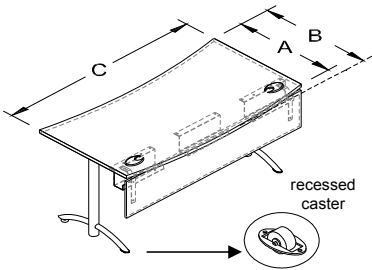
**DOUBLE CONVEX WORKSURFACE
 WITH FIXED MELAMINE
 MODESTY PANEL & FIXED
 METAL CHANNELS "CMMFM"**

IMPORTANT : The metal standard color is SATIN NICKEL "SN"

Also available in black : change **SN** to **BL**

EX : AC-2448RXCMMFMCF24ENSN for AC-2448RXCMMFMCF24ENBL

**** All legs, channels and modesty panels ****
are installed installed with threaded
metal-to metal connection.

	PRODUCTS	CODES	FINISH	
			AC	ACL
	<ul style="list-style-type: none"> - Double convex work surface with two standard (CAPF) satin nickel grommets on each side; - Fixed satin nickel "C" legs of 2-1/2" diameter with levelers & recessed casters; - Fixed 14" metal channels, satin nickel finish; 48", 54" = 2 channels; 60", 66" et 72" = 3 channels - Fixed melamine modesty panel, 5/8" thick, 12" high with 2 satin nickel supports (SFM). 	A B C		
		242748RXCMMFMCF24ENSN	1053	1214
		242754RXCMMFMCF24ENSN	1089	1258
		242760RXCMMFMCF24ENSN	1170	1360
		242766RXCMMFMCF24ENSN	1204	1410
		242772RXCMMFMCF24ENSN	1233	1452
		303348RXCMMFMCF24ENSN	1094	1281
		303354RXCMMFMCF24ENSN	1129	1338
		303360RXCMMFMCF24ENSN	1220	1447
		303366RXCMMFMCF24ENSN	1260	1504
		303372RXCMMFMCF24ENSN	1288	1553
	<ul style="list-style-type: none"> - Double convex work surface with two standard (CAPF) satin nickel grommets on each side; - Fixed satin nickel "T" legs of 2-1/2" diameter with levelers & recessed casters; - Fixed 14" metal channels, satin nickel finish; 48", 54" = 2 channels; 60", 66" et 72" = 3 channels - Fixed melamine modesty panel, 5/8" thick, 12" high with 2 satin nickel supports (SFM). 	242748RXCMMFMTF24ENSN	902	1056
		242754RXCMMFMTF24ENSN	938	1099
		242760RXCMMFMTF24ENSN	1020	1200
		242766RXCMMFMTF24ENSN	1053	1252
		242772RXCMMFMTF24ENSN	1080	1295
		303348RXCMMFMTF24ENSN	943	1121
		303354RXCMMFMTF24ENSN	978	1178
		303360RXCMMFMTF24ENSN	1068	1286
		303366RXCMMFMTF24ENSN	1109	1345
		303372RXCMMFMTF24ENSN	1138	1395

Addition per table for legs of 2-1/2" diameter and of 30" spread:

CF30NSN CF30NBL \$79 retail	CA30NSN CA30NBL \$79 retail	CA30WFSN CA30WFBL \$79 retail	CF30ENSN CF30ENBL \$79 retail	CA30ENSN CA30ENBL \$79 retail	TF30NSN TF30NBL \$79 retail	TA30NSN TA30NBL \$79 retail	TA30WFSN TA30WFBL \$79 retail	TF30ENSN TF30ENBL \$79 retail	TA30ENSN TA30ENBL \$79 retail

OPTION



Translucent plastic tie wrap of 8-1/2" to keep the wires in the channels.
**** To order with a channel or a modesty MFME (quantity of 5 per bag).**

TWTR

N/C



Black reinforcing bar 11 GA for tables of 60" and more without modesty or channel (sold separately).

*** Non available for FT mechanism ***

**** No cpu or keyboard can be installed with the reinforcing bar. ****

BST60

56

BST66

64

BST72

69

**** The reinforcing bar is available for rectangular surfaces and double convex surfaces ****

***** Add BST at the end of the code Ex : 3060RECF24NSNBST *****

How to order?
_ 2448TZCMMFMCF24N _
 (AC / ACL) (SN / BL)

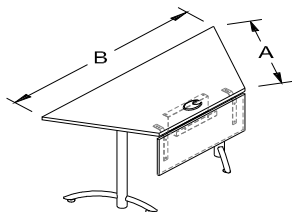
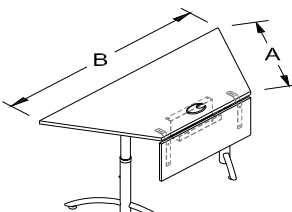
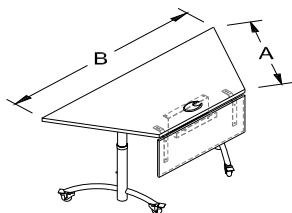
**TRAPEZOIDAL WORKSURFACE
 WITH FIXED MELAMINE
 MODESTY PANEL & FIXED
 METAL CHANNELS "CMMFM"**

IMPORTANT : The metal standard color is SATIN NICKEL "SN"

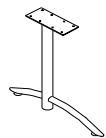
Also available in black : change **SN** to **BL**

EX : AC-2448TZCMMIMCF24NSN for AC-2448TZCMMIMCF24NBL

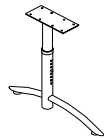
**** All legs, channels and modesty panels ****
 are installed installed with threaded
 metal-to metal connection.

	PRODUCTS	CODES	FINISH	
			AC	ACL
	<ul style="list-style-type: none">- Trapezoidal worksurface with 1 standard centered satin nickel grommet (CAPF);- Fixed satin nickel "C" legs of 2-1/2" diameter with levelers;- One fixed 14" metal channel, satin nickel finish;- Fixed melamine modesty panel, 5/8" thick, 12" high with 2 satin nickel supports (SFM). <p>Center measurement for: 24" depth: 20-1/2" 30" depth: 25-3/4"</p>	A B		
		2448TZCMMFMCF24NSN	805	953
		2454TZCMMFMCF24NSN	841	998
		2460TZCMMFMCF24NSN	868	1042
		2466TZCMMFMCF24NSN	902	1092
		2472TZCMMFMCF24NSN	929	1134
		3048TZCMMFMCF24NSN	846	1020
		3054TZCMMFMCF24NSN	881	1076
		3060TZCMMFMCF24NSN	916	1128
		3066TZCMMFMCF24NSN	957	1185
3072TZCMMFMCF24NSN	984	1237		
	<ul style="list-style-type: none">- Trapezoidal worksurface with 1 standard centered satin nickel grommet (CAPF);- Adjustable satin nickel "C" legs of 2-1/2" diameter with levelers;- One fixed 14" metal channel, satin nickel finish;- Fixed melamine modesty panel, 5/8" thick, 12" high with 2 satin nickel supports (SFM). <p>Center measurement for: 24" depth: 20-1/2" 30" depth: 25-3/4"</p>	2448TZCMMFMCA24NSN	916	1071
		2454TZCMMFMCA24NSN	950	1112
		2460TZCMMFMCA24NSN	978	1158
		2466TZCMMFMCA24NSN	1012	1209
		2472TZCMMFMCA24NSN	1040	1252
		3048TZCMMFMCA24NSN	957	1134
		3054TZCMMFMCA24NSN	992	1195
		3060TZCMMFMCA24NSN	1025	1243
		3066TZCMMFMCA24NSN	1068	1301
		3072TZCMMFMCA24NSN	1094	1352
	<ul style="list-style-type: none">- Trapezoidal worksurface with 1 standard centered satin nickel grommet (CAPF);- Adjustable satin nickel "C" legs of 2-1/2" diameter with locking casters;- One fixed 14" metal channel, satin nickel finish;- Fixed melamine modesty panel, 5/8" thick, 12" high with 2 satin nickel supports (SFM). <p>Center measurement for: 24" depth: 20-1/2" 30" depth: 25-3/4"</p>	2448TZCMMFMCA24WFSN	971	1128
		2454TZCMMFMCA24WFSN	1006	1172
		2460TZCMMFMCA24WFSN	1033	1214
		2466TZCMMFMCA24WFSN	1068	1264
		2472TZCMMFMCA24WFSN	1094	1309
		3048TZCMMFMCA24WFSN	1012	1195
		3054TZCMMFMCA24WFSN	1047	1252
		3060TZCMMFMCA24WFSN	1080	1301
		3066TZCMMFMCA24WFSN	1122	1360
		3072TZCMMFMCA24WFSN	1151	1410

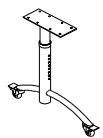
Addition per table for legs of 2-1/2" diameter and of 30" spread:



CF30NSN
CF30NBL
\$79 retail



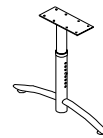
CA30NSN
CA30NBL
\$79 retail



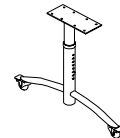
CA30WFSN
CA30WFBL
\$79 retail



TF30NSN
TF30NBL
\$79 retail



TA30NSN
TA30NBL
\$79 retail



TA30WFSN
TA30WFBL
\$79 retail

OPTION



Translucent plastic tie wrap of 8-1/2" to keep the wires in the channels.
 ** To order with a channel or a modesty MFME (quantity of 5 per bag).

TWTR

N/C

How to order?
2448TZCMMFMTF24N
 (AC / ACL) (SN / BL)

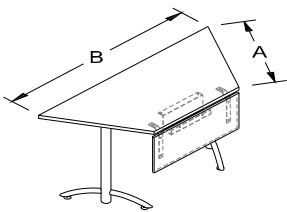
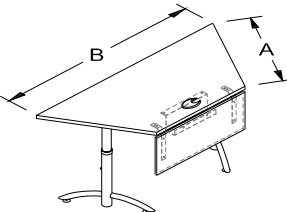
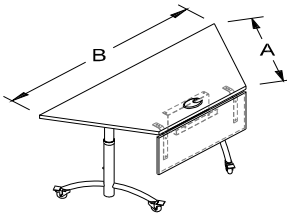
**TRAPEZOIDAL WORKSURFACE
 WITH FIXED MELAMINE
 MODESTY PANEL & FIXED
 METAL CHANNELS "CMMFM"**

IMPORTANT : The metal standard color is SATIN NICKEL "SN"

Also available in black : change **SN** to **BL**

EX : AC-2448TZCMMIMCA24ENSN for AC-2448TZCMMIMCA24ENBL

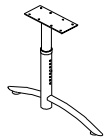
**** All legs, channels and modesty panels ****
are installed installed with threaded
metal-to metal connection.

	PRODUCTS	CODES	FINISH	
			AC	ACL
 <ul style="list-style-type: none"> - Trapezoidal worksurface with 1 standard centered satin nickel grommet (CAPF); - Fixed satin nickel "T" legs of 2-1/2" diameter with levelers; - One fixed 14" metal channel, satin nickel finish; - Fixed melamine modesty panel, 5/8" thick, 12" high with 2 satin nickel supports (SFM). <p>Center measurement for: 24" depth: 20-1/2" 30" depth: 25-3/4"</p>	<p>A B</p> <ul style="list-style-type: none"> 2448TZCMMFMTF24NSN 2454TZCMMFMTF24NSN 2460TZCMMFMTF24NSN 2466TZCMMFMTF24NSN 2472TZCMMFMTF24NSN 3048TZCMMFMTF24NSN 3054TZCMMFMTF24NSN 3060TZCMMFMTF24NSN 3066TZCMMFMTF24NSN 3072TZCMMFMTF24NSN 			
 <ul style="list-style-type: none"> - Trapezoidal worksurface with 1 standard centered satin nickel grommet (CAPF); - Adjustable satin nickel "T" legs of 2-1/2" diameter with levelers; - One fixed 14" metal channel, satin nickel finish; - Fixed melamine modesty panel, 5/8" thick, 12" high with 2 satin nickel supports (SFM). <p>Center measurement for: 24" depth: 20-1/2" 30" depth: 25-3/4"</p>	<ul style="list-style-type: none"> 2448TZCMMFMFTA24NSN 2454TZCMMFMFTA24NSN 2460TZCMMFMFTA24NSN 2466TZCMMFMFTA24NSN 2472TZCMMFMFTA24NSN 3048TZCMMFMFTA24NSN 3054TZCMMFMFTA24NSN 3060TZCMMFMFTA24NSN 3066TZCMMFMFTA24NSN 3072TZCMMFMFTA24NSN 			
 <ul style="list-style-type: none"> - Trapezoidal worksurface with 1 standard centered satin nickel grommet (CAPF); - Adjustable satin nickel "T" legs of 2-1/2" diameter with locking casters; - One fixed 14" metal channel, satin nickel finish; - Fixed melamine modesty panel, 5/8" thick, 12" high with 2 satin nickel supports (SFM). <p>Center measurement for: 24" depth: 20-1/2" 30" depth: 25-3/4"</p>	<ul style="list-style-type: none"> 2448TZCMMFMFTA24WFSN 2454TZCMMFMFTA24WFSN 2460TZCMMFMFTA24WFSN 2466TZCMMFMFTA24WFSN 2472TZCMMFMFTA24WFSN 3048TZCMMFMFTA24WFSN 3054TZCMMFMFTA24WFSN 3060TZCMMFMFTA24WFSN 3066TZCMMFMFTA24WFSN 3072TZCMMFMFTA24WFSN 			

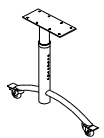
Addition per table for legs of 2-1/2" diameter and of 30" spread:



CF30NSN
CF30NBL
\$79 retail



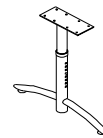
CA30NSN
CA30NBL
\$79 retail



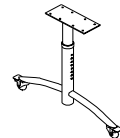
CA30WFSN
CA30WFBL
\$79 retail



TF30NSN
TF30NBL
\$79 retail



TA30NSN
TA30NBL
\$79 retail



TA30WFSN
TA30WFBL
\$79 retail

OPTION



Translucent plastic tie wrap of 8-1/2" to keep the wires in the channels.
 ** To order with a channel or a modesty MFME (quantity of 5 per bag).

TWTR

N/C

How to order?
2448REMFMECF24N
 (AC / ACL) (SN / BL)

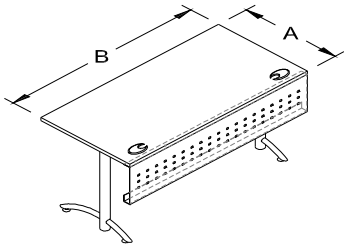
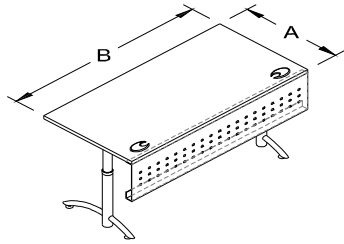
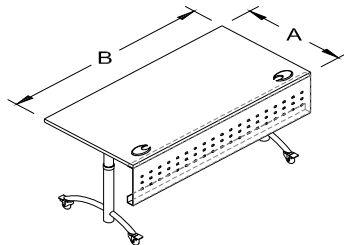
**RECTANGULAR WORKSURFACE
 WITH FIXED EMBOSSED
 MODESTY PANEL "MFME"**

IMPORTANT : The metal standard color is SATIN NICKEL "SN"


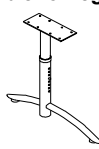
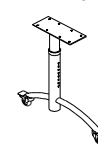

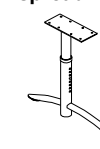
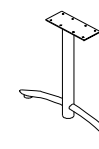
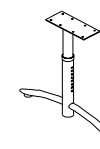
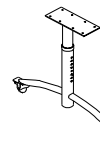
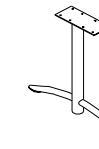
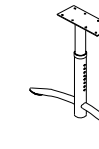
Also available in black : change **SN** to **BL**

EX : AC-2448REMFMECF24NSN for AC-2448REMFMECF24NBL

**** All legs, channels and modesty panels ****
 are installed installed with threaded
 metal-to metal connection.

	PRODUCTS	CODES	FINISH	
			AC	ACL
	<ul style="list-style-type: none"> - Rectangular worksurface with two standard (CAPF) satin nickel grommets on each side; - Fixed satin nickel "C" legs of 2-1/2" diameter with levelers; - Fixed embossed metal modesty panel 12" high with integrated channel system. 	A B		
		2448REMFMECF24NSN	813	962
		2454REMFMECF24NSN	846	1013
		2460REMFMECF24NSN	881	1056
		2466REMFMECF24NSN	908	1106
		2472REMFMECF24NSN	965	1172
		3048REMFMECF24NSN	846	1020
		3054REMFMECF24NSN	889	1085
		3060REMFMECF24NSN	924	1134
		3066REMFMECF24NSN	957	1185
		3072REMFMECF24NSN	1012	1264
	<ul style="list-style-type: none"> - Rectangular worksurface with two standard (CAPF) satin nickel grommets on each side; - Adjustable satin nickel "C" legs of 2-1/2" diameter with levelers; - Fixed embossed metal modesty panel 12" high with integrated channel system. 	2448REMFMECA24NSN	924	1076
		2454REMFMECA24NSN	957	1128
		2460REMFMECA24NSN	992	1172
		2466REMFMECA24NSN	1020	1222
		2472REMFMECA24NSN	1074	1286
		3048REMFMECA24NSN	957	1134
		3054REMFMECA24NSN	999	1200
		3060REMFMECA24NSN	1033	1252
		3066REMFMECA24NSN	1068	1301
		3072REMFMECA24NSN	1122	1383
	<ul style="list-style-type: none"> - Rectangular worksurface with two standard (CAPF) satin nickel grommets on each side; - Adjustable satin nickel "C" legs of 2-1/2" diameter with locking casters; - Fixed embossed metal modesty panel 12" high with integrated channel system. 	2448REMFMECA24WFSN	978	1134
		2454REMFMECA24WFSN	1012	1185
		2460REMFMECA24WFSN	1047	1229
		2466REMFMECA24WFSN	1074	1281
		2472REMFMECA24WFSN	1129	1345
		3048REMFMECA24WFSN	1012	1195
		3054REMFMECA24WFSN	1053	1258
		3060REMFMECA24WFSN	1089	1309
		3066REMFMECA24WFSN	1122	1360
		3072REMFMECA24WFSN	1178	1439

Addition per table for legs of 2-1/2" diameter and of 30" spread:

									
CF30NSN CF30NBL \$79 retail	CA30NSN CA30NBL \$79 retail	CA30WFSN CA30WFBL \$79 retail	CF30ENSN CF30ENBL \$79 retail	CA30ENSN CA30ENBL \$79 retail	TF30NSN TF30NBL \$79 retail	TA30NSN TA30NBL \$79 retail	TA30WFSN TA30WFBL \$79 retail	TF30ENSN TF30ENBL \$79 retail	TA30ENSN TA30ENBL \$79 retail

OPTION



Translucent plastic tie wrap of 8-1/2" to keep the wires in the channels.

** To order with a channel or a modesty MFME (quantity of 5 per bag).

TWTR N/C



Black reinforcing bar 11 GA for tables of 60" and more without modesty or channel (sold separately).

* Non available for FT mechanism *

** No cpu or keyboard can be installed with the reinforcing bar. **

BST60 56
BST66 64
BST72 69

** The reinforcing bar is available for rectangular surfaces and double convex surfaces **

*** Add BST at the end of the code Ex : 3060RECF24NSNBST ***

How to order?
2448REMFMECA24EN
 (AC / ACL) (SN / BL)

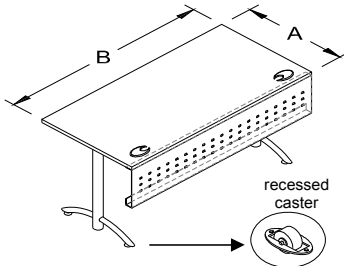
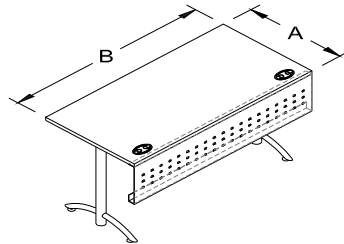
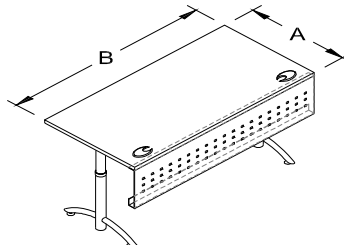
**RECTANGULAR WORKSURFACE
 WITH FIXED EMBOSSED
 MODESTY PANEL "MFME"**

IMPORTANT : The metal standard color is SATIN NICKEL "SN"

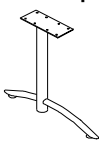

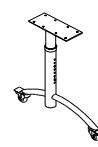

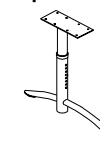
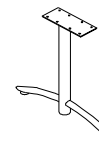
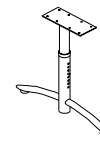
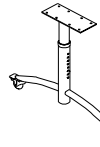
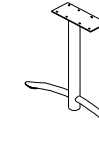
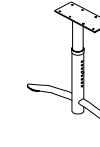
Also available in black : change **SN** to **BL**

EX : AC-2448REMFMECA24EN**SN** for AC-2448REMFMECA24EN**NBL**

**** All legs, channels and modesty panels **
 are installed installed with threaded
 metal-to metal connection.**

	PRODUCTS	CODES	FINISH	
			AC	ACL
	<ul style="list-style-type: none"> - Rectangular worksurface with two standard (CAPF) satin nickel grommets on each side; - Adjustable satin nickel "C" legs of 2-1/2" diameter with levelers & recessed casters; - Fixed embossed metal modesty panel 12" high with integrated channel system. 	A B		
		2448REMFMECA24ENSN	978	1134
		2454REMFMECA24ENSN	1012	1185
		2460REMFMECA24ENSN	1047	1229
		2466REMFMECA24ENSN	1074	1281
		2472REMFMECA24ENSN	1129	1345
		3048REMFMECA24ENSN	1012	1195
		3054REMFMECA24ENSN	1053	1258
		3060REMFMECA24ENSN	1089	1309
		3066REMFMECA24ENSN	1122	1360
		3072REMFMECA24ENSN	1178	1439
	<ul style="list-style-type: none"> - Rectangular worksurface with two standard (CAPF) satin nickel grommets on each side; - Fixed satin nickel "T" legs of 2-1/2" diameter with levelers; - Fixed embossed metal modesty panel 12" high with integrated channel system. 	2448REMFMETF24NSN	757	903
		2454REMFMETF24NSN	793	953
		2460REMFMETF24NSN	827	998
		2466REMFMETF24NSN	855	1049
		2472REMFMETF24NSN	908	1112
		3048REMFMETF24NSN	793	962
		3054REMFMETF24NSN	833	1027
		3060REMFMETF24NSN	868	1076
	<ul style="list-style-type: none"> - Rectangular worksurface with two standard (CAPF) satin nickel grommets on each side; - Adjustable satin nickel "T" legs of 2-1/2" diameter with levelers; - Fixed embossed metal modesty panel 12" high with integrated channel system. 	2448REMFMETA24NSN	924	1076
		2454REMFMETA24NSN	957	1128
		2460REMFMETA24NSN	992	1172
		2466REMFMETA24NSN	1020	1222
		2472REMFMETA24NSN	1074	1286
		3048REMFMETA24NSN	957	1134
		3054REMFMETA24NSN	999	1200
		3060REMFMETA24NSN	1033	1252
		3066REMFMETA24NSN	1068	1301
		3072REMFMETA24NSN	1122	1383

Addition per table for legs of 2-1/2" diameter and of 30" spread:

									
CF30NSN CF30NBL \$79 retail	CA30NSN CA30NBL \$79 retail	CA30WFSN CA30WFBL \$79 retail	CF30ENSN CF30ENBL \$79 retail	CA30ENSN CA30ENBL \$79 retail	TF30NSN TF30NBL \$79 retail	TA30NSN TA30NBL \$79 retail	TA30WFSN TA30WFBL \$79 retail	TF30ENSN TF30ENBL \$79 retail	TA30ENSN TA30ENBL \$79 retail

OPTION



Translucent plastic tie wrap of 8-1/2" to keep the wires in the channels.
 ** To order with a channel or a modesty MFME (quantity of 5 per bag).

TWTR N/C



Black reinforcing bar 11 GA for tables of 60" and more without modesty or channel (sold separately).

* Non available for FT mechanism *

** No cpu or keyboard can be installed with the reinforcing bar. **

BST60 56
BST66 64
BST72 69

**** The reinforcing bar is available for rectangular surfaces and double convex surfaces ****

*** Add **BST** at the end of the code **Ex :** 3060RECF24NSNBST ***

How to order?
_ 2448REMFMETA24WF _
 (AC / ACL) (SN / BL)

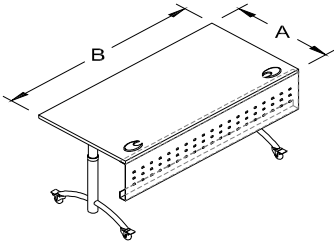
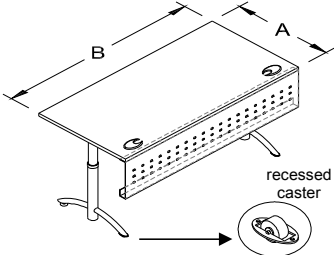
**RECTANGULAR WORKSURFACE
WITH FIXED EMBOSSED
MODESTY PANEL "MFME"**

IMPORTANT : The metal standard color is SATIN NICKEL "SN"



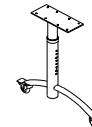

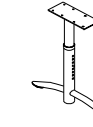
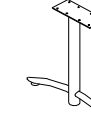
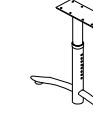
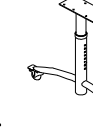


Also available in black : change **SN** to **BL**

EX : AC-2448REMFMETA24WFSN for AC-2448REMFMETA24WFB

**** All legs, channels and modesty panels ****
 are installed installed with threaded
 metal-to metal connection.

	PRODUCTS	CODES	FINISH	
			AC	ACL
	<ul style="list-style-type: none"> - Rectangular worksurface with two standard (CAPF) satin nickel grommets on each side; - Adjustable satin nickel "T" legs of 2-1/2" diameter with locking casters; - Fixed embossed metal modesty panel 12" high with integrated channel system. 	A B		
		2448REMFMETA24WFSN	978	1134
		2454REMFMETA24WFSN	1012	1185
		2460REMFMETA24WFSN	1047	1229
		2466REMFMETA24WFSN	1074	1281
		2472REMFMETA24WFSN	1129	1345
		3048REMFMETA24WFSN	1012	1195
		3054REMFMETA24WFSN	1053	1258
		3060REMFMETA24WFSN	1089	1309
		3066REMFMETA24WFSN	1122	1360
		3072REMFMETA24WFSN	1178	1439
	<ul style="list-style-type: none"> - Rectangular worksurface with two standard (CAPF) satin nickel grommets on each side; - Adjustable satin nickel "T" legs of 2-1/2" diameter with levelers & recessed casters; - Fixed embossed metal modesty panel 12" high with integrated channel system. 	2448REMFMETA24ENSN	978	1134
		2454REMFMETA24ENSN	1012	1185
		2460REMFMETA24ENSN	1047	1229
		2466REMFMETA24ENSN	1074	1281
		2472REMFMETA24ENSN	1129	1345
		3048REMFMETA24ENSN	1012	1195
		3054REMFMETA24ENSN	1053	1258
		3060REMFMETA24ENSN	1089	1309
		3066REMFMETA24ENSN	1122	1360
		3072REMFMETA24ENSN	1178	1439

Addition per table for legs of 2-1/2" diameter and of 30" spread:

									
CF30NSN CF30NBL \$79 retail	CA30NSN CA30NBL \$79 retail	CA30WFSN CA30WFB \$79 retail	CF30ENSN CF30ENBL \$79 retail	CA30ENSN CA30ENBL \$79 retail	TF30NSN TF30NBL \$79 retail	TA30NSN TA30NBL \$79 retail	TA30WFSN TA30WFB \$79 retail	TF30ENSN TF30ENBL \$79 retail	TA30ENSN TA30ENBL \$79 retail

OPTION



Translucent plastic tie wrap of 8-1/2" to keep the wires in the channels.
**** To order with a channel or a modesty MFME (quantity of 5 per bag).**

TWTR N/C



Black reinforcing bar 11 GA for tables of 60" and more without modesty or channel (sold separately).
*** Non available for FT mechanism ***
**** No cpu or keyboard can be installed with the reinforcing bar. ****

BST60 56
BST66 64
BST72 69

**** The reinforcing bar is available for rectangular surfaces and double convex surfaces ****

***** Add BST at the end of the code Ex : 3060RECF24NSNBST *****

How to order?
_ 2448REMFMECF24EN _
 (AC / ACL) (SN / BL)

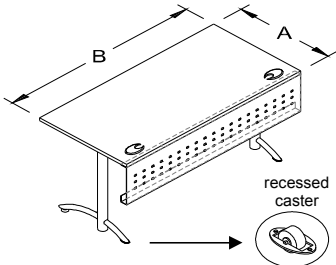
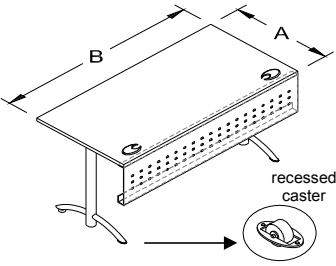
**RECTANGULAR WORKSURFACE
 WITH FIXED EMBOSSED
 MODESTY PANEL "MFME"**

IMPORTANT : The metal standard color is SATIN NICKEL "SN"


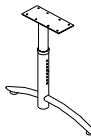



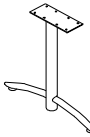
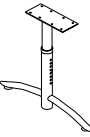
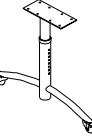
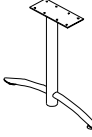
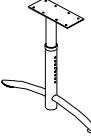
Also available in black : change **SN** to **BL**

EX : AC-2448REMFMECF24EN**SN** for AC-2448REMFMECF24EN**NBL**

**** All legs, channels and modesty panels ****
are installed with threaded
metal-to metal connection.

	PRODUCTS	CODES	FINISH	
			AC	ACL
	<ul style="list-style-type: none"> - Rectangular worksurface with two standard (CAPF) satin nickel grommets on each side; - Fixed satin nickel "C" legs of 2-1/2" diameter with levelers & recessed casters; - Fixed embossed metal modesty panel 12" high with integrated channel system. 	A B		
		2448REMFMECF24EN SN	938	1092
		2454REMFMECF24EN SN	971	1143
		2460REMFMECF24EN SN	1006	1185
		2466REMFMECF24EN SN	1033	1237
		2472REMFMECF24EN SN	1089	1301
		3048REMFMECF24EN SN	971	1149
		3054REMFMECF24EN SN	1012	1214
		3060REMFMECF24EN SN	1047	1264
		3066REMFMECF24EN SN	1080	1316
		3072REMFMECF24EN SN	1138	1395
	<ul style="list-style-type: none"> - Rectangular worksurface with two standard (CAPF) satin nickel grommets on each side; - Fixed satin nickel "T" legs of 2-1/2" diameter with levelers & recessed casters; - Fixed embossed metal modesty panel 12" high with integrated channel system. 	2448REFMETF24EN SN	784	933
		2454REFMETF24EN SN	820	985
		2460REFMETF24EN SN	855	1027
		2466REFMETF24EN SN	881	1076
		2472REFMETF24EN SN	938	1143
		3048REFMETF24EN SN	820	990
		3054REFMETF24EN SN	860	1056
		3060REFMETF24EN SN	896	1106
		3066REFMETF24EN SN	929	1158
		3072REFMETF24EN SN	984	1237

Addition per table for legs of 2-1/2" diameter and of 30" spread:

									
CF30NSN CF30NBL \$79 retail	CA30NSN CA30NBL \$79 retail	CA30WFSN CA30WFBL \$79 retail	CF30ENSN CF30ENBL \$79 retail	CA30ENSN CA30ENBL \$79 retail	TF30NSN TF30NBL \$79 retail	TA30NSN TA30NBL \$79 retail	TA30WFSN TA30WFBL \$79 retail	TF30ENSN TF30ENBL \$79 retail	TA30ENSN TA30ENBL \$79 retail

OPTION



Translucent plastic tie wrap of 8-1/2" to keep the wires in the channels.

** To order with a channel or a modesty MFME (quantity of 5 per bag).

TWTR **N/C**



Black reinforcing bar 11 GA for tables of 60" and more without modesty or channel (sold separately).

* Non available for FT mechanism *

** No cpu or keyboard can be installed with the reinforcing bar. **

BST60 56
BST66 64
BST72 69

**** The reinforcing bar is available for rectangular surfaces and double convex surfaces ****

*** Add **BST** at the end of the code **Ex :** 3060RECF24NSNBST ***

How to order?
242748RXMLMECF24N
 (AC / ACL) (SN / BL)

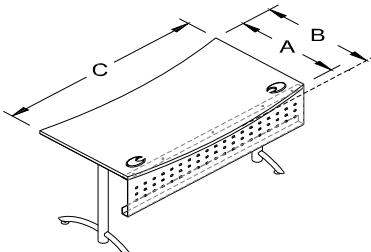
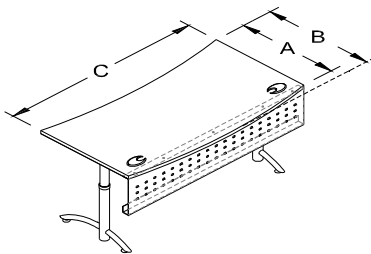
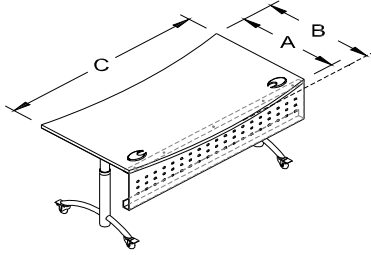
**DOUBLE CONVEX WORKSURFACE
WITH FIXED EMBOSSED
MODESTY PANEL "MFME"**

IMPORTANT : The metal standard color is SATIN NICKEL "SN"



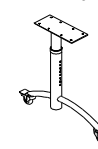

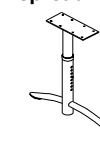
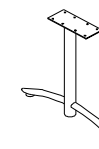
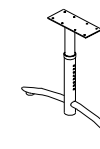
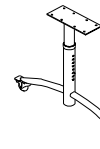
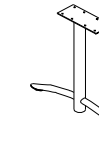
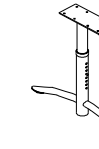
Also available in black : change **SN** to **BL**

EX : AC-2448RXMLMECF24NSN for AC-2448RXMLMECF24NBL

**** All legs, channels and modesty panels **
are installed installed with threaded
metal-to metal connection.**

	PRODUCTS	CODES	FINISH	
			AC	ACL
	<ul style="list-style-type: none">- Double convex worksurface with two standard (CAPF) satin nickel grommets on each side;- Fixed satin nickel "C" legs of 2-1/2" diameter with levelers;- Fixed embossed metal modesty panel 12" high with integrated channel system.	A B C		
		242748RXMFMECF24NSN	841	990
		242754RXMFMECF24NSN	881	1042
		242760RXMFMECF24NSN	916	1092
		242766RXMFMECF24NSN	950	1143
		242772RXMFMECF24NSN	1006	1214
		303348RXMFMECF24NSN	881	1056
		303354RXMFMECF24NSN	924	1121
		303360RXMFMECF24NSN	965	1178
		303366RXMFMECF24NSN	1006	1237
		303372RXMFMECF24NSN	1059	1316
	<ul style="list-style-type: none">- Double convex worksurface with two standard (CAPF) satin nickel grommets on each side;- Adjustable satin nickel "C" legs of 2-1/2" diameter with levelers;- Fixed embossed metal modesty panel 12" high with integrated channel system.	242748RXMFMECA24NSN	950	1106
		242754RXMFMECA24NSN	992	1158
		242760RXMFMECA24NSN	1025	1209
		242766RXMFMECA24NSN	1059	1258
		242772RXMFMECA24NSN	1116	1330
		303348RXMFMECA24NSN	992	1172
		303354RXMFMECA24NSN	1033	1237
		303360RXMFMECA24NSN	1074	1295
		303366RXMFMECA24NSN	1116	1352
		303372RXMFMECA24NSN	1170	1432
	<ul style="list-style-type: none">- Double convex worksurface with two standard (CAPF) satin nickel grommets on each side;- Adjustable satin nickel "C" legs of 2-1/2" diameter with locking casters;- Fixed embossed metal modesty panel 12" high with integrated channel system.	242748RXMFMECA24WFSN	1006	1164
		242754RXMFMECA24WFSN	1047	1214
		242760RXMFMECA24WFSN	1080	1264
		242766RXMFMECA24WFSN	1116	1316
		242772RXMFMECA24WFSN	1170	1388
		303348RXMFMECA24WFSN	1047	1229
		303354RXMFMECA24WFSN	1089	1295
		303360RXMFMECA24WFSN	1129	1352
		303366RXMFMECA24WFSN	1170	1410
		303372RXMFMECA24WFSN	1225	1490

Addition per table for legs of 2-1/2" diameter and of 30" spread:

									
CF30NSN CF30NBL \$79 retail	CA30NSN CA30NBL \$79 retail	CA30WFSN CA30WFL \$79 retail	CF30ENSN CF30ENBL \$79 retail	CA30ENSN CA30ENBL \$79 retail	TF30NSN TF30NBL \$79 retail	TA30NSN TA30NBL \$79 retail	TA30WFSN TA30WFL \$79 retail	TF30ENSN TF30ENBL \$79 retail	TA30ENSN TA30ENBL \$79 retail

OPTION



Translucent plastic tie wrap of 8-1/2" to keep the wires in the channels.

** To order with a channel or a modesty MFME (quantity of 5 per bag).

TWTR

N/C



Black reinforcing bar 11 GA for tables of 60" and more without modesty or channel (sold separately).

* Non available for FT mechanism *

** No cpu or keyboard can be installed with the reinforcing bar. **

BST60

56

BST66

64

BST72

69

**** The reinforcing bar is available for rectangular surfaces and double convex surfaces ****

*** Add **BST** at the end of the code **Ex :** 3060RECF24NSNBST ***

How to order?
_ 242748RXMFMECA24EN _
 (AC / ACL) (SN / BL)

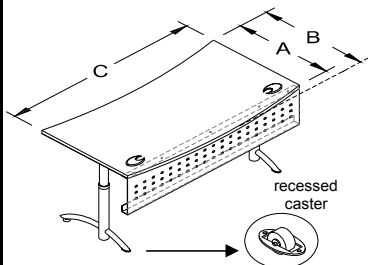
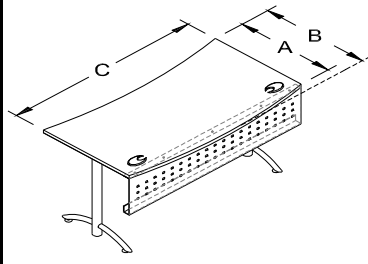
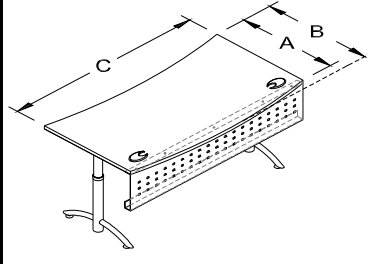
**DOUBLE CONVEX WORKSURFACE
 WITH FIXED EMBOSSED
 MODESTY PANEL "MFME"**

IMPORTANT : The metal standard color is SATIN NICKEL "SN"


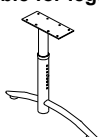
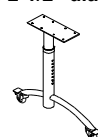

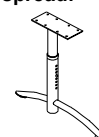

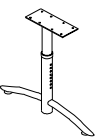
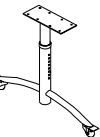
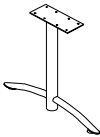
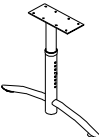
Also available in black : change **SN** to **BL**

EX : AC-2448RXMFMECA24EN**SN** for AC-2448RXMFMECA24EN**BL**

**** All legs, channels and modesty panels ****
 are installed with threaded
 metal-to metal connection.

	PRODUCTS	CODES	FINISH	
			AC	ACL
	Double convex worksurface with two standard (CAPF) satin nickel grommets on each side; Adjustable satin nickel "C" legs of 2-1/2" diameter with levelers & recessed casters; Fixed embossed metal modesty panel 12" high with integrated channel system.	A B C		
		242748RXMFMECA24EN SN	1006	1164
		242754RXMFMECA24EN SN	1047	1214
		242760RXMFMECA24EN SN	1080	1264
		242766RXMFMECA24EN SN	1116	1316
		242772RXMFMECA24EN SN	1170	1388
		303348RXMFMECA24EN SN	1047	1229
		303354RXMFMECA24EN SN	1089	1295
		303360RXMFMECA24EN SN	1129	1352
		303366RXMFMECA24EN SN	1170	1410
		303372RXMFMECA24EN SN	1225	1490
	Double convex worksurface with two standard (CAPF) satin nickel grommets on each side; Fixed satin nickel "T" legs of 2-1/2" diameter with levelers; Fixed embossed metal modesty panel 12" high with integrated channel system.	242748RXMFMETF24 NSN	784	933
		242754RXMFMETF24 NSN	827	985
		242760RXMFMETF24 NSN	860	1033
		242766RXMFMETF24 NSN	896	1085
		242772RXMFMETF24 NSN	950	1158
		303348RXMFMETF24 NSN	827	998
		303354RXMFMETF24 NSN	868	1063
		303360RXMFMETF24 NSN	908	1121
		303366RXMFMETF24 NSN	950	1178
		303372RXMFMETF24 NSN	1006	1258
	Double convex worksurface with two standard (CAPF) satin nickel grommets on each side; Adjustable satin nickel "T" legs of 2-1/2" diameter with levelers; Fixed embossed metal modesty panel 12" high with integrated channel system.	242748RXMFMETA24 NSN	950	1106
		242754RXMFMETA24 NSN	992	1158
		242760RXMFMETA24 NSN	1025	1209
		242766RXMFMETA24 NSN	1059	1258
		242772RXMFMETA24 NSN	1116	1330
		303348RXMFMETA24 NSN	992	1172
		303354RXMFMETA24 NSN	1033	1237
		303360RXMFMETA24 NSN	1074	1295
		303366RXMFMETA24 NSN	1116	1352
		303372RXMFMETA24 NSN	1170	1432

Addition per table for legs of 2-1/2" diameter and of 30" spread:

									
CF30NSN CF30NBL \$79 retail	CA30NSN CA30NBL \$79 retail	CA30WFSN CA30WFBL \$79 retail	CF30ENSN CF30ENBL \$79 retail	CA30ENSN CA30ENBL \$79 retail	TF30NSN TF30NBL \$79 retail	TA30NSN TA30NBL \$79 retail	TA30WFSN TA30WFBL \$79 retail	TF30ENSN TF30ENBL \$79 retail	TA30ENSN TA30ENBL \$79 retail

OPTION



Translucent plastic tie wrap of 8-1/2" to keep the wires in the channels.
**** To order with a channel or a modesty MFME (quantity of 5 per bag).**

TWTR N/C



Black reinforcing bar 11 GA for tables of 60" and more without modesty or channel (sold separately).

*** Non available for FT mechanism ***

**** No cpu or keyboard can be installed with the reinforcing bar. ****

BST60 56
BST66 64
BST72 69

**** The reinforcing bar is available for rectangular surfaces and double convex surfaces ****

***** Add BST at the end of the code Ex : 3060RECF24NSNBST *****

How to order?
_ 242748RXMFMETA24WF _
 (AC / ACL) (SN / BL)

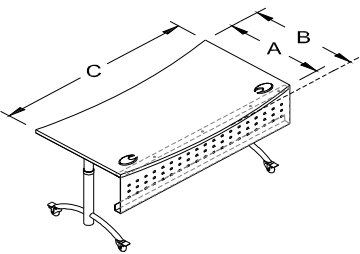
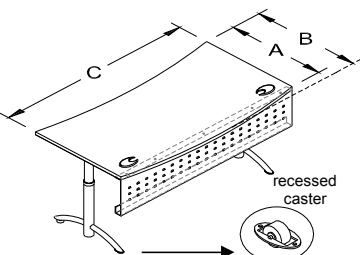
**DOUBLE CONVEX WORKSURFACE
 WITH FIXED EMBOSSED
 MODESTY PANEL "MFME"**

IMPORTANT : The metal standard color is SATIN NICKEL "SN"



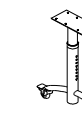



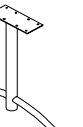
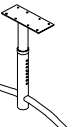
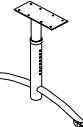
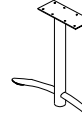
Also available in black : change **SN** to **BL**

EX : AC-2448RXMFMETA24WFSN for AC-2448RXMFMETA24WFBL

**** All legs, channels and modesty panels ****
are installed with threaded
metal-to metal connection.

	PRODUCTS	CODES	FINISH	
			AC	ACL
	Double convex worksurface with two standard (CAPF) satin nickel grommets on each side; Adjustable satin nickel "T" legs of 2-1/2" diameter with locking casters; Fixed embossed metal modesty panel 12" high with integrated channel system.	A B C		
		242748RXMFMETA24WFSN	1006	1164
		242754RXMFMETA24WFSN	1047	1214
		242760RXMFMETA24WFSN	1080	1264
		242766RXMFMETA24WFSN	1116	1316
		242772RXMFMETA24WFSN	1170	1388
		303348RXMFMETA24WFSN	1047	1229
		303354RXMFMETA24WFSN	1089	1295
		303360RXMFMETA24WFSN	1129	1352
		303366RXMFMETA24WFSN	1170	1410
		303372RXMFMETA24WFSN	1225	1490
	Double convex worksurface with two standard (CAPF) satin nickel grommets on each side; Adjustable satin nickel "T" legs of 2-1/2" diameter with levelers & recessed casters; Fixed embossed metal modesty panel 12" high with integrated channel system.	242748RXMFMETA24ENS	1006	1164
		242754RXMFMETA24ENS	1047	1214
		242760RXMFMETA24ENS	1080	1264
		242766RXMFMETA24ENS	1116	1316
		242772RXMFMETA24ENS	1170	1388
		303348RXMFMETA24ENS	1047	1229
		303354RXMFMETA24ENS	1089	1295
		303360RXMFMETA24ENS	1129	1352
		303366RXMFMETA24ENS	1170	1410
		303372RXMFMETA24ENS	1225	1490

Addition per table for legs of 2-1/2" diameter and of 30" spread:

									
CF30NSN CF30NBL \$79 retail	CA30NSN CA30NBL \$79 retail	CA30WFSN CA30WFBL \$79 retail	CF30ENSN CF30ENBL \$79 retail	CA30ENSN CA30ENBL \$79 retail	TF30NSN TF30NBL \$79 retail	TA30NSN TA30NBL \$79 retail	TA30WFSN TA30WFBL \$79 retail	TF30ENSN TF30ENBL \$79 retail	TA30ENSN TA30ENBL \$79 retail

OPTION



Translucent plastic tie wrap of 8-1/2" to keep the wires in the channels.
**** To order with a channel or a modesty MFME (quantity of 5 per bag).**

TWTR N/C



Black reinforcing bar 11 GA for tables of 60" and more without modesty or channel (sold separately).

*** Non available for FT mechanism ***

**** No cpu or keyboard can be installed with the reinforcing bar. ****

BST60 56
BST66 64
BST72 69

**** The reinforcing bar is available for rectangular surfaces and double convex surfaces ****

***** Add BST at the end of the code Ex : 3060RECF24NSNBST *****

How to order?
_ 242748RXMFMECF24EN _
 (AC / ACL) (SN / BL)

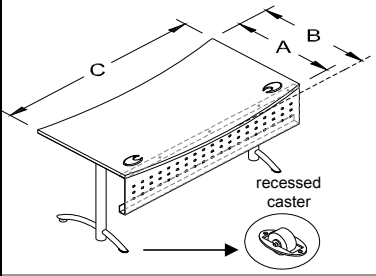
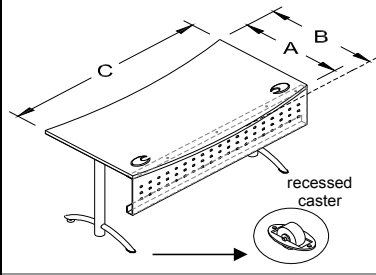
**DOUBLE CONVEX WORKSURFACE
 WITH FIXED EMBOSSED
 MODESTY PANEL "MFME"**

IMPORTANT : The metal standard color is SATIN NICKEL "SN"


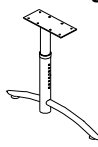
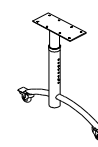
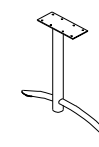
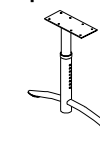
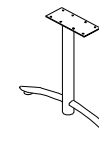
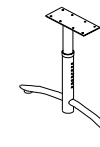
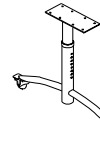
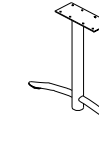
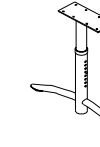
Also available in black : change **SN** to **BL**

EX : AC-2448RXMFMECF24ENSN for AC-2448RXMFMECF24ENBL

**** All legs, channels and modesty panels ****
are installed installed with threaded
metal-to metal connection.

	PRODUCTS	CODES	FINISH	
			AC	ACL
	<ul style="list-style-type: none"> - Double convex work surface with two standard (CAPF) satin nickel grommets on each side; - Fixed satin nickel "C" legs of 2-1/2" diameter with levelers & recessed casters; - Fixed embossed metal modesty panel 12" high with integrated channel system. 	A B C		
		242748RXMFMECF24ENSN	965	1121
		242754RXMFMECF24ENSN	1006	1172
		242760RXMFMECF24ENSN	1040	1222
		242766RXMFMECF24ENSN	1074	1274
		242772RXMFMECF24ENSN	1129	1345
		303348RXMFMECF24ENSN	1006	1185
		303354RXMFMECF24ENSN	1047	1252
		303360RXMFMECF24ENSN	1089	1309
		303366RXMFMECF24ENSN	1129	1366
		303372RXMFMECF24ENSN	1184	1447
	<ul style="list-style-type: none"> - Double convex work surface with two standard (CAPF) satin nickel grommets on each side; - Fixed satin nickel "T" legs of 2-1/2" diameter with levelers & recessed casters; - Fixed embossed metal modesty panel 12" high with integrated channel system. 	242748RXMFMETF24ENSN	813	962
		242754RXMFMETF24ENSN	855	1013
		242760RXMFMETF24ENSN	889	1063
		242766RXMFMETF24ENSN	924	1112
		242772RXMFMETF24ENSN	978	1185
		303348RXMFMETF24ENSN	855	1027
		303354RXMFMETF24ENSN	896	1092
		303360RXMFMETF24ENSN	938	1149
		303366RXMFMETF24ENSN	978	1209
		303372RXMFMETF24ENSN	1033	1286

Addition per table for legs of 2-1/2" diameter and of 30" spread:

									
CF30NSN CF30NBL \$79 retail	CA30NSN CA30NBL \$79 retail	CA30WFSN CA30WFBL \$79 retail	CF30ENSN CF30ENBL \$79 retail	CA30ENSN CA30ENBL \$79 retail	TF30NSN TF30NBL \$79 retail	TA30NSN TA30NBL \$79 retail	TA30WFSN TA30WFBL \$79 retail	TF30ENSN TF30ENBL \$79 retail	TA30ENSN TA30ENBL \$79 retail

OPTION



Translucent plastic tie wrap of 8-1/2" to keep the wires in the channels.
**** To order with a channel or a modesty MFME (quantity of 5 per bag).**

TWTR **N/C**



Black reinforcing bar 11 GA for tables of 60" and more without modesty or channel (sold separately).

*** Non available for FT mechanism ***

**** No cpu or keyboard can be installed with the reinforcing bar. ****

BST60 56
BST66 64
BST72 69

**** The reinforcing bar is available for rectangular surfaces and double convex surfaces ****

***** Add BST at the end of the code Ex : 3060RECF24NSNBST *****

How to order?
_ 3048RECMMIMCF24N _
 (AC / ACL) (SN / BL)

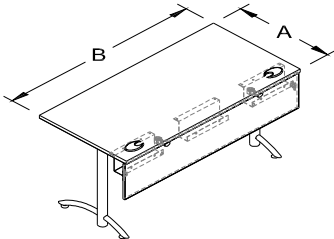
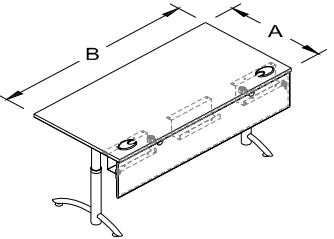
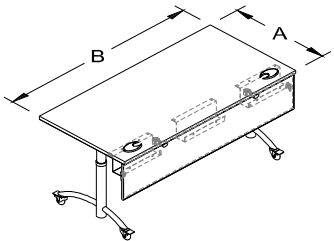
**RECTANGULAR WORKSURFACE
WITH TILTING MELAMINE
MODESTY PANEL "CMMIM"**

IMPORTANT : The metal standard color is SATIN NICKEL "SN"

Also available in black : change **SN** to **BL**

EX : AC-2448RECMMIMCF24NSN for AC-2448RECMMIMCF24NBL

**** All legs, channels and modesty panels ****
 are installed with threaded
 metal-to metal connection.

	PRODUCTS	CODES	FINISH	
			AC	ACL
	Rectangular worksurface with two standard (CAPF) satin nickel grommets on each side; Fixed satin nickel "C" legs of 2-1/2" diameter with levelers; Fixed 14" metal channels, satin nickel finish; 48", 54" = 2 channels 60", 66" et 72" = 3 channels Tilting melamine modesty panel, 5/8" thick, 12" high with 2 plastic latches and 2 hinges.	A B		
		3048RECMMIMCF24NSN	1040	1222
		3054RECMMIMCF24NSN	1074	1281
		3060RECMMIMCF24NSN	1103	1323
		3066RECMMIMCF24NSN	1138	1372
		3072RECMMIMCF24NSN	1164	1425
	Rectangular worksurface with two standard (CAPF) satin nickel grommets on each side; Adjustable satin nickel "C" legs of 2-1/2" diameter with levelers; Fixed 14" metal channels, satin nickel finish; 48", 54" = 2 channels 60", 66" et 72" = 3 channels Tilting melamine modesty panel, 5/8" thick, 12" high with 2 plastic latches and 2 hinges.	3048RECMMIMCA24NSN	1151	1338
		3054RECMMIMCA24NSN	1184	1395
		3060RECMMIMCA24NSN	1213	1439
		3066RECMMIMCA24NSN	1247	1490
		3072RECMMIMCA24NSN	1274	1540
	Rectangular worksurface with two standard (CAPF) satin nickel grommets on each side; Adjustable satin nickel "C" legs of 2-1/2" diameter with locking casters; Fixed 14" metal channels, satin nickel finish; 48", 54" = 2 channels 60", 66" et 72" = 3 channels Tilting melamine modesty panel, 5/8" thick, 12" high with 2 plastic latches and 2 hinges.	3048RECMMIMCA24WFSN	1204	1395
		3054RECMMIMCA24WFSN	1239	1452
		3060RECMMIMCA24WFSN	1267	1497
		3066RECMMIMCA24WFSN	1301	1548
		3072RECMMIMCA24WFSN	1329	1597

Addition per table for legs of 2-1/2" diameter and of 30" spread:

CF30NSN CF30NBL \$79 retail	CA30NSN CA30NBL \$79 retail	CA30WFSN CA30WFBL \$79 retail	CF30ENSN CF30ENBL \$79 retail	CA30ENSN CA30ENBL \$79 retail	TF30NSN TF30NBL \$79 retail	TA30NSN TA30NBL \$79 retail	TA30WFSN TA30WFBL \$79 retail	TF30ENSN TF30ENBL \$79 retail	TA30ENSN TA30ENBL \$79 retail

OPTION



Translucent plastic tie wrap of 8-1/2" to keep the wires in the channels.
 ** To order with a channel or a modesty MFME (quantity of 5 per bag).

TWTR N/C



Black reinforcing bar 11 GA for tables of 60" and more without modesty or channel (sold separately).

* Non available for FT mechanism *

** No cpu or keyboard can be installed with the reinforcing bar. **

BST60 56
BST66 64
BST72 69

**** The reinforcing bar is available for rectangular surfaces and double convex surfaces ****

*** Add BST at the end of the code Ex : 3060RECF24NSNBST ***

How to order?
3048RECMMIMCA24EN
 (AC / ACL) (SN / BL)

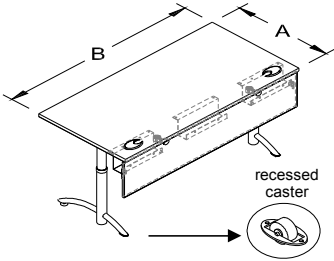
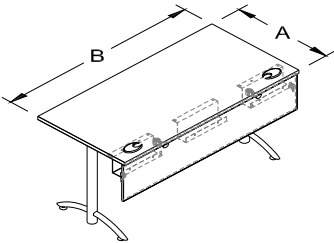
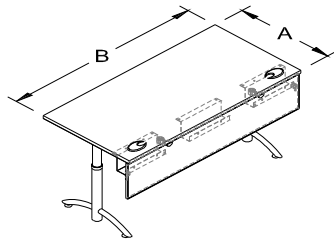
**RECTANGULAR WORKSURFACE
 WITH TILTING MELAMINE
 MODESTY PANEL "CMMIM"**

IMPORTANT : The metal standard color is SATIN NICKEL "SN"


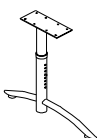
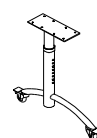

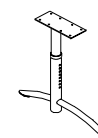

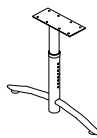
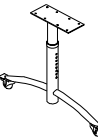

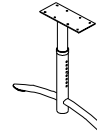
Also available in black : change **SN** to **BL**

EX : AC-2448RECMMIMCA24EN**SN** for AC-2448RECMMIMCA24EN**NBL**

**** All legs, channels and modesty panels ****
 are installed installed with threaded
 metal-to metal connection.

	PRODUCTS	CODES	FINISH	
			AC	ACL
	Rectangular worksurface with two standard (CAPF) satin nickel grommets on each side; Adjustable satin nickel "C" legs of 2-1/2" diameter with levelers & recessed casters; Fixed 14" metal channels, satin nickel finish; 48", 54" = 2 channels 60", 66" et 72" = 3 channels Tilting melamine modesty panel, 5/8" thick, 12" high with 2 plastic latches and 2 hinges.	A B		
		3048RECMMIMCA24EN SN	1204	1395
		3054RECMMIMCA24EN SN	1239	1452
		3060RECMMIMCA24EN SN	1267	1497
		3066RECMMIMCA24EN SN	1301	1548
		3072RECMMIMCA24EN SN	1329	1597
	Rectangular worksurface with two standard (CAPF) satin nickel grommets on each side; Fixed satin nickel "T" legs of 2-1/2" diameter with levelers; Fixed 14" metal channels, satin nickel finish; 48", 54" = 2 channels 60", 66" et 72" = 3 channels Tilting melamine modesty panel, 5/8" thick, 12" high with 2 plastic latches and 2 hinges.	2448RECMMIMTF24N SN	950	1106
		2454RECMMIMTF24N SN	978	1149
		2460RECMMIMTF24N SN	1006	1185
		2466RECMMIMTF24N SN	1033	1237
		2472RECMMIMTF24N SN	1059	1274
		3048RECMMIMTF24N SN	984	1164
		3054RECMMIMTF24N SN	1020	1222
		3060RECMMIMTF24N SN	1047	1264
	Rectangular worksurface with two standard (CAPF) satin nickel grommets on each side; Adjustable satin nickel "T" legs of 2-1/2" diameter with levelers; Fixed 14" metal channels, satin nickel finish; 48", 54" = 2 channels 60", 66" et 72" = 3 channels Tilting melamine modesty panel, 5/8" thick, 12" high with 2 plastic latches and 2 hinges.	2448RECMMIMTA24N SN	1116	1281
		2454RECMMIMTA24N SN	1143	1323
		2460RECMMIMTA24N SN	1170	1360
		2466RECMMIMTA24N SN	1198	1410
		2472RECMMIMTA24N SN	1225	1447
		3048RECMMIMTA24N SN	1151	1338
		3054RECMMIMTA24N SN	1184	1395
		3060RECMMIMTA24N SN	1213	1439
		3066RECMMIMTA24N SN	1247	1490
		3072RECMMIMTA24N SN	1274	1540

Addition per table for legs of 2-1/2" diameter and of 30" spread:

									
CF30NSN CF30NBL \$79 retail	CA30NSN CA30NBL \$79 retail	CA30WFSN CA30WFBL \$79 retail	CF30ENSN CF30ENBL \$79 retail	CA30ENSN CA30ENBL \$79 retail	TF30NSN TF30NBL \$79 retail	TA30NSN TA30NBL \$79 retail	TA30WFSN TA30WFBL \$79 retail	TF30ENSN TF30ENBL \$79 retail	TA30ENSN TA30ENBL \$79 retail

OPTION



Translucent plastic tie wrap of 8-1/2" to keep the wires in the channels.
**** To order with a channel or a modesty MFME (quantity of 5 per bag).**

TWTR N/C



Black reinforcing bar 11 GA for tables of 60" and more without modesty or channel (sold separately).

*** Non available for FT mechanism ***

**** No cpu or keyboard can be installed with the reinforcing bar. ****

BST60 56
BST66 64
BST72 69

**** The reinforcing bar is available for rectangular surfaces and double convex surfaces ****

***** Add BST at the end of the code Ex : 3060RECF24NSNBST *****

How to order?
2448RECMIMTA24WF
 (AC / ACL) (SN / BL)

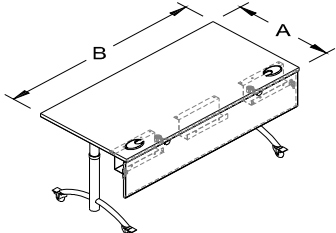
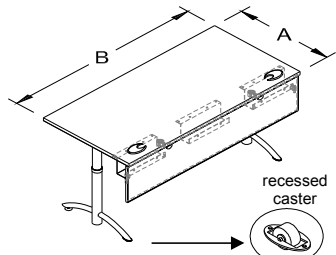
**RECTANGULAR WORKSURFACE
 WITH TILTING MELAMINE
 MODESTY PANEL "CMMIM"**

IMPORTANT : The metal standard color is SATIN NICKEL "SN"

Also available in black : change **SN** to **BL**

EX : AC-2448RECMIMTA24WFSN for AC-2448RECMIMTA24WFB

**** All legs, channels and modesty panels ****
 are installed with threaded
 metal-to metal connection.

	PRODUCTS	CODES	FINISH	
			AC	ACL
	<ul style="list-style-type: none"> - Rectangular worksurface with two standard (CAPF) satin nickel grommets on each side; - Adjustable satin nickel "T" legs of 2-1/2" diameter with locking casters; - Fixed 14" metal channels, satin nickel finish; 48", 54" = 2 channels; 60", 66" et 72" = 3 channels - Tilting melamine modesty panel, 5/8" thick, 12" high with 2 plastic latches and 2 hinges. 	A B		
		2448RECMIMTA24WFSN	1170	1338
		2454RECMIMTA24WFSN	1198	1383
		2460RECMIMTA24WFSN	1225	1415
		2466RECMIMTA24WFSN	1253	1469
		2472RECMIMTA24WFSN	1281	1504
		3048RECMIMTA24WFSN	1204	1395
		3054RECMIMTA24WFSN	1239	1452
		3060RECMIMTA24WFSN	1267	1497
		3066RECMIMTA24WFSN	1301	1548
	<ul style="list-style-type: none"> - Rectangular worksurface with two standard (CAPF) satin nickel grommets on each side; - Adjustable satin nickel "T" legs of 2-1/2" diameter with levelers & recessed casters; - Fixed 14" metal channels, satin nickel finish; 48", 54" = 2 channels; 60", 66" et 72" = 3 channels - Tilting melamine modesty panel, 5/8" thick, 12" high with 2 plastic latches and 2 hinges. 	2448RECMIMTA24ENS	1170	1338
		2454RECMIMTA24ENS	1198	1383
		2460RECMIMTA24ENS	1225	1415
		2466RECMIMTA24ENS	1253	1469
		2472RECMIMTA24ENS	1281	1504
		3048RECMIMTA24ENS	1204	1395
		3054RECMIMTA24ENS	1239	1452
		3060RECMIMTA24ENS	1267	1497
		3066RECMIMTA24ENS	1301	1548
		3072RECMIMTA24ENS	1329	1597

Addition per table for legs of 2-1/2" diameter and of 30" spread:

CF30NSN CF30NBL \$79 retail	CA30NSN CA30NBL \$79 retail	CA30WFSN CA30WFB \$79 retail	CF30ENSN CF30ENBL \$79 retail	CA30ENSN CA30ENBL \$79 retail	TF30NSN TF30NBL \$79 retail	TA30NSN TA30NBL \$79 retail	TA30WFSN TA30WFB \$79 retail	TF30ENSN TF30ENBL \$79 retail	TA30ENSN TA30ENBL \$79 retail

OPTION



Translucent plastic tie wrap of 8-1/2" to keep the wires in the channels.

** To order with a channel or a modesty MFME (quantity of 5 per bag).

TWTR

N/C



Black reinforcing bar 11 GA for tables of 60" and more without modesty or channel (sold separately).

* Non available for FT mechanism *

** No cpu or keyboard can be installed with the reinforcing bar. **

BST60

56

BST66

64

BST72

69

**** The reinforcing bar is available for rectangular surfaces and double convex surfaces ****

*** Add BST at the end of the code Ex : 3060RECF24NSNBST ***

How to order?
2448RECMMIMCF24EN
 (AC / ACL) (SN / BL)

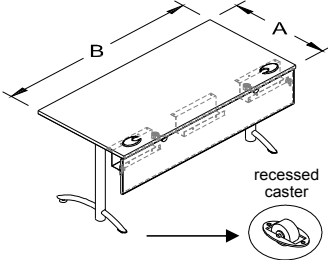
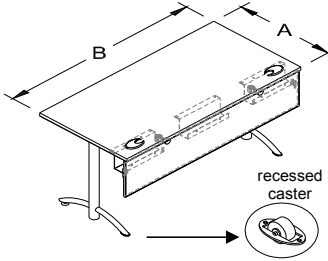
**RECTANGULAR WORKSURFACE
 WITH TILTING MELAMINE
 MODESTY PANEL "CMMIM"**

IMPORTANT : The metal standard color is SATIN NICKEL "SN"

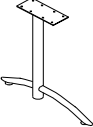
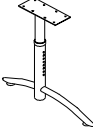
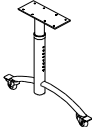
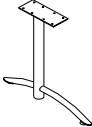
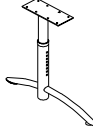
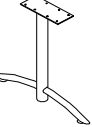
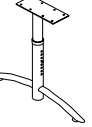
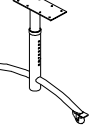
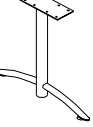
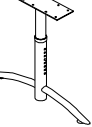
Also available in black : change **SN** to **BL**

EX : AC-2448RECMMIMCF24EN**SN** for AC-2448RECMMIMCF24EN**NBL**

**** All legs, channels and modesty panels ****
are installed installed with threaded
metal-to metal connection.

	PRODUCTS	CODES	FINISH	
			AC	ACL
	<ul style="list-style-type: none"> - Rectangular worksurface with two standard (CAPF) satin nickel grommets on each side; - Fixed satin nickel "C" legs of 2-1/2" diameter with levelers & recessed casters; - Fixed 14" metal channels, satin nickel finish; 48", 54" = 2 channels 60", 66" et 72" = 3 channels - Tilting melamine modesty panel, 5/8" thick, 12" high with 2 plastic latches and 2 hinges. 	A B		
		2448RECMMIMCF24EN SN	1129	1295
		2454RECMMIMCF24EN SN	1156	1338
		2460RECMMIMCF24EN SN	1184	1372
		2466RECMMIMCF24EN SN	1213	1425
		2472RECMMIMCF24EN SN	1239	1462
		3048RECMMIMCF24EN SN	1164	1352
		3054RECMMIMCF24EN SN	1198	1410
		3060RECMMIMCF24EN SN	1225	1452
		3066RECMMIMCF24EN SN	1260	1504
		3072RECMMIMCF24EN SN	1288	1553
	<ul style="list-style-type: none"> - Rectangular worksurface with two standard (CAPF) satin nickel grommets on each side; - Fixed satin nickel "T" legs of 2-1/2" diameter with levelers & recessed casters; - Fixed 14" metal channels, satin nickel finish; 48", 54" = 2 channels 60", 66" et 72" = 3 channels - Tilting melamine modesty panel, 5/8" thick, 12" high with 2 plastic latches and 2 hinges. 	2448RECMMIMTF24EN SN	978	1134
		2454RECMMIMTF24EN SN	1006	1178
		2460RECMMIMTF24EN SN	1033	1214
		2466RECMMIMTF24EN SN	1059	1264
		2472RECMMIMTF24EN SN	1089	1301
		3048RECMMIMTF24EN SN	1012	1195
		3054RECMMIMTF24EN SN	1047	1252
		3060RECMMIMTF24EN SN	1074	1295
		3066RECMMIMTF24EN SN	1109	1345
		3072RECMMIMTF24EN SN	1138	1395

Addition per table for legs of 2-1/2" diameter and of 30" spread:

									
CF30NSN CF30NBL \$79 retail	CA30NSN CA30NBL \$79 retail	CA30WFSN CA30WFBL \$79 retail	CF30ENSN CF30ENBL \$79 retail	CA30ENSN CA30ENBL \$79 retail	TF30NSN TF30NBL \$79 retail	TA30NSN TA30NBL \$79 retail	TA30WFSN TA30WFBL \$79 retail	TF30ENSN TF30ENBL \$79 retail	TA30ENSN TA30ENBL \$79 retail

OPTION



Translucent plastic tie wrap of 8-1/2" to keep the wires in the channels.
**** To order with a channel or a modesty MFME (quantity of 5 per bag).**

TWTR **N/C**



Black reinforcing bar 11 GA for tables of 60" and more without modesty or channel (sold separately).
*** Non available for FT mechanism ***
**** No cpu or keyboard can be installed with the reinforcing bar. ****

BST60 56
BST66 64
BST72 69

**** The reinforcing bar is available for rectangular surfaces and double convex surfaces ****

***** Add BST at the end of the code Ex : 3060RECF24NSNBST *****

How to order?
303348RXCMMIMCF24N
 (AC / ACL) (SN / BL)

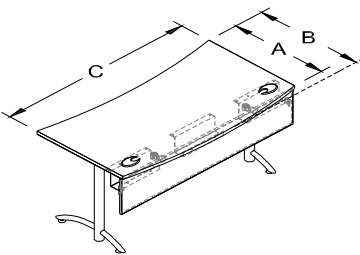
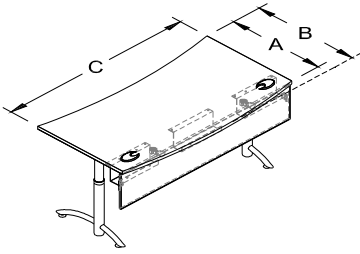
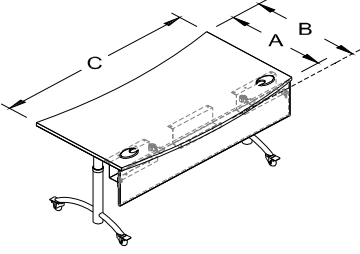
**DOUBLE CONVEX WORKSURFACE
 WITH TILTING MELAMINE
 MODESTY PANEL "CMMIM"**

IMPORTANT : The metal standard color is SATIN NICKEL "SN"

Also available in black : change **SN** to **BL**

EX : AC-2448RXCMMIMCF24NSN for AC-2448RXCMMIMCF24NBL

**** All legs, channels and modesty panels ****
 are installed with threaded
 metal-to metal connection.

	PRODUCTS	CODES	FINISH	
			AC	ACL
	<p>Double convex worksurface with two standard (CAPF) satin nickel grommets on each side; Fixed satin nickel "C" legs of 2-1/2" diameter with levelers; Fixed 14" metal channels, satin nickel finish; 48", 54" = 2 channels 60", 66" et 72" = 3 channels Tilting melamine modesty panel, 5/8" thick, 12" high with 2 plastic latches and 2 hinges.</p>	A B C		
		303348RXCMMIMCF24NSN	1074	1258
		303354RXCMMIMCF24NSN	1109	1316
		303360RXCMMIMCF24NSN	1143	1366
		303366RXCMMIMCF24NSN	1184	1425
		303372RXCMMIMCF24NSN	1213	1475
	<p>Double convex worksurface with two standard (CAPF) satin nickel grommets on each side; Adjustable satin nickel "C" legs of 2-1/2" diameter with levelers; Fixed 14" metal channels, satin nickel finish; 48", 54" = 2 channels 60", 66" et 72" = 3 channels Tilting melamine modesty panel, 5/8" thick, 12" high with 2 plastic latches and 2 hinges.</p>	303348RXCMMIMCA24NSN	1184	1372
		303354RXCMMIMCA24NSN	1220	1432
		303360RXCMMIMCA24NSN	1253	1483
		303366RXCMMIMCA24NSN	1295	1540
		303372RXCMMIMCA24NSN	1322	1591
	<p>Double convex worksurface with two standard (CAPF) satin nickel grommets on each side; Adjustable satin nickel "C" legs of 2-1/2" diameter with locking casters; Fixed 14" metal channels, satin nickel finish; 48", 54" = 2 channels 60", 66" et 72" = 3 channels Tilting melamine modesty panel, 5/8" thick, 12" high with 2 plastic latches and 2 hinges.</p>	303348RXCMMIMCA24WFSN	1239	1432
		303354RXCMMIMCA24WFSN	1274	1490
		303360RXCMMIMCA24WFSN	1307	1540
		303366RXCMMIMCA24WFSN	1348	1597
		303372RXCMMIMCA24WFSN	1378	1650

Addition per table for legs of 2-1/2" diameter and of 30" spread:

CF30NSN CF30NBL \$79 retail	CA30NSN CA30NBL \$79 retail	CA30WFSN CA30WFBL \$79 retail	CF30ENSN CF30ENBL \$79 retail	CA30ENSN CA30ENBL \$79 retail	TF30NSN TF30NBL \$79 retail	TA30NSN TA30NBL \$79 retail	TA30WFSN TA30WFBL \$79 retail	TF30ENSN TF30ENBL \$79 retail	TA30ENSN TA30ENBL \$79 retail

OPTION



Translucent plastic tie wrap of 8-1/2" to keep the wires in the channels.
 ** To order with a channel or a modesty MFME (quantity of 5 per bag).

TWTR N/C



Black reinforcing bar 11 GA for tables of 60" and more without modesty or channel (sold separately).

* Non available for FT mechanism *

** No cpu or keyboard can be installed with the reinforcing bar. **

BST60 56
BST66 64
BST72 69

**** The reinforcing bar is available for rectangular surfaces and double convex surfaces ****

*** Add BST at the end of the code Ex : 3060RECF24NSNBST ***

How to order?
303348RXCMMIMCA24EN
 (AC / ACL) (SN / BL)

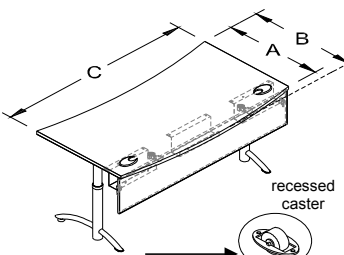
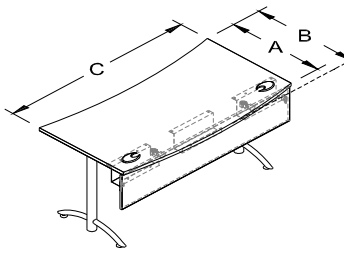
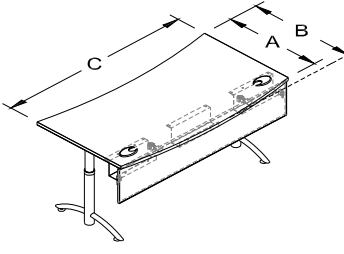
**DOUBLE CONVEX WORKSURFACE
 WITH TILTING MELAMINE
 MODESTY PANEL "CMMIM"**

IMPORTANT : The metal standard color is SATIN NICKEL "SN"

Also available in black : change **SN** to **BL**

EX : AC-2448RXCMMIMCA24ENSN for AC-2448RXCMMIMCA24ENBL

**** All legs, channels and modesty panels ****
 are installed with threaded
 metal-to metal connection.

	PRODUCTS	CODES	FINISH	
			AC	ACL
 <p>Double convex worksurface with two standard (CAPF) satin nickel grommets on each side; Adjustable satin nickel "C" legs of 2-1/2" diameter with levelers & recessed casters; Fixed 14" metal channels, satin nickel finish; 48", 54" = 2 channels 60", 66" et 72" = 3 channels Tilting melamine modesty panel, 5/8" thick, 12" high with 2 plastic latches and 2 hinges.</p>		A B C		
		303348RXCMMIMCA24ENSN	1239	1432
		303354RXCMMIMCA24ENSN	1274	1490
		303360RXCMMIMCA24ENSN	1307	1540
		303366RXCMMIMCA24ENSN	1348	1597
 <p>Double convex worksurface with two standard (CAPF) satin nickel grommets on each side; Fixed satin nickel "T" legs of 2-1/2" diameter with levelers; Fixed 14" metal channels, satin nickel finish; 48", 54" = 2 channels 60", 66" et 72" = 3 channels Tilting melamine modesty panel, 5/8" thick, 12" high with 2 plastic latches and 2 hinges.</p>		242748RXCMMIMTF24NSN	978	1134
		242754RXCMMIMTF24NSN	1012	1178
		242760RXCMMIMTF24NSN	1040	1222
		242766RXCMMIMTF24NSN	1074	1274
		242772RXCMMIMTF24NSN	1103	1316
 <p>Double convex worksurface with two standard (CAPF) satin nickel grommets on each side; Adjustable satin nickel "T" legs of 2-1/2" diameter with levelers; Fixed 14" metal channels, satin nickel finish; 48", 54" = 2 channels 60", 66" et 72" = 3 channels Tilting melamine modesty panel, 5/8" thick, 12" high with 2 plastic latches and 2 hinges.</p>		303348RXCMMIMTF24NSN	1020	1200
		303354RXCMMIMTF24NSN	1053	1258
		303360RXCMMIMTF24NSN	1089	1309
		303366RXCMMIMTF24NSN	1129	1366
		303372RXCMMIMTF24NSN	1156	1415
		242748RXCMMIMTA24NSN	1143	1309
		242754RXCMMIMTA24NSN	1178	1352
		242760RXCMMIMTA24NSN	1204	1395
		242766RXCMMIMTA24NSN	1239	1447
		242772RXCMMIMTA24NSN	1267	1490
		303348RXCMMIMTA24NSN	1184	1372
		303354RXCMMIMTA24NSN	1220	1432
		303360RXCMMIMTA24NSN	1253	1483
		303366RXCMMIMTA24NSN	1295	1540
		303372RXCMMIMTA24NSN	1322	1591

Addition per table for legs of 2-1/2" diameter and of 30" spread:

CF30NSN CF30NBL \$79 retail	CA30NSN CA30NBL \$79 retail	CA30WFSN CA30WFBL \$79 retail	CF30ENSN CF30ENBL \$79 retail	CA30ENSN CA30ENBL \$79 retail	TF30NSN TF30NBL \$79 retail	TA30NSN TA30NBL \$79 retail	TA30WFSN TA30WFBL \$79 retail	TF30ENSN TF30ENBL \$79 retail	TA30ENSN TA30ENBL \$79 retail

OPTION



Translucent plastic tie wrap of 8-1/2" to keep the wires in the channels.
 ** To order with a channel or a modesty MFME (quantity of 5 per bag).

TWTR N/C



Black reinforcing bar 11 GA for tables of 60" and more without modesty or channel (sold separately).

* Non available for FT mechanism *

** No cpu or keyboard can be installed with the reinforcing bar. **

BST60 56
BST66 64
BST72 69

**** The reinforcing bar is available for rectangular surfaces and double convex surfaces ****

*** Add BST at the end of the code Ex : 3060RECF24NSNBST ***

How to order?
242748RXCMMIMTA24WF
 (AC / ACL) (SN / BL)

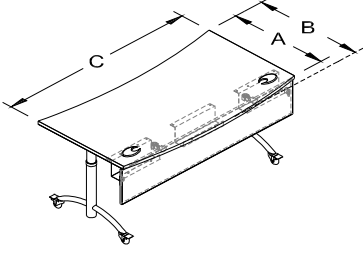
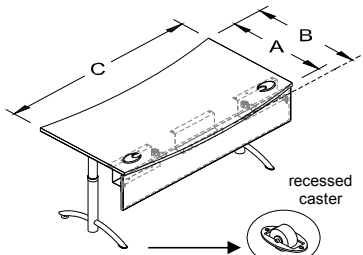
**DOUBLE CONVEX WORKSURFACE
 WITH TILTING MELAMINE
 MODESTY PANEL "CMMIM"**

IMPORTANT : The metal standard color is SATIN NICKEL "SN"


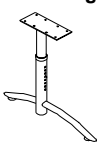
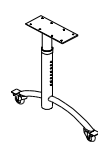

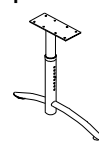

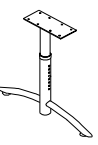
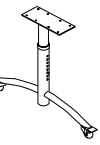
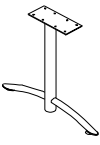
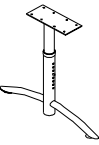
Also available in black : change **SN** to **BL**

EX : AC-2448RXCMMIMTA24WFSN for AC-2448RXCMMIMTA24WFBL

**** All legs, channels and modesty panels ****
 are installed with threaded
 metal-to metal connection.

	PRODUCTS	CODES	FINISH	
			AC	ACL
	Double convex work surface with two standard (CAPF) satin nickel grommets on each side; Adjustable satin nickel "T" legs of 2-1/2" diameter with locking casters; Fixed 14" metal channels, satin nickel finish; 48", 54" = 2 channels 60", 66" et 72" = 3 channels Tilting melamine modesty panel, 5/8" thick, 12" high with 2 plastic latches and 2 hinges.	A B C		
		242748RXCMMIMTA24WFSN	1198	1366
		242754RXCMMIMTA24WFSN	1233	1410
		242760RXCMMIMTA24WFSN	1260	1452
		242766RXCMMIMTA24WFSN	1295	1504
		242772RXCMMIMTA24WFSN	1322	1548
		303348RXCMMIMTA24WFSN	1239	1432
		303354RXCMMIMTA24WFSN	1274	1490
		303360RXCMMIMTA24WFSN	1307	1540
		303366RXCMMIMTA24WFSN	1348	1597
		303372RXCMMIMTA24WFSN	1378	1650
	Double convex work surface with two standard (CAPF) satin nickel grommets on each side; Adjustable satin nickel "T" legs of 2-1/2" diameter with levelers & recessed casters; Fixed 14" metal channels, satin nickel finish; 48", 54" = 2 channels 60", 66" et 72" = 3 channels Tilting melamine modesty panel, 5/8" thick, 12" high with 2 plastic latches and 2 hinges.	242748RXCMMIMTA24ENSN	1198	1366
		242754RXCMMIMTA24ENSN	1233	1410
		242760RXCMMIMTA24ENSN	1260	1452
		242766RXCMMIMTA24ENSN	1295	1504
		242772RXCMMIMTA24ENSN	1322	1548
		303348RXCMMIMTA24ENSN	1239	1432
		303354RXCMMIMTA24ENSN	1274	1490
		303360RXCMMIMTA24ENSN	1307	1540
		303366RXCMMIMTA24ENSN	1348	1597
		303372RXCMMIMTA24ENSN	1378	1650

Addition per table for legs of 2-1/2" diameter and of 30" spread:

									
CF30NSN CF30NBL \$79 retail	CA30NSN CA30NBL \$79 retail	CA30WFSN CA30WFBL \$79 retail	CF30ENSN CF30ENBL \$79 retail	CA30ENSN CA30ENBL \$79 retail	TF30NSN TF30NBL \$79 retail	TA30NSN TA30NBL \$79 retail	TA30WFSN TA30WFBL \$79 retail	TF30ENSN TF30ENBL \$79 retail	TA30ENSN TA30ENBL \$79 retail

OPTION



Translucent plastic tie wrap of 8-1/2" to keep the wires in the channels.
 ** To order with a channel or a modesty MFME (quantity of 5 per bag).

TWTR N/C



Black reinforcing bar 11 GA for tables of 60" and more without modesty or channel (sold separately).

* Non available for FT mechanism *

** No cpu or keyboard can be installed with the reinforcing bar. **

BST60 56
BST66 64
BST72 69

**** The reinforcing bar is available for rectangular surfaces and double convex surfaces ****

*** Add BST at the end of the code **Ex :** 3060RECF24NSNBST ***

How to order?
242748RXCMMIMCF24EN
 (AC / ACL) (SN / BL)

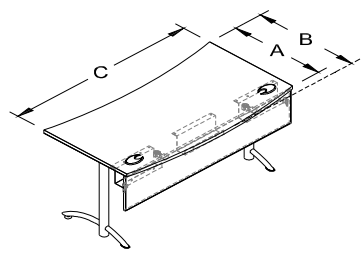
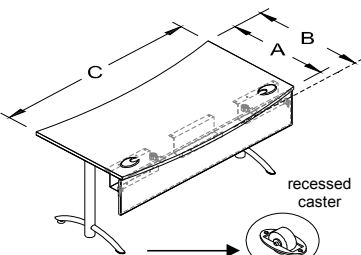
**DOUBLE CONVEX WORKSURFACE
 WITH TILTING MELAMINE
 MODESTY PANEL "CMMIM"**

IMPORTANT : The metal standard color is SATIN NICKEL "SN"


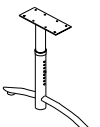


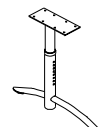

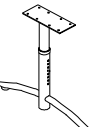
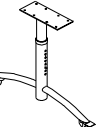

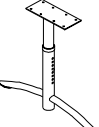
Also available in black : change **SN** to **BL**

EX : AC-2448RXCMMIMCF24EN**SN** for AC-2448RXCMMIMCF24EN**BL**

**** All legs, channels and modesty panels
 are installed with threaded
 metal-to metal connection. ****

	PRODUCTS	CODES	FINISH	
			AC	ACL
	<p>Double convex worksurface with two standard (CAPF) satin nickel grommets on each side; Fixed satin nickel "C" legs of 2-1/2" diameter with levelers & recessed casters; Fixed 14" metal channels, satin nickel finish; 48", 54" = 2 channels 60", 66" et 72" = 3 channels Tilting melamine modesty panel, 5/8" thick, 12" high with 2 plastic latches and 2 hinges.</p>	A B C		
		242748RXCMMIMCF24ENSN	1156	1323
		242754RXCMMIMCF24ENSN	1192	1366
		242760RXCMMIMCF24ENSN	1220	1410
		242766RXCMMIMCF24ENSN	1253	1462
		242772RXCMMIMCF24ENSN	1281	1504
		303348RXCMMIMCF24ENSN	1198	1388
		303354RXCMMIMCF24ENSN	1233	1447
		303360RXCMMIMCF24ENSN	1267	1497
		303366RXCMMIMCF24ENSN	1307	1553
		303372RXCMMIMCF24ENSN	1335	1605
	<p>Double convex worksurface with two standard (CAPF) satin nickel grommets on each side; Fixed satin nickel "T" legs of 2-1/2" diameter with levelers & recessed casters; Fixed 14" metal channels, satin nickel finish; 48", 54" = 2 channels 60", 66" et 72" = 3 channels Tilting melamine modesty panel, 5/8" thick, 12" high with 2 plastic latches and 2 hinges.</p>	242748RXCMMIMTF24ENSN	1006	1164
		242754RXCMMIMTF24ENSN	1040	1209
		242760RXCMMIMTF24ENSN	1068	1252
		242766RXCMMIMTF24ENSN	1103	1301
		242772RXCMMIMTF24ENSN	1129	1345
		303348RXCMMIMTF24ENSN	1047	1229
		303354RXCMMIMTF24ENSN	1080	1286
		303360RXCMMIMTF24ENSN	1116	1338
		303366RXCMMIMTF24ENSN	1156	1395
				303372RXCMMIMTF24ENSN

Addition per table for legs of 2-1/2" diameter and of 30" spread:

									
CF30NSN CF30NBL \$79 retail	CA30NSN CA30NBL \$79 retail	CA30WFSN CA30WFBL \$79 retail	CF30ENSN CF30ENBL \$79 retail	CA30ENSN CA30ENBL \$79 retail	TF30NSN TF30NBL \$79 retail	TA30NSN TA30NBL \$79 retail	TA30WFSN TA30WFBL \$79 retail	TF30ENSN TF30ENBL \$79 retail	TA30ENSN TA30ENBL \$79 retail

OPTION



Translucent plastic tie wrap of 8-1/2" to keep the wires in the channels.
**** To order with a channel or a modesty MFME (quantity of 5 per bag).**

TWTR N/C



Black reinforcing bar 11 GA for tables of 60" and more without modesty or channel (sold separately).

*** Non available for FT mechanism ***

**** No cpu or keyboard can be installed with the reinforcing bar. ****

BST60 56
BST66 64
BST72 69

**** The reinforcing bar is available for rectangular surfaces and double convex surfaces ****

***** Add BST at the end of the code Ex : 3060RECF24NSNBST *****

How to order?
3048RECMMIMECF24N
 (AC / ACL) (SN / BL)

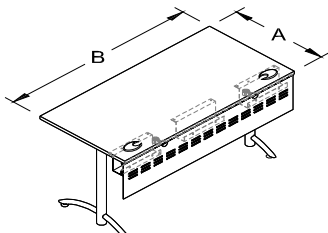
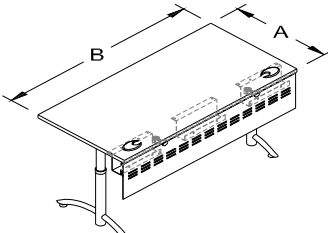
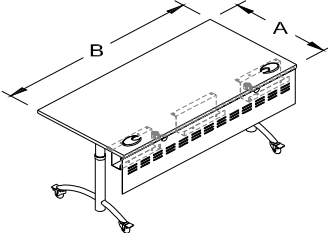
**RECTANGULAR WORKSURFACE
 WITH TILTING EMBOSSED METAL
 MODESTY PANEL "CMMIME"**

IMPORTANT : The metal standard color is SATIN NICKEL "SN"



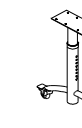



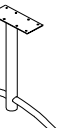
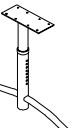
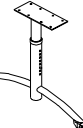
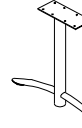
Also available in black : change **SN** to **BL**

EX : AC-2448RECMMIMECF24NSN for AC-2448RECMMIMECF24NBL

**** All legs, channels and modesty panels
 are installed with threaded
 metal-to metal connection. ****

	PRODUCTS	CODES	FINISH	
			AC	ACL
	Rectangular worksurface with two standard (CAPF) satin nickel grommets on each side; Fixed satin nickel "C" legs of 2-1/2" diameter with levelers; Fixed 14" metal channels, satin nickel finish; 48", 54" = 2 channels 60", 66" et 72" = 3 channels Tilting embossed metal modesty panel, 12" high with 2 plastic latches and 2 hinges.	A B		
		3048RECMMIMECF24NSN	1198	1388
		3054RECMMIMECF24NSN	1233	1447
		3060RECMMIMECF24NSN	1281	1512
		3066RECMMIMECF24NSN	1322	1569
		3072RECMMIMECF24NSN	1348	1621
	Rectangular worksurface with two standard (CAPF) satin nickel grommets on each side; Adjustable satin nickel "C" legs of 2-1/2" diameter with levelers; Fixed 14" metal channels, satin nickel finish; 48", 54" = 2 channels 60", 66" et 72" = 3 channels Tilting embossed metal modesty panel, 12" high with 2 plastic latches and 2 hinges.	3048RECMMIMECA24NSN	1307	1504
		3054RECMMIMECA24NSN	1343	1562
		3060RECMMIMECA24NSN	1392	1626
		3066RECMMIMECA24NSN	1432	1683
		3072RECMMIMECA24NSN	1461	1736
	Rectangular worksurface with two standard (CAPF) satin nickel grommets on each side; Adjustable satin nickel "C" legs of 2-1/2" diameter with locking casters; Fixed 14" metal channels, satin nickel finish; 48", 54" = 2 channels 60", 66" et 72" = 3 channels Tilting embossed metal modesty panel, 12" high with 2 plastic latches and 2 hinges.	3048RECMMIMECA24WFSN	1364	1562
		3054RECMMIMECA24WFSN	1399	1621
		3060RECMMIMECA24WFSN	1447	1683
		3066RECMMIMECA24WFSN	1488	1743
		3072RECMMIMECA24WFSN	1515	1792

Addition per table for legs of 2-1/2" diameter and of 30" spread:

									
CF30NSN CF30NBL \$79 retail	CA30NSN CA30NBL \$79 retail	CA30WFSN CA30WFBL \$79 retail	CF30ENSN CF30ENBL \$79 retail	CA30ENSN CA30ENBL \$79 retail	TF30NSN TF30NBL \$79 retail	TA30NSN TA30NBL \$79 retail	TA30WFSN TA30WFBL \$79 retail	TF30ENSN TF30ENBL \$79 retail	TA30ENSN TA30ENBL \$79 retail

OPTION



Translucent plastic tie wrap of 8-1/2" to keep the wires in the channels.
**** To order with a channel or a modesty MFME (quantity of 5 per bag).**

TWTR N/C



Black reinforcing bar 11 GA for tables of 60" and more without modesty or channel (sold separately).

*** Non available for FT mechanism ***

**** No cpu or keyboard can be installed with the reinforcing bar. ****

BST60 56
BST66 64
BST72 69

**** The reinforcing bar is available for rectangular surfaces and double convex surfaces ****

***** Add BST at the end of the code Ex : 3060RECF24NSNBST *****

How to order?
3048RECMIMECA24EN
 (AC / ACL) (SN / BL)

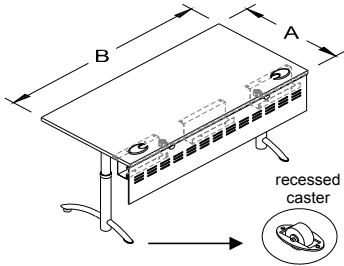
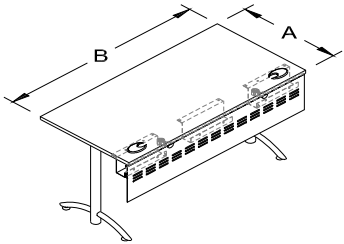
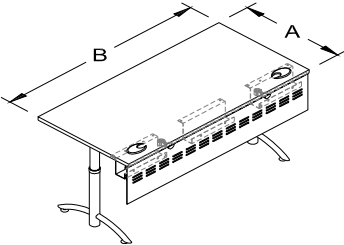
**RECTANGULAR WORKSURFACE
 WITH TILTING EMBOSSED METAL
 MODESTY PANEL "CMMIME"**

IMPORTANT : The metal standard color is SATIN NICKEL "SN"


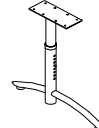
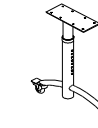
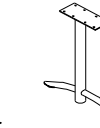
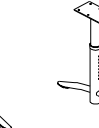



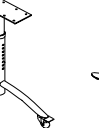
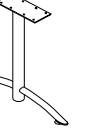
Also available in black : change **SN** to **BL**

EX : AC-2448RECMIMECA24EN**SN** for AC-2448RECMIMECA24EN**NBL**

**** All legs, channels and modesty panels **
 are installed installed with threaded
 metal-to metal connection.**

	PRODUCTS	CODES	FINISH	
			AC	ACL
	<ul style="list-style-type: none"> - Rectangular worksurface with two standard (CAPF) satin nickel grommets on each side; - Adjustable satin nickel "C" legs of 2-1/2" diameter with levelers & recessed casters; - Fixed 14" metal channels, satin nickel finish; 48", 54" = 2 channels 60", 66" et 72" = 3 channels - Tilting embossed metal modesty panel, 12" high with 2 plastic latches and 2 hinges. 	A B		
		3048RECMIMECA24ENSN	1364	1562
		3054RECMIMECA24ENSN	1399	1621
		3060RECMIMECA24ENSN	1447	1683
		3066RECMIMECA24ENSN	1488	1743
		3072RECMIMECA24ENSN	1515	1792
	<ul style="list-style-type: none"> - Rectangular worksurface with two standard (CAPF) satin nickel grommets on each side; - Fixed satin nickel "T" legs of 2-1/2" diameter with levelers; - Fixed 14" metal channels, satin nickel finish; 48", 54" = 2 channels 60", 66" et 72" = 3 channels - Tilting embossed metal modesty panel, 12" high with 2 plastic latches and 2 hinges. 	2448RECMIMETF24NSN	1109	1274
		2454RECMIMETF24NSN	1138	1316
		2460RECMIMETF24NSN	1184	1372
		2466RECMIMETF24NSN	1220	1432
		2472RECMIMETF24NSN	1247	1469
		3048RECMIMETF24NSN	1143	1330
		3054RECMIMETF24NSN	1178	1388
		3060RECMIMETF24NSN	1225	1452
	<ul style="list-style-type: none"> - Rectangular worksurface with two standard (CAPF) satin nickel grommets on each side; - Adjustable satin nickel "T" legs of 2-1/2" diameter with levelers; - Fixed 14" metal channels, satin nickel finish; 48", 54" = 2 channels 60", 66" et 72" = 3 channels - Tilting embossed metal modesty panel, 12" high with 2 plastic latches and 2 hinges. 	2448RECMIMETA24NSN	1274	1447
		2454RECMIMETA24NSN	1301	1490
		2460RECMIMETA24NSN	1348	1548
		2466RECMIMETA24NSN	1383	1605
		2472RECMIMETA24NSN	1412	1640
		3048RECMIMETA24NSN	1307	1504
		3054RECMIMETA24NSN	1343	1562
		3060RECMIMETA24NSN	1392	1626
		3066RECMIMETA24NSN	1432	1683
		3072RECMIMETA24NSN	1461	1736

Addition per table for legs of 2-1/2" diameter and of 30" spread:

									
CF30NSN CF30NBL \$79 retail	CA30NSN CA30NBL \$79 retail	CA30WFSN CA30WFBL \$79 retail	CF30ENSN CF30ENBL \$79 retail	CA30ENSN CA30ENBL \$79 retail	TF30NSN TF30NBL \$79 retail	TA30NSN TA30NBL \$79 retail	TA30WFSN TA30WFBL \$79 retail	TF30ENSN TF30ENBL \$79 retail	TA30ENSN TA30ENBL \$79 retail

OPTION



Translucent plastic tie wrap of 8-1/2" to keep the wires in the channels.
 ** To order with a channel or a modesty MFME (quantity of 5 per bag).

TWTR N/C



Black reinforcing bar 11 GA for tables of 60" and more without modesty or channel (sold separately).
 * Non available for FT mechanism *
 ** No cpu or keyboard can be installed with the reinforcing bar. **

BST60 56
BST66 64
BST72 69

**** The reinforcing bar is available for rectangular surfaces and double convex surfaces ****

*** Add **BST** at the end of the code **Ex :** 3060RECF24NSNBST ***

How to order?
2448RECMMIMETA24WF
 (AC / ACL) (SN / BL)

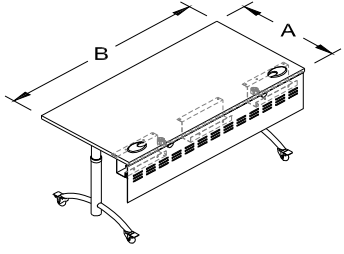
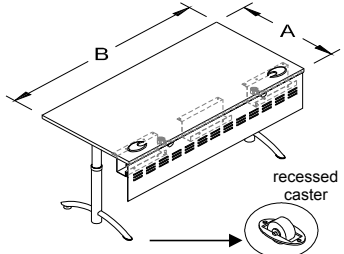
**RECTANGULAR WORKSURFACE
 WITH TILTING EMBOSSED METAL
 MODESTY PANEL "CMMIME"**

IMPORTANT : The metal standard color is SATIN NICKEL "SN"

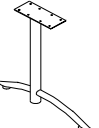
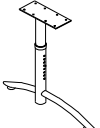
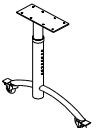
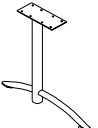
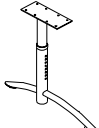
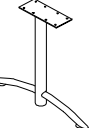
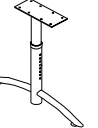
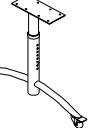
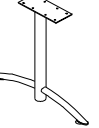
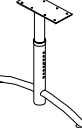
Also available in black : change **SN** to **BL**

EX : AC-2448RECMMIMETA24WFSN for AC-2448RECMMIMETA24WFBL

**** All legs, channels and modesty panels ****
 are installed with threaded
 metal-to metal connection.

	PRODUCTS	CODES	FINISH	
			AC	ACL
	<ul style="list-style-type: none"> - Rectangular worksurface with two standard (CAPF) satin nickel grommets on each side; - Adjustable satin nickel "T" legs of 2-1/2" diameter with locking casters; - Fixed 14" metal channels, satin nickel finish; 48", 54" = 2 channels 60", 66" et 72" = 3 channels - Tilting embossed metal modesty panel, 12" high with 2 plastic latches and 2 hinges. 	A B		
		2448RECMMIMETA24WFSN	1329	1504
		2454RECMMIMETA24WFSN	1357	1548
		2460RECMMIMETA24WFSN	1405	1605
		2466RECMMIMETA24WFSN	1440	1662
		2472RECMMIMETA24WFSN	1467	1699
		3048RECMMIMETA24WFSN	1364	1562
		3054RECMMIMETA24WFSN	1399	1621
		3060RECMMIMETA24WFSN	1447	1683
		3066RECMMIMETA24WFSN	1488	1743
		3072RECMMIMETA24WFSN	1515	1792
	<ul style="list-style-type: none"> - Rectangular worksurface with two standard (CAPF) satin nickel grommets on each side; - Adjustable satin nickel "T" legs of 2-1/2" diameter with levelers & recessed casters; - Fixed 14" metal channels, satin nickel finish; 48", 54" = 2 channels 60", 66" et 72" = 3 channels - Tilting embossed metal modesty panel, 12" high with 2 plastic latches and 2 hinges. 	2448RECMMIMETA24ENS	1329	1504
		2454RECMMIMETA24ENS	1357	1548
		2460RECMMIMETA24ENS	1405	1605
		2466RECMMIMETA24ENS	1440	1662
		2472RECMMIMETA24ENS	1467	1699
		3048RECMMIMETA24ENS	1364	1562
		3054RECMMIMETA24ENS	1399	1621
		3060RECMMIMETA24ENS	1447	1683
		3066RECMMIMETA24ENS	1488	1743
		3072RECMMIMETA24ENS	1515	1792

Addition per table for legs of 2-1/2" diameter and of 30" spread:

									
CF30NSN CF30NBL \$79 retail	CA30NSN CA30NBL \$79 retail	CA30WFSN CA30WFBL \$79 retail	CF30ENSN CF30ENBL \$79 retail	CA30ENSN CA30ENBL \$79 retail	TF30NSN TF30NBL \$79 retail	TA30NSN TA30NBL \$79 retail	TA30WFSN TA30WFBL \$79 retail	TF30ENSN TF30ENBL \$79 retail	TA30ENSN TA30ENBL \$79 retail

OPTION



Translucent plastic tie wrap of 8-1/2" to keep the wires in the channels.
 ** To order with a channel or a modesty MFME (quantity of 5 per bag).

TWTR

N/C



Black reinforcing bar 11 GA for tables of 60" and more without modesty or channel (sold separately).

* Non available for FT mechanism *

** No cpu or keyboard can be installed with the reinforcing bar. **

BST60

56

BST66

64

BST72

69

**** The reinforcing bar is available for rectangular surfaces and double convex surfaces ****

*** Add BST at the end of the code Ex : 3060RECF24NSNBST ***

How to order?
_ 2448RECMIMECF24EN _
 (AC / ACL) (SN / BL)

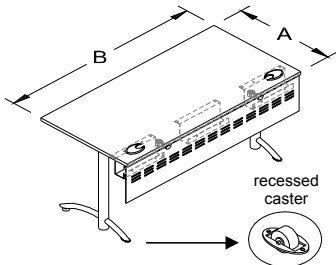
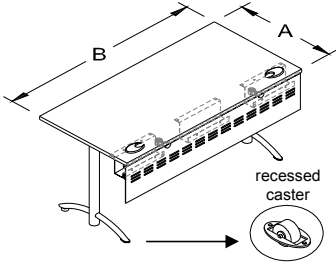
**RECTANGULAR WORKSURFACE
 WITH TILTING EMBOSSED METAL
 MODESTY PANEL "CMMIME"**

IMPORTANT : The metal standard color is SATIN NICKEL "SN"

Also available in black : change **SN** to **BL**

EX : AC-2448RECMIMECF24EN**SN** for AC-2448RECMIMECF24EN**BL**

**** All legs, channels and modesty panels ****
are installed with threaded
metal-to metal connection.

	PRODUCTS	CODES	FINISH	
			AC	ACL
	<ul style="list-style-type: none"> - Rectangular worksurface with two standard (CAPF) satin nickel grommets on each side; - Fixed satin nickel "C" legs of 2-1/2" diameter with levelers & recessed casters; - Fixed 14" metal channels, satin nickel finish; 48", 54" = 2 channels 60", 66" et 72" = 3 channels - Tilting embossed metal modesty panel, 12" high with 2 plastic latches and 2 hinges. 	A B		
		2448RECMIMECF24EN SN	1288	1462
		2454RECMIMECF24EN SN	1317	1504
		2460RECMIMECF24EN SN	1364	1562
		2466RECMIMECF24EN SN	1399	1621
		2472RECMIMECF24EN SN	1426	1656
		3048RECMIMECF24EN SN	1322	1519
		3054RECMIMECF24EN SN	1357	1577
		3060RECMIMECF24EN SN	1405	1640
		3066RECMIMECF24EN SN	1447	1699
		3072RECMIMECF24EN SN	1474	1749
	<ul style="list-style-type: none"> - Rectangular worksurface with two standard (CAPF) satin nickel grommets on each side; - Fixed satin nickel "T" legs of 2-1/2" diameter with levelers & recessed casters; - Fixed 14" metal channels, satin nickel finish; 48", 54" = 2 channels 60", 66" et 72" = 3 channels - Tilting embossed metal modesty panel, 12" high with 2 plastic latches and 2 hinges. 	2448RECMIMETF24EN SN	1138	1301
		2454RECMIMETF24EN SN	1164	1345
		2460RECMIMETF24EN SN	1213	1402
		2466RECMIMETF24EN SN	1247	1462
		2472RECMIMETF24EN SN	1274	1497
		3048RECMIMETF24EN SN	1170	1360
		3054RECMIMETF24EN SN	1204	1415
		3060RECMIMETF24EN SN	1253	1483
		3066RECMIMETF24EN SN	1295	1540
		3072RECMIMETF24EN SN	1322	1591

Addition per table for legs of 2-1/2" diameter and of 30" spread:

CF30NSN CF30NBL \$79 retail	CA30NSN CA30NBL \$79 retail	CA30WFSN CA30WFBL \$79 retail	CF30ENSN CF30ENBL \$79 retail	CA30ENSN CA30ENBL \$79 retail	TF30NSN TF30NBL \$79 retail	TA30NSN TA30NBL \$79 retail	TA30WFSN TA30WFBL \$79 retail	TF30ENSN TF30ENBL \$79 retail	TA30ENSN TA30ENBL \$79 retail

OPTION



Translucent plastic tie wrap of 8-1/2" to keep the wires in the channels.
**** To order with a channel or a modesty MFME (quantity of 5 per bag).**

TWTR **N/C**



Black reinforcing bar 11 GA for tables of 60" and more without modesty or channel (sold separately).
*** Non available for FT mechanism ***
**** No cpu or keyboard can be installed with the reinforcing bar. ****

BST60 56
BST66 64
BST72 69

**** The reinforcing bar is available for rectangular surfaces and double convex surfaces ****

***** Add BST at the end of the code Ex : 3060RECF24NSNBST *****

How to order?
303348RXCMMIMECF24N
 (AC / ACL) (SN / BL)

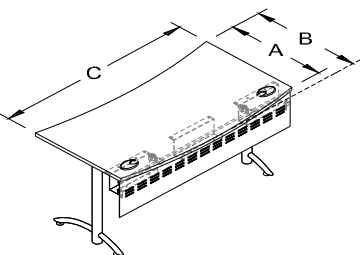
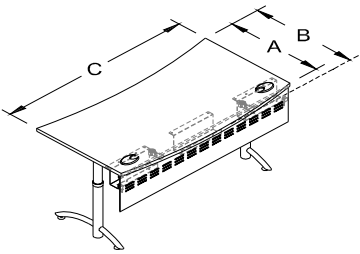
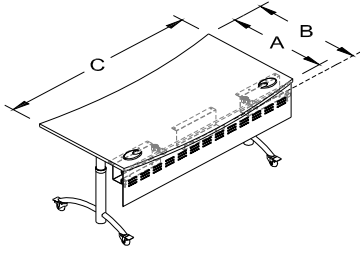
**DOUBLE CONVEX WORKSURFACE
 WITH TILTING EMBOSSED METAL
 MODESTY PANEL "CMMIME"**

IMPORTANT : The metal standard color is SATIN NICKEL "SN"



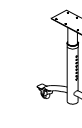



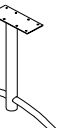
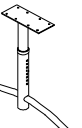
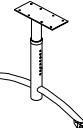
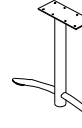

Also available in black : change **SN** to **BL**

EX : AC-2448RXCMMIMECF24NSN for AC-2448RXCMMIMECF24NBL

**** All legs, channels and modesty panels **
 are installed with threaded
 metal-to metal connection.**

	PRODUCTS	CODES	FINISH	
			AC	ACL
 <p>Double convex worksurface with two standard (CAPF) satin nickel grommets on each side; Fixed satin nickel "C" legs of 2-1/2" diameter with levelers; Fixed 14" metal channels, satin nickel finish; 48", 54" = 2 channels 60", 66" et 72" = 3 channels Tilting embossed metal modesty panel, 12" high with 2 plastic latches and 2 hinges.</p>		A B C		
		303348RXCMMIMECF24NSN	1233	1425
		303354RXCMMIMECF24NSN	1267	1483
		303360RXCMMIMECF24NSN	1322	1553
		303366RXCMMIMECF24NSN	1370	1621
		303372RXCMMIMECF24NSN	1399	1671
 <p>Double convex worksurface with two standard (CAPF) satin nickel grommets on each side; Adjustable satin nickel "C" legs of 2-1/2" diameter with levelers; Fixed 14" metal channels, satin nickel finish; 48", 54" = 2 channels 60", 66" et 72" = 3 channels Tilting embossed metal modesty panel, 12" high with 2 plastic latches and 2 hinges.</p>		303348RXCMMIMECA24NSN	1343	1540
		303354RXCMMIMECA24NSN	1378	1597
		303360RXCMMIMECA24NSN	1432	1671
		303366RXCMMIMECA24NSN	1479	1736
		303372RXCMMIMECA24NSN	1508	1786
 <p>Double convex worksurface with two standard (CAPF) satin nickel grommets on each side; Adjustable satin nickel "C" legs of 2-1/2" diameter with locking casters; Fixed 14" metal channels, satin nickel finish; 48", 54" = 2 channels 60", 66" et 72" = 3 channels Tilting embossed metal modesty panel, 12" high with 2 plastic latches and 2 hinges.</p>		303348RXCMMIMECA24WFSN	1399	1597
		303354RXCMMIMECA24WFSN	1432	1656
		303360RXCMMIMECA24WFSN	1488	1727
		303366RXCMMIMECA24WFSN	1535	1792
		303372RXCMMIMECA24WFSN	1562	1845

Addition per table for legs of 2-1/2" diameter and of 30" spread:

										
CF30NSN CF30NBL \$79 retail	CA30NSN CA30NBL \$79 retail	CA30WFSN CA30WFBL \$79 retail	CF30ENSN CF30ENBL \$79 retail	CA30ENSN CA30ENBL \$79 retail	TF30NSN TF30NBL \$79 retail	TA30NSN TA30NBL \$79 retail	TA30WFSN TA30WFBL \$79 retail	TF30ENSN TF30ENBL \$79 retail	TA30ENSN TA30ENBL \$79 retail	

OPTION



Translucent plastic tie wrap of 8-1/2" to keep the wires in the channels.
**** To order with a channel or a modesty MFME (quantity of 5 per bag).**

TWTR N/C



Black reinforcing bar 11 GA for tables of 60" and more without modesty or channel (sold separately).

*** Non available for FT mechanism ***

**** No cpu or keyboard can be installed with the reinforcing bar. ****

BST60 56
BST66 64
BST72 69

**** The reinforcing bar is available for rectangular surfaces and double convex surfaces ****

***** Add BST at the end of the code Ex : 3060RECF24NSNBST *****

How to order?
303348RXCMMIMECA24EN
 (AC / ACL) (SN / BL)

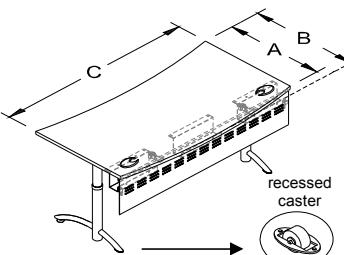
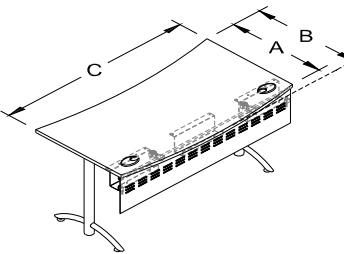
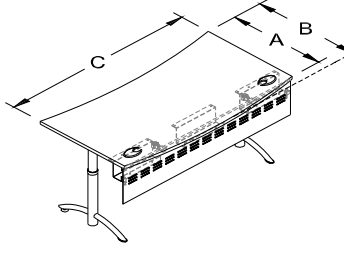
**DOUBLE CONVEX WORKSURFACE
 WITH TILTING EMBOSSED METAL
 MODESTY PANEL "CMMIME"**

IMPORTANT : The metal standard color is SATIN NICKEL "SN"

Also available in black : change **SN** to **BL**

EX : AC-2448RXCMMIMECA24EN**SN** for AC-2448RXCMMIMECA24EN**NBL**

**** All legs, channels and modesty panels
 are installed with threaded
 metal-to metal connection. ****

	PRODUCTS	CODES	FINISH	
			AC	ACL
	Double convex worksurface with two standard (CAPF) satin nickel grommets on each side; Adjustable satin nickel "C" legs of 2-1/2" diameter with levelers & recessed casters; Fixed 14" metal channels, satin nickel finish; 48", 54" = 2 channels 60", 66" et 72" = 3 channels Tilting embossed metal modesty panel, 12" high with 2 plastic latches and 2 hinges.	A B C		
		303348RXCMMIMECA24EN SN	1399	1597
		303354RXCMMIMECA24EN SN	1432	1656
		303360RXCMMIMECA24EN SN	1488	1727
		303366RXCMMIMECA24EN SN	1535	1792
		303372RXCMMIMECA24EN SN	1562	1845
	Double convex worksurface with two standard (CAPF) satin nickel grommets on each side; Fixed satin nickel "T" legs of 2-1/2" diameter with levelers; Fixed 14" metal channels, satin nickel finish; 48", 54" = 2 channels 60", 66" et 72" = 3 channels Tilting embossed metal modesty panel, 12" high with 2 plastic latches and 2 hinges.	242748RXCMMIMETF24N SN	1138	1301
		242754RXCMMIMETF24N SN	1170	1345
		242760RXCMMIMETF24N SN	1220	1410
		242766RXCMMIMETF24N SN	1260	1469
		242772RXCMMIMETF24N SN	1288	1512
		303348RXCMMIMETF24N SN	1178	1366
		303354RXCMMIMETF24N SN	1213	1425
	Double convex worksurface with two standard (CAPF) satin nickel grommets on each side; Adjustable satin nickel "T" legs of 2-1/2" diameter with levelers; Fixed 14" metal channels, satin nickel finish; 48", 54" = 2 channels 60", 66" et 72" = 3 channels Tilting embossed metal modesty panel, 12" high with 2 plastic latches and 2 hinges.	242748RXCMMIMETA24N SN	1301	1475
		242754RXCMMIMETA24N SN	1335	1519
		242760RXCMMIMETA24N SN	1383	1583
		242766RXCMMIMETA24N SN	1426	1640
		242772RXCMMIMETA24N SN	1452	1683
		303348RXCMMIMETA24N SN	1343	1540
		303354RXCMMIMETA24N SN	1378	1597
		303360RXCMMIMETA24N SN	1432	1671
		303366RXCMMIMETA24N SN	1479	1736
		303372RXCMMIMETA24N SN	1508	1786

Addition per table for legs of 2-1/2" diameter and of 30" spread:

CF30NSN CF30NBL \$79 retail	CA30NSN CA30NBL \$79 retail	CA30WFSN CA30WFBL \$79 retail	CF30ENSN CF30ENBL \$79 retail	CA30ENSN CA30ENBL \$79 retail	TF30NSN TF30NBL \$79 retail	TA30NSN TA30NBL \$79 retail	TA30WFSN TA30WFBL \$79 retail	TF30ENSN TF30ENBL \$79 retail	TA30ENSN TA30ENBL \$79 retail

OPTION



Translucent plastic tie wrap of 8-1/2" to keep the wires in the channels.
**** To order with a channel or a modesty MFME (quantity of 5 per bag).**

TWTR **N/C**



Black reinforcing bar 11 GA for tables of 60" and more without modesty or channel (sold separately).

*** Non available for FT mechanism ***

**** No cpu or keyboard can be installed with the reinforcing bar. ****

BST60 56
BST66 64
BST72 69

**** The reinforcing bar is available for rectangular surfaces and double convex surfaces ****

***** Add BST at the end of the code Ex : 3060RECF24NSNBST *****

How to order?
_ 242748RXCMMIMETA24WF _
 (AC / ACL) (SN / BL)

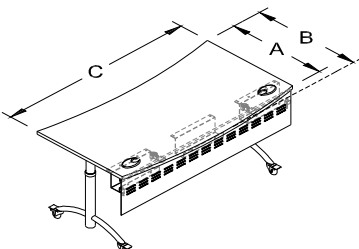
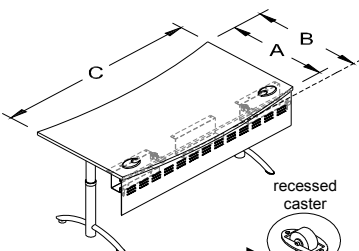
**DOUBLE CONVEX WORKSURFACE
 WITH TILTING EMBOSSED METAL
 MODESTY PANEL "CMMIME"**

IMPORTANT : The metal standard color is SATIN NICKEL "SN"

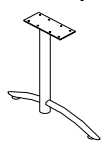
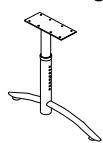
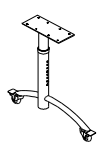
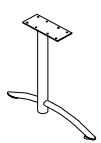
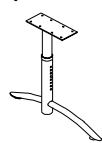

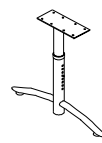
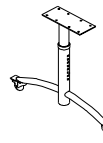

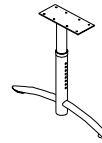
Also available in black : change **SN** to **BL**

EX : AC-2448RXCMMIMETA24WFSN for AC-2448RXCMMIMETA24WFBL

**** All legs, channels and modesty panels ****
are installed with threaded
metal-to metal connection.

	PRODUCTS	CODES	FINISH	
			AC	ACL
	<p>Double convex worksurface with two standard (CAPF) satin nickel grommets on each side; Adjustable satin nickel "T" legs of 2-1/2" diameter with locking casters; Fixed 14" metal channels, satin nickel finish; 48", 54" = 2 channels 60", 66" et 72" = 3 channels Tilting embossed metal modesty panel, 12" high with 2 plastic latches and 2 hinges.</p>	A B C		
		242748RXCMMIMETA24WFSN	1357	1534
		242754RXCMMIMETA24WFSN	1392	1577
		242760RXCMMIMETA24WFSN	1440	1640
		242766RXCMMIMETA24WFSN	1479	1699
		242772RXCMMIMETA24WFSN	1508	1743
		303348RXCMMIMETA24WFSN	1399	1597
		303354RXCMMIMETA24WFSN	1432	1656
		303360RXCMMIMETA24WFSN	1488	1727
		303366RXCMMIMETA24WFSN	1535	1792
303372RXCMMIMETA24WFSN	1562	1845		
	<p>Double convex worksurface with two standard (CAPF) satin nickel grommets on each side; Adjustable satin nickel "T" legs of 2-1/2" diameter with levelers & recessed casters; Fixed 14" metal channels, satin nickel finish; 48", 54" = 2 channels 60", 66" et 72" = 3 channels Tilting embossed metal modesty panel, 12" high with 2 plastic latches and 2 hinges.</p>	242748RXCMMIMETA24ENSN	1357	1534
		242754RXCMMIMETA24ENSN	1392	1577
		242760RXCMMIMETA24ENSN	1440	1640
		242766RXCMMIMETA24ENSN	1479	1699
		242772RXCMMIMETA24ENSN	1508	1743
		303348RXCMMIMETA24ENSN	1399	1597
		303354RXCMMIMETA24ENSN	1432	1656
		303360RXCMMIMETA24ENSN	1488	1727
		303366RXCMMIMETA24ENSN	1535	1792
		303372RXCMMIMETA24ENSN	1562	1845

Addition per table for legs of 2-1/2" diameter and of 30" spread:

									
CF30NSN CF30NBL \$79 retail	CA30NSN CA30NBL \$79 retail	CA30WFSN CA30WFBL \$79 retail	CF30ENSN CF30ENBL \$79 retail	CA30ENSN CA30ENBL \$79 retail	TF30NSN TF30NBL \$79 retail	TA30NSN TA30NBL \$79 retail	TA30WFSN TA30WFBL \$79 retail	TF30ENSN TF30ENBL \$79 retail	TA30ENSN TA30ENBL \$79 retail

OPTION



Translucent plastic tie wrap of 8-1/2" to keep the wires in the channels.
**** To order with a channel or a modesty MFME (quantity of 5 per bag).**

TWTR **N/C**



Black reinforcing bar 11 GA for tables of 60" and more without modesty or channel (sold separately).

*** Non available for FT mechanism ***

**** No cpu or keyboard can be installed with the reinforcing bar. ****

BST60 56
BST66 64
BST72 69

**** The reinforcing bar is available for rectangular surfaces and double convex surfaces ****

***** Add BST at the end of the code Ex : 3060RECF24NSNBST *****

How to order?
242748RXCMMIMECF24EN
 (AC / ACL) (SN / BL)

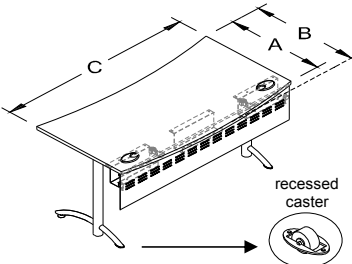
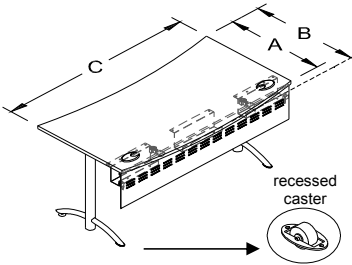
**DOUBLE CONVEX WORKSURFACE
 WITH TILTING EMBOSSED METAL
 MODESTY PANEL "CMMIME"**

IMPORTANT : The metal standard color is SATIN NICKEL "SN"


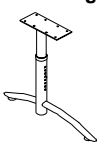
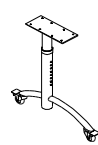

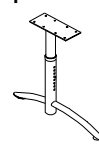

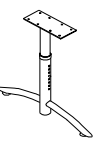
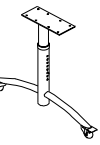
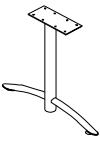
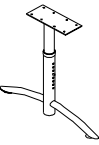
Also available in black : change **SN** to **BL**

EX : AC-2448RXCMMIMECF24WFEN for AC-2448RXCMMIMECF24ENBL

**** All legs, channels and modesty panels
 are installed with threaded
 metal-to metal connection. ****

	PRODUCTS	CODES	FINISH	
			AC	ACL
 <p>recessed caster</p>	<p>Double convex worksurface with two standard (CAPF) satin nickel grommets on each side; Fixed satin nickel "C" legs of 2-1/2" diameter with levelers & recessed casters; Fixed 14" metal channels, satin nickel finish; 48", 54" = 2 channels 60", 66" et 72" = 3 channels Tilting embossed metal modesty panel, 12" high with 2 plastic latches and 2 hinges.</p>	A B C		
		242748RXCMMIMECF24ENSN	1317	1490
		242754RXCMMIMECF24ENSN	1348	1534
		242760RXCMMIMECF24ENSN	1399	1597
		242766RXCMMIMECF24ENSN	1440	1656
		242772RXCMMIMECF24ENSN	1467	1699
		303348RXCMMIMECF24ENSN	1357	1553
		303354RXCMMIMECF24ENSN	1392	1612
		303360RXCMMIMECF24ENSN	1447	1683
		303366RXCMMIMECF24ENSN	1494	1749
		303372RXCMMIMECF24ENSN	1521	1802
		 <p>recessed caster</p>	<p>Double convex worksurface with two standard (CAPF) satin nickel grommets on each side; Fixed satin nickel "T" legs of 2-1/2" diameter with levelers & recessed casters; Fixed 14" metal channels, satin nickel finish; 48", 54" = 2 channels 60", 66" et 72" = 3 channels Tilting embossed metal modesty panel, 12" high with 2 plastic latches and 2 hinges.</p>	242748RXCMMIMETF24ENSN
242754RXCMMIMETF24ENSN	1198			1372
242760RXCMMIMETF24ENSN	1247			1439
242766RXCMMIMETF24ENSN	1288			1497
242772RXCMMIMETF24ENSN	1317			1540
303348RXCMMIMETF24ENSN	1204			1395
303354RXCMMIMETF24ENSN	1239			1452
303360RXCMMIMETF24ENSN	1295			1525
303366RXCMMIMETF24ENSN	1343			1591
303372RXCMMIMETF24ENSN	1370			1640

Addition per table for legs of 2-1/2" diameter and of 30" spread:

									
CF30NSN CF30NBL \$79 retail	CA30NSN CA30NBL \$79 retail	CA30WFSN CA30WFBL \$79 retail	CF30ENSN CF30ENBL \$79 retail	CA30ENSN CA30ENBL \$79 retail	TF30NSN TF30NBL \$79 retail	TA30NSN TA30NBL \$79 retail	TA30WFSN TA30WFBL \$79 retail	TF30ENSN TF30ENBL \$79 retail	TA30ENSN TA30ENBL \$79 retail

OPTION



Translucent plastic tie wrap of 8-1/2" to keep the wires in the channels.
 ** To order with a channel or a modesty MFME (quantity of 5 per bag).

TWTR N/C



Black reinforcing bar 11 GA for tables of 60" and more without modesty or channel (sold separately).

* Non available for FT mechanism *

** No cpu or keyboard can be installed with the reinforcing bar. **

BST60 56
BST66 64
BST72 69

**** The reinforcing bar is available for rectangular surfaces and double convex surfaces ****

*** Add BST at the end of the code **Ex :** 3060RECF24NSNBST ***

How to order?
3048RECMMIPVCF24N
 (AC / ACL) (SN / BL)

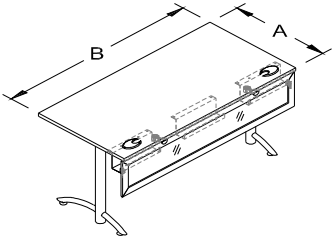
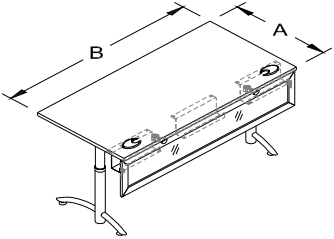
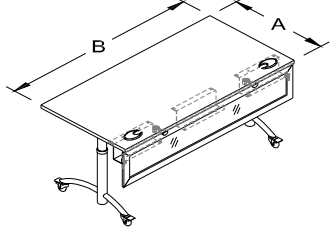
**RECTANGULAR WORKSURFACE
 & TILTING GLASS (SCREEN 04)
 MODESTY PANEL WITH
 ALUMINIUM FRAME "CMMIPV"**

IMPORTANT : The metal standard color is SATIN NICKEL "SN"


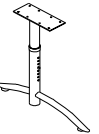
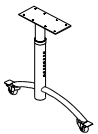
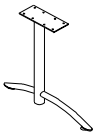
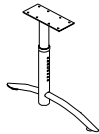
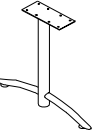
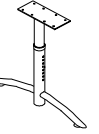
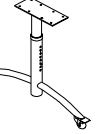
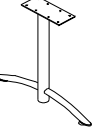
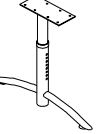
Also available in black : change **SN** to **BL**

EX : AC-2448RECMMIMECF24NSN for AC-2448RECMMIMECF24NBL

**** All legs, channels and modesty panels
 are installed with threaded
 metal-to metal connection. ****

	PRODUCTS	CODES	FINISH	
			AC	ACL
	<p>Rectangular worksurface with two standard (CAPF) satin nickel grommets on each side; Fixed satin nickel "C" legs of 2-1/2" diameter with levelers; Fixed 14" metal channels, satin nickel finish; 48", 54" = 2 channels 60", 66" et 72" = 3 channels Tilting glass (screen 04) modesty panel with aluminium frame, 12" high with 2 plastic latches and 2 hinges.</p>	A B		
		3048RECMMIPVCF24NSN	1295	1490
		3054RECMMIPVCF24NSN	1335	1553
		3060RECMMIPVCF24NSN	1378	1612
		3066RECMMIPVCF24NSN	1419	1671
		3072RECMMIPVCF24NSN	1452	1727
	<p>Rectangular worksurface with two standard (CAPF) satin nickel grommets on each side; Adjustable satin nickel "C" legs of 2-1/2" diameter with levelers; Fixed 14" metal channels, satin nickel finish; 48", 54" = 2 channels 60", 66" et 72" = 3 channels Tilting glass (screen 04) modesty panel with aluminium frame, 12" high with 2 plastic latches and 2 hinges.</p>	3048RECMMIPVCA24NSN	1405	1605
		3054RECMMIPVCA24NSN	1447	1671
		3060RECMMIPVCA24NSN	1488	1727
		3066RECMMIPVCA24NSN	1529	1786
		3072RECMMIPVCA24NSN	1562	1845
	<p>Rectangular worksurface with two standard (CAPF) satin nickel grommets on each side; Adjustable satin nickel "C" legs of 2-1/2" diameter with locking casters; Fixed 14" metal channels, satin nickel finish; 48", 54" = 2 channels 60", 66" et 72" = 3 channels Tilting glass (screen 04) modesty panel with aluminium frame, 12" high with 2 plastic latches and 2 hinges.</p>	3048RECMMIPVCA24WFSN	1461	1662
		3054RECMMIPVCA24WFSN	1502	1727
		3060RECMMIPVCA24WFSN	1544	1786
		3066RECMMIPVCA24WFSN	1583	1845
		3072RECMMIPVCA24WFSN	1618	1902

Addition per table for legs of 2-1/2" diameter and of 30" spread:

									
CF30NSN CF30NBL \$79 retail	CA30NSN CA30NBL \$79 retail	CA30WFSN CA30WFBL \$79 retail	CF30ENSN CF30ENBL \$79 retail	CA30ENSN CA30ENBL \$79 retail	TF30NSN TF30NBL \$79 retail	TA30NSN TA30NBL \$79 retail	TA30WFSN TA30WFBL \$79 retail	TF30ENSN TF30ENBL \$79 retail	TA30ENSN TA30ENBL \$79 retail

OPTION



Translucent plastic tie wrap of 8-1/2" to keep the wires in the channels.
**** To order with a channel or a modesty MFME (quantity of 5 per bag).**

TWTR N/C



Black reinforcing bar 11 GA for tables of 60" and more without modesty or channel (sold separately).

*** Non available for FT mechanism ***

**** No cpu or keyboard can be installed with the reinforcing bar. ****

BST60 56
BST66 64
BST72 69

**** The reinforcing bar is available for rectangular surfaces and double convex surfaces ****

***** Add BST at the end of the code Ex : 3060RECF24NSNBST *****

How to order?
3048RECMMIPVCA24EN
 (AC / ACL) (SN / BL)

**RECTANGULAR WORKSURFACE
& TILTING GLASS (SCREEN 04)**

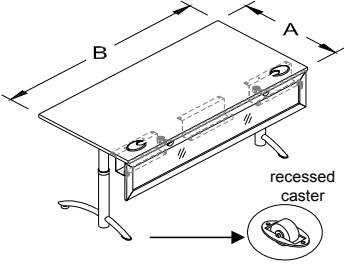
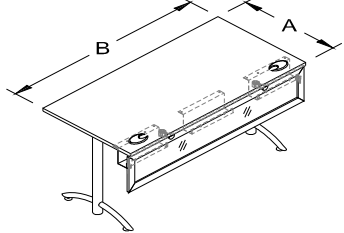
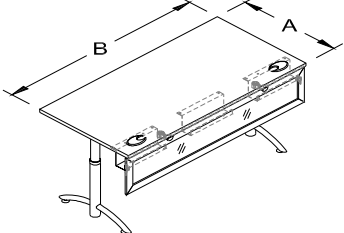
**MODESTY PANEL WITH
ALUMINIUM FRAME "CMMIPV"**

IMPORTANT : The metal standard color is SATIN NICKEL "SN"


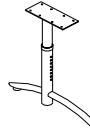
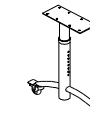
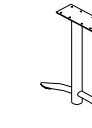





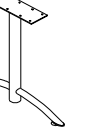
Also available in black : change **SN** to **BL**

EX : AC-2448RECMMIMECA24EN**SN** for AC-2448RECMMIMECA24EN**BL**

**** All legs, channels and modesty panels
are installed with threaded
metal-to metal connection.**

	PRODUCTS	CODES	FINISH	
			AC	ACL
	<ul style="list-style-type: none"> Rectangular worksurface with two standard (CAPF) satin nickel grommets on each side; Adjustable satin nickel "C" legs of 2-1/2" diameter with levelers & recessed casters; Fixed 14" metal channels, satin nickel finish; 48", 54" = 2 channels 60", 66" et 72" = 3 channels Tilting glass (screen 04) modesty panel with aluminium frame, 12" high with 2 plastic latches and 2 hinges. 	A B		
		3048RECMMIPVCA24EN SN	1461	1662
		3054RECMMIPVCA24EN SN	1502	1727
		3060RECMMIPVCA24EN SN	1544	1786
		3066RECMMIPVCA24EN SN	1583	1845
		3072RECMMIPVCA24EN SN	1618	1902
	<ul style="list-style-type: none"> Rectangular worksurface with two standard (CAPF) satin nickel grommets on each side; Fixed satin nickel "T" legs of 2-1/2" diameter with levelers; Fixed 14" metal channels, satin nickel finish; 48", 54" = 2 channels 60", 66" et 72" = 3 channels Tilting glass (screen 04) modesty panel with aluminium frame, 12" high with 2 plastic latches and 2 hinges. 	2448RECMMIPVTF24 NSN	1204	1372
		2454RECMMIPVTF24 NSN	1239	1425
		2460RECMMIPVTF24 NSN	1281	1475
		2466RECMMIPVTF24 NSN	1317	1534
		2472RECMMIPVTF24 NSN	1348	1577
		3048RECMMIPVTF24 NSN	1239	1432
		3054RECMMIPVTF24 NSN	1281	1497
		3060RECMMIPVTF24 NSN	1322	1553
	<ul style="list-style-type: none"> Rectangular worksurface with two standard (CAPF) satin nickel grommets on each side; Adjustable satin nickel "T" legs of 2-1/2" diameter with levelers; Fixed 14" metal channels, satin nickel finish; 48", 54" = 2 channels 60", 66" et 72" = 3 channels Tilting glass (screen 04) modesty panel with aluminium frame, 12" high with 2 plastic latches and 2 hinges. 	2448RECMMIPVTA24 NSN	1370	1548
		2454RECMMIPVTA24 NSN	1405	1597
		2460RECMMIPVTA24 NSN	1447	1650
		2466RECMMIPVTA24 NSN	1479	1706
		2472RECMMIPVTA24 NSN	1515	1749
		3048RECMMIPVTA24 NSN	1405	1605
		3054RECMMIPVTA24 NSN	1447	1671
		3060RECMMIPVTA24 NSN	1488	1727
		3066RECMMIPVTA24 NSN	1529	1786
		3072RECMMIPVTA24 NSN	1562	1845

Addition per table for legs of 2-1/2" diameter and of 30" spread:

									
CF30NSN CF30NBL \$79 retail	CA30NSN CA30NBL \$79 retail	CA30WFSN CA30WFBL \$79 retail	CF30ENSN CF30ENBL \$79 retail	CA30ENSN CA30ENBL \$79 retail	TF30NSN TF30NBL \$79 retail	TA30NSN TA30NBL \$79 retail	TA30WFSN TA30WFBL \$79 retail	TF30ENSN TF30ENBL \$79 retail	TA30ENSN TA30ENBL \$79 retail

OPTION



Translucent plastic tie wrap of 8-1/2" to keep the wires in the channels.

**** To order with a channel or a modesty MFME (quantity of 5 per bag).**

TWTR

N/C



Black reinforcing bar 11 GA for tables of 60" and more without modesty or channel (sold separately).

*** Non available for FT mechanism ***

**** No cpu or keyboard can be installed with the reinforcing bar. ****

BST60

56

BST66

64

BST72

69

**** The reinforcing bar is available for rectangular surfaces and double convex surfaces ****

***** Add BST at the end of the code Ex : 3060RECF24NSNBST *****

How to order?
_ 2448RECMMIPVTA24WF _
 (AC / ACL) (SN / BL)

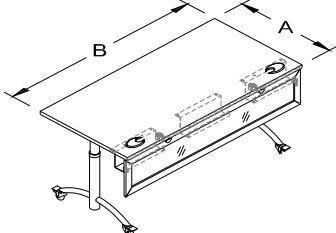
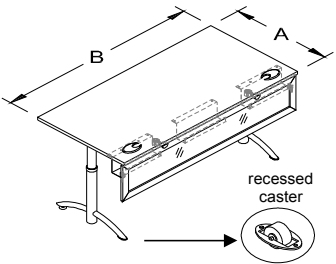
**RECTANGULAR WORKSURFACE
 & TILTING GLASS (SCREEN 04)
 MODESTY PANEL WITH
 ALUMINIUM FRAME "CMMIPV"**

IMPORTANT : The metal standard color is SATIN NICKEL "SN"

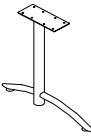
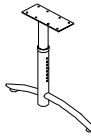
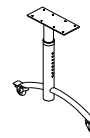
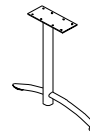
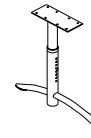
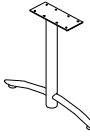
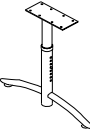
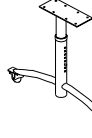
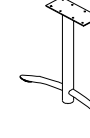
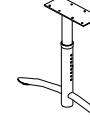
Also available in black : change **SN** to **BL**

EX : AC-2448RECMMIMETA24WFSN for AC-2448RECMMIMETA24WFBL

**** All legs, channels and modesty panels **
 are installed with threaded
 metal-to metal connection.**

	PRODUCTS	CODES	FINISH	
			AC	ACL
	<ul style="list-style-type: none"> - Rectangular worksurface with two standard (CAPF) satin nickel grommets on each side; - Adjustable satin nickel "T" legs of 2-1/2" diameter with locking casters; - Fixed 14" metal channels, satin nickel finish; 48", 54" = 2 channels 60", 66" et 72" = 3 channels - Tilting glass (screen 04) modesty panel with aluminium frame, 12" high with 2 plastic latches and 2 hinges. 	A B		
		2448RECMMIPVTA24WFSN	1426	1605
		2454RECMMIPVTA24WFSN	1461	1656
		2460RECMMIPVTA24WFSN	1502	1706
		2466RECMMIPVTA24WFSN	1535	1764
		2472RECMMIPVTA24WFSN	1571	1808
		3048RECMMIPVTA24WFSN	1461	1662
		3054RECMMIPVTA24WFSN	1502	1727
		3060RECMMIPVTA24WFSN	1544	1786
		3066RECMMIPVTA24WFSN	1583	1845
		3072RECMMIPVTA24WFSN	1618	1902
	<ul style="list-style-type: none"> - Rectangular worksurface with two standard (CAPF) satin nickel grommets on each side; - Adjustable satin nickel "T" legs of 2-1/2" diameter with levelers & recessed casters; - Fixed 14" metal channels, satin nickel finish; 48", 54" = 2 channels 60", 66" et 72" = 3 channels - Tilting glass (screen 04) modesty panel with aluminium frame, 12" high with 2 plastic latches and 2 hinges. 	2448RECMMIPVTA24ENSN	1426	1605
		2454RECMMIPVTA24ENSN	1461	1656
		2460RECMMIPVTA24ENSN	1502	1706
		2466RECMMIPVTA24ENSN	1535	1764
		2472RECMMIPVTA24ENSN	1571	1808
		3048RECMMIPVTA24ENSN	1461	1662
		3054RECMMIPVTA24ENSN	1502	1727
		3060RECMMIPVTA24ENSN	1544	1786
		3066RECMMIPVTA24ENSN	1583	1845
		3072RECMMIPVTA24ENSN	1618	1902

Addition per table for legs of 2-1/2" diameter and of 30" spread:

									
CF30NSN CF30NBL \$79 retail	CA30NSN CA30NBL \$79 retail	CA30WFSN CA30WFBL \$79 retail	CF30ENSN CF30ENBL \$79 retail	CA30ENSN CA30ENBL \$79 retail	TF30NSN TF30NBL \$79 retail	TA30NSN TA30NBL \$79 retail	TA30WFSN TA30WFBL \$79 retail	TF30ENSN TF30ENBL \$79 retail	TA30ENSN TA30ENBL \$79 retail

OPTION



Translucent plastic tie wrap of 8-1/2" to keep the wires in the channels.
**** To order with a channel or a modesty MFME (quantity of 5 per bag).**

TWTR N/C



Black reinforcing bar 11 GA for tables of 60" and more without modesty or channel (sold separately).
*** Non available for FT mechanism ***
**** No cpu or keyboard can be installed with the reinforcing bar. ****

BST60 56
BST66 64
BST72 69

**** The reinforcing bar is available for rectangular surfaces and double convex surfaces ****

***** Add BST at the end of the code Ex : 3060RECF24NSNBST *****

How to order?
2448RECMMIPVCF24EN
 (AC / ACL) (SN / BL)

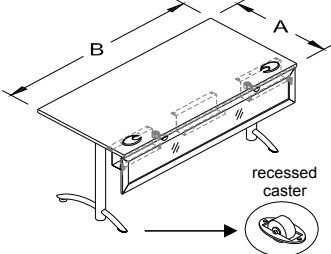
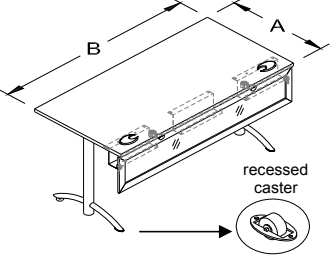
**RECTANGULAR WORKSURFACE
 & TILTING GLASS (SCREEN 04)
 MODESTY PANEL WITH
 ALUMINIUM FRAME "CMMIPV"**

IMPORTANT : The metal standard color is SATIN NICKEL "SN"



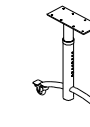
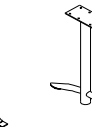


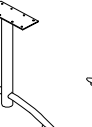
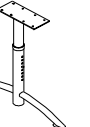
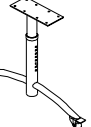
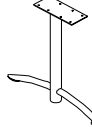
Also available in black : change **SN** to **BL**

EX : AC-2448RECMMIMECF24EN**SN** for AC-2448RECMMIMECF24EN**BL**

**** All legs, channels and modesty panels ****
 are installed with threaded
 metal-to metal connection.

	PRODUCTS	CODES	FINISH	
			AC	ACL
	<ul style="list-style-type: none"> - Rectangular worksurface with two standard (CAPF) satin nickel grommets on each side; - Fixed satin nickel "C" legs of 2-1/2" diameter with levelers & recessed casters; - Fixed 14" metal channels, satin nickel finish; 48", 54" = 2 channels 60", 66" et 72" = 3 channels - Tilting glass (screen 04) modesty panel with aluminium frame, 12" high with 2 plastic latches and 2 hinges. 	A B		
		2448RECMMIPVCF24EN SN	1383	1562
		2454RECMMIPVCF24EN SN	1419	1612
		2460RECMMIPVCF24EN SN	1461	1662
		2466RECMMIPVCF24EN SN	1494	1721
		2472RECMMIPVCF24EN SN	1529	1764
		3048RECMMIPVCF24EN SN	1419	1621
		3054RECMMIPVCF24EN SN	1461	1683
		3060RECMMIPVCF24EN SN	1502	1743
		3066RECMMIPVCF24EN SN	1544	1802
		3072RECMMIPVCF24EN SN	1577	1859
	<ul style="list-style-type: none"> - Rectangular worksurface with two standard (CAPF) satin nickel grommets on each side; - Fixed satin nickel "T" legs of 2-1/2" diameter with levelers & recessed casters; - Fixed 14" metal channels, satin nickel finish; 48", 54" = 2 channels 60", 66" et 72" = 3 channels - Tilting glass (screen 04) modesty panel with aluminium frame, 12" high with 2 plastic latches and 2 hinges. 	2448RECMMIPVTF24EN SN	1233	1402
		2454RECMMIPVTF24EN SN	1267	1452
		2460RECMMIPVTF24EN SN	1307	1504
		2466RECMMIPVTF24EN SN	1343	1562
		2472RECMMIPVTF24EN SN	1378	1605
		3048RECMMIPVTF24EN SN	1267	1462
		3054RECMMIPVTF24EN SN	1307	1525
		3060RECMMIPVTF24EN SN	1348	1583
		3066RECMMIPVTF24EN SN	1392	1640
		3072RECMMIPVTF24EN SN	1426	1699

Addition per table for legs of 2-1/2" diameter and of 30" spread:

									
CF30NSN CF30NBL \$79 retail	CA30NSN CA30NBL \$79 retail	CA30WFSN CA30WFBL \$79 retail	CF30ENSN CF30ENBL \$79 retail	CA30ENSN CA30ENBL \$79 retail	TF30NSN TF30NBL \$79 retail	TA30NSN TA30NBL \$79 retail	TA30WFSN TA30WFBL \$79 retail	TF30ENSN TF30ENBL \$79 retail	TA30ENSN TA30ENBL \$79 retail

OPTION



Translucent plastic tie wrap of 8-1/2" to keep the wires in the channels.
**** To order with a channel or a modesty MFME (quantity of 5 per bag).**

TWTR N/C



Black reinforcing bar 11 GA for tables of 60" and more without modesty or channel (sold separately).
*** Non available for FT mechanism ***
**** No cpu or keyboard can be installed with the reinforcing bar. ****

BST60 56
BST66 64
BST72 69

**** The reinforcing bar is available for rectangular surfaces and double convex surfaces ****

***** Add BST at the end of the code Ex : 3060RECF24NSNBST *****

How to order?
303348RXCMMIPVCF24N
 (AC / ACL) (SN / BL)

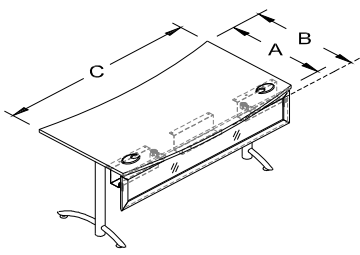
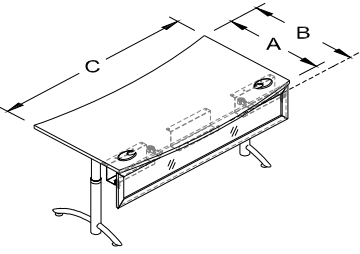
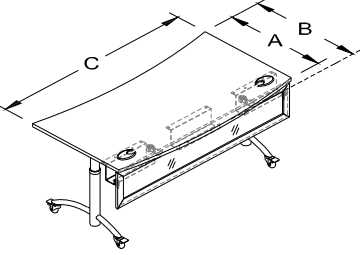
**DOUBLE CONVEX WORKSURFACE
 & TILTING GLASS (SCREEN 04)
 MODESTY PANEL WITH
 ALUMINIUM FRAME "CMMIPV"**

IMPORTANT : The metal standard color is SATIN NICKEL "SN"


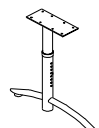
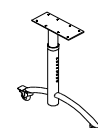

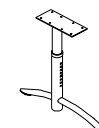

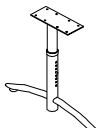
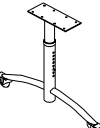
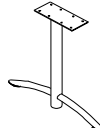
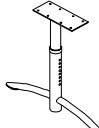
Also available in black : change **SN** to **BL**

EX : AC-2448RXCMMIMECF24NSN for AC-2448RXCMMIMECF24NBL

**** All legs, channels and modesty panels
 are installed with threaded
 metal-to metal connection. ****

	PRODUCTS	CODES	FINISH	
			AC	ACL
 <p>Double convex worksurface with two standard (CAPF) satin nickel grommets on each side; Fixed satin nickel "C" legs of 2-1/2" diameter with levelers; Fixed 14" metal channels, satin nickel finish; 48", 54" = 2 channels 60", 66" et 72" = 3 channels Tilting glass (screen 04) modesty panel with aluminium frame, 12" high with 2 plastic latches and 2 hinges.</p>		A B C		
		303348RXCMMIPVCF24NSN	1329	1525
		303354RXCMMIPVCF24NSN	1370	1591
		303360RXCMMIPVCF24NSN	1419	1634
		303366RXCMMIPVCF24NSN	1467	1721
		303372RXCMMIPVCF24NSN	1502	1779
 <p>Double convex worksurface with two standard (CAPF) satin nickel grommets on each side; Adjustable satin nickel "C" legs of 2-1/2" diameter with levelers; Fixed 14" metal channels, satin nickel finish; 48", 54" = 2 channels 60", 66" et 72" = 3 channels Tilting glass (screen 04) modesty panel with aluminium frame, 12" high with 2 plastic latches and 2 hinges.</p>		303348RXCMMIPVCA24NSN	1440	1640
		303354RXCMMIPVCA24NSN	1479	1706
		303360RXCMMIPVCA24NSN	1529	1772
		303366RXCMMIPVCA24NSN	1577	1836
		303372RXCMMIPVCA24NSN	1613	1894
 <p>Double convex worksurface with two standard (CAPF) satin nickel grommets on each side; Adjustable satin nickel "C" legs of 2-1/2" diameter with locking casters; Fixed 14" metal channels, satin nickel finish; 48", 54" = 2 channels 60", 66" et 72" = 3 channels Tilting glass (screen 04) modesty panel with aluminium frame, 12" high with 2 plastic latches and 2 hinges.</p>		303348RXCMMIPVCA24WFSN	1494	1699
		303354RXCMMIPVCA24WFSN	1535	1764
		303360RXCMMIPVCA24WFSN	1583	1830
		303366RXCMMIPVCA24WFSN	1631	1894
		303372RXCMMIPVCA24WFSN	1666	1952

Addition per table for legs of 2-1/2" diameter and of 30" spread:

									
CF30NSN CF30NBL \$79 retail	CA30NSN CA30NBL \$79 retail	CA30WFSN CA30WFBL \$79 retail	CF30ENSN CF30ENBL \$79 retail	CA30ENSN CA30ENBL \$79 retail	TF30NSN TF30NBL \$79 retail	TA30NSN TA30NBL \$79 retail	TA30WFSN TA30WFBL \$79 retail	TF30ENSN TF30ENBL \$79 retail	TA30ENSN TA30ENBL \$79 retail

OPTION



Translucent plastic tie wrap of 8-1/2" to keep the wires in the channels.
**** To order with a channel or a modesty MFME (quantity of 5 per bag).**

TWTR N/C



Black reinforcing bar 11 GA for tables of 60" and more without modesty or channel (sold separately).

*** Non available for FT mechanism ***

**** No cpu or keyboard can be installed with the reinforcing bar. ****

BST60 56
BST66 64
BST72 69

**** The reinforcing bar is available for rectangular surfaces and double convex surfaces ****

***** Add BST at the end of the code Ex : 3060RECF24NSNBST *****

How to order?
303348RXCMMIPVCA24EN
 (AC / ACL) (SN / BL)

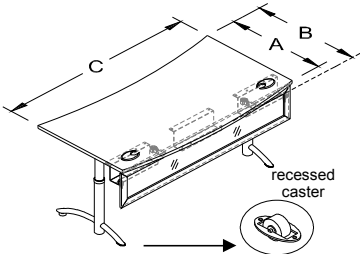
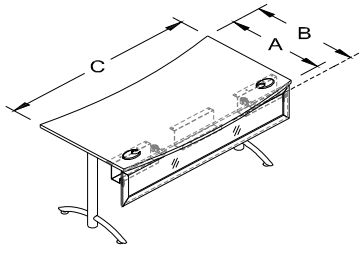
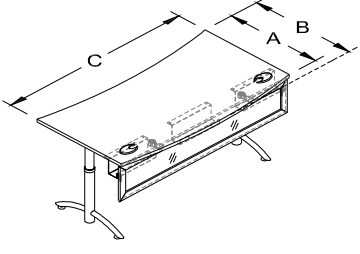
**DOUBLE CONVEX WORKSURFACE
& TILTING GLASS (SCREEN 04)
MODESTY PANEL WITH
ALUMINIUM FRAME "CMMIPV"**

IMPORTANT : The metal standard color is SATIN NICKEL "SN"

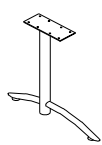
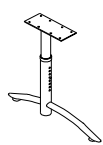
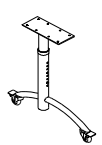

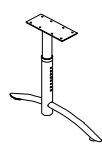

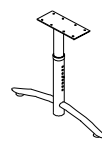
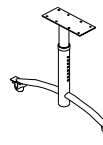
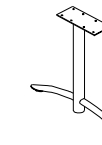
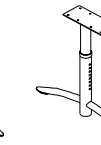
Also available in black : change **SN** to **BL**

EX : AC-2448RXCMMIMECA24EN**SN** for AC-2448RXCMMIMECA24EN**BL**

**** All legs, channels and modesty panels
are installed with threaded
metal-to metal connection. ****

	PRODUCTS	CODES	FINISH	
			AC	ACL
	Double convex worksurface with two standard (CAPF) satin nickel grommets on each side; Adjustable satin nickel "C" legs of 2-1/2" diameter with levelers & recessed casters; Fixed 14" metal channels, satin nickel finish; 48", 54" = 2 channels 60", 66" et 72" = 3 channels Tilting glass (screen 04) modesty panel with aluminium frame, 12" high with 2 plastic latches and 2 hinges.	A B C		
		303348RXCMMIPVCA24EN SN	1494	1699
		303354RXCMMIPVCA24EN SN	1535	1764
		303360RXCMMIPVCA24EN SN	1583	1830
		303366RXCMMIPVCA24EN SN	1631	1894
		303372RXCMMIPVCA24EN SN	1666	1952
	Double convex worksurface with two standard (CAPF) satin nickel grommets on each side; Fixed satin nickel "T" legs of 2-1/2" diameter with levelers; Fixed 14" metal channels, satin nickel finish; 48", 54" = 2 channels 60", 66" et 72" = 3 channels Tilting glass (screen 04) modesty panel with aluminium frame, 12" high with 2 plastic latches and 2 hinges.	242748RXCMMIPVTF24 NSN	1233	1402
		242754RXCMMIPVTF24 NSN	1274	1452
		242760RXCMMIPVTF24 NSN	1317	1512
		242766RXCMMIPVTF24 NSN	1357	1569
		242772RXCMMIPVTF24 NSN	1392	1621
		303348RXCMMIPVTF24 NSN	1274	1469
		303354RXCMMIPVTF24 NSN	1317	1534
		303360RXCMMIPVTF24 NSN	1364	1597
		303366RXCMMIPVTF24 NSN	1412	1662
		303372RXCMMIPVTF24 NSN	1447	1721
	Double convex worksurface with two standard (CAPF) satin nickel grommets on each side; Adjustable satin nickel "T" legs of 2-1/2" diameter with levelers; Fixed 14" metal channels, satin nickel finish; 48", 54" = 2 channels 60", 66" et 72" = 3 channels Tilting glass (screen 04) modesty panel with aluminium frame, 12" high with 2 plastic latches and 2 hinges.	242748RXCMMIPVTA24 NSN	1399	1577
		242754RXCMMIPVTA24 NSN	1440	1626
		242760RXCMMIPVTA24 NSN	1479	1683
		242766RXCMMIPVTA24 NSN	1521	1743
		242772RXCMMIPVTA24 NSN	1556	1792
		303348RXCMMIPVTA24 NSN	1440	1640
		303354RXCMMIPVTA24 NSN	1479	1706
		303360RXCMMIPVTA24 NSN	1529	1772
		303366RXCMMIPVTA24 NSN	1577	1836
		303372RXCMMIPVTA24 NSN	1613	1894

Addition per table for legs of 2-1/2" diameter and of 30" spread:

									
CF30NSN CF30NBL \$79 retail	CA30NSN CA30NBL \$79 retail	CA30WFSN CA30WFBL \$79 retail	CF30ENSN CF30ENBL \$79 retail	CA30ENSN CA30ENBL \$79 retail	TF30NSN TF30NBL \$79 retail	TA30NSN TA30NBL \$79 retail	TA30WFSN TA30WFBL \$79 retail	TF30ENSN TF30ENBL \$79 retail	TA30ENSN TA30ENBL \$79 retail

OPTION



Translucent plastic tie wrap of 8-1/2" to keep the wires in the channels.
 ** To order with a channel or a modesty MFME (quantity of 5 per bag).

TWTR N/C



Black reinforcing bar 11 GA for tables of 60" and more without modesty or channel (sold separately).
 * Non available for FT mechanism *
 ** No cpu or keyboard can be installed with the reinforcing bar. **

BST60 56
BST66 64
BST72 69

**** The reinforcing bar is available for rectangular surfaces and double convex surfaces ****

*** Add **BST** at the end of the code **Ex :** 3060RECF24NSNBST ***

How to order?
242748RXCMMIPVTA24WF
 (AC / ACL) (SN / BL)

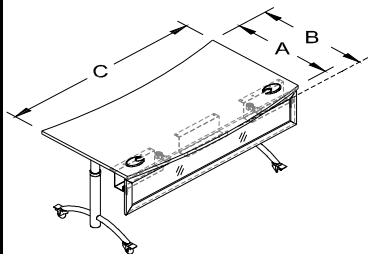
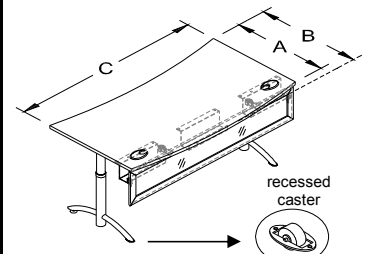
**DOUBLE CONVEX WORKSURFACE
 & TILTING GLASS (SCREEN 04)
 MODESTY PANEL WITH
 ALUMINIUM FRAME "CMMIPV"**

IMPORTANT : The metal standard color is SATIN NICKEL "SN"


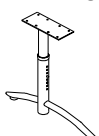
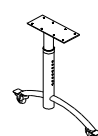

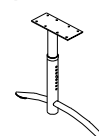
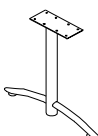
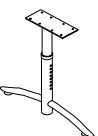
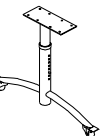

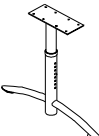
Also available in black : change **SN** to **BL**

EX : AC-242748RXCMMIMETA24WFSN for AC-242748RXCMMIMETA24WFBL

**** All legs, channels and modesty panels ****
 are installed with threaded
 metal-to metal connection.

	PRODUCTS	CODES	FINISH	
			AC	ACL
	<p>Double convex worksurface with two standard (CAPF) satin nickel grommets on each side; Adjustable satin nickel "T" legs of 2-1/2" diameter with locking casters; Fixed 14" metal channels, satin nickel finish; 48", 54" = 2 channels 60", 66" et 72" = 3 channels Tilting glass (screen 04) modesty panel with aluminium frame, 12" high with 2 plastic latches and 2 hinges.</p>	A B C		
		242748RXCMMIPVTA24WFSN	1452	1634
		242754RXCMMIPVTA24WFSN	1494	1683
		242760RXCMMIPVTA24WFSN	1535	1743
		242766RXCMMIPVTA24WFSN	1577	1802
		242772RXCMMIPVTA24WFSN	1613	1851
		303348RXCMMIPVTA24WFSN	1494	1699
		303354RXCMMIPVTA24WFSN	1535	1764
		303360RXCMMIPVTA24WFSN	1583	1830
		303366RXCMMIPVTA24WFSN	1631	1894
		303372RXCMMIPVTA24WFSN	1666	1952
	<p>Double convex worksurface with two standard (CAPF) satin nickel grommets on each side; Adjustable satin nickel "T" legs of 2-1/2" diameter with levelers & recessed casters; Fixed 14" metal channels, satin nickel finish; 48", 54" = 2 channels 60", 66" et 72" = 3 channels Tilting glass (screen 04) modesty panel with aluminium frame, 12" high with 2 plastic latches and 2 hinges.</p>	242748RXCMMIPVTA24ENS	1452	1634
		242754RXCMMIPVTA24ENS	1494	1683
		242760RXCMMIPVTA24ENS	1535	1743
		242766RXCMMIPVTA24ENS	1577	1802
		242772RXCMMIPVTA24ENS	1613	1851
		303348RXCMMIPVTA24ENS	1494	1699
		303354RXCMMIPVTA24ENS	1535	1764
		303360RXCMMIPVTA24ENS	1583	1830
		303366RXCMMIPVTA24ENS	1631	1894
		303372RXCMMIPVTA24ENS	1666	1952

Addition per table for legs of 2-1/2" diameter and of 30" spread:

									
CF30NSN CF30NBL \$79 retail	CA30NSN CA30NBL \$79 retail	CA30WFSN CA30WFBL \$79 retail	CF30ENSN CF30ENBL \$79 retail	CA30ENSN CA30ENBL \$79 retail	TF30NSN TF30NBL \$79 retail	TA30NSN TA30NBL \$79 retail	TA30WFSN TA30WFBL \$79 retail	TF30ENSN TF30ENBL \$79 retail	TA30ENSN TA30ENBL \$79 retail

OPTION



Translucent plastic tie wrap of 8-1/2" to keep the wires in the channels.
 ** To order with a channel or a modesty MFME (quantity of 5 per bag).

TWTR N/C



Black reinforcing bar 11 GA for tables of 60" and more without modesty or channel (sold separately).
 * Non available for FT mechanism *
 ** No cpu or keyboard can be installed with the reinforcing bar. **

BST60 56
BST66 64
BST72 69

**** The reinforcing bar is available for rectangular surfaces and double convex surfaces ****

*** Add BST at the end of the code Ex : 3060RECF24NSNBST ***

How to order?
242748RXCMMIPVCF24EN
 (AC / ACL) (SN / BL)

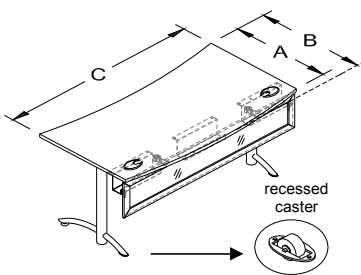
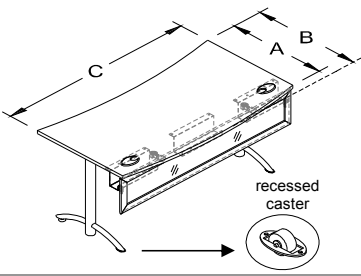
**DOUBLE CONVEX WORKSURFACE
 & TILTING GLASS (SCREEN 04)
 MODESTY PANEL WITH
 ALUMINIUM FRAME "CMMIPV"**

IMPORTANT : The metal standard color is SATIN NICKEL "SN"

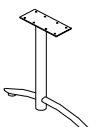
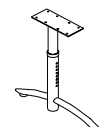
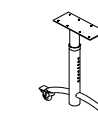
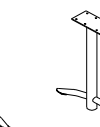

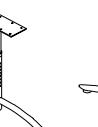
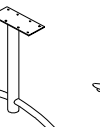
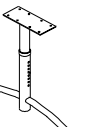
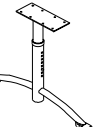
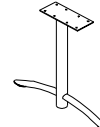
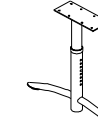
Also available in black : change **SN** to **BL**

EX : AC-242748RXCMMIMECF24EN**SN** for AC-242748RXCMMIMECF24EN**BL**

**** All legs, channels and modesty panels
 are installed with threaded
 metal-to metal connection. ****

	PRODUCTS	CODES	FINISH	
			AC	ACL
	<p>Double convex worksurface with two standard (CAPF) satin nickel grommets on each side; Fixed satin nickel "C" legs of 2-1/2" diameter with levelers & recessed casters; Fixed 14" metal channels, satin nickel finish; 48", 54" = 2 channels 60", 66" et 72" = 3 channels Tilting glass (screen 04) modesty panel with aluminium frame, 12" high with 2 plastic latches and 2 hinges.</p>	A B C		
		242748RXCMMIPVCF24ENSN	1412	1591
		242754RXCMMIPVCF24ENSN	1452	1640
		242760RXCMMIPVCF24ENSN	1494	1699
		242766RXCMMIPVCF24ENSN	1535	1758
		242772RXCMMIPVCF24ENSN	1571	1808
		303348RXCMMIPVCF24ENSN	1452	1656
		303354RXCMMIPVCF24ENSN	1494	1721
		303360RXCMMIPVCF24ENSN	1544	1786
		303366RXCMMIPVCF24ENSN	1591	1851
303372RXCMMIPVCF24ENSN	1625	1909		
	<p>Double convex worksurface with two standard (CAPF) satin nickel grommets on each side; Fixed satin nickel "T" legs of 2-1/2" diameter with levelers & recessed casters; Fixed 14" metal channels, satin nickel finish; 48", 54" = 2 channels 60", 66" et 72" = 3 channels Tilting glass (screen 04) modesty panel with aluminium frame, 12" high with 2 plastic latches and 2 hinges.</p>	242748RXCMMIPVTF24ENSN	1260	1432
		242754RXCMMIPVTF24ENSN	1301	1483
		242760RXCMMIPVTF24ENSN	1343	1540
		242766RXCMMIPVTF24ENSN	1383	1597
		242772RXCMMIPVTF24ENSN	1419	1650
		303348RXCMMIPVTF24ENSN	1301	1497
		303354RXCMMIPVTF24ENSN	1343	1562
		303360RXCMMIPVTF24ENSN	1392	1626
		303366RXCMMIPVTF24ENSN	1440	1694
		303372RXCMMIPVTF24ENSN	1474	1749

Addition per table for legs of 2-1/2" diameter and of 30" spread:

										
CF30NSN CF30NBL \$79 retail	CA30NSN CA30NBL \$79 retail	CA30WFSN CA30WFBL \$79 retail	CF30ENSN CF30ENBL \$79 retail	CA30ENSN CA30ENBL \$79 retail	TF30NSN TF30NBL \$79 retail	TA30NSN TA30NBL \$79 retail	TA30WFSN TA30WFBL \$79 retail	TF30ENSN TF30ENBL \$79 retail	TA30ENSN TA30ENBL \$79 retail	

OPTION



Translucent plastic tie wrap of 8-1/2" to keep the wires in the channels.
 ** To order with a channel or a modesty MFME (quantity of 5 per bag).

TWTR N/C



Black reinforcing bar 11 GA for tables of 60" and more without modesty or channel (sold separately).

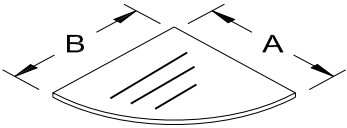
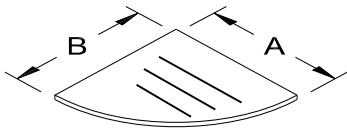
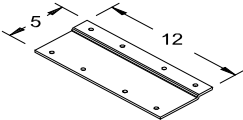
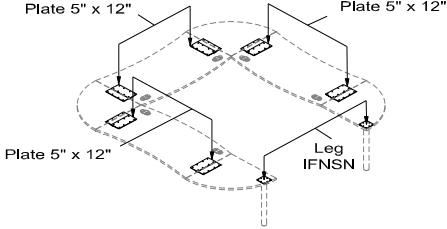
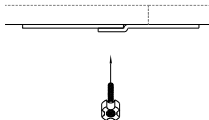
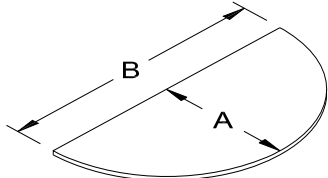
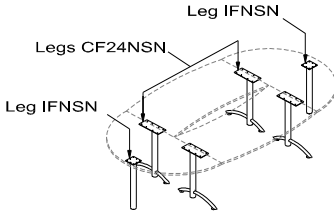






* Non available for FT mechanism *

** No cpu or keyboard can be installed with the reinforcing bar. **

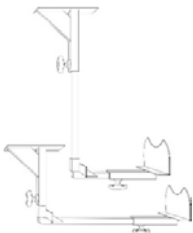
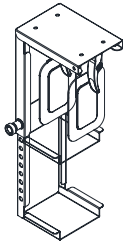
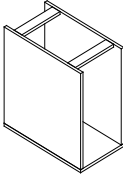

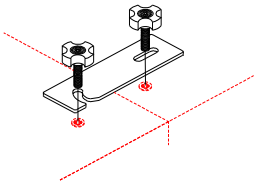
BST60 56
BST66 64
BST72 69

**** The reinforcing bar is available for rectangular surfaces and double convex surfaces ****

*** Add BST at the end of the code **Ex :** 3060RECF24NSNBST ***

	PRODUCTS	CODES	FINISH	
			AC	ACL
 <p>TQML</p>  <p>TQMR</p> <p>** Provide a drawing for wood grain direction</p> 	<p>- Quarter moon work surface without grommets.</p>  <p>Example</p> <p>Metal junction plate of 5" x 12" to join a quarter moon work surface to another work surface with 8 wing screws.</p>  <p>view under work surface</p>	<p>A B</p> <p>2424TQML</p> <p>2424TQMR</p> <p>3030TQML</p> <p>3030TQMR</p>	<p>79</p> <p>79</p> <p>125</p> <p>125</p>	<p>131</p> <p>131</p> <p>200</p> <p>200</p>
		AJT	58 / ea.	
	<p>- Half moon work surface without grommets.</p> <p>** Grommet upon request at no charge **</p>  <p>Example</p>	<p>2448THM</p> <p>2454THM</p> <p>2460THM</p> <p>2466THM</p> <p>2472THM</p> <p>3060THM</p> <p>3066THM</p> <p>3072THM</p>	<p>165</p> <p>177</p> <p>197</p> <p>216</p> <p>236</p> <p>250</p> <p>269</p> <p>295</p>	<p>263</p> <p>290</p> <p>316</p> <p>351</p> <p>386</p> <p>400</p> <p>435</p> <p>476</p>
		Single "I" Legs for half moon surfaces :		
		 <p>IFNSN IFNBL \$119 retail</p>		
		 <p>IFWSN IFWBL \$132 retail</p>		
		 <p>IFWFSN IFWFBL \$138 retail</p>		
		 <p>IANSN IANBL \$165 retail</p>		
		 <p>IAWSN IAWBL \$197 retail</p>		
		 <p>IAWFSN IAWFBL \$204 retail</p>		

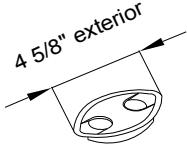
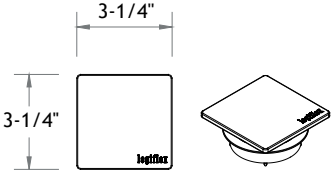
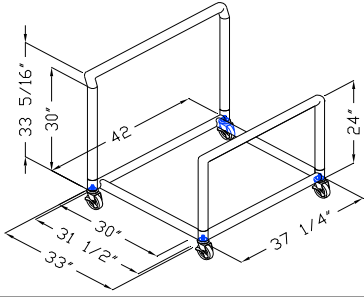
ACCESSORIES

	PRODUCTS	CODES	PRICES
	CPU support Easy manipulation Vertical adjustment: - Adjustable height: 15.5" - 20" - Adjustable width: 5.5" - 9.8" Horizontal adjustment: - Adjustable height: 7.3" - 11.3" - Adjustable width: 13.8" - 18.8"	A B	
		MCPU90	165
	Miniature CPU Holder - Height adjustable: 8" - 14"; - Width adjustable: 2" - 4"; - Maximum capacity: 10 kg (22 lbs); - Need a minimum 5" deep clearance.	MCPU50	140
	CPU Holder - 5/8" thick laminate CPU holder; - 10" x 20" interior	CPUIND	134
	Wire management spine Ø 2" (Available only in grey plastic)	SPINE	122
 <p>View under worksurface</p>	Ganging clamp to connect two surfaces side-by-side with thumb screws. For other configuration than side-by-side, please provide us a drawing. (pre-drilled metal-to-metal) ** 2 brackets per set (order 1 set per junction) ** *** Not available with trapezoidal *** surfaces (TZ) and "C" legs with 24" spread.	AGC	49 / set

IMPORTANT : The metal standard color is SATIN NICKEL "SN"

Also available in black : change **SN** to **BL**

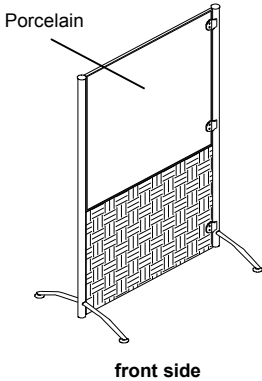
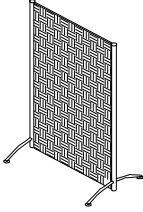

EX : AC-CMTFSN for AC-CMTFBL

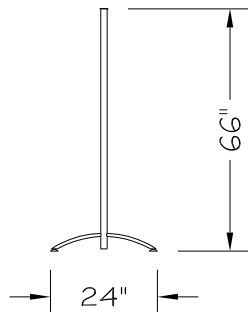
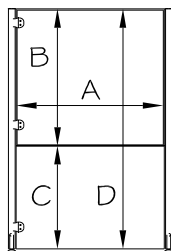
	PRODUCTS	CODES	PRICES
	Elliptic grommet with 2-1/2" opening. (Available upon request, in black plastic only)	A B	
		ELPF	6
	Square metal grommet with the Logiflex logo engraved; Finish: Satin Nickel and Chrome; 2-1/2" diameter cutout.	CCPF	20
	Disassembled cart in 3 pieces Metal tube 1-1/2" diameter With 4 rubber casters. (Can contain up to 6 folding tables)	CMTFSN	1050
		CMTFBL	1050

IMPORTANT : The metal standard color is SATIN NICKEL "SN"

Also available in black : change **SN** to **BL**

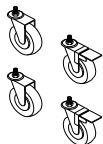
EX : AC-3466TMPRRSN for AC-3466TMPRRBL

	PRODUCTS	CODES	PRICES
 <p>front side</p>	<p>Screen on levelers with porcelain on top and upholstered fabric on bottom. Upholstered fabric on back.</p>  <p>Upholstered fabric on back</p>	A B	
		3466TMPRRSN	1454
		4666TMPRRSN	1530
		3472TMPRRSN	1530
		4672TMPRRSN	1605
	<p>Screen on levelers with upholstered fabric on each side.</p>	3466TMRRSN	1355
		4666TMRRSN	1430
		3472TMRRSN	1430
		4672TMRRSN	1505



SCREEN	A Interior width	B Superior section height	C Inferior section height	D Interior finished height
34" x 66"	34"	40"	26"	66"
46" x 66"	46"	46"	20"	66"
34" x 72"	34"	46"	26"	72"
46" x 72"	46"	46"	26"	72"
Screen supports are 66" high for all screens.				

OPTION



Set of 4 translucent casters
 (2 with brakes & 2 without brakes of 3-3/8" height),
 capacity of 88lbs per caster.

WINRO

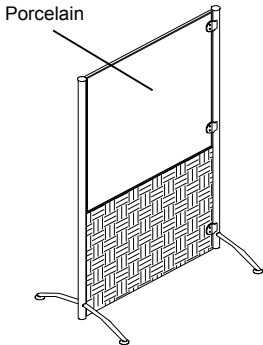
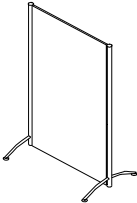
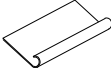
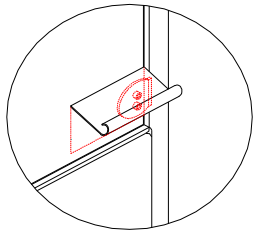
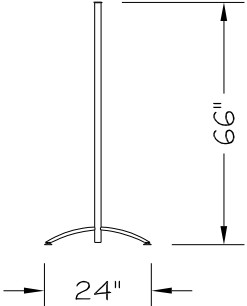
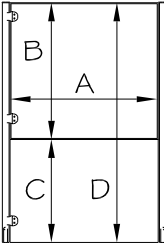
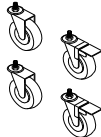
49

* Add **WINRO** at the end of the code
 ex: **3466TMPRRSN-WINRO**

IMPORTANT : The metal standard color is SATIN NICKEL "SN"

Also available in black : change **SN** to **BL**

EX : AC-3466TMPRMSN for AC-3466TMPRMBL

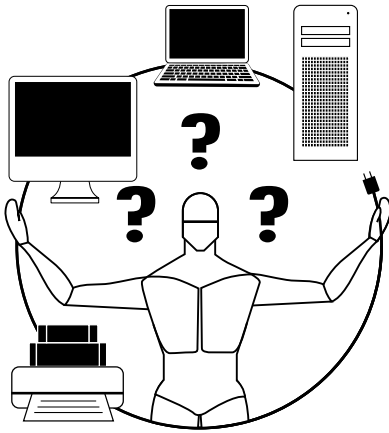
	PRODUCTS	CODES	PRICES																									
 <p>front side</p>	<p>Screen on levelers with porcelain on top and upholstered fabric on bottom. Melamine on back.</p>  <p>Melamine on back</p>	A B																										
		3466TMPRMSN	1231																									
		4666TMPRMSN	1305																									
		3472TMPRMSN	1305																									
		4672TMPRMSN	1380																									
 	<p>Inclined metal pencil holder 4"x 6" for screens. Installed on central support of the post. (Available satin nickel and black)</p>	PCSN	41																									
		PCBL	41																									
<div><table><thead><tr><th>SCREEN</th><th>A Interior width</th><th>B Superior section height</th><th>C Inferior section height</th><th>D Interior finished height</th></tr></thead><tbody><tr><td>34" x 66"</td><td>34"</td><td>40"</td><td>26"</td><td>66"</td></tr><tr><td>46" x 66"</td><td>46"</td><td>46"</td><td>20"</td><td>66"</td></tr><tr><td>34" x 72"</td><td>34"</td><td>46"</td><td>26"</td><td>72"</td></tr><tr><td>46" x 72"</td><td>46"</td><td>46"</td><td>26"</td><td>72"</td></tr></tbody></table><p>Screen supports are 66" high for all screens.</p></div>				SCREEN	A Interior width	B Superior section height	C Inferior section height	D Interior finished height	34" x 66"	34"	40"	26"	66"	46" x 66"	46"	46"	20"	66"	34" x 72"	34"	46"	26"	72"	46" x 72"	46"	46"	26"	72"
SCREEN	A Interior width	B Superior section height	C Inferior section height	D Interior finished height																								
34" x 66"	34"	40"	26"	66"																								
46" x 66"	46"	46"	20"	66"																								
34" x 72"	34"	46"	26"	72"																								
46" x 72"	46"	46"	26"	72"																								
OPTION																												
	<p>Set of 4 translucent casters (2 with brakes & 2 without brakes of 3-3/8" height), capacity of 88lbs per caster.</p> <p>* Add WINRO at the end of the code ex: 3466TMPRMSN-WINRO</p>	WINRO	49																									

**S
E
C
T
I
O
N**

3

**E
L
E
C
T
R
I
C
I
T
Y**

Appendix I: Calculation and Use of Electrical Components



An Introduction to Calculation and Use of Electrical Components

Most people are uncomfortable with anything related to electricity. This step-by-step guide is intended for people who are not familiar with electrical installations but who have to specify what system they need when ordering furniture. In this guide, you will learn how to choose and specify the electrical components required for your projects. The list that follows illustrates and identifies each product and describes its applications.

The electrical components are all recognized by the Underwriters Laboratory (UL) as office furniture accessories and are manufactured according to Canadian Standards Association (CSA) and UL electrical standards.

Note: All electrical connections must be performed by a certified electrician.

By following these 3 simple steps, you can easily determine the number of circuits required to ensure safe use of your electrical equipment.

1. Determining the Number of Amperes Required
2. Calculating the Total Amperes Per Electrical Series
3. Determining How Many Circuits You Need

STEP 1: Determining the Number of Amperes Required

What is Amperage

An Ampere (Amp or A) is a unit for measuring the rate at which electric current flows. All electrical equipment has an amperage rate. By following these few simple steps, you can easily determine the number of circuits required to ensure safe use of your electrical equipment.

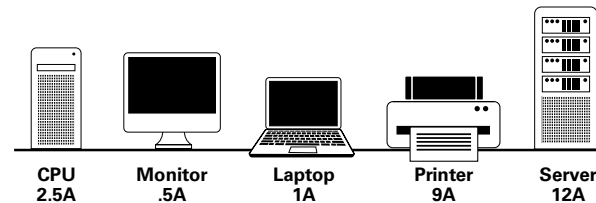
Determine the Number of Amperes Required

On your computer or other electric devices (ie: monitor, central processing unit, printer) find the plate that provides the technical specifications as follows:

Input: 120V - 1.8A.

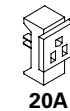
If you cannot locate this information on the machine, you will probably find it in the user manual.

Here are a few examples of how many Amps some equipment may consume. Please note that these are examples and the number of amperes may vary from one machine to another.

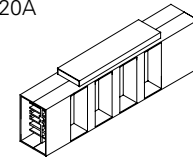


An electrical series corresponds to the total number of amperes that use the same power source. This includes electrical components such as computers, printers, laptops, monitors, server or other devices.

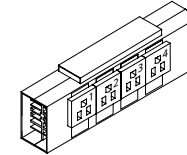
Each power block has a total capacity of 8 Simplex units (plugs). A Simplex can handle up to 20 amps by itself, however as the number of Simplex are added to each circuit, the amount of amps is divided between them.



A single Simplex has a maximum capacity of 20A

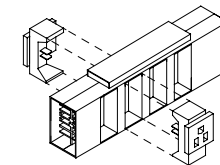


Each power block can hold 8 Simplex



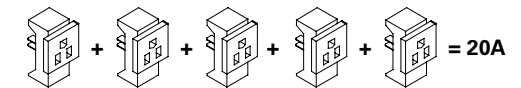
A single power block has a maximum capacity of 80A

$$20A + 20A + 20A + 20A = 80A$$



A power block with the same circuit Simplex on both sides also has a maximum capacity of 20A

$$10A + 10A = 20A$$



The capacity of each Simplex on the same circuit is divided as additional Simplex's are added on. For example, 5 Simplex on the same circuit still holds the same 20A capacity.

Appendix I: Calculation and Use of Electrical Components

STEP 2: Calculating the Total Amperes Per Electrical Series

Add the Amperes

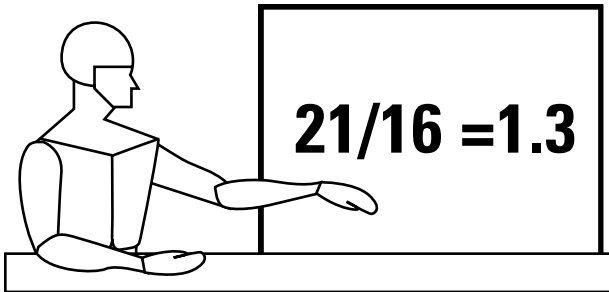
Add the number of amps for each machine in the series. In our example, there are 4 CPUs at 2.5A per computer, 4 monitors at 0.5A and one printer at 9A.



$$2.5A + .5A + 2.5A + .5A + 2.5A + .5A + 2.5A + .5A + 9A = 21A$$

The total number of amperes used in this example equals to 21A.

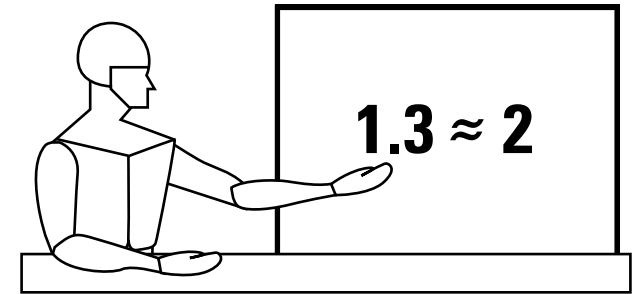
Divide by 16



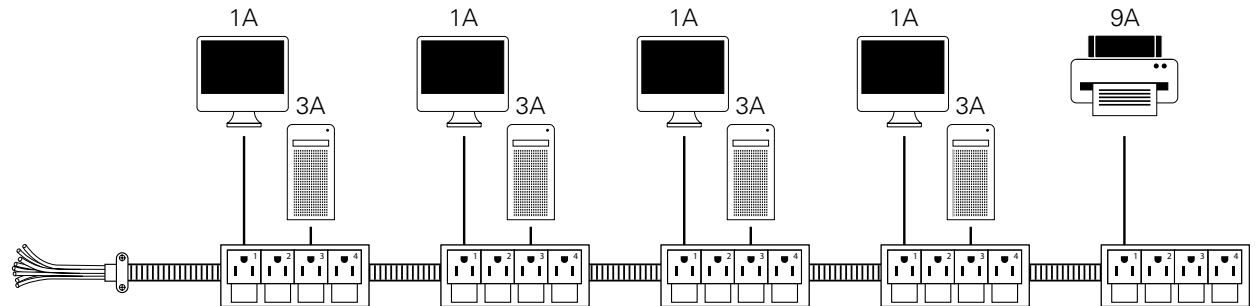
Most machines and computers used in offices or schools are used continuously for many hours at a time. In this type of situation, national electrical codes usually limit circuits to 16 amperes of continuous use. You must therefore divide the total number of amperes calculated by 16.

STEP 3: Determining How Many Circuits You Need

In most cases, this number will contain decimals. Round up to the next whole number, and this will be the number of circuits required for your equipment to run safely. If the number obtained is higher than 4 (the maximum number of circuits for a system), you must reduce the amount of current used by the system or create another system supplied by a separate power source. Continuing with our example, the 1.3A is rounded up to 2A.

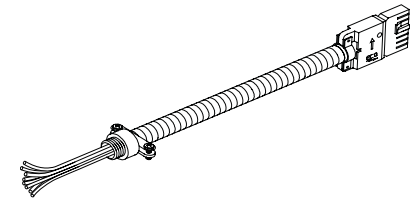
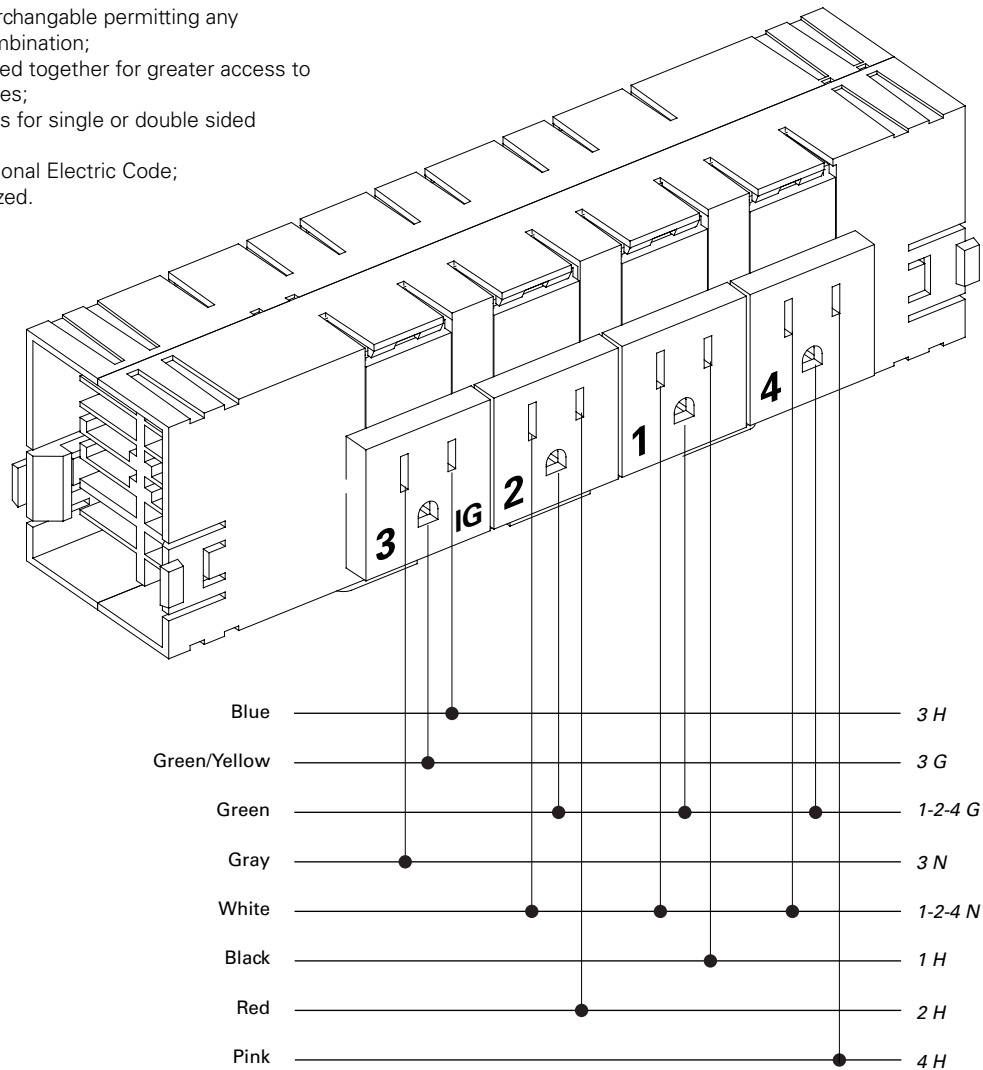


Here is one possible configuration. Using 5 power blocks joined together with junction cables, only 2 circuits are being used. The 4 monitors and the printer are on Circuit #1 and the 4 CPUs are on Circuit #3 (which is the grounded circuit).

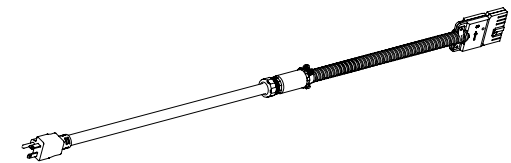


Appendix I: Calculation and Use of Electrical Components

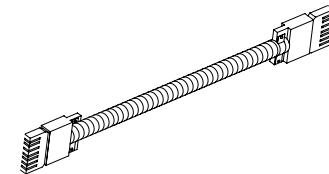
- Simplexes are interchangeable permitting any required circuit combination;
- All Simplexes located together for greater access to all power receptacles;
- Double sided blocks for single or double sided applications;
- Complies with National Electric Code;
- UL Listed/Recognized.



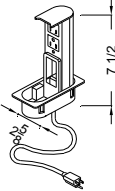

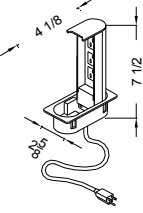

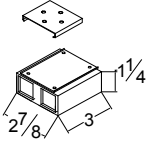

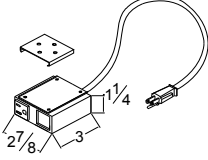

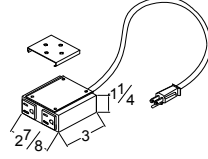

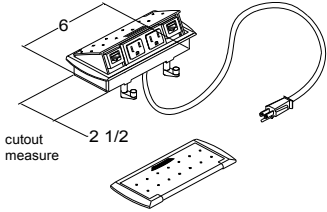

- 4 circuit starter cable with hardwire at one end;
- All circuits rated for 20 AMP;
- Available in lengths from 12" to 180";
- Whip end to be connected to building power by an electrician.

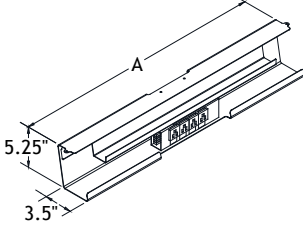
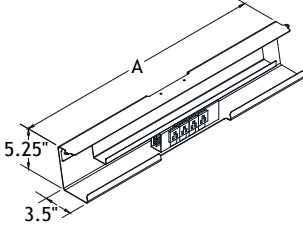
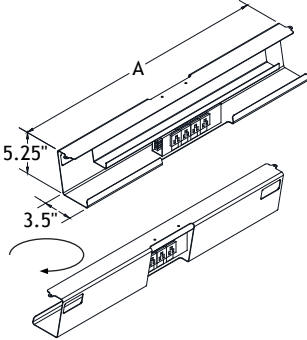
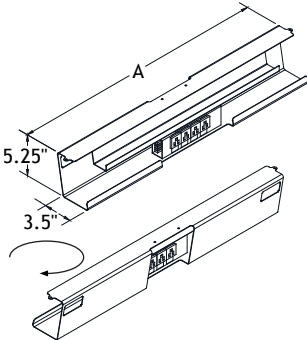


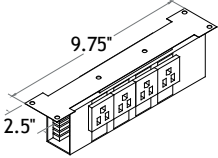
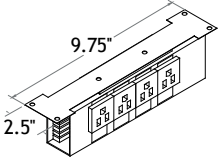
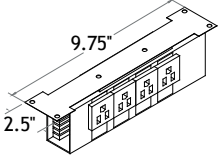
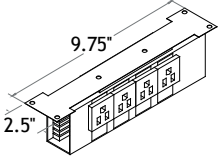
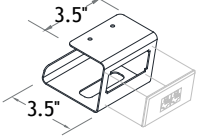
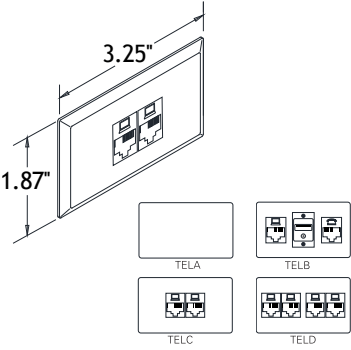
- 1 circuit starter cable with electric plug at one end;
- Circuit rated for 20 AMP;
- Available in lengths from 12" to 180"

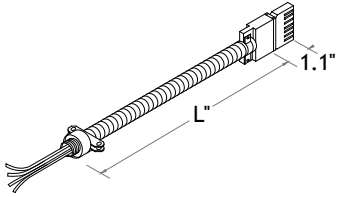
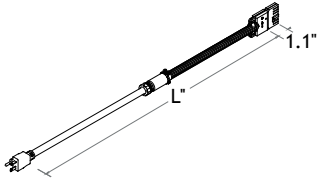
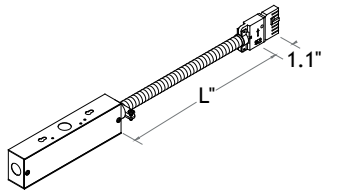
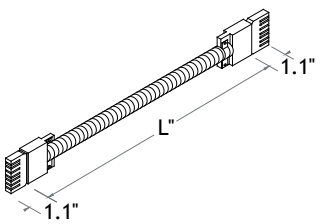


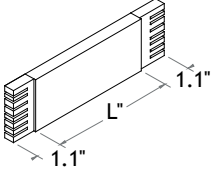
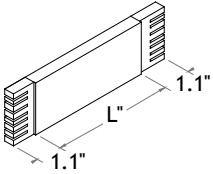
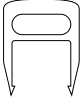
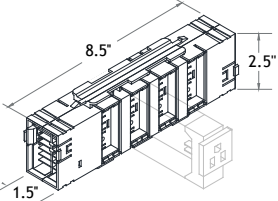
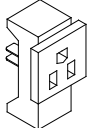
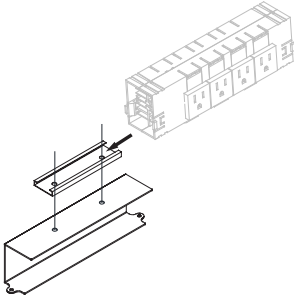
- 4 circuit cord;
- All circuits rated for 20 AMP;
- Available in lengths from 12" to 180"

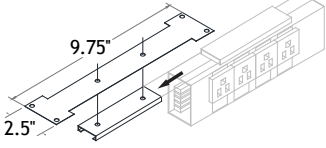
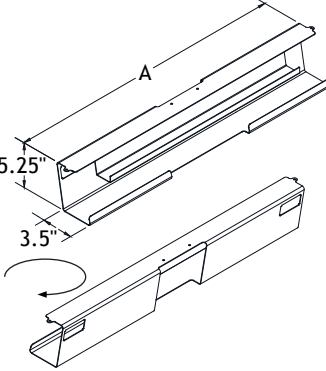

	PRODUCTS	CODES	PRICES
	<p>Retractable box for single station. Included are 2 electrical outlets & 2 empty telecommunication outlets (connectors not included). 72" power cable included (available in black only).</p> <p>15A/125V * 1 set of universal adapters included.</p> 	POP-UP1	253
	<p>Retractable box for single station. Included are 3 electrical outlets. 72" power cable included (available in black only).</p> <p>15A/125V * 1 set of 15 universal adapters included.</p> 	POP-UP2	253
	<p>Communication box to be installed under surface. Included 2 empty telecommunication outlets 72" power cable included (available in black only).</p> <p>15A/125V * 1 set of 15 universal adapters included.</p> 	BCSS1BL	125
	<p>Communication box to be installed under surface. Included are 1 electrical outlet & 1 empty telecommunication outlet (connector not included). 72" power cable included (available in black only).</p> <p>15A/125V * 1 set of 15 universal adapters included.</p> 	BCSS2BL	125
	<p>Communication box to be installed under surface. Included are 2 electrical outlets nication outlet (connector not included). 72" power cable included (available in black only).</p> <p>15A/125V * 1 set of 15 universal adapters included.</p> 	BCSS3BL	125
 <p>cutout measure</p> <p>MPORT shown closed</p>	<p>Plastic retractable communication box for single station. Included are 2 electrical outlets & 2 empty telecommunication outlets (connectors not included). (Available in black and satin nickel)</p> <p>15A/125V * 1 set of universal adapters included.</p> 	MPORTSN MPORTBL	301 301

	PRODUCTS	CODES	PRICES
	Power and Data Cable Support - 18.5", 32.5" or 44.5" metal wire management system with power block; - 1 circuit power block with 4 Simplex included. (Maximum of 4 power blocks can be joined together); - Metal mounting plate included; - J-Channel to isolate data cables from power cables; - 2 telecom plate cutouts. (Telecom plates not included); - Satin nickel finish. <i>To be used with starter cable 8420AP1</i>	WM41 18	280
		WM41 32	285
		WM41 44	300
	Power and Data Cable Support - 18.5", 32.5" or 44.5" metal wire management system with power block; - 4 circuit power block with 4 Simplex included. (Maximum of 10 power blocks can be joined together); - Mounting plate included; - J-Channel to isolate data cables from power cables; - 2 telecom plate cutouts. (Telecom plates not included); - Satin nickel finish. <i>To be used with starter cable 84SB2 (to be connected to an electrical box by an electrician).</i>	WM44 18	290
		WM44 32	315
		WM44 44	330
	Power and Data Cable Support - 18.5", 32.5" or 44.5" metal wire management system with power block; - 1 circuit power block with 8 Simplex included. (Maximum of 10 power blocks can be joined together); - Mounting plate included; - J-Channel to isolate data cables from power cables; - 2 telecom plate cutouts. (Telecom plates not included); - Satin nickel finish. <i>To be used with starter cable 8420AP1</i>	WM81 18	330
		WM81 32	375
		WM81 44	380
	Power and Data Cable Support - 18.5", 32.5" or 44.5" metal wire management system with power block; - 4 circuit power block with 8 Simplex included. (Maximum of 10 power blocks can be joined together); - Mounting plate included; - J-Channel to isolate data cables from power cables; - 2 telecom plate cutouts. (Telecom plates not included); - Satin nickel finish. <i>To be used with starter cable 84SB2 (to be connected to an electrical box by an electrician).</i>	WM84 18	350
		WM84 32	400
		WM84 44	405

	PRODUCTS	CODES	PRICES
	Mounting Bracket with Power Block - Metal mounting kit assembly included; - 1 circuit power block with 4 Simplex included. (Maximum of 4 power blocks can be joined together). <i>To be used with starter cable 8420AP1</i>	PW41	200
	Mounting Bracket with Power Block - Metal mounting kit assembly included; - 4 circuit power block with 4 Simplex included. (Maximum of 4 power blocks can be joined together). <i>To be used with starter cable 84SB2 (to be connected to an electrical box by an electrician).</i>	PW44	220
	Mounting Bracket with Power Block - Metal mounting kit assembly included; - 1 circuit power block with 8 Simplex included. (Maximum of 4 power blocks can be joined together). <i>To be used with starter cable 8420AP1</i>	PW81	240
	Mounting Bracket with Power Block - Metal mounting kit assembly included; - 4 circuit power block with 8 Simplex included. (Maximum of 4 power blocks can be joined together). <i>To be used with starter cable 84SB2 (to be connected to an electrical box by an electrician).</i>	PW84	290
	Cable Support - 3.5" metal wire support with 1 telecom plate cutout; - Satin nickel finish.	SMWM	22
	Telecom Plate - Grey telecom plate. TELA: Blank plate TELB: CAT6 data / USB / CAT3 phone TELC: (2) CAT6 data TELD: (4) CAT6 data	TELA TELB TELC TELD	17 171 147 277

	PRODUCTS	CODES	PRICES
	Starter Cable with Hardwire - Starter cable with hardwire at one end; - 8 wire, 4 circuit ; - Minimum 12" - maximum 180". <i>To be connected to an electrical box by an electrician.</i>	84 SB2 72	144
		84 SB2 84	159
		84 SB2 96	175
		84 SB2 108	190
		84 SB2 120	206
	Starter Cable with Plug - 72" starter cable with electric plug at one end; - 8 wire, 1 circuit;	84 20 AP1 48 24	180
	NYC Starter Cable with Hardwire - NYC Starter cable with hardwire at one end; - 8 wire, 4 circuit ; - Minimum 12" - maximum 180". <i>To be connected to an electrical box by an electrician.</i>	84 SB1 72	222
		84 SB1 84	238
		84 SB1 96	253
		84 SB1 108	269
		84 SB1 120	285
	Junction Cable - 8 wire, 4 circuit jumper cable ; - Minimum 12" - maximum 180".	84 FF 12	92
		84 FF 18	99
		84 FF 24	106
		84 FF 30	109
		84 FF 36	113
		84 FF 42	121
		84 FF 48	129
		84 FF 54	136
		84 FF 60	145
		84 FF 66	152
		84 FF 72	160
		84 FF 78	168
		84 FF 84	176
		84 FF 96	191
		84 FF 108	207
		84 FF 120	223
		84 SB1 132	238
		84 SB1 144	252
		84 SB1 156	257
		84 SB1 168	281
		84 SB1 180	296

	PRODUCTS	CODES	PRICES
	Rigid Junction - 8 wire 4 circuit M/M Rigid Channel; - Minimum 2" - maximum 12".	83 CMM 02	76
		83 CMM 06	81
		83 CMM 12	91
	Rigid Junction - 8 wire 4 circuit F/FRigid Channel; - Minimum 2" - maximum 12".	84 CFF 02	72
		84 CFF 06	77
		84 CFF 12	85
	Simplex Removal Tool	8SR	5
	Power Block - Electri-Pak, 8 wire 4 circuit double-sided power block. Simplex ordered separately; - "Y" connector not required; - 4 ports: 1 input and up to 3 outputs; - Max. 8 Simplex total per block.	844AA	68
	Circuit - electric plug - Simplex for 84 system. 84 S1 BL-150 - Circuit 1 - 20A 84 S2 BL-150 - Circuit 2 - 20A 84 S3 BL-150 - Circuit 3 - 20A 84 S4 BL-150 - Circuit 4 - 20A 84 S3IG-OR-150 - Circuit 3 isolated ground - 20A 84 SB-BL-150 - Blank	84 S1 BL-150 84 S2 BL-150 84 S3 BL-150 84 S4 BL-150 84 S3IG-OR-150 84 SB-BL-150	15 15 15 15 17 7
	Circuit - electric plug - 844AA metal support bracket assembly kit to attach to the bottom of the laminate wire management modesty. - Support in black and plate in satin nickel.	KSUP844AA	32

	PRODUCTS	CODES	PRICES
	Bracket - 844AA metal mounting bracket assembly and mounting plate included.	PMD BRKT KIT	45
	Power and Data Cable Support - 18.5", 32.5" or 44.5" metal power and data support for 844AA power block with 2 telecom plate cutouts; - Metal mounting plate included; - J-Channel to isolate data cables from power cables; - Satin nickel finish.	WMS18	158
		WMS32	208
		WMS44	213
	Velcro Tie - Velcro tie for electrical cable; - The non-metallic buckle is safe to use around electrical devices; - Dimensions: 3/4" x 10"; - Color: black.	WM	7

As our product line is constantly evolving and expanding, we recommend that you visit logiflex.ca for updates.

logiflex

1235 St-Roch N., Sherbrooke QC J1N 0H2 Canada
T : 1.877.864.9323 | F : 1.800.474.7830 | logiflex.ca

