Steelcase

Product Info

Back to Menu

June 2023

Architectural Solutions Specification Guide

Availability

Electronic price list updated with release 200.G (U.S.) and 156.G (Canada), dated June 19, 2023.

All specifications subject to change without notice. Reference the electronic catalog/Hedberg for current pricing.

Transitional products in this specification guide are **maintained for existing customers only** and are likely to be phased out over time. These products are indicated with a T. Products that are scheduled to be culled are indicated with an X, followed by the last order entry date.

Surface Materials

The surface materials team has announced the launch of the Finish Library, found at *https://finishlibrary.steelcase.com/*.

For a list of all trademarks, refer to the last page of this specification guide. © 2023 Steelcase Inc.

Specifying

Privacy Wall 109

Modular Power 313

Surface Materials 361

Resources 373

Wiring Schematics 374

Locations with Special Requirements 375

How to Calculate Power Needs 376

Specifying Privacy Wall

Privacy Wall

Solid Wall Panels with Hollow Core **110**
All-Glass Wall Panels **116**
Glass Wall Panels with Three Equal Divided Lites **120**
Glass Wall Panels with Four Equal Divided Lites **124**
Glass Wall Panels with Four Divided Lites **128**
Glass Wall Panels with Two Divided Lites **132**
Clerestory Wall Panels **136**
Power Options **140**
Butt-Hinged Door Frames **142**
Pivot-Hinged Door Frames **144**
Pivot-Hinged Door Frames with Switch Cutout **146**
Full-Height Butt-Hinged Door Leaves **148**
Transom-Height Butt-Hinged Door Leaves **150**
Full-Height Pivot-Hinged Door Leaves **152**
Transom-Height Pivot-Hinged Door Leaves **154**
Full-Height Pivot-Hinged Door Leaves for Use with Switch Cutout **156**
Transom-Height Pivot-Hinged Door Leaves for Use with Switch Cutout **158**
Hardware and Accessories for Swing Doors **160**
Privacy Wall Slider Doors with Tubular Pull **168**
Back-to-Back Cover **179**
Mini Ends, Wall Channels, Adapters, and Posts **180**
I-Line Interface Post **190**

Glass Selections

Glass Selections All-Glass Wall Panels **192**
Glass Selections All-Glass Frame Kits **194**
Glass Selections All-Glass Glass Kits **196**
Glass Selections Wall Panels with Two Divided Lites **198**
Glass Selections Two Divided Lite Frame Kits **202**
Glass Selections Two Divided Lite Glass Kits **204**
Glass Selections Clerestory Wall Panels **206**
Glass Selections Pivot-Hinged Door Frames **210**
Glass Selections Full-Height Butt-Hinged Door Frames **212**
Glass Selections Full-Height Pivot-Hinged Door Leaves **214**
Glass Selections Transom-Height Pivot-Hinged Door Leaves **216**

Glass Selections, continued

Glass Selections Full-Height Pivot-Hinged Door Leaves for Use with Switch Cutout **218**
Glass Selections Transom-Height Pivot-Hinged Door Leaves for Use with Switch Cutout **220**
Glass Selections Butt-Hinged Door Leaf **222**
Glass Selections Full-Height Polished Edge Slider Doors with Close-Assist **224**
Glass Selections Transom-Height Polished Edge Slider Doors with Close-Assist **228**
Glass Selections Polished Edge Slider Door Vertical Seal for Use with GS Slider Door **231**
Glass Selections Mini Ends **232**
Glass Selections Transitions **234**

Miscellaneous

Ceiling Tracks **240**
Cornice Track and Brackets **245**
Trim and Accessories **246**
Load Bar **255**
Accessories **256**
Wiring and Cabling **241**

Solid Wall Panels with Hollow Core



Tip: Order ceiling track, feature strip, and continuous base trim separately.

Tip: Paint price group 2 is only available on panels 36"W or smaller.

Tip: Panels that are wider than 48" may not be suitable for application in certain areas where local building codes have specific provisions for seismic activity.

	Standard Includes	Required to Specify
▶ Need help? Product details, page 18	• Ceiling height from 8'0"H to 10'0"H, in one-inch increments • 2 3/8"-thick panel with steel surfaces: paint • Integral slotted verticals • Hollow core panel for cable and power routing • Floor track with adjustable levelers to accommodate continuous 5"H base trim (ordered separately)	1 Style number 2 Ceiling height 3 Paint color number for side 1 4 Paint color number for side 2 5 Post extension 6 Options, if selected (see below) ▶ See *Surface Materials,* page 362.

	Options	U.S. Price	Required to Specify
Surface Materials	**Panel surfaces 8'0"H through 10'0"H (per side) 6"W to 30"W**		
	• Paint price group 1	No cost	Specify paint color number for side 1 and/or side 2.
	• Paint price group 2	+$ 26	Specify paint color number for side 1 and/or side 2.
	• Paint price group 3	+$ 45	Specify paint color number for side 1 and/or side 2.
	• Fabric price group 1	+$246	Specify fabric color number for side 1 and/or side 2.
	• Fabric price group 2	+$336	Specify fabric color number for side 1 and/or side 2.
	• Fabric price group 3	+$425	Specify fabric color number for side 1 and/or side 2.
	• Fabric price group 5	+$521	Specify fabric color number for side 1 and/or side 2.
	• Customer's Own Material/ Vinyl (COM)	+$240	▶ See *Surface Materials Reference Manual.*
	Panel surfaces 8'0"H through 10'0"H (per side) 36"W to 60"W		
	• Paint price group 1	No cost	Specify paint color number for side 1 and/or side 2.
	• Paint price group 2	+$ 45	Specify paint color number for side 1 and/or side 2.
	• Paint price group 3	+$ 66	Specify paint color number for side 1 and/or side 2.
	• Fabric price group 1	+$334	Specify fabric color number for side 1 and/or side 2.
	• Fabric price group 2	+$487	Specify fabric color number for side 1 and/or side 2.
	• Fabric price group 3	+$716	Specify fabric color number for side 1 and/or side 2.
	• Fabric price group 5	+$912	Specify fabric color number for side 1 and/or side 2.
	• Customer's Own Material/ Vinyl (COM)	+$312	▶ See *Surface Materials Reference Manual.*
Post Extension	• Post extensions modified to accommodate recessed ceiling track (ordered separately)	No cost	Specify *with post extensions for recessed ceiling track interface.*
	• Post extensions modified to accommodate overlapping ceiling track (ordered separately)	No cost	Specify *with post extensions for overlapping ceiling track interface.*
Ceiling Height	• 8'0" through 9'0"	No cost	Specify ceiling height in 1" increments.
	• 9'1" through 10'0"	+$141	Specify ceiling height in 1" increments.

▶ **Options, continued on next page**

▶**Options, continued from previous page**

Tip: To price power in two locations, add the upcharges together.

Tip: Infeed is included in price of ADA- or desk-height receptacle power location option. Base power block location does not include infeed. It must be ordered separately, if needed.

Tip: NYC/CHI prices replace the receptacle power location option prices when selected.

Tip: Order power and communication and power-only cover plates separately.

Tip: Panels that are less than 24"W are not factory punched for infeeds.

	Options	U.S. Price	Required to Specify
Electrical Power (for panels 30"W through 60"W)	**Power block locations**		
	• Base	+$ 306	Specify *with power block location at base.*
	• ADA height	+$1116	Specify *with power block location at ADA height.*
	• Desk height	+$1116	Specify *with power block location at desk height.*
	New York City/Chicago Power Prep		
	• NYC/CHI side 1	+$ 37	Specify *with NYC/CHI side 1.*
	• NYC/CHI side 2	+$ 37	Specify *with NYC/CHI side 2.*
	• NYC/CHI sides 1 and 2	+$ 77	Specify *with NYC/CHI sides 1 and 2.*
	Receptacle cutouts		
	• Power side 1	No cost	Specify *with power side 1.*
	• Power side 2	No cost	Specify *with power side 2.*
	• Power sides 1 and 2	+$ 37	Specify *with power sides 1 and 2.*
	• Power/comm side 1	No cost	Specify *with power/comm side 1.*
	• Power/comm side 2	No cost	Specify *with power/comm side 2.*
	• Power/comm sides 1 and 2	+$ 37	Specify *with power/comm sides 1 and 2.*
	Power schematic		
	• 3+1	No cost	Specify *with 3+1 power.*
	• 2+2	No cost	Specify *with 2+2 power.*
	• 3SN	No cost	Specify *with 3SN power.*
	Ceiling infeeds		
	• Top left hardwire	No cost	Specify *with top left hardwire.*
	• Top left modular	+$ 130	Specify *with top left modular.*
	Floor infeeds		
	• Bottom left hardwire	No cost	Specify *with bottom left hardwire.*
	• Bottom left modular	+$ 130	Specify *with bottom left modular.*
Related Products	• Ceiling tracks		▶Page 240
	• Continuous base trim		▶Page 246
	• Feature strips		▶Page 250
	• Power receptacles		▶Page 241
	• Power and communication cover plates		▶Page 241
	• Infeeds		▶Page 260
	• Modular harnesses		▶Page 241
	• Field-installed powerkits		▶Page 264
	• Cornice track		▶Page 245

Tip: SmartTools options are available and easily ordered when using SmartTools software. If you do not have access to SmartTools software, these options can also be ordered using the normal Specials RFQ (Request For Quote) process.

Tip: Standard Privacy Wall ceiling heights are 8'0" through 10'0".

Tip: Panels for ceiling height of 10'1" to 11'0" are available in width up to 48"W only.

	SmartTools Options	U.S. Price	Required to Specify
Parametric Ceiling Height (Available in 1" increments)	• 7'5" through 7'11"	No cost	Specify ceiling height in 1" increments.
	• 10'1" through 11'0"	+$ 220	Specify ceiling height in 1" increments.
Parametric Panel Widths (Available in 1" increments)	• Non standard widths	No cost	Specify panel widths in 1" increments.
	• Non standard modular widths	No cost	Specify panel widths in 1" increments.
Base	• 4"H base	+$ 84	Specify to accept 4"H base.

▶**Specification Information, on next page**

Solid Wall Panels with Hollow Core, continued



▶**Options, on previous page**

Specification Information

Solid Wall Panels

Width	Style Number	U.S. Base Price
6"	**GPSS06**	$1296
8"	**GPSS08**	$1296
18"	**GPSS18**	$1393
20"	**GPSS20**	$1393
24"	**GPSS24**	$1482
30"	**GPSS30**	$1555
36"	**GPSS36**	$1599
40"	**GPSS40**	$1662
42"	**GPSS42**	$1662
48"	**GPSS48**	$1716
60"	**GPSS60**	$2224

Modular Solid Wall Panels

Nominal Width	Modular Width	Style Number	U.S. Base Price
8"	6 11/16"	**GPSM08**	$1296
18"	16 11/16"	**GPSM18**	$1393
20"	18 11/16"	**GPSM20**	$1393
24"	22 11/16"	**GPSM24**	$1482
30"	28 11/16"	**GPSM30**	$1555
36"	34 11/16"	**GPSM36**	$1599
40"	38 11/16"	**GPSM40**	$1662
42"	40 11/16"	**GPSM42**	$1662
48"	46 11/16"	**GPSM48**	$1716
60"	58 11/16"	**GPSM60**	$2224

Solid Wall Panels with Enhanced Core



Tip: Order ceiling track, feature strip, and continuous base trim separately.

Tip: Paint price group 2 is only available on panels 36"W or smaller.

Tip: Enhanced core panels are intended for use with overlapping ceiling track in order to maximize their acoustical properties.

Tip: Multipurpose infeeds are ordered separately, and route through the floor, adjacent posts, mini ends, or door frames.

	Standard Includes	Required to Specify
▶ Need help? Product details, page 18	• Ceiling height from 8'0"H to 10'0"H, in one-inch increments • 2 3/8"-thick panel with steel surfaces: paint • Integral slotted verticals • Insulated core for improved acoustical performance • Floor track with adjustable levelers to accommodate continuous 5"H base trim (ordered separately) • Post extension for overlapping ceiling track	1 Style number 2 Ceiling height 3 Paint color number for side 1 4 Paint color number for side 2 5 Options, if selected (see below) ▶ See *Surface Materials,* page 362.

	Options	U.S. Price	Required to Specify
Surface Materials	**Panel surfaces 8'0"H through 10'0"H (per side) 6"W to 30"W**		
	• Paint price group 1	No cost	Specify paint color number for side 1 and/or side 2.
	• Paint price group 2	+$ 26	Specify paint color number for side 1 and/or side 2.
	• Paint price group 3	+$ 45	Specify paint color number for side 1 and/or side 2.
	• Fabric price group 1	+$246	Specify fabric color number for side 1 and/or side 2.
	• Fabric price group 2	+$336	Specify fabric color number for side 1 and/or side 2.
	• Fabric price group 3	+$425	Specify fabric color number for side 1 and/or side 2.
	• Fabric price group 5	+$521	Specify fabric color number for side 1 and/or side 2.
	• Customer's Own Material/ Vinyl (COM)	+$240	▶ See *Surface Materials Reference Manual.*
	Panel surfaces 8'0"H through 10'0"H (per side) 36"W to 48"W		
	• Paint price group 1	No cost	Specify paint color number for side 1 and/or side 2.
	• Paint price group 2	+$ 45	Specify paint color number for side 1 and/or side 2.
	• Paint price group 3	+$ 66	Specify paint color number for side 1 and/or side 2.
	• Fabric price group 1	+$334	Specify fabric color number for side 1 and/or side 2.
	• Fabric price group 2	+$487	Specify fabric color number for side 1 and/or side 2.
	• Fabric price group 3	+$716	Specify fabric color number for side 1 and/or side 2.
	• Fabric price group 5	+$912	Specify fabric color number for side 1 and/or side 2.
	• Customer's Own Material/ Vinyl (COM)	+$312	▶ See *Surface Materials Reference Manual.*
Ceiling Height	• 8'0" through 9'0"	No cost	Specify ceiling height in 1" increments.
	• 9'1" through 10'0"	+$141	Specify ceiling height in 1" increments.
Electrical Power (for panels 30"W through 60"W)	**Power block locations**		
	• Base	+$306	Specify *with power block location at base.*
	Power schematic		
	• 3+1	No cost	Specify *with 3+1 power.*
	• 2+2	No cost	Specify *with 2+2 power.*
	• 3SN	No cost	Specify *with 3SN power.*
Related Products	• Ceiling tracks		▶ Page 240
	• Continuous base trim		▶ Page 246
	• Feature strips		▶ Page 250
	• Power receptacles		▶ Page 241
	• Infeeds		▶ Page 260
	• Modular harnesses		▶ Page 241
	• Field-installed powerkits		▶ Page 264
	• Cornice track		▶ Page 245

▶ **Options, continued on next page**

Tip: SmartTools options are available and easily ordered when using SmartTools software. If you do not have access to SmartTools software, these options can also be ordered using the normal Specials RFQ (Request For Quote) process.

Tip: Standard Privacy Wall ceiling heights are 8'0" through 10'0".

Tip: Panels for ceiling height of 10'1" to 11'0" are available in width up to 48"W only.

Options, continued from previous page

	SmartTools Options	U.S. Price	Required to Specify
Parametric Ceiling Height (Available in 1" increments)	• 7'5" through 7'11" • 10'1" through 11'0"	No cost +$220	Specify ceiling height in 1" increments. Specify ceiling height in 1" increments.
Parametric Panel Widths (Available in 1" increments)	• Non standard widths • Non standard modular widths	No cost No cost	Specify panel widths in 1" increments. Specify panel widths in 1" increments.
Base	• 4"H base	+$ 84	Specify to accept 4"H base.

Specification Information



Solid Wall Panels with Enhanced Core

Width	Style Number	U.S. Base Price
6"	**GPSAS06**	$1369
8"	**GPSAS08**	$1369
18"	**GPSAS18**	$1467
20"	**GPSAS20**	$1562
24"	**GPSAS24**	$1562
30"	**GPSAS30**	$1638
36"	**GPSAS36**	$1690
40"	**GPSAS40**	$1752
42"	**GPSAS42**	$1752
48"	**GPSAS48**	$1808

Modular Solid Wall Panels with Enhanced Core

Nominal Width	Modular Width	Style Number	U.S. Base Price
8"	6 11/16"	**GPSAM08**	$1369
18"	16 11/16"	**GPSAM18**	$1467
20"	18 11/16"	**GPSAM20**	$1562
24"	22 11/16"	**GPSAM24**	$1562
30"	28 11/16"	**GPSAM30**	$1638
36"	34 11/16"	**GPSAM36**	$1690
40"	38 11/16"	**GPSAM40**	$1752
42"	40 11/16"	**GPSAM42**	$1752
48"	46 11/16"	**GPSAM48**	$1808

All-Glass Wall Panels

Tip: Order ceiling track, feature strip, and continuous base trim separately.

	Standard Includes	Required to Specify
▶ Need help? Product details, page 24	• Ceiling height from 8'0"H to 10'0"H, in one-inch increments • 2 3/8"-thick panel with steel frame: paint • 1/4"-thick factory-installed lite: glass • Floor track with adjustable levelers to accommodate continuous 5"H base trim (ordered separately)	1 Style number 2 Ceiling height 3 Paint color number for frame 4 Glass number for lite 5 Post extension 6 Options, if selected (see below) ▶ See *Surface Materials,* page 362.

	Options	U.S. Price	Required to Specify
Surface Materials	**Glass frame surface**		
	• Paint price group 1	No cost	Specify paint color number.
	• Paint price group 2	+$ 41	Specify paint color number.
	• Paint price group 3	+$ 72	Specify paint color number.
	Panel surfaces 8'0"H through 10'0"H (per lite), 6"W to 8"W		
	• Glass price group 1	No cost	Specify glass number for lite.
	• Glass price group 2	+$ 146	Specify glass number for lite.
	• Glass price group 3	+$ 180	Specify glass number for lite.
	• Glass price group 4	N.A.	Specify glass number for lite.
	• Glass price group 5	N.A.	Specify glass number for lite.
	• Glass price group 6	N.A.	Specify glass number for lite.
	• Glass price group 7	+$ 776	Specify glass number for lite.
			▶ See *Surface Materials Reference Manual.*
	Panel surfaces 8'0"H through 10'0"H (per lite), 18"W to 24"W		
	• Glass price group 1	No cost	Specify glass number for lite.
	• Glass price group 2	+$ 446	Specify glass number for lite.
	• Glass price group 3	+$ 535	Specify glass number for lite.
	• Glass price group 4	N.A.	Specify glass number for lite.
	• Glass price group 5	N.A.	Specify glass number for lite.
	• Glass price group 6	N.A.	Specify glass number for lite.
	• Glass price group 7	+$2330	Specify glass number for lite.
			▶ See *Surface Materials Reference Manual.*
	Panel surfaces 8'0"H through 10'0"H (per lite), 30"W to 36"W		
	• Glass price group 1	No cost	Specify glass number for lite.
	• Glass price group 2	+$ 669	Specify glass number for lite.
	• Glass price group 3	+$ 798	Specify glass number for lite.
	• Glass price group 4	N.A.	Specify glass number for lite.
	• Glass price group 5	N.A.	Specify glass number for lite.
	• Glass price group 6	N.A.	Specify glass number for lite.
	• Glass price group 7	+$3497	Specify glass number for lite.
			▶ See *Surface Materials Reference Manual.*
	Panel surfaces 8'0"H through 10'0"H (per lite), 40"W to 48"W		
	• Glass price group 1	No cost	Specify glass number for lite.
	• Glass price group 2	+$ 894	Specify glass number for lite.
	• Glass price group 3	+$1059	Specify glass number for lite.
	• Glass price group 4	N.A.	Specify glass number for lite.
	• Glass price group 5	N.A.	Specify glass number for lite.
	• Glass price group 6	N.A.	Specify glass number for lite.
	• Glass price group 7	+$4660	Specify glass number for lite.
			▶ See *Surface Materials Reference Manual.*
	Panel surfaces 8'0"H through 10'0"H (per lite), 60"W		
	• Glass price group 1	No cost	Specify glass number for lite.
	• Glass price group 2	+$1114	Specify glass number for lite.
	• Glass price group 3	+$1324	Specify glass number for lite.
	• Glass price group 4	N.A.	Specify glass number for lite.
	• Glass price group 5	N.A.	Specify glass number for lite.
	• Glass price group 6	N.A.	Specify glass number for lite.
	• Glass price group 7	+$5825	Specify glass number for lite.
			▶ See *Surface Materials Reference Manual.*

▶**Options, continued on next page**

▶**Options, continued from previous page**

	Options	U.S. Price	Required to Specify
Post Extension	• Post extensions modified to accommodate recessed ceiling track (ordered separately)	No cost	Specify *with post extensions for recessed ceiling track interface.*
	• Post extensions modified to accommodate overlapping ceiling track (ordered separately)	No cost	Specify *with post extensions for overlapping ceiling track interface.*
Ceiling Height	• 8'0" through 9'0"	No cost	Specify ceiling height in 1" increments.
	• 9'1" through 10'0"	+$141	Specify ceiling height in 1" increments.
Electrical Power (For panels 30"W through 60"W)	**Base power block power schematic**		
	• 3+1	+$306	Specify *with 3+1 power.*
	• 2+2	+$306	Specify *with 2+2 power.*
	• 3SN	+$306	Specify *with 3SN power.*
Related Products	• Ceiling tracks		▶Page 240
	• Continuous base trim		▶Page 246
	• Feature strips		▶Page 250
	• Power receptacles		▶Page 241
	• Power and communication cover plates		▶Page 241
	• Infeeds		▶Page 260
	• Modular harnesses		▶Page 241
	• Field-installed powerkits		▶Page 264
	• Cornice track		▶Page 245

Tip: Base power block location does not include infeed. It must be ordered separately, if needed.

	SmartTools Options	U.S. Price	Required to Specify
Parametric Ceiling Height (Available in 1" increments)	• 7'5" through 7'11"	Use 8'0" price	Specify ceiling height in 1" increments.
	• 10'1" through 11'0"	+$220	Specify ceiling height in 1" increments.
Parametric Panel Widths (Available in 1" increments)	• Non standard widths	No cost	Specify panel widths in 1" increments.
	• Non standard modular widths	No cost	Specify panel widths in 1" increments.
Base	• 4"H base	+$307	Specify to accept 4"H base.

Tip: SmartTools options are available and easily ordered when using SmartTools software. If you do not have access to SmartTools software, these options can also be ordered using the normal Specials RFQ (Request For Quote) process.

Tip: Standard Privacy Wall ceiling heights are 8'0" through 10'0".

Tip: Panels for ceiling height of 10'1" to 11'0" are available in width up to 48"W only.

▶**Specification Information, on next page**

All-Glass Wall Panels, continued



▶**Options, on previous page**

Specification Information

All-Glass Wall Panels

Width	Style Number	U.S. Base Price
6"	**GPGS06**	$ 883
8"	**GPGS08**	$ 883
18"	**GPGS18**	$ 979
20"	**GPGS20**	$ 979
24"	**GPGS24**	$1074
30"	**GPGS30**	$1090
36"	**GPGS36**	$1234
40"	**GPGS40**	$1249
42"	**GPGS42**	$1249
48"	**GPGS48**	$1395
60"	**GPGS60**	$1791

Modular All-Glass Wall Panels

Nominal Width	Modular Width	Style Number	U.S. Base Price
8"	6 11/16"	**GPGM08**	$ 883
18"	16 11/16"	**GPGM18**	$ 979
20"	18 11/16"	**GPGM20**	$ 979
24"	22 11/16"	**GPGM24**	$1074
30"	28 11/16"	**GPGM30**	$1090
36"	34 11/16"	**GPGM36**	$1234
40"	38 11/16"	**GPGM40**	$1249
42"	40 11/16"	**GPGM42**	$1249
48"	46 11/16"	**GPGM48**	$1395
60"	58 11/16"	**GPGM60**	$1791

Glass Wall Panels with Three Equal Divided Lites

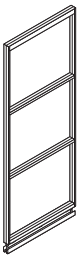

Tip: Order ceiling track, feature strip, and continuous base trim separately.

	Standard Includes	Required to Specify
▶ Need help? Product details, page 24	• Ceiling height from 8'0"H to 10'0"H, in one-inch increments • 2 3/8"-thick panel with steel frame: paint • Three, 1/4"-thick factory-installed lites: glass • Floor track with adjustable levelers to accommodate continuous 5"H base trim (ordered separately)	1 Style number 2 Ceiling height 3 Paint color number for frame and muntin 4 Glass number for lite 1 (from top) 5 Glass number for lite 2 6 Glass number for lite 3 7 Post extension 8 Options, if selected (see below) ▶ See *Surface Materials,* page 362.

	Options	U.S. Price	Required to Specify
Surface Materials	**Glass frame surface**		
	• Paint price group 1	No cost	Specify paint color number.
	• Paint price group 2	+$ 41	Specify paint color number.
	• Paint price group 3	+$ 72	Specify paint color number.
	Panel surfaces 8'0"H through 10'0"H (per lite), 6"W to 8"W		
	• Glass price group 1	No cost	Specify glass number for lite.
	• Glass price group 2	+$ 51	Specify glass number for lite.
	• Glass price group 3	+$ 62	Specify glass number for lite.
	• Glass price group 4	N.A.	Specify glass number for lite.
	• Glass price group 5	N.A.	Specify glass number for lite.
	• Glass price group 6	N.A.	Specify glass number for lite.
	• Glass price group 7	+$ 259	Specify glass number for lite.
			▶ See *Surface Materials Reference Manual.*
	Panel surfaces 8'0"H through 10'0"H (per lite), 18"W to 24"W		
	• Glass price group 1	No cost	Specify glass number for lite.
	• Glass price group 2	+$ 146	Specify glass number for lite.
	• Glass price group 3	+$ 180	Specify glass number for lite.
	• Glass price group 4	N.A.	Specify glass number for lite.
	• Glass price group 5	N.A.	Specify glass number for lite.
	• Glass price group 6	N.A.	Specify glass number for lite.
	• Glass price group 7	+$ 777	Specify glass number for lite.
			▶ See *Surface Materials Reference Manual.*
	Panel surfaces 8'0"H through 10'0"H (per lite), 30"W to 36"W		
	• Glass price group 1	No cost	Specify glass number for lite.
	• Glass price group 2	+$ 225	Specify glass number for lite.
	• Glass price group 3	+$ 263	Specify glass number for lite.
	• Glass price group 4	N.A.	Specify glass number for lite.
	• Glass price group 5	N.A.	Specify glass number for lite.
	• Glass price group 6	N.A.	Specify glass number for lite.
	• Glass price group 7	+$1164	Specify glass number for lite.
			▶ See *Surface Materials Reference Manual.*
	Panel surfaces 8'0"H through 10'0"H (per lite), 40"W to 48"W		
	• Glass price group 1	No cost	Specify glass number for lite.
	• Glass price group 2	+$ 300	Specify glass number for lite.
	• Glass price group 3	+$ 358	Specify glass number for lite.
	• Glass price group 4	N.A.	Specify glass number for lite.
	• Glass price group 5	N.A.	Specify glass number for lite.
	• Glass price group 6	N.A.	Specify glass number for lite.
	• Glass price group 7	+$1553	Specify glass number for lite.
			▶ See *Surface Materials Reference Manual.*
	Panel surfaces 8'0"H through 10'0"H (per lite), 60"W		
	• Glass price group 1	No cost	Specify glass number for lite.
	• Glass price group 2	+$ 372	Specify glass number for lite.
	• Glass price group 3	+$ 443	Specify glass number for lite.
	• Glass price group 4	N.A.	Specify glass number for lite.
	• Glass price group 5	N.A.	Specify glass number for lite.
	• Glass price group 6	N.A.	Specify glass number for lite.
	• Glass price group 7	+$1940	Specify glass number for lite.
			▶ See *Surface Materials Reference Manual.*

▶ **Options, continued on next page**

▶**Options, continued from previous page**

	Options	U.S. Price	Required to Specify
Post Extension	• Post extensions modified to accommodate recessed ceiling track (ordered separately)	No cost	Specify *with post extensions for recessed ceiling track interface.*
	• Post extensions modified to accommodate overlapping ceiling track (ordered separately)	No cost	Specify *with post extensions for overlapping ceiling track interface.*
Ceiling Height	• 8'0" through 9'0"	No cost	Specify ceiling height in 1" increments.
	• 9'1" through 10'0"	+$141	Specify ceiling height in 1" increments.
Electrical Power (For panels 30"W through 60"W)	**Base power block power schematic**		
	• 3+1	+$306	Specify *with 3+1 power.*
	• 2+2	+$306	Specify *with 2+2 power.*
	• 3SN	+$306	Specify *with 3SN power.*
Related Products	• Ceiling tracks		▶Page 240
	• Continuous base trim		▶Page 246
	• Feature strips		▶Page 250
	• Acoustic packing		▶Page 254
	• Power receptacles		▶Page 241
	• Power and communication cover plates		▶Page 241
	• Infeeds		▶Page 260
	• Modular harnesses		▶Page 241
	• Field-installed powerkits		▶Page 264
	• Cornice track		▶Page 245

Tip: Base power block location does not include infeed. It must be ordered separately, if needed.

Tip: SmartTools options are available and easily ordered when using SmartTools software. If you do not have access to SmartTools software, these options can also be ordered using the normal Specials RFQ (Request For Quote) process.

Tip: Standard Privacy Wall ceiling heights are 8'0" through 10'0".

Tip: Panels for ceiling height of 10'1" to 11'0" are available in width up to 48"W only.

	SmartTools Options	U.S. Price	Required to Specify
Muntin	**Change muntin size**		
	• Change to 1½"H or 2¼"H	No cost	Specify muntin size.
	Change muntin location		
	• Change muntin location	No cost	Specify muntin location.
Parametric Ceiling Height (Available in 1" increments)	• 7'5" through 7'11"	Use 8'0" price	Specify ceiling height in 1" increments.
	• 10'1" through 11'0"	+$220	Specify ceiling height in 1" increments.
Parametric Panel Widths (Available in 1" increments)	• Non standard widths	No cost	Specify panel widths in 1" increments.
	• Non standard modular widths	No cost	Specify panel widths in 1" increments.
Base	• 4"H base	+$307	Specify to accept 4"H base.

▶**Specification Information, on next page**

Glass Wall Panels with Three Equal Divided Lites, continued

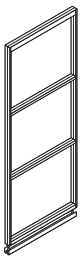

▶ **Options, on previous page**

Specification Information

Glass Wall Panels

Width	Style Number	U.S. Base Price
6"	**GPGS3E06**	$1294
8"	**GPGS3E08**	$1294
18"	**GPGS3E18**	$1360
20"	**GPGS3E20**	$1360
24"	**GPGS3E24**	$1424
30"	**GPGS3E30**	$1438
36"	**GPGS3E36**	$1528
40"	**GPGS3E40**	$1541
42"	**GPGS3E42**	$1541
48"	**GPGS3E48**	$1638
60"	**GPGS3E60**	$2007

Modular Glass Wall Panels

Nominal Width	Modular Width	Style Number	U.S. Base Price
8"	6 11/16"	**GPGM3E08**	$1294
18"	16 11/16"	**GPGM3E18**	$1360
20"	18 11/16"	**GPGM3E20**	$1360
24"	22 11/16"	**GPGM3E24**	$1424
30"	28 11/16"	**GPGM3E30**	$1438
36"	34 11/16"	**GPGM3E36**	$1528
40"	38 11/16"	**GPGM3E40**	$1541
42"	40 11/16"	**GPGM3E42**	$1541
48"	46 11/16"	**GPGM3E48**	$1638
60"	58 11/16"	**GPGM3E60**	$2007

Glass Wall Panels with Four Equal Divided Lites

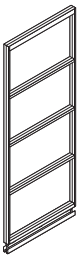

Tip: Order ceiling track, feature strip, and continuous base trim separately.

	Standard Includes	Required to Specify
▶ Need help? Product details, page 24	• Ceiling height from 8'0"H to 10'0"H, in one-inch increments • 2 3/8"-thick panel with steel frame: paint • Four, 1/4"-thick factory-installed lites: glass • Floor track with adjustable levelers to accommodate continuous 5"H base trim (ordered separately)	1 Style number 2 Ceiling height 3 Paint color number for frame and muntin 4 Glass number for lite 1 (from top) 5 Glass number for lite 2 6 Glass number for lite 3 7 Glass number for lite 4 8 Post extension 9 Options, if selected (see below) ▶ See *Surface Materials,* page 362.

	Options	U.S. Price	Required to Specify
Surface Materials	**Glass frame surface**		
	• Paint price group 1	No cost	Specify paint color number.
	• Paint price group 2	+$ 41	Specify paint color number.
	• Paint price group 3	+$ 72	Specify paint color number.
	Panel surfaces 8'0"H through 10'0"H (per lite), 6"W to 8"W		
	• Glass price group 1	No cost	Specify glass number for lite.
	• Glass price group 2	+$ 36	Specify glass number for lite.
	• Glass price group 3	+$ 47	Specify glass number for lite.
	• Glass price group 4	N.A.	Specify glass number for lite.
	• Glass price group 5	N.A.	Specify glass number for lite.
	• Glass price group 6	N.A.	Specify glass number for lite.
	• Glass price group 7	+$ 196	Specify glass number for lite.
			▶ See *Surface Materials Reference Manual.*
	Panel surfaces 8'0"H through 10'0"H (per lite), 18"W to 24"W		
	• Glass price group 1	No cost	Specify glass number for lite.
	• Glass price group 2	+$ 111	Specify glass number for lite.
	• Glass price group 3	+$ 134	Specify glass number for lite.
	• Glass price group 4	N.A.	Specify glass number for lite.
	• Glass price group 5	N.A.	Specify glass number for lite.
	• Glass price group 6	N.A.	Specify glass number for lite.
	• Glass price group 7	+$ 584	Specify glass number for lite.
			▶ See *Surface Materials Reference Manual.*
	Panel surfaces 8'0"H through 10'0"H (per lite), 30"W to 36"W		
	• Glass price group 1	No cost	Specify glass number for lite.
	• Glass price group 2	+$ 169	Specify glass number for lite.
	• Glass price group 3	+$ 201	Specify glass number for lite.
	• Glass price group 4	N.A.	Specify glass number for lite.
	• Glass price group 5	N.A.	Specify glass number for lite.
	• Glass price group 6	N.A.	Specify glass number for lite.
	• Glass price group 7	+$ 874	Specify glass number for lite.
			▶ See *Surface Materials Reference Manual.*
	Panel surfaces 8'0"H through 10'0"H (per lite), 40"W to 48"W		
	• Glass price group 1	No cost	Specify glass number for lite.
	• Glass price group 2	+$ 225	Specify glass number for lite.
	• Glass price group 3	+$ 263	Specify glass number for lite.
	• Glass price group 4	N.A.	Specify glass number for lite.
	• Glass price group 5	N.A.	Specify glass number for lite.
	• Glass price group 6	N.A.	Specify glass number for lite.
	• Glass price group 7	+$1164	Specify glass number for lite.
			▶ See *Surface Materials Reference Manual.*
	Panel surfaces 8'0"H through 10'0"H (per lite), 60"W		
	• Glass price group 1	No cost	Specify glass number for lite.
	• Glass price group 2	+$ 280	Specify glass number for lite.
	• Glass price group 3	+$ 331	Specify glass number for lite.
	• Glass price group 4	N.A.	Specify glass number for lite.
	• Glass price group 5	N.A.	Specify glass number for lite.
	• Glass price group 6	N.A.	Specify glass number for lite.
	• Glass price group 7	+$1457	Specify glass number for lite.
			▶ See *Surface Materials Reference Manual.*

▶ **Options, continued on next page**

▶**Options, continued from previous page**

	Options	U.S. Price	Required to Specify
Post Extension	• Post extensions modified to accommodate recessed ceiling track (ordered separately)	No cost	Specify *with post extensions for recessed ceiling track interface.*
	• Post extensions modified to accommodate overlapping ceiling track (ordered separately)	No cost	Specify *with post extensions for overlapping ceiling track interface.*
Ceiling Height	• 8'0" through 9'0"	No cost	Specify ceiling height in 1" increments.
	• 9'1" through 10'0"	+$141	Specify ceiling height in 1" increments.
Electrical Power (For panels 30"W through 60"W)	**Base power block power schematic**		
	• 3+1	+$306	Specify *with 3+1 power.*
	• 2+2	+$306	Specify *with 2+2 power.*
	• 3SN	+$306	Specify *with 3SN power.*
Related Products	• Ceiling tracks		▶Page 240
	• Continuous base trim		▶Page 246
	• Feature strips		▶Page 250
	• Power receptacles		▶Page 241
	• Power and communication cover plates		▶Page 241
	• Infeeds		▶Page 260
	• Modular harnesses		▶Page 241
	• Field-installed powerkits		▶Page 264
	• Cornice track		▶Page 245

Tip: Base power block location does not include infeed. It must be ordered separately, if needed.

	SmartTools Options	U.S. Price	Required to Specify
Surface Materials	**Glass for 5th and 6th lite opening**		
	• See standard options for glass price group above		Specify glass number for lite 5 or 6.
Muntin	**Additional muntin**		
	• Muntin	+$239	Specify *with muntin.*
	Change muntin size		
	• Change to 1½"H or 2¼"H	No cost	Specify muntin size.
	Change muntin location		
	• Change muntin location	No cost	Specify muntin location.
Parametric Ceiling Height (Available in 1" increments)	• 7'5" through 7'11"	Use 8'0" price	Specify ceiling height in 1" increments.
	• 10'1" through 11'0"	+$220	Specify ceiling height in 1" increments.
Parametric Panel Widths (Available in 1" increments)	• Non standard widths	No cost	Specify panel widths in 1" increments.
	• Non standard modular widths	No cost	Specify panel widths in 1" increments.
Base	• 4"H base	+$307	Specify to accept 4"H base.

Tip: SmartTools options are available and easily ordered when using SmartTools software. If you do not have access to SmartTools software, these options can also be ordered using the normal Specials RFQ (Request For Quote) process.

Tip: Specify additional muntin(s) for use in five- or six-lite assembly applications. Maximum of six lites.
▶*See Understanding page 30.*

▶**Specification Information, on next page**

Tip: Standard Privacy Wall ceiling heights are 8'0" through 10'0".

Tip: Panels for ceiling height of 10'1" to 11'0" are available in width up to 48"W only.

Glass Wall Panels with Four Equal Divided Lites, continued

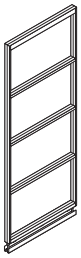

▶**Options, on previous page**

Specification Information

Glass Wall Panels

Width	Style Number	U.S. Base Price
6"	**GPGS4E06**	$1386
8"	**GPGS4E08**	$1386
18"	**GPGS4E18**	$1457
20"	**GPGS4E20**	$1457
24"	**GPGS4E24**	$1527
30"	**GPGS4E30**	$1540
36"	**GPGS4E36**	$1642
40"	**GPGS4E40**	$1656
42"	**GPGS4E42**	$1656
48"	**GPGS4E48**	$1757
60"	**GPGS4E60**	$2156

Modular Glass Wall Panels

Nominal Width	Modular Width	Style Number	U.S. Base Price
8"	6 11/16"	**GPGM4E08**	$1386
18"	16 11/16"	**GPGM4E18**	$1457
20"	18 11/16"	**GPGM4E20**	$1457
24"	22 11/16"	**GPGM4E24**	$1527
30"	28 11/16"	**GPGM4E30**	$1540
36"	34 11/16"	**GPGM4E36**	$1642
40"	38 11/16"	**GPGM4E40**	$1656
42"	40 11/16"	**GPGM4E42**	$1656
48"	46 11/16"	**GPGM4E48**	$1757
60"	58 11/16"	**GPGM4E60**	$2156

Glass Wall Panels with Four Divided Lites

Transom-Aligned Top Lite

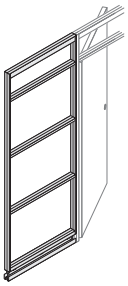

Tip: Order ceiling track, feature strip, and continuous base trim separately.

	Standard Includes	Required to Specify
▶Need help? Product details, page 24	• Ceiling height from 8'0"H to 10'0"H, in one-inch increments • 2 3/8"-thick panel with steel frame: paint • Four, 1/4"-thick factory-installed lites—top lite is transom aligned, bottom three are of equal height: glass • Floor track with adjustable levelers to accommodate continuous 5"H base trim (ordered separately)	1 Style number 2 Ceiling height 3 Paint color number for frame and muntin 4 Glass number for lite 1 (from top) 5 Glass number for lite 2 6 Glass number for lite 3 7 Glass number for lite 4 8 Post extension 9 Options, if selected (see below) ▶See *Surface Materials,* page 362.

	Options	U.S. Price	Required to Specify
Surface Materials	**Glass frame surface**		
	• Paint price group 1	No cost	Specify paint color number.
	• Paint price group 2	+$ 41	Specify paint color number.
	• Paint price group 3	+$ 72	Specify paint color number.
	Top lite glass panel surfaces 8'0"H through 10'0"H (per lite), 6"W to 8"W		
	• Glass price group 1	No cost	Specify glass number for lite.
	• Glass price group 2	+$ 25	Specify glass number for lite.
	• Glass price group 3	+$ 34	Specify glass number for lite.
	• Glass price group 4	N.A.	Specify glass number for lite.
	• Glass price group 5	N.A.	Specify glass number for lite.
	• Glass price group 6	N.A.	Specify glass number for lite.
	• Glass price group 7	+$137	Specify glass number for lite.
			▶See *Surface Materials Reference Manual.*
	Lower three lites glass panels surfaces 8'0"H through 10'0"H (per lite), 6"W to 8"W		
	• Glass price group 1	No cost	Specify glass number for lite.
	• Glass price group 2	+$ 41	Specify glass number for lite.
	• Glass price group 3	+$ 51	Specify glass number for lite.
	• Glass price group 4	N.A.	Specify glass number for lite.
	• Glass price group 5	N.A.	Specify glass number for lite.
	• Glass price group 6	N.A.	Specify glass number for lite.
	• Glass price group 7	+$206	Specify glass number for lite.
			▶See *Surface Materials Reference Manual.*
	Top lite glass panel surfaces 8'0"H through 10'0"H (per lite), 18"W to 24"W		
	• Glass price group 1	No cost	Specify glass number for lite.
	• Glass price group 2	+$ 81	Specify glass number for lite.
	• Glass price group 3	+$ 97	Specify glass number for lite.
	• Glass price group 4	N.A.	Specify glass number for lite.
	• Glass price group 5	N.A.	Specify glass number for lite.
	• Glass price group 6	N.A.	Specify glass number for lite.
	• Glass price group 7	+$412	Specify glass number for lite.
			▶See *Surface Materials Reference Manual.*
	Lower three lites glass panels surfaces 8'0"H through 10'0"H (per lite), 18"W to 24"W		
	• Glass price group 1	No cost	Specify glass number for lite.
	• Glass price group 2	+$122	Specify glass number for lite.
	• Glass price group 3	+$144	Specify glass number for lite.
	• Glass price group 4	N.A.	Specify glass number for lite.
	• Glass price group 5	N.A.	Specify glass number for lite.
	• Glass price group 6	N.A.	Specify glass number for lite.
	• Glass price group 7	+$617	Specify glass number for lite.
			▶See *Surface Materials Reference Manual.*

▶**Options, continued on next page**

▶**Options, continued from previous page**

	Options	U.S. Price	Required to Specify
Surface Materials, continued	**Top lite glass panel surfaces 8'0"H through 10'0"H (per lite), 30"W to 36"W**		
	• Glass price group 1	No cost	Specify glass number for lite.
	• Glass price group 2	+$ 119	Specify glass number for lite.
	• Glass price group 3	+$ 140	Specify glass number for lite.
	• Glass price group 4	N.A.	Specify glass number for lite.
	• Glass price group 5	N.A.	Specify glass number for lite.
	• Glass price group 6	N.A.	Specify glass number for lite.
	• Glass price group 7	+$ 617	Specify glass number for lite.
			▶ See *Surface Materials Reference Manual.*
	Lower three lites glass panels surfaces 8'0"H through 10'0"H (per lite), 30"W to 36"W		
	• Glass price group 1	No cost	Specify glass number for lite.
	• Glass price group 2	+$ 183	Specify glass number for lite.
	• Glass price group 3	+$ 218	Specify glass number for lite.
	• Glass price group 4	N.A.	Specify glass number for lite.
	• Glass price group 5	N.A.	Specify glass number for lite.
	• Glass price group 6	N.A.	Specify glass number for lite.
	• Glass price group 7	+$ 925	Specify glass number for lite.
			▶ See *Surface Materials Reference Manual.*
	Top lite glass panel surfaces 8'0"H through 10'0"H (per lite), 40"W to 48"W		
	• Glass price group 1	No cost	Specify glass number for lite.
	• Glass price group 2	+$ 159	Specify glass number for lite.
	• Glass price group 3	+$ 190	Specify glass number for lite.
	• Glass price group 4	N.A.	Specify glass number for lite.
	• Glass price group 5	N.A.	Specify glass number for lite.
	• Glass price group 6	N.A.	Specify glass number for lite.
	• Glass price group 7	+$ 822	Specify glass number for lite.
			▶ See *Surface Materials Reference Manual.*
	Lower three lites glass panels surfaces 8'0"H through 10'0"H (per lite), 40"W to 48"W		
	• Glass price group 1	No cost	Specify glass number for lite.
	• Glass price group 2	+$ 239	Specify glass number for lite.
	• Glass price group 3	+$ 289	Specify glass number for lite.
	• Glass price group 4	N.A.	Specify glass number for lite.
	• Glass price group 5	N.A.	Specify glass number for lite.
	• Glass price group 6	N.A.	Specify glass number for lite.
	• Glass price group 7	+$1235	Specify glass number for lite.
			▶ See *Surface Materials Reference Manual.*
	Top lite glass panel surfaces 8'0"H through 10'0"H (per lite), 60"W		
	• Glass price group 1	No cost	Specify glass number for lite.
	• Glass price group 2	+$ 201	Specify glass number for lite.
	• Glass price group 3	+$ 237	Specify glass number for lite.
	• Glass price group 4	N.A.	Specify glass number for lite.
	• Glass price group 5	N.A.	Specify glass number for lite.
	• Glass price group 6	N.A.	Specify glass number for lite.
	• Glass price group 7	+$1028	Specify glass number for lite.
			▶ See *Surface Materials Reference Manual.*
	Lower three lites glass panels surfaces 8'0"H through 10'0"H (per lite), 60"W		
	• Glass price group 1	No cost	Specify glass number for lite.
	• Glass price group 2	+$ 303	Specify glass number for lite.
	• Glass price group 3	+$ 360	Specify glass number for lite.
	• Glass price group 4	N.A.	Specify glass number for lite.
	• Glass price group 5	N.A.	Specify glass number for lite.
	• Glass price group 6	N.A.	Specify glass number for lite.
	• Glass price group 7	+$1541	Specify glass number for lite.
			▶ See *Surface Materials Reference Manual.*
Post Extension	• Post extensions modified to accommodate recessed ceiling track (ordered separately)	No cost	Specify *with post extensions for recessed ceiling track interface.*
	• Post extensions modified to accommodate overlapping ceiling track (ordered separately)	No cost	Specify *with post extensions for overlapping ceiling track interface.*

▶**Options, continued on next page**

Glass Wall Panels with Four Divided Lites Transom-Aligned Top Lite, continued

▶**Options, continued from previous page**

	Options	U.S. Price	Required to Specify
Ceiling Height	• 8'0" through 9'0"	No cost	Specify ceiling height in 1" increments.
	• 9'1" through 10'0"	+$141	Specify ceiling height in 1" increments.
Electrical Power (For panels 30"W through 60"W)	**Base power block power schematic**		
	• 3+1	+$306	Specify *with 3+1 power.*
	• 2+2	+$306	Specify *with 2+2 power.*
	• 3SN	+$306	Specify *with 3SN power.*
Related Products	• Ceiling tracks		▶Page 240
	• Continuous base trim		▶Page 246
	• Feature strips		▶Page 250
	• Power receptacles		▶Page 241
	• Power and communication cover plates		▶Page 241
	• Infeeds		▶Page 260
	• Modular harnesses		▶Page 241
	• Field-installed powerkits		▶Page 264
	• Cornice track		▶Page 245

Tip: Base power block location does not include infeed. It must be ordered separately, if needed.

	SmartTools Options	U.S. Price	Required to Specify
Surface Materials	**Glass for 5th and 6th lite opening**		
	• See standard options for lower three lites glass price group above		Specify glass number for lite 5 or 6.
Muntin	**Additional muntin**		
	• Muntin	+$239	Specify *with muntin.*
	Change muntin size		
	• Change to 1½"H or 2¼"H	No cost	Specify muntin size.
	Change muntin location		
	• Change muntin location	No cost	Specify muntin location.
Parametric Ceiling Height (Available in 1" increments)	• 7'5" through 7'11"	Use 8'0" price	Specify ceiling height in 1" increments.
	• 10'1" through 11'0"	+$220	Specify ceiling height in 1" increments.
Parametric Panel Widths (Available in 1" increments)	• Non standard widths	No cost	Specify panel widths in 1" increments.
	• Non standard modular widths	No cost	Specify panel widths in 1" increments.
Base	• 4"H base	+$307	Specify to accept 4"H base.

Tip: SmartTools options are available and easily ordered when using SmartTools software. If you do not have access to SmartTools software, these options can also be ordered using the normal Specials RFQ (Request For Quote) process.

Tip: Specify additional muntin(s) for use in five- or six-lite assembly applications. Maximum of six lites.

▶*See Understanding page 30.*

Tip: Standard Privacy Wall ceiling heights are 8'0" through 10'0".

Tip: Panels for ceiling height of 10'1" to 11'0" are available in width up to 48"W only.

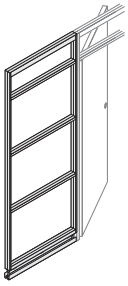

Specification Information

Glass Wall Panels

Width	Style Number	U.S. Base Price
6"	**GPGS4L06**	$1305
8"	**GPGS4L08**	$1305
18"	**GPGS4L18**	$1372
20"	**GPGS4L20**	$1372
24"	**GPGS4L24**	$1439
30"	**GPGS4L30**	$1450
36"	**GPGS4L36**	$1542
40"	**GPGS4L40**	$1559
42"	**GPGS4L42**	$1559
48"	**GPGS4L48**	$1655
60"	**GPGS4L60**	$2028

Modular Glass Wall Panels

Nominal Width	Modular Width	Style Number	U.S. Base Price
8"	6 11/16"	**GPGM4L08**	$1305
18"	16 11/16"	**GPGM4L18**	$1372
20"	18 11/16"	**GPGM4L20**	$1372
24"	22 11/16"	**GPGM4L24**	$1439
30"	28 11/16"	**GPGM4L30**	$1450
36"	34 11/16"	**GPGM4L36**	$1542
40"	38 11/16"	**GPGM4L40**	$1559
42"	40 11/16"	**GPGM4L42**	$1559
48"	46 11/16"	**GPGM4L48**	$1655
60"	58 11/16"	**GPGM4L60**	$2028

Glass Wall Panels with Two Divided Lites

Transom-Aligned Top Lite



Tip: Order ceiling track, feature strip, and continuous base trim separately.

▶ Need help? Product details, page 24

Standard Includes	Required to Specify
• Ceiling height from 8'0"H to 10'0"H, in one-inch increments • 2 3/8"-thick panel with steel frame: paint • Two, 1/4"-thick factory-installed lites—top lite is transom aligned: glass • Floor track with adjustable levelers to accommodate continuous 5"H base trim (ordered separately)	1 Style number 2 Ceiling height 3 Paint color number for frame and muntin 4 Glass number for lite 1 (from top) 5 Glass number for lite 2 6 Post extension 7 Options, if selected (see below) ▶ See *Surface Materials,* page 362.

	Options	U.S. Price	Required to Specify
Surface Materials	**Glass frame surface**		
	• Paint price group 1	No cost	Specify paint color number.
	• Paint price group 2	+$ 41	Specify paint color number.
	• Paint price group 3	+$ 72	Specify paint color number.
	Top lite glass panel surfaces 8'0"H through 10'0"H (per lite), 6"W to 8"W		
	• Glass price group 1	No cost	Specify glass number for lite.
	• Glass price group 2	+$ 25	Specify glass number for lite.
	• Glass price group 3	+$ 34	Specify glass number for lite.
	• Glass price group 4	N.A.	Specify glass number for lite.
	• Glass price group 5	N.A.	Specify glass number for lite.
	• Glass price group 6	N.A.	Specify glass number for lite.
	• Glass price group 7	+$ 137	Specify glass number for lite.
			▶ See *Surface Materials Reference Manual.*
	Lower lite glass panel surfaces 8'0"H through 10'0"H (per lite), 6"W to 8"W		
	• Glass price group 1	No cost	Specify glass number for lite.
	• Glass price group 2	+$ 122	Specify glass number for lite.
	• Glass price group 3	+$ 144	Specify glass number for lite.
	• Glass price group 4	N.A.	Specify glass number for lite.
	• Glass price group 5	N.A.	Specify glass number for lite.
	• Glass price group 6	N.A.	Specify glass number for lite.
	• Glass price group 7	+$ 640	Specify glass number for lite.
			▶ See *Surface Materials Reference Manual.*
	Top lite glass panel surfaces 8'0"H through 10'0"H (per lite), 18"W to 24"W		
	• Glass price group 1	No cost	Specify glass number for lite.
	• Glass price group 2	+$ 81	Specify glass number for lite.
	• Glass price group 3	+$ 97	Specify glass number for lite.
	• Glass price group 4	N.A.	Specify glass number for lite.
	• Glass price group 5	N.A.	Specify glass number for lite.
	• Glass price group 6	N.A.	Specify glass number for lite.
	• Glass price group 7	+$ 412	Specify glass number for lite.
			▶ See *Surface Materials Reference Manual.*
	Lower lite glass panel surfaces 8'0"H through 10'0"H (per lite), 18"W to 24"W		
	• Glass price group 1	No cost	Specify glass number for lite.
	• Glass price group 2	+$ 362	Specify glass number for lite.
	• Glass price group 3	+$ 429	Specify glass number for lite.
	• Glass price group 4	N.A.	Specify glass number for lite.
	• Glass price group 5	N.A.	Specify glass number for lite.
	• Glass price group 6	N.A.	Specify glass number for lite.
	• Glass price group 7	+$1919	Specify glass number for lite.
			▶ See *Surface Materials Reference Manual.*

▶ **Options, continued on next page**

▶**Options, continued from previous page**

	Options	U.S. Price	Required to Specify
Surface Materials, continued	**Top lite glass panel surfaces 8'0"H through 10'0"H (per lite), 30"W to 36"W**		
	• Glass price group 1	No cost	Specify glass number for lite.
	• Glass price group 2	+$ 119	Specify glass number for lite.
	• Glass price group 3	+$ 140	Specify glass number for lite.
	• Glass price group 4	N.A.	Specify glass number for lite.
	• Glass price group 5	N.A.	Specify glass number for lite.
	• Glass price group 6	N.A.	Specify glass number for lite.
	• Glass price group 7	+$ 617	Specify glass number for lite.
			▶ See *Surface Materials Reference Manual.*
	Lower lite glass panel surfaces 8'0"H through 10'0"H (per lite), 30"W to 36"W		
	• Glass price group 1	No cost	Specify glass number for lite.
	• Glass price group 2	+$ 542	Specify glass number for lite.
	• Glass price group 3	+$ 645	Specify glass number for lite.
	• Glass price group 4	N.A.	Specify glass number for lite.
	• Glass price group 5	N.A.	Specify glass number for lite.
	• Glass price group 6	N.A.	Specify glass number for lite.
	• Glass price group 7	+$2880	Specify glass number for lite.
			▶ See *Surface Materials Reference Manual.*
	Top lite glass panel surfaces 8'0"H through 10'0"H (per lite), 40"W to 48"W		
	• Glass price group 1	No cost	Specify glass number for lite.
	• Glass price group 2	+$ 159	Specify glass number for lite.
	• Glass price group 3	+$ 190	Specify glass number for lite.
	• Glass price group 4	N.A.	Specify glass number for lite.
	• Glass price group 5	N.A.	Specify glass number for lite.
	• Glass price group 6	N.A.	Specify glass number for lite.
	• Glass price group 7	+$ 822	Specify glass number for lite.
			▶ See *Surface Materials Reference Manual.*
	Lower lite glass panel surfaces 8'0"H through 10'0"H (per lite), 40"W to 48"W		
	• Glass price group 1	No cost	Specify glass number for lite.
	• Glass price group 2	+$ 720	Specify glass number for lite.
	• Glass price group 3	+$ 860	Specify glass number for lite.
	• Glass price group 4	N.A.	Specify glass number for lite.
	• Glass price group 5	N.A.	Specify glass number for lite.
	• Glass price group 6	N.A.	Specify glass number for lite.
	• Glass price group 7	+$3837	Specify glass number for lite.
			▶ See *Surface Materials Reference Manual.*
	Top lite glass panel surfaces 8'0"H through 10'0"H (per lite), 60"W		
	• Glass price group 1	No cost	Specify glass number for lite.
	• Glass price group 2	+$ 201	Specify glass number for lite.
	• Glass price group 3	+$ 237	Specify glass number for lite.
	• Glass price group 4	N.A.	Specify glass number for lite.
	• Glass price group 5	N.A.	Specify glass number for lite.
	• Glass price group 6	N.A.	Specify glass number for lite.
	• Glass price group 7	+$1028	Specify glass number for lite.
			▶ See *Surface Materials Reference Manual.*
	Lower lite glass panel surfaces 8'0"H through 10'0"H (per lite), 60"W		
	• Glass price group 1	No cost	Specify glass number for lite.
	• Glass price group 2	+$ 899	Specify glass number for lite.
	• Glass price group 3	+$1075	Specify glass number for lite.
	• Glass price group 4	N.A.	Specify glass number for lite.
	• Glass price group 5	N.A.	Specify glass number for lite.
	• Glass price group 6	N.A.	Specify glass number for lite.
	• Glass price group 7	+$4799	Specify glass number for lite.
			▶ See *Surface Materials Reference Manual.*
Post Extension	• Post extensions modified to accommodate recessed ceiling track (ordered separately)	No cost	Specify *with post extensions for recessed ceiling track interface.*
	• Post extensions modified to accommodate overlapping ceiling track (ordered separately)	No cost	Specify *with post extensions for overlapping ceiling track interface.*

▶**Options, continued on next page**

Glass Wall Panels with Two Divided Lites Transom-Aligned Top Lite, continued

▶**Options, continued from previous page**

Tip: Base power block location does not include infeed. It must be ordered separately, if needed.

	Options	U.S. Price	Required to Specify
Ceiling Height	• 8'0" through 9'0"	No cost	Specify ceiling height in 1" increments.
	• 9'1" through 10'0"	+$141	Specify ceiling height in 1" increments.
Electrical Power (For panels 30"W through 60"W)	**Base power block power schematic**		
	• 3+1	+$306	Specify *with 3+1 power.*
	• 2+2	+$306	Specify *with 2+2 power.*
	• 3SN	+$306	Specify *with 3SN power.*
Related Products	• Ceiling tracks		▶Page 240
	• Continuous base trim		▶Page 246
	• Feature strips		▶Page 250
	• Power receptacles		▶Page 241
	• Power and communication cover plates		▶Page 241
	• Infeeds		▶Page 260
	• Modular harnesses		▶Page 241
	• Field-installed powerkits		▶Page 264
	• Cornice track		▶Page 245

Tip: SmartTools options are available and easily ordered when using SmartTools software. If you do not have access to SmartTools software, these options can also be ordered using the normal Specials RFQ (Request For Quote) process.

Tip: Standard Privacy Wall ceiling heights are 8'0" through 10'0".

Tip: Panels for ceiling height of 10'1" to 11' are available in width up to 48"W only.

	SmartTools Options	U.S. Price	Required to Specify
Muntin	**Change muntin size**		
	• Change to 1½"H or 2¼"H	No cost	Specify muntin size.
	Change muntin location		
	• Change muntin location	No cost	Specify muntin location.
Parametric Ceiling Height (Available in 1" increments)	• 7'5" through 7'11"	Use 8'0" price	Specify ceiling height in 1" increments.
	• 10'1" through 11'0"	+$220	Specify ceiling height in 1" increments.
Parametric Panel Widths (Available in 1" increments)	• Non standard widths	No cost	Specify panel widths in 1" increments.
	• Non standard modular widths	No cost	Specify panel widths in 1" increments.
Base	• 4"H base	+$307	Specify to accept 4"H base.

Specification Information

Glass Wall Panels

Width	Style Number	U.S. Base Price
6"	**GPGS2L06**	$1061
8"	**GPGS2L08**	$1061
18"	**GPGS2L18**	$1143
20"	**GPGS2L20**	$1143
24"	**GPGS2L24**	$1226
30"	**GPGS2L30**	$1249
36"	**GPGS2L36**	$1365
40"	**GPGS2L40**	$1379
42"	**GPGS2L42**	$1379
48"	**GPGS2L48**	$1502
60"	**GPGS2L60**	$1896

Modular Glass Wall Panels

Nominal Width	Modular Width	Style Number	U.S. Base Price
8"	6 11/16"	**GPGM2L08**	$1061
18"	16 11/16"	**GPGM2L18**	$1143
20"	18 11/16"	**GPGM2L20**	$1143
24"	22 11/16"	**GPGM2L24**	$1226
30"	28 11/16"	**GPGM2L30**	$1249
36"	34 11/16"	**GPGM2L36**	$1365
40"	38 11/16"	**GPGM2L40**	$1379
42"	40 11/16"	**GPGM2L42**	$1379
48"	46 11/16"	**GPGM2L48**	$1502
60"	58 11/16"	**GPGM2L60**	$1896

Clerestory Wall Panels

Transom-Aligned Top Lite



Tip: Order ceiling track, feature strip, and continuous base trim separately.

Tip: Paint price group 2 is only available on panels 36"W or smaller.

Tip: For information regarding Etched and Pattern Glass Planning.
▶Page 98.

Tip: Customer's Own Glass is available as a special at this time.

	Standard Includes	Required to Specify
▶Need help? Product details, page 24	• Frame: paint • Ceiling height from 8'0"H to 10'0"H, in one-inch increments • 2 3/8"-thick panel with steel surfaces: paint • 1/4"-thick factory-installed Clerestory lite: glass • Integral slotted verticals • Hollow core panel for cable and power routing • Floor track with adjustable levelers to accommodate continuous 5"H base trim (ordered separately)	1 Style number 2 Paint color number for frame 3 Ceiling height 4 Paint color number for side 1 5 Paint color number for side 2 6 Glass number for Clerestory lite 7 Post extension 8 Options, if selected (see below) ▶See *Surface Materials,* page 362.

	Options	U.S. Price	Required to Specify
Surface Materials	**Glass frame surface**		
	• Paint price group 1	No cost	Specify paint color number.
	• Paint price group 2	+$ 19	Specify paint color number.
	• Paint price group 3	+$ 34	Specify paint color number.
	Lower panel solid surfaces 8'0"H through 10'0"H (per side), 18"W to 24"W		
	• Paint price group 1	No cost	Specify paint color number.
	• Paint price group 2	+$ 26	Specify paint color number.
	• Paint price group 3	+$ 47	Specify paint color number.
	• Fabric price group 1	+$202	Specify fabric color number for side 1 and/or side 2.
	• Fabric price group 2	+$284	Specify fabric color number for side 1 and/or side 2.
	• Fabric price group 3	+$375	Specify fabric color number for side 1 and/or side 2.
	• Fabric price group 5	+$475	Specify fabric color number for side 1 and/or side 2.
	• Customer's Own Material/Vinyl (COM)	+$196	▶See *Surface Materials Reference Manual.*
	Clerestory Lite Glass Panels 8'0"H through 10'0"H		
	• Glass price group 1	No cost	Specify glass number for lite.
	• Glass price group 2	+$ 81	Specify glass number for lite.
	• Glass price group 3	+$ 97	Specify glass number for lite.
	• Glass price group 4	N.A.	Specify glass number for lite.
	• Glass price group 5	N.A.	Specify glass number for lite.
	• Glass price group 6	N.A.	Specify glass number for lite.
	• Glass price group 7	+$412	Specify glass number for lite.
	Lower panel surfaces 8'0"H through 10'0"H (per side), 30"W to 36"W		
	• Paint price group 1	No cost	Specify paint color number.
	• Paint price group 2	+$ 53	Specify paint color number.
	• Paint price group 3	+$ 82	Specify paint color number.
	• Fabric price group 1	+$307	Specify fabric color number for side 1 and/or side 2.
	• Fabric price group 2	+$457	Specify fabric color number for side 1 and/or side 2.
	• Fabric price group 3	+$677	Specify fabric color number for side 1 and/or side 2.
	• Fabric price group 5	+$880	Specify fabric color number for side 1 and/or side 2.
	• Customer's Own Material/Vinyl (COM)	+$284	▶See *Surface Materials Reference Manual.*

▶**Options, continued on next page**

▶**Options, continued from previous page**

	Options	U.S. Price	Required to Specify
Surface Materials, continued	**Materials Clerestory Lite Glass Panels 8'0"H through 10'0"H**		
	• Glass price group 1	No cost	Specify glass number for lite.
	• Glass price group 2	+$ 119	Specify glass number for lite.
	• Glass price group 3	+$ 140	Specify glass number for lite.
	• Glass price group 4	N.A.	Specify glass number for lite.
	• Glass price group 5	N.A.	Specify glass number for lite.
	• Glass price group 6	N.A.	Specify glass number for lite.
	• Glass price group 7	+$ 617	Specify glass number for lite.
	Lower panel surfaces 8'0"H through 10'0"H (per side), 40"W to 48"W		
	• Paint price group 1	No cost	Specify paint color number.
	• Paint price group 3	+$ 82	Specify paint color number.
	• Fabric price group 1	+$ 307	Specify fabric color number for side 1 and/or side 2.
	• Fabric price group 2	+$ 457	Specify fabric color number for side 1 and/or side 2.
	• Fabric price group 3	+$ 677	Specify fabric color number for side 1 and/or side 2.
	• Fabric price group 5	+$ 880	Specify fabric color number for side 1 and/or side 2.
	• Customer's Own Material/Vinyl (COM)	+$ 284	▶ See *Surface Materials Reference Manual.*
	Clerestory Lite Glass Panels 8'0"H through 10'0"H		
	• Glass price group 1	No cost	Specify glass number for lite.
	• Glass price group 2	+$ 159	Specify glass number for lite.
	• Glass price group 3	+$ 190	Specify glass number for lite.
	• Glass price group 4	N.A.	Specify glass number for lite.
	• Glass price group 5	N.A.	Specify glass number for lite.
	• Glass price group 6	N.A.	Specify glass number for lite.
	• Glass price group 7	+$ 822	Specify glass number for lite.
	Lower panel surfaces 8'0"H through 10'0"H (per side) 60"W		
	• Paint price group 1	No cost	Specify paint color number.
	• Paint price group 2	+$ 53	Specify paint color number.
	• Paint price group 3	+$ 82	Specify paint color number.
	• Fabric price group 1	+$ 307	Specify fabric color number for side 1 and/or side 2.
	• Fabric price group 2	+$ 457	Specify fabric color number for side 1 and/or side 2.
	• Fabric price group 3	+$ 677	Specify fabric color number for side 1 and/or side 2.
	• Fabric price group 5	+$ 880	Specify fabric color number for side 1 and/or side 2.
	• Customer's Own Material/Vinyl (COM)	+$ 284	▶ See *Surface Materials Reference Manual.*
	Clerestory Lite Glass Panels 8'0"H through 10'0"H		
	• Glass price group 1	No cost	Specify glass number for lite.
	• Glass price group 2	+$ 201	Specify glass number for lite.
	• Glass price group 3	+$ 237	Specify glass number for lite.
	• Glass price group 4	N.A.	Specify glass number for lite.
	• Glass price group 5	N.A.	Specify glass number for lite.
	• Glass price group 6	N.A.	Specify glass number for lite.
	• Glass price group 7	+$1028	Specify glass number for lite.

Tip: Customer's Own Glass is available as a special at this time.

▶**Options, continued on next page**

Clerestory Wall Panels Transom-Aligned Top Lite, continued

▶**Options, continued from previous page**

Tip: To price power in two locations, add the upcharges together.

Tip: Infeed is included in the price of ADA- or desk-height receptacle power location option.

Tip: Base power block location does not include infeed. It must be ordered separately, if needed.

Tip: NYC/CHI prices replace the receptacle power location option prices when selected.

Tip: Order power and communication and power-only cover plates separately.

	Options	U.S. Price	Required to Specify
Post Extension (For panels 30"W through 60"W)	• Post extensions modified to accommodate recessed ceiling track (ordered separately)	No cost	Specify *with post extensions for recessed ceiling track interface.*
	• Post extensions modified to accommodate overlapping ceiling track (ordered separately)	No cost	Specify *with post extensions for overlapping ceiling track interface.*
Ceiling Height	• 8'0" through 9'0"	No cost	Specify ceiling height in 1" increments.
	• 9'1" through 10'0"	+$ 141	Specify ceiling height in 1" increments.
Electrical Power	**Power block location**		
	• Base	+$ 306	Specify *with power block location at base.*
	• ADA height	+$1116	Specify *with power block location at ADA height.*
	• Desk height	+$1116	Specify *with power block location at desk height.*
	Power schematic		
	• 3+1	No cost	Specify *with 3+1 power.*
	• 2+2	No cost	Specify *with 2+2 power.*
	• 3SN	No cost	Specify *with 3SN power.*
	New York City/Chicago power prep		
	• NYC/CHI at base	N.A.	Specify *with NYC/CHI at base.*
	• NYC/CHI at ADA or desk height side 1	+$ 37	Specify *with NYC/CHI at ADA or desk height side 1.*
	• NYC/CHI at ADA or desk height side 2	+$ 37	Specify *with NYC/CHI at ADA or desk height side 2.*
	• NYC/CHI at ADA or desk height sides 1 and 2	+$ 77	Specify *with NYC/CHI at ADA or desk height sides 1 and 2.*
	Receptacle cutouts		
	• Power side 1	No cost	Specify *with power side 1.*
	• Power side 2	No cost	Specify *with power side 2.*
	• Power sides 1 and 2	+$ 37	Specify *with power sides 1 and 2.*
	• Power/comm side 1	No cost	Specify *with power/comm side 1.*
	• Power/comm side 2	No cost	Specify *with power/comm side 2.*
	• Power/comm sides 1 and 2	+$ 37	Specify *with power/comm sides 1 and 2.*
	Floor infeeds		
	• Bottom left hardwire	No cost	Specify *with bottom left hardwire.*
	• Bottom left modular	+$ 141	Specify *with bottom left modular.*
Related Products	• Ceiling tracks		▶Page 240
	• Continuous base trim		▶Page 246
	• Feature strips		▶Page 250
	• Power receptacles		▶Page 241
	• Power and communication cover plates		▶Page 241
	• Infeeds		▶Page 260
	• Modular harnesses		▶Page 241
	• Field-installed powerkits		▶Page 264
	• Cornice track		▶Page 245

▶**Options, continued on next page**

.

Tip: SmartTools options are available and easily ordered when using SmartTools software. If you do not have access to SmartTools software, these options can also be ordered using the normal Specials RFQ (Request For Quote) process.

Tip: Maximum of two lites. See Understanding page 29.

Tip: Standard Privacy Wall ceiling heights are 8'0" through 10'0".

Tip: Panels for ceiling height of 10'1" to 11'0" are available in width up to 48"W only.

Options, continued from previous page

	SmartTools Options	U.S. Price	Required to Specify
Muntin	**Add muntin** • Muntin	+$281	Specify *with muntin.*
	Muntin size • Change to 1½"H or 2¼"H	No cost	Specify muntin size.
Parametric Ceiling Height (Available in 1" increments)	• 10'1" through 11'0"	+$220	Specify ceiling height in 1" increments.
Parametric Panel Widths (Available in 1" increments)	• Non standard widths • Non standard modular widths	No cost No cost	Specify panel widths in 1" increments. Specify panel widths in 1" increments.
Base	• 4"H base	+$ 84	Specify to accept 4"H base.

Specification Information

Clerestory Panels

Width	Style Number	U.S. Base Price
18"	**GPGSC18**	$1643
20"	**GPGSC20**	$1643
24"	**GPGSC24**	$1731
30"	**GPGSC30**	$1820
36"	**GPGSC36**	$1881
40"	**GPGSC40**	$1938
42"	**GPGSC42**	$1938
48"	**GPGSC48**	$2005
60"	**GPGSC60**	$2592

Modular Clerestory Panels

Nominal Width	Modular Width	Style Number	U.S. Base Price
18"	16 11/16"	**GPGMC18**	$1643
20"	18 11/16"	**GPGMC20**	$1643
24"	22 11/16"	**GPGMC24**	$1731
30"	28 11/16"	**GPGMC30**	$1820
36"	34 11/16"	**GPGMC36**	$1881
40"	38 11/16"	**GPGMC40**	$1938
42"	40 11/16"	**GPGMC42**	$1938
48"	46 11/16"	**GPGMC48**	$2005
60"	58 11/16"	**GPGMC60**	$2592

Power Options

This page guides you through specifying Privacy Wall panels. Use these steps to specify factory-installed power components or communication openings in panels, or to have the factory alter panels to accommodate field-installed power.
Tip: Chicago and New York City electrical code requires field-supplied components to be field installed.

Factory-installed power components are available in all Privacy Wall panels. Use the options on this page to tell the factory how to assemble your panels so they include the power components you want.

Field-installed power components are required in New York City and Chicago. To streamline installation, use the options on this page to tell the factory how to modify the panels so they are ready to accept the power components you must order or supply separately. For details about how power is accommodated in Privacy Wall panels, see:
▶ *How to Power a Panel,* page 100

▶ *Overview of Powered Panels,* page 104

Specifying

Panels

1
Choose appropriate panel width to accommodate power and communication receptacles. See the table below for minimum widths.

Power and Communication
Desk height and ADA height • 30"W standard panel • 30"W (nominal) modular panel
At base • 30"W standard panel • 30"W (nominal) modular panel

2
Power schematic
Specify the power schematic:
- 4-circuit, 3+1
- 4-circuit, 2+2
- 3-circuit, separate neutrals (3SN)
- Chicago and New York City power and communication power prep

3
Power locations
Specify one or more of the following power locations that is available on the panel type you have chosen:
- Desk height
- ADA height
- Base
- Base and desk height
- Base and ADA height
- Desk and ADA
- Desk, ADA, and base

4
Utility choices by locations
Cutouts are only available in the positions you specified for power locations in step 3. See the table below for utility choices and designate side 1, side 2, or both side 1 and side 2.
Tip: For New York City and Chicago power prep options, no specification for utility choice at base height is needed because you add components in the field.

Desk height
• Power only • Power and communication

ADA height
• Power only • Power and communication

Base height
• Power only • Power and communication • Communication only

5
Remember to specify receptacles, cover plates, and power and communication base trim to finish your panel.
Tip: For Chicago and New York City installations, electrician must supply conduit, receptacles, and junction boxes for base of panel. Junction box for desk or ADA height is available from Steelcase and is required when using Privacy Wall power and communication cover plates.
▶Page 265

Infeeds

6
Power infeeds
Panels with factory-installed power blocks at desk or ADA height can have a factory-installed power infeed harness to supply power from the ceiling or floor. Factory-installed infeeds extend a minimum of 12' from the panel. Specify one of the following:
- Hardwire ceiling infeed
- Modular ceiling infeed
- Hardwire floor infeed
- Modular floor infeed

Tip: If you do not specify one of the above infeeds, a hardwire infeed, located top left in a solid panel and bottom left in a Clerestory panel, will be provided.

When ADA- and/or desk-height power is specified, a factory-installed jumper is included to link the two locations. When ADA-, desk-, ADA- and desk-, and base-height power is specified, a factory-installed jumper is included to link ADA/desk to base.
▶Multipurpose power infeeds, page 260
Tip: Infeeds are not required on panels with the Chicago or New York City power prep option.

Example

- One GPSS60
- 9' 0" ceiling height
- 4843 Linen side 1
- 4844 Glacier side 2
- 4750 Champagne Metallic floor track
- 2+2 wiring schematic
- Power base height
- Power only side 1 ADA height
- Power and communication side 2 ADA height
- Modular ceiling infeed

Order receptacles, cover plates, and power and communication base trim separately.

Butt-Hinged Door Frames

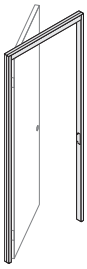

Tip: Glass door is available up to 9'0"H ceiling height.

Tip: For information regarding Etched and Pattern Glass Planning.
▶ Page 98

Tip: Recommended for use with Privacy Wall only. Not for use with Glass Selections.

Tip: Door frame glass option is available on transom door frames only.

Tip: Remember to specify switch cutout option if you want a butt-hinged door frame with a switch.

Tip: Switch cutout is located in strike jamb of single door frame and not available in pair frames. Order switch separately.
▶ Page 167

Tip: Cutout option is not available on pair door frames.

	Standard Includes	Required to Specify
▶ Need help? Product details, page 32	• Ceiling height from 8'0"H to 10'0"H, in one-inch increments • Factory prep for butt hinges *Tip: Order door hardware separately.* • Hardware cutout for strike plate • Transom, if selected: glass • Plinths: paint	1 Style number 2 Ceiling height 3 Swing orientation 4 Paint color number for frame and plinths 5 Glass number for transom, if selected 6 Post extension 7 Options, if selected (see below) ▶ See *Surface Materials,* page 362.

	Options	U.S. Price	Required to Specify
Surface Materials	• Paint price group 1	No cost	Specify paint color number.
	• Paint price group 2	+$ 41	Specify paint color number.
	• Paint price group 3	+$ 72	Specify paint color number.
	Single door frames with transom 8'0"H through 10'0"H		
	• Glass price group 1	No cost	Specify glass number for transom.
	• Glass price group 2	+$ 132	Specify glass number for transom.
	• Glass price group 3	+$ 159	Specify glass number for transom.
	• Glass price group 4	N.A.	Specify glass number for transom.
	• Glass price group 5	N.A.	Specify glass number for transom.
	• Glass price group 6	N.A.	Specify glass number for transom.
	• Glass price group 7	+$ 822	Specify glass number for transom.
	Pair door frames with transom 8'0"H through 10'0"H		
	• Glass price group 1	No cost	Specify glass number for transom.
	• Glass price group 2	+$ 261	Specify glass number for transom.
	• Glass price group 3	+$ 318	Specify glass number for transom.
	• Glass price group 4	N.A.	Specify glass number for transom.
	• Glass price group 5	N.A.	Specify glass number for transom.
	• Glass price group 6	N.A.	Specify glass number for transom.
	• Glass price group 7	+$1645	Specify glass number for transom.
Post Extension	• Post extensions modified to accommodate recessed ceiling track (ordered separately)	No cost	Specify *with post extensions for recessed ceiling track interface.*
	• Post extensions modified to accommodate overlapping ceiling track (ordered separately)	No cost	Specify *with post extensions for overlapping ceiling track interface.*
Ceiling Height	**Single door frames with transom**		
	• 8'0" through 9'0"	No cost	Specify ceiling height in 1" increments.
	• 9'1" through 10'0"	+$ 75	Specify ceiling height in 1" increments.
	Pair door frames with transom		
	• 8'0" through 9'0"	No cost	Specify ceiling height in 1" increments.
	• 9'1" through 10'0"	+$ 138	Specify ceiling height in 1" increments.
Swing Orientation ▶ Page 48	• Left-hand door frame	No cost	Specify *with left-hand door frame.*
	• Right-hand door frame	No cost	Specify *with right-hand door frame.*
Switch Cutout ▶ Page 35	• Without cutout	No cost	Specify *without cutout.*
	• With low-voltage switch cutout	+$ 52	Specify *with low-voltage switch cutout.*
	• With high-voltage switch cutout	+$ 52	Specify *with high-voltage switch cutout.*
Related Products	• Door leaves		▶ Page 148
	• Passage sets and locksets		▶ Page 160
	• Hinges		▶ Page 165
	• Stops		▶ Page 165
	• Switches		▶ Page 167
	• Ceiling tracks		▶ Page 240
	• Feature strips		▶ Page 250

▶ **Options, continued on next page**

Tip: SmartTools options are available and easily ordered when using SmartTools software. If you do not have access to SmartTools software, these options can also be ordered using the normal Specials RFQ (Request For Quote) process.

Tip: Standard Privacy Wall ceiling heights are 8'0" through 10'0".

Tip: Panels for ceiling height of 10'1" to 11'0" are available in width up to 48"W only.

Options, continued from previous page

	SmartTools Options	U.S. Price	Required to Specify
Muntin (Transom only)	**Additional muntin** • Muntin	+$281	Specify *with muntin.*
	Change muntin size • Change to 1½"H or 2¼"H	No cost	Specify muntin size.
	Change muntin location • Change muntin location	No cost	Specify muntin location.
Parametric Ceiling Height (Transom only)	• 10'1" through 11'0" (Available in 1" increments)	+$220	Specify ceiling height in 1" increments.
Base	• 4"H base	+$ 84	Specify to accept 4"H base.

Specification Information

• Width	• Style Number	• U.S. Base Price

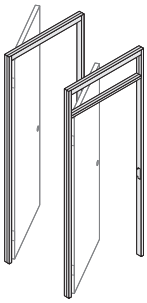

Single Door Frames

Full-Height		
40"	**GPDSBF**	$1491
With Transom		
40"	**GPDSBT**	$2303

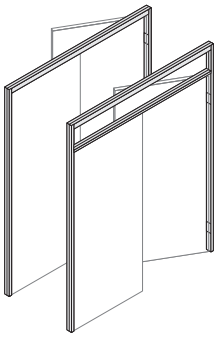

Pair Frames

Full-Height		
76"	**GPDPBF**	$1521
With Transom		
76"	**GPDPBT**	$2443

Pivot-Hinged Door Frames

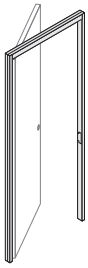

Tip: Glass door is available up to 9'0"H ceiling height.

Tip: Privacy Wall pivot-hinged frames work with Privacy Wall door leaves only.

Tip: Strike plate finish is available on single frames only.

Tip: Door frame glass option is available on transom door frames only.

Tip: For information regarding Etched and Pattern Glass Planning.
▶ Page 98

Tip: Cutout option is not available on pair door frames.

Tip: Swing orientation is available on single pivot-hinged door frame with transom only to properly orient etched and patterned glass.

	Standard Includes	Required to Specify
▶ Need help? Product details, page 42	• Ceiling height from 8'0"H to 10'0"H, in one-inch increments • Reversible, pivot-hinged door frame with plinths: paint • Factory prep for pivot hinges *Tip: Order door hardware separately.* • Transom, if selected: glass • Strike plate	1 Style number 2 Ceiling height 3 Swing orientation 4 Paint color number for frame and plinths 5 Glass number for transom, if selected 6 Metal color number for strike plate: 9200 Satin Chrome 9201 Polished Chrome 7 Post extension 8 Factory prep for cylindrical or mortise passage set or lockset, if selected 9 Options, if selected (see below) ▶ See *Surface Materials,* page 362.

	Options	U.S. Price	Required to Specify
Surface Materials	**Door frame**		
	• Paint price group 1	No cost	Specify paint color number.
	• Paint price group 2	+$ 41	Specify paint color number.
	• Paint price group 3	+$ 72	Specify paint color number.
	Strike plate		
	• Satin chrome	No cost	Specify *with 9200 Satin Chrome.*
	• Polished chrome	+$ 36	Specify *with 9201 Polished Chrome.*
	Single door frames with transom 8'0"H through 10'0"H		
	• Glass price group 1	No cost	Specify glass number for transom.
	• Glass price group 2	+$ 132	Specify glass number for transom.
	• Glass price group 3	+$ 159	Specify glass number for transom.
	• Glass price group 4	N.A.	Specify glass number for transom.
	• Glass price group 5	N.A.	Specify glass number for transom.
	• Glass price group 6	N.A.	Specify glass number for transom.
	• Glass price group 7	+$ 822	Specify glass number for transom.
	Pair door frames with transom 8'0"H through 10'0"H		
	• Glass price group 1	No cost	Specify glass number for transom.
	• Glass price group 2	+$ 261	Specify glass number for transom.
	• Glass price group 3	+$ 318	Specify glass number for transom.
	• Glass price group 4	N.A.	Specify glass number for transom.
	• Glass price group 5	N.A.	Specify glass number for transom.
	• Glass price group 6	N.A.	Specify glass number for transom.
	• Glass price group 7	+$1645	Specify glass number for transom.
Post Extension	• Post extensions modified to accommodate recessed ceiling track (ordered separately)	No cost	Specify *with post extensions for recessed ceiling track interface.*
	• Post extensions modified to accommodate overlapping ceiling track (ordered separately)	No cost	Specify *with post extensions for overlapping ceiling track interface.*
Ceiling Height	**Single door frames**		
	• 8'0" through 9'0"	No cost	Specify ceiling height in 1" increments.
	• 9'1" through 10'0"	+$ 75	Specify ceiling height in 1" increments.
	Pair door frames		
	• 8'0" through 9'0"	No cost	Specify ceiling height in 1" increments.
	• 9'1" through 10'0"	+$ 138	Specify ceiling height in 1" increments.
Swing Orientation ▶ Page 48	**For single pivot-hinged door frame with transom**		
	• Left-hand door frame	No cost	Specify *with left-hand door frame.*
	• Right-hand door frame	No cost	Specify *with right-hand door frame.*
Lock Prep ▶ Page 44	• Strike plate and factory prep for cylindrical passage set or lockset	No cost	Specify *with cylindrical prep.*
	• Strike plate and factory prep for mortise passage set or lockset	+$ 107	Specify *with mortise prep.*

▶ **Options, continued on next page**

▶**Options, continued from previous page**

Related Products

• Door leaves	▶Page 152
• Passage sets and locksets	▶Page 160
• Hinges	▶Page 165
• Stops	▶Page 165
• Ceiling tracks	▶Page 240
• Feature strips	▶Page 250

Tip: SmartTools options are available and easily ordered when using SmartTools software. If you do not have access to SmartTools software, these options can also be ordered using the normal Specials RFQ (Request For Quote) process.

	SmartTools Options	U.S. Price	Required to Specify
Muntin (Transom only)	**Additional muntin** • Muntin	+$281	Specify *with muntin.*
	Change muntin size • Change to 1½"H or 2¼"H	No cost	Specify muntin size.
	Change muntin location • Change muntin location	No cost	Specify muntin location.
Parametric Ceiling Height (Transom only)	• 10'1" through 11'0" (Available in 1" increments)	+$220	Specify ceiling height in 1" increments.
Base	• 4"H base	+$ 84	Specify to accept 4"H base.

Tip: Standard Privacy Wall ceiling heights are 8'0" through 10'0".

Specification Information

Width	Style Number	U.S. Base Price

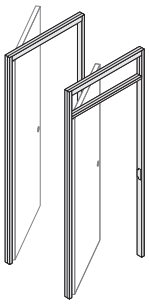

Single Door Frames

Full-Height		
40"	**GPDSPF**	$ 943
With Transom		
40"	**GPDSPT**	$1882

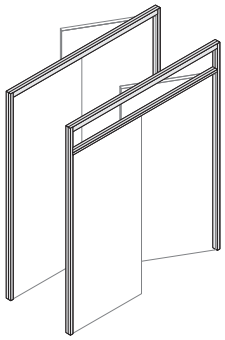

Pair Door Frames

Full-Height		
80"	**GPDPPF**	$ 969
With Transom		
80"	**GPDPPT**	$2325

Pivot-Hinged Door Frames with Switch Cutout

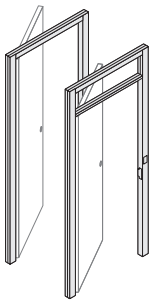

Tip: Glass door is available up to 9'0"H ceiling height.

Tip: Privacy Wall pivot-hinged frames work with Privacy Wall door leaves only.

Tip: For information regarding Etched and Pattern Glass Planning.
▶Page 98

Tip: Glass surface option for transom door frames only.

Tip: Order switch separately.

Tip: As an alternative to a 42"W frame with switch cutout, you can position a low-voltage switch in an in-line feature strip adjacent to a door frame.
▶Page 45

Tip: Door frame glass surface option is available on transom door frames only.

Tip: Swing orientation is available on single pivot-hinged door frame with transom only to properly orient etched and patterned glass.

	Standard Includes	Required to Specify
▶Need help? Product details, page 42	• Ceiling height from 8'0"H to 10'0"H, in one-inch increments • Left-hand reversible, pivot-hinged door frame with plinths: paint • Factory prep for pivot hinges *Tip: Order door hardware separately.* • Transom, if selected: glass • Strike plate	1 Style number 2 Ceiling height 3 Swing orientation 4 Paint color number for frame and plinths 5 Glass number for transom, if selected 6 Metal color number for strike plate: 9200 Satin Chrome 9201 Polished Chrome 7 Post extension 8 Factory prep for cylindrical or mortise passage set or lockset, if selected 9 Options, if selected (see below) ▶See *Surface Materials,* page 362.

	Options	U.S. Price	Required to Specify
Surface Materials	**Door frame**		
	• Paint price group 1	No cost	Specify paint color number.
	• Paint price group 2	+$ 41	Specify paint color number.
	• Paint price group 3	+$ 72	Specify paint color number.
	Strike plate		
	• Satin chrome	No cost	Specify *with 9200 satin chrome.*
	• Polished chrome	+$ 36	Specify *with 9201 polished chrome.*
	Single door frames with transom 8'0"H through 10'0"H		
	• Glass price group 1	No cost	Specify glass number for transom.
	• Glass price group 2	+$132	Specify glass number for transom.
	• Glass price group 3	+$159	Specify glass number for transom.
	• Glass price group 4	N.A.	Specify glass number for transom.
	• Glass price group 5	N.A.	Specify glass number for transom.
	• Glass price group 6	N.A.	Specify glass number for transom.
	• Glass price group 7	+$822	Specify glass number for transom.
Post Extension	• Post extensions modified to accommodate recessed ceiling track (ordered separately)	No cost	Specify *with post extensions for recessed ceiling track interface.*
	• Post extensions modified to accommodate overlapping ceiling track (ordered separately)	No cost	Specify *with post extensions for overlapping ceiling track interface.*
Ceiling Height	**Single door frames with transom**		
	• 8'0" through 9'0"	No cost	Specify ceiling height in 1" increments.
	• 9'1" through 10'0"	+$ 75	Specify ceiling height in 1" increments.
Swing Orientation ▶Page 48	• Left-hand door frame	No cost	Specify *with left-hand door frame.*
	• Right-hand door frame	No cost	Specify *with right-hand door frame.*
Switch Cutout ▶Page 35	• With low-voltage switch cutout	No cost	Specify *with low-voltage switch cutout.*
	• With high-voltage switch cutout	No cost	Specify *with high-voltage switch cutout.*
Lock Prep ▶Page 44	• Strike plate and factory prep for cylindrical passage set or lockset	No cost	Specify *with cylindrical prep.*
	• Strike plate and factory prep for mortise passage set or lockset	+$107	Specify *with mortise prep.*
Related Products	• Door leaves		▶Page 152
	• Passage sets and locksets		▶Page 160
	• Hinges		▶Page 165
	• Stops		▶Page 165
	• Ceiling tracks		▶Page 240
	• Feature strips		▶Page 250

▶**Options, continued on next page**

Tip: SmartTools options are available and easily ordered when using SmartTools software. If you do not have access to SmartTools software, these options can also be ordered using the normal Specials RFQ (Request For Quote) process.

Options, continued from previous page

	SmartTools Options	U.S. Price	Required to Specify
Muntin (Transom only)	**Additional muntin** • Muntin	+$281	Specify *with muntin.*
	Change muntin size • Change to 1½"H or 2¼"H	No cost	Specify muntin size.
	Change muntin location • Change muntin location	No cost	Specify muntin location.
Parametric Ceiling Height (Transom only)	• 10'1" through 11'0" (Available in 1" increments)	+$220	Specify ceiling height in 1" increments.
Base	• 4"H base	+$ 84	Specify to accept 4"H base.

Tip: Standard Privacy Wall ceiling heights are 8'0" through 10'0".

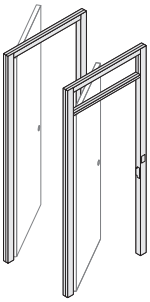

Specification Information		
• **Width**	• **Style Number**	• **U.S. Base Price**

Single Door Frames

Full-Height

42"	**GPDSPFS**	$1924

With Transom

42"	**GPDSPTS**	$2614

Full-Height Butt-Hinged Door Leaves

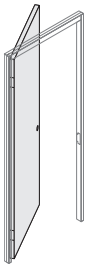

Tip: Glass door is available up to 9'0"H ceiling height.

Tip: For information regarding Etched and Pattern Glass Planning.
▶ Page 98

	Standard Includes	Required to Specify
▶ Need help? Product details, page 32	• Ceiling height from 8'0"H to 10'0"H, in one-inch increments *Exception: Maximum ceiling height of glass doors is 9'0"H.* • Butt-hinged door: paint price group 1, glass price group 1, or flat-cut wood group 1 veneer • Factory prep for butt hinges	1 Style number 2 Ceiling height 3 Swing orientation 4 Paint color number for door, if solid door selected 5 Glass number for glass door, if glass door selected 6 Paint color number for glass door, if glass door selected 7 Wood veneer color number, if selected 8 Factory prep for cylindrical or mortise passage set or lockset, if selected 9 Options, if selected (see below) ▶ See *Surface Materials,* page 362.

	Options	U.S. Price	Required to Specify
Surface Materials	**Glass door surface**		
	• Paint price group 1	No cost	Specify paint color number.
	• Paint price group 2	+$ 41	Specify paint color number.
	• Paint price group 3	+$ 72	Specify paint color number.
	36"W solid single door leaves 8'0"H through 10'0"H		
	• Paint price group 1	No cost	Specify paint color number.
	• Paint price group 3	+$ 165	Specify paint color number.
	• Flat-cut wood group 1 veneer	No cost	Specify wood veneer color number.
	• Quarter-cut wood group 1 veneer	+$ 261	Specify wood veneer color number.
	• Customiz stain	No cost	Specify *with Customiz stain.*
	72"W solid pair door leaves 8'0"H through 10'0"H		
	• Paint price group 1	No cost	Specify paint color number.
	• Paint price group 3	+$ 328	Specify paint color number.
	• Flat-cut wood group 1 veneer	No cost	Specify wood veneer color number.
	• Quarter-cut wood group 1 veneer	+$ 529	Specify wood veneer color number.
	• Customiz stain	No cost	Specify *with Customiz stain.*
	Glass single door 8'0"H through 10'0"H		
	• Glass price group 1	No cost	Specify glass number for lite.
	• Glass price group 2	+$ 585	Specify glass number for lite.
	• Glass price group 3	+$ 698	Specify glass number for lite.
	• Glass price group 4	N.A.	Specify glass number for lite.
	• Glass price group 5	N.A.	Specify glass number for lite.
	• Glass price group 6	N.A.	Specify glass number for lite.
	• Glass price group 7	+$3077	Specify glass number for lite.
Ceiling Height	**36"W solid single door leaves butt-hinged 8'0"H through 10'0"H**		
	• 8'0" through 9'0"	No cost	Specify ceiling height in 1" increments.
	• 9'1" through 10'0"	+$ 417	Specify ceiling height in 1" increments.
	72"W solid pair door leaves butt-hinged 8'0"H through 10'0"H		
	• 8'0" through 9'0"	No cost	Specify ceiling height in 1" increments.
	• 9'1" through 10'0"	+$ 834	Specify ceiling height in 1" increments.
Swing Orientation ▶ Page 48	• Left-hand door frame	No cost	Specify *with left-hand door frame.*
	• Right-hand door frame	No cost	Specify *with right-hand door frame.*
Lock Prep ▶ Page 44	• Strike plate and factory prep for cylindrical passage set or lockset	No cost	Specify *with cylindrical prep.*
	• Strike plate and factory prep for mortise passage set or lockset	+$ 68	Specify *with mortise prep.*
Related Products	• Door frames		▶ Page 142
	• Passage sets and locksets		▶ Page 160
	• Hinges		▶ Page 165
	• Stops		▶ Page 165

Specification Information

Width	Corresponding Frame Width	Style Number	U.S. Base Price

Solid Single Door

35 13/16"	40"	**GPLSSBF40**	$2590

Tip: In some areas or applications, a 12" high bottom rail may be required by code. Check with local code officials to ensure compliance.

Glass Single Door with 5"H Bottom Rail

35 13/16"	40"	**GPLGSBF40**	$6209

Glass Single Door with 12"H Bottom Rail

35 13/16"	40"	**GPLGSBF40B**	$6209

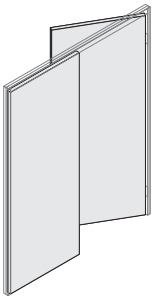

Solid Pair Door

71 5/8"	76"	**GPLSPBF76**	$5290

Transom-Height Butt-Hinged Door Leaves



Tip: For information regarding Etched and Pattern Glass Planning.
▶Page 98.

Tip: Door frame glass surface option is available on transom door frames only.

	Standard Includes	Required to Specify
▶Need help? Product details, page 32	• 7'0"H • Butt-hinged door: paint price group 1, glass price group 1, or flat-cut wood group 1 veneer • Factory prep for butt hinges	1 Style number 2 Paint color number for door, if solid door selected 3 Swing orientation 4 Glass number for glass door, if glass door selected 5 Paint color number for glass door, if glass door selected 6 Wood veneer color number, if selected 7 Factory prep for cylindrical or mortise passage set or lockset, if selected 8 Options, if selected (see below) ▶See *Surface Materials,* page 362.

	Options	U.S. Price	Required to Specify
Surface Materials	**Glass door surface**		
	• Paint price group 1	No cost	Specify paint color number.
	• Paint price group 2	+$ 41	Specify paint color number.
	• Paint price group 3	+$ 72	Specify paint color number.
	36"W solid single door leaves 7'0"H		
	• Paint price group 1	No cost	Specify paint color number.
	• Paint price group 3	+$ 165	Specify paint color number.
	• Flat-cut wood group 1 veneer	No cost	Specify wood veneer color number.
	• Quarter-cut wood group 1 veneer	+$ 237	Specify wood veneer color number.
	• Customiz stain	No cost	Specify *with Customiz stain.*
	72"W solid pair door leaves 7'0"H		
	• Paint price group 1	No cost	Specify paint color number.
	• Paint price group 3	+$ 328	Specify paint color number.
	• Flat-cut wood group 1 veneer	No cost	Specify wood veneer color number.
	• Quarter-cut wood group 1 veneer	+$ 475	Specify wood veneer color number.
	• Customiz stain	No cost	Specify *with Customiz stain.*
	Glass single door 7'0"H		
	• Glass price group 1	No cost	Specify glass number for lite.
	• Glass price group 2	+$ 585	Specify glass number for lite.
	• Glass price group 3	+$ 698	Specify glass number for lite.
	• Glass price group 4	N.A.	Specify glass number for lite.
	• Glass price group 5	N.A.	Specify glass number for lite.
	• Glass price group 6	N.A.	Specify glass number for lite.
	• Glass price group 7	+$3077	Specify glass number for lite.
Swing Orientation ▶Page 48	• Left-hand door frame	No cost	Specify *with left-hand door frame.*
	• Right-hand door frame	No cost	Specify *with right-hand door frame.*
Lock Prep ▶Page 44	• Strike plate and factory prep for cylindrical passage set or lockset	No cost	Specify *with cylindrical prep.*
	• Strike plate and factory prep for mortise passage set or lockset	+$ 68	Specify *with mortise prep.*
Related Products	• Door frames		▶Page 142
	• Passage sets and locksets		▶Page 160
	• Hinges		▶Page 165
	• Stops		▶Page 165

Specification Information

Width	Corresponding Frame Width	Style Number	U.S. Base Price

Solid Single Door

35 13/16"	40"	**GPLSSBT40**	$2376

Glass Single Door with 5"H Bottom Rail

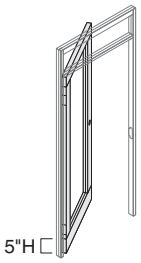

Tip: In some areas or applications, a 12" high bottom rail may be required by code. Check with local code officials to ensure compliance.

35 13/16"	40"	**GPLGSBT40**	$6048

Glass Single Door with 12"H Bottom Rail

35 13/16"	40"	**GPLGSBT40B**	$6048

Solid Pair Door

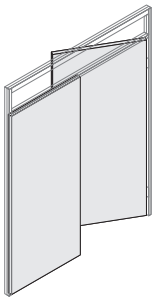

71 5/8"	76"	**GPLSPBT76**	$4867

Full-Height Pivot-Hinged Door Leaves

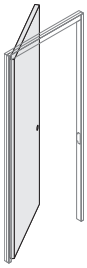

Tip: Glass door is available up to 9'0"H ceiling height.

Tip: Privacy Wall pivot-hinged door leaves work with Privacy Wall door frames only.

Tip: For information regarding Etched and Pattern Glass Planning.
▶Page 98.

Tip: Door frame glass surface option is available on transom door frames only.

Tip: Ceiling height option is available on solid door leaves only.

Tip: Swing orientation is available on single pivot-hinged door frame with transom only.

	Standard Includes	Required to Specify
▶Need help? Product details, page 42	• Ceiling height from 8'0"H to 10'0"H, in one-inch increments *Exception: Maximum ceiling height of glass doors is 9'0"H.* • Reversible pivot-hinged door: paint, glass, or flat-cut veneer • Factory prep for pivot hinges	1 Style number 2 Ceiling height 3 Paint color number for door, if solid door selected 4 Glass number for glass door, if glass door selected 5 Paint color number for glass door, if glass door selected 6 Wood veneer color number, if selected 7 Factory prep for cylindrical or mortise passage set or lockset, if selected 8 Options, if selected (see below) ▶See *Surface Materials,* page 362.

	Options	U.S. Price	Required to Specify
Surface Materials	**Glass door surface**		
	• Paint price group 1	No cost	Specify paint color number.
	• Paint price group 2	+$ 41	Specify paint color number.
	• Paint price group 3	+$ 72	Specify paint color number.
	37 3/16"W solid single door leaf 8'0"H through 10'0"H		
	• Paint price group 1	No cost	Specify paint color number.
	• Paint price group 3	+$ 165	Specify paint color number.
	• Flat-cut wood group 1 veneer	No cost	Specify wood veneer color number.
	• Quarter-cut wood group 1 veneer	+$ 261	Specify wood veneer color number.
	• Customiz stain	No cost	Specify *with Customiz stain.*
	77 1/2"W solid pair door leaves 8'0"H through 10'0"H		
	• Paint price group 1	No cost	Specify paint color number.
	• Paint price group 3	+$ 328	Specify paint color number.
	• Flat-cut wood group 1 veneer	No cost	Specify wood veneer color number.
	• Quarter-cut wood group 1 veneer	+$ 529	Specify wood veneer color number.
	• Customiz stain	No cost	Specify *with Customiz stain.*
	Glass single door 8'0"H through 9'0"H		
	• Glass price group 1	No cost	Specify glass number for lite.
	• Glass price group 2	+$ 585	Specify glass number for lite.
	• Glass price group 3	+$ 698	Specify glass number for lite.
	• Glass price group 4	N.A.	Specify glass number for lite.
	• Glass price group 5	N.A.	Specify glass number for lite.
	• Glass price group 6	N.A.	Specify glass number for lite.
	• Glass price group 7	+$3077	Specify glass number for lite.
Ceiling Height	**Solid single door leaves**		
	• 8'0" through 9'0"	No cost	Specify ceiling height in 1" increments.
	• 9'1" through 10'0"	+$ 417	Specify ceiling height in 1" increments.
	Solid pair door leaves		
	• 8'0" through 9'0"	No cost	Specify ceiling height in 1" increments.
	• 9'1" through 10'0"	+$ 834	Specify ceiling height in 1" increments.
Lock Prep ▶Page 44	• Strike plate and factory prep for cylindrical passage set or lockset	No cost	Specify *with cylindrical prep.*
	• Strike plate and factory prep for mortise passage set or lockset	+$ 68	Specify *with mortise prep.*
Related Products	• Door frames		▶Page 144
	• Passage sets and locksets		▶Page 160
	• Hinges		▶Page 165
	• Stops		▶Page 165

Specification Information

Width	Corresponding Frame Width	Style Number	U.S. Base Price

Solid Single Door

37 3/16"	40"	**GPLSSPF40**	$3159

Tip: In some areas or applications, a 12" high bottom rail may be required by code. Check with local code officials to ensure compliance.

Glass Single Door with 5"H Bottom Rail

37 3/16"	40"	**GPLGSPF40**	$6209

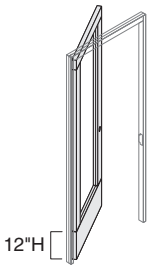

Glass Single Door with 12"H Bottom Rail

37 3/16"	40"	**GPLGSPF40B**	$6209



Solid Pair Door

77 1/2"	80"	**GPLSPPF80**	$6432

Transom-Height Pivot-Hinged Door Leaves



Tip: Privacy Wall pivot-hinged door leaves work with Privacy Wall door frames only.

Tip: For information regarding Etched and Pattern Glass Planning.
▶Page 98.

	Standard Includes	Required to Specify
▶Need help? Product details, page 42	• 7'0"H • Reversible pivot-hinged door: paint price group 1, glass price group 1, or flat-cut wood group 1 veneer • Factory prep for pivot hinges	1 Style number 2 Paint color number for door, if solid door selected 3 Glass number for glass door, if glass door selected 4 Paint color number for glass door, if glass door selected 5 Wood veneer color number, if selected 6 Factory prep for cylindrical or mortise passage set or lockset, if selected 7 Options, if selected (see below) ▶See *Surface Materials,* page 362.

	Options	U.S. Price	Required to Specify
Surface Materials	**Transom-height glass door leaves**		
	• Paint price group 1	No cost	Specify paint color number.
	• Paint price group 2	+$ 41	Specify paint color number.
	• Paint price group 3	+$ 72	Specify paint color number.
	37 3/16"W solid single door leaves 7'0"H		
	• Paint price group 1	No cost	Specify paint color number.
	• Paint price group 3	+$ 165	Specify paint color number.
	• Flat-cut wood group 1 veneer	No cost	Specify wood veneer color number.
	• Quarter-cut wood group 1 veneer	+$ 237	Specify wood veneer color number.
	• Customiz stain	No cost	Specify *with Customiz stain.*
	77 1/2"W solid pair door leaves 7'0"H		
	• Paint price group 1	No cost	Specify paint color number.
	• Paint price group 3	+$ 328	Specify paint color number.
	• Flat-cut wood group 1 veneer	No cost	Specify wood veneer color number.
	• Quarter-cut wood group 1 veneer	+$ 475	Specify wood veneer color number.
	• Customiz stain	No cost	Specify *with Customiz stain.*
	Glass single door 7'0"H		
	• Glass price group 1	No cost	Specify glass number for lite.
	• Glass price group 2	+$ 585	Specify glass number for lite.
	• Glass price group 3	+$ 698	Specify glass number for lite.
	• Glass price group 4	N.A.	Specify glass number for lite.
	• Glass price group 5	N.A.	Specify glass number for lite.
	• Glass price group 6	N.A.	Specify glass number for lite.
	• Glass price group 7	+$3077	Specify glass number for lite.
Lock Prep ▶Page 44	• Strike plate and factory prep for cylindrical passage set or lockset	No cost	Specify *with cylindrical prep.*
	• Strike plate and factory prep for mortise passage set or lockset	+$ 68	Specify *with mortise prep.*
Related Products	• Door frames		▶Page 144
	• Passage sets and locksets		▶Page 160
	• Hinges		▶Page 165
	• Stops		▶Page 165

Specification Information

Width	Corresponding Frame Width	Style Number	U.S. Base Price

Solid Single Door

37 3/16"	40"	**GPLSSPT40**	$2895

Tip: In some areas or applications, a 12" high bottom rail may be required by code. Check with local code officials to ensure compliance.

Glass Single Door with 5"H Bottom Rail

37 3/16"	40"	**GPLGSPT40**	$6048

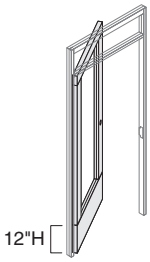

Glass Single Door with 12"H Bottom Rail

37 3/16"	40"	**GPLGSPT40B**	$6048

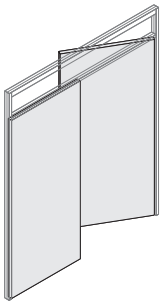

Solid Pair Door

77 1/2"	80"	**GPLSPPT80**	$5908

Full-Height Pivot-Hinged Door Leaves for Use with Switch Cutout

Tip: Glass door is available up to 9'0"H ceiling height.

Tip: Privacy Wall pivot-hinged door leaves work with Privacy Wall door frames only.

Tip: For information regarding Etched and Pattern Glass Planning.
▶Page 98.

Tip: Ceiling height option is available on solid door leaves only.

	Standard Includes	Required to Specify
▶Need help? Product details, page 42	• Ceiling height from 8'0"H to 10'0"H, in one-inch increments *Exception: Maximum ceiling height of glass doors is 9'0"H.* • Reversible pivot-hinged door: paint price group 1, glass price group 1, or flat-cut wood group 1 veneer • Factory prep for pivot hinges	1 Style number 2 Ceiling height 3 Paint color number for door, if solid door selected 4 Glass number for glass door, if glass door selected 5 Paint color number for glass door, if glass door selected 6 Wood veneer color number, if selected 7 Factory prep for cylindrical or mortise passage set or lockset, if selected 8 Options, if selected (see below) ▶See *Surface Materials,* page 362.

	Options	U.S. Price	Required to Specify
Surface Materials	**Full-height glass door leaves surface options**		
	• Paint price group 1	No cost	Specify paint color number.
	• Paint price group 2	+$ 41	Specify paint color number.
	• Paint price group 3	+$ 72	Specify paint color number.
	36⅜"W solid door leaves 8'0"H through 10'0"H		
	• Paint price group 1	No cost	Specify paint color number.
	• Paint price group 3	+$ 165	Specify paint color number.
	• Flat-cut wood group 1 veneer	No cost	Specify wood veneer color number.
	• Quarter-cut wood group 1 veneer	+$ 261	Specify wood veneer color number.
	• Customiz stain	No cost	Specify *with Customiz stain.*
	Glass single door		
	• Glass price group 1	No cost	Specify glass number for lite.
	• Glass price group 2	+$ 585	Specify glass number for lite.
	• Glass price group 3	+$ 698	Specify glass number for lite.
	• Glass price group 4	N.A.	Specify glass number for lite.
	• Glass price group 5	N.A.	Specify glass number for lite.
	• Glass price group 6	N.A.	Specify glass number for lite.
	• Glass price group 7	+$3263	Specify glass number for lite.
Ceiling Height	**Solid single door leaves**		
	• 8'0" through 9'0"	No cost	Specify ceiling height in 1" increments.
	• 9'1" through 10'0"'	+$ 417	Specify ceiling height in 1" increments.
Lock Prep ▶Page 44	• Strike plate and factory prep for cylindrical passage set or lockset	No cost	Specify *with cylindrical prep.*
	• Strike plate and factory prep for mortise passage set or lockset	+$ 68	Specify *with mortise prep.*
Related Products	• Door frames		▶Page 146
	• Passage sets and locksets		▶Page 160
	• Hinges		▶Page 165
	• Stops		▶Page 165

Full-Height Pivot-Hinged Door Leaves for Use with Switch Cutout

Specification Information

Width	Corresponding Frame Width	Style Number	U.S. Base Price

Solid Single Door

36⅝"	42"	**GPLSSPF42**	$3159

Glass Single Door with 5"H Bottom Rail

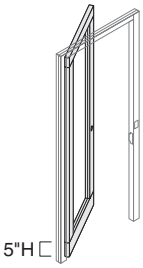

Tip: In some areas or applications, a 12" high bottom rail may be required by code. Check with local code officials to ensure compliance.

36⅝"	42"	**GPLGSPF42**	$6209

Glass Single Door wih 12"H Bottom Rail

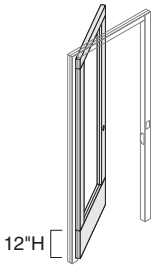

36⅝"	42"	**GPLGSPF42B**	$6209

Transom-Height Pivot-Hinged Door Leaves for Use with Switch Cutout

Tip: Privacy Wall pivot-hinged door leaves work with Privacy Wall door frames only.

Tip: For information regarding Etched and Pattern Glass Planning.
▶Page 98.

Tip: Door frame glass surface option is available on transom door frames only.

	Standard Includes	Required to Specify
▶Need help? Product details, page 42	• 7'0"H • Reversible pivot-hinged door: paint price group 1, glass price group 1, or flat-cut wood group 1 veneer • Factory prep for pivot hinges	1 Style number 2 Paint color number for door, if solid door selected 3 Glass number for glass door, if glass door selected 4 Paint color number for glass door, if glass door selected 5 Wood veneer color number, if selected 6 Factory prep for cylindrical or mortise passage set or lockset, if selected 7 Options, if selected (see below) ▶See *Surface Materials,* page 362.

	Options	U.S. Price	Required to Specify
Surface Materials	**Transom-height glass door leaves surface options**		
	• Paint price group 1	No cost	Specify paint color number.
	• Paint price group 2	+$ 41	Specify paint color number.
	• Paint price group 3	+$ 72	Specify paint color number.
	36⅜"W solid door leaves 8'0"H through 10'0"H		
	• Paint price group 1	No cost	Specify paint color number.
	• Paint price group 3	+$ 165	Specify paint color number.
	• Flat-cut wood group 1 veneer	No cost	Specify wood veneer color number.
	• Quarter-cut wood group 1 veneer	+$ 237	Specify wood veneer color number.
	• Customiz stain	No cost	Specify *with Customiz stain.*
	Glass single door 7'0"H		
	• Glass price group 1	No cost	Specify glass number for lite.
	• Glass price group 2	+$ 585	Specify glass number for lite.
	• Glass price group 3	+$ 698	Specify glass number for lite.
	• Glass price group 4	N.A.	Specify glass number for lite.
	• Glass price group 5	N.A.	Specify glass number for lite.
	• Glass price group 6	N.A.	Specify glass number for lite.
	• Glass price group 7	+$3263	Specify glass number for lite.
Lock Prep ▶Page 44	• Strike plate and factory prep for cylindrical passage set or lockset	No cost	Specify *with cylindrical prep.*
	• Strike plate and factory prep for mortise passage set or lockset	+$ 68	Specify *with mortise prep.*
Related Products	• Door frames		▶Page 146
	• Passage sets and locksets		▶Page 160
	• Hinges		▶Page 165
	• Stops		▶Page 165

Transom-Height Pivot-Hinged
Door Leaves for Use with
Switch Cutout

Specification Information

Width	Corresponding Frame Width	Style Number	U.S. Base Price

Solid Single Door



36⅜"	42"	**GPLSSPT42**	$2895

Glass Single Door with 5"H Bottom Rail

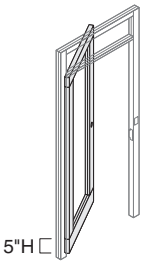

Tip: In some areas or applications, a 12" high bottom rail may be required by code. Check with local code officials to ensure compliance

36⅜"	42"	**GPLGSPT42**	$6048

Glass Single Door with 12"H Bottom Rail

36⅜"	42"	**GPLGSPT42B**	$6048

Hardware and Accessories for Swing Doors

Cylindrical Passage Set and Lockset

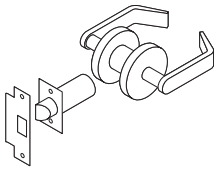

Tip: When the black finish is specified on latchsets, the strike plate will default to the satin chrome finish.

	Standard Includes	Required to Specify
▶ Need help? Product details, page 34	• Cylindrical passage set or lockset, keyed randomly • Strike plate: 9200 Satin Chrome or 9201 Polished Chrome	1 Style number 2 Metal color number for passage set or lockset: 4710 Low Gloss Black 9200 Satin Chrome 9201 Polished Chrome 3 Options, if selected (see below)

	Options	U.S. Price	Required to Specify
Surface Materials	• 9200 Satin Chrome	No cost	Specify *with satin chrome.*
	• 9201 Polished Chrome	+$ 36	Specify *with polished chrome.*
	• 4710 Low Gloss Black		
	– Cylindrical Passage Set	+$680	Specify *with low gloss black.*
	– Cylindrical Lockset	+$768	Specify *with low gloss black.*

Specification Information	
Style Number	**U.S. Base Price**

Cylindrical Passage Set

GPDCLA	$ 907

Cylindrical Lockset

GPDCLO	$1238

Mortise Passage Set and Lockset

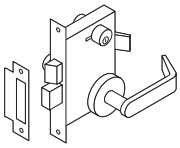

Tip: When the black finish is specified on latchsets, the strike plate will default to the satin chrome finish.

Tip: Door frame glass surface option is available on transom door frames only.

Tip: Ceiling height option is available on solid door leaves only.

Tip: Swing orientation is available on single-pivot-hinged door frame with transom only.

	Standard Includes	Required to Specify
▶ Need help? Product details, page 34	• Mortise passage set or lockset, keyed randomly • Strike plate: 9200 Satin Chrome or 9201 Polished Chrome	1 Style number 2 Metal color number for passage set or lockset: 4710 Low Gloss Black 9200 Satin Chrome 9201 Polished Chrome 3 Options, if selected (see below)

	Options	U.S. Price	Required to Specify
Surface Materials	• 9200 Satin Chrome	No cost	Specify *with satin chrome.*
	• 9201 Polished Chrome	+$ 53	Specify *with polished chrome.*
	• 4710 Low Gloss Black		
	– Mortise Passage Set	+$205	Specify *with low gloss black.*
	– Mortise Lockset	+$109	Specify *with low gloss black.*

Specification Information

Style Number	U.S. Base Price

Mortise Passage Set

GPDMLA	$1534

Mortise Lockset

GPDMLO	$1830

Butt Hinge Kits

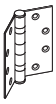

	Standard Includes	Required to Specify
▶ Need help? Product details, page 32	• Set of butt hinges • Hinge kits for pair doors include flush bolts for inactive doors	1 Style number 2 Metal color number for set of hinges and flush bolts: 4710 Low Gloss Black 9200 Satin Chrome 9201 Polished Chrome 3 Options, if selected (see below)

	Options	U.S. Price	Required to Specify
Surface Materials	**Three hinges**		
	• 9200 Satin Chrome	No cost	Specify *with satin chrome.*
	• 9201 Polished Chrome	+$ 51	Specify *with polished chrome.*
	• 4710 Low Gloss Black	+$157	Specify *with low gloss black.*
	Four hinges		
	• 9200 Satin Chrome	No cost	Specify *with satin chrome.*
	• 9201 Polished Chrome	+$ 65	Specify *with polished chrome.*
	• 4710 Low Gloss Black	+$210	Specify *with low gloss black.*
	Six or eight hinges		
	• 9200 Satin Chrome	No cost	Specify *with satin chrome.*
	• 9201 Polished Chrome	+$100	Specify *with polished chrome.*
	• 4710 Low Gloss Black		
	– Six hinges	+$313	Specify *with low gloss black.*
	– Eight hinges	+$418	Specify *with low gloss black.*

Specification Information

Number of Hinges	Style Number	U.S. Base Price

Butt Hinges for Single Doors and Frames

For Use with 84"H Door		
3	**GPDBH3**	$221
For Use with Full-Height Door		
4	**GPDBH4**	$291

Butt Hinges for Pair Doors and Frames

For Use with 84"H Door		
6	**GPDBH3P**	$646
For Use with Full-Height Door		
8	**GPDBH4P**	$724

Butt Hinge Kits—Glass Selections Polished Edge Door

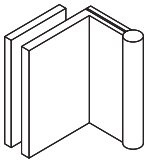

	Standard Includes	Required to Specify
▶ Need help? Product details, page 38	• Set of four hinges for use with Glass Selections polished edge butt-hinged door	1 Style number 2 Paint or metal color number for hinge 3 Options, if selected (see below) ▶ See *Surface Materials,* page 362.

	Options	U.S. Price	Required to Specify
Surface Materials	**Hinge**		
	• Satin chrome	No cost	Specify *with satin chrome.*
	• Black	+$215	Specify *with black.*
Swing Orientation	• Left hand door leaf	No cost	Specify *with left hand door leaf.*
	• Right hand door leaf	No cost	Specify *with right hand door leaf.*

Specification Information

Style Number	U.S. Base Price
GPDBHPE	$1995

Slim Line Hinge Kits—Glass Selections Polished Edge Door

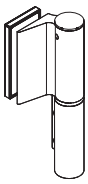

	Standard Includes	Required to Specify
▶ Need help? Product details, page 38	• Set of two hinges for use with Glass Selections polished edge butt-hinged door • Self close functionality, if specified	1 Style number 2 Paint or metal color number for hinge 3 Options, if selected (see below) ▶ See *Surface Materials,* page 362.

	Options	U.S. Price	Required to Specify
Surface Materials	**Hinge**		
	• Satin chrome	No cost	Specify *with satin chrome.*
	• Polished chrome	+$ 85	Specify *with polished chrome.*
	• Black	+$117	Specify *with black.*
Swing Orientation	• Left hand door leaf	No cost	Specify *with left hand door leaf.*
	• Right hand door leaf	No cost	Specify *with right hand door leaf.*
Hinge Functionality	• Free-swinging	No cost	Specify *with free-swinging.*
	• Self-closing 90°	+$281	Specify *with self-closing 90°.*
	• Self-closing 180°	+$281	Specify *with self-closing 180°.*

Specification Information

Style Number	U.S. Base Price
GPDSHPE	$2001

Drop Seal—Glass Selections Butt-Hinged Polished Edge Door

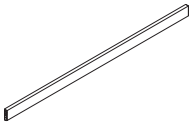

	Standard Includes	Required to Specify
▶ Need help? Product details, page 38	• Drop seal for butt-hinged polished edge door	1 Style number 2 Width (see below under Required Selections) 3 Paint or metal color number for drop seal 4 Options, if selected (see below) ▶ See *Surface Materials,* page 362.

	Required Selections	U.S. Price	Required to Specify
Width	• 40" • 42"	No cost No cost	Specify 40". Specify 42".

	Options	U.S. Price	Required to Specify
Surface Materials	**Drop seal**		
	• Paint price group 1	No cost	Specify paint color number.
	• Paint price group 2	+$23	Specify paint color number.
	• Paint price group 3	+$34	Specify paint color number.
	• Anodized aluminum	No cost	Specify *with anodized aluminum.*

Tip: In order to ensure proper engagement at the drop seal, door frame cannot accommodate any fluctuation in floor height when drop seal is specified.

Specification Information

• Style Number	• U.S. Base Price
GPDDS	$396

Roller Latch—Glass Selections Butt-Hinged Polished Edge Door

	Standard Includes	Required to Specify
▶ Need help? Product details, page 38	• Roller latch: 8031 Brushed Stainless	Style number

Specification Information

• Style Number	• U.S. Price
GPDRL	$206

Tip: Roller latch housing is included with polished edge door leaf when specified.

Pivot Hinge Kits

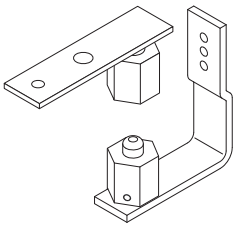

Tip: Hardware finish option applies to flush bolts only as used in pair doors.

Tip: If satin chrome is specified on the pivot hinges, then the flush bolts can be specified in satin chrome or polished chrome. If black is specified on the pivot hinges, then the flush bolts wiil only be specifiable in black.

	Standard Includes	Required to Specify
▶ Need help? Product details, page 42	• Set of pivot hinges: 9200 Satin Chrome • Hinge kits for pair doors include flush bolts for inactive doors	1 Style number 2 Metal color number for flush bolts: 9200 Satin Chrome 9201 Polished Chrome 3 Options, if selected (see below)

	Options	U.S. Price	Required to Specify
Surface Materials	**Single doors and frames**		
	• 9200 Satin Chrome	No cost	Specify *with satin chrome.*
	• 4710 Low Gloss Black	+$273	Specify *with low gloss black.*
	Pair doors and frames		
	• 9200 Satin Chrome	No cost	Specify *with satin chrome.*
	• 9201 Polished Chrome	+$ 47	Specify *with polished chrome.*
	• 4710 Low Gloss Black	+$545	Specify *with low gloss black.*

Specification Information

• Style Number	• U.S. Base Price

Pivot Hinges for Single Doors and Frames

GPDPHS	$ 446

Pivot Hinges for Pair Doors and Frames

GPDPHSP	$1483

Magnetic Wall Stop

Tip: For use with painted solid or Clerestory panels only.

	Standard Includes	Required to Specify
▶ Need help? Product details, page 34	• Magnetic wall stop	1 Style number 2 Metal color number: 9200 Satin Chrome 9201 Polished Chrome 3 Options, if selected (see below)

	Options	U.S. Price	Required to Specify
Surface Materials	• 9200 Satin Chrome	No cost	Specify *with satin chrome.*
	• 9201 Polished Chrome	+$36	Specify *with polished chrome.*
	• 4710 Low Gloss Black	+$59	Specify *with low gloss black.*

Specification Information

• Style Number	• U.S. Base Price
GPDMWS	$59

Dome-Style Floor Stop

	Standard Includes	Required to Specify
▶ Need help? Product details, page 34	• Dome-style floor stop	1 Style number 2 Metal color number: 9200 Satin Chrome 9201 Polished Chrome 3 Options, if selected (see below)

	Options	U.S. Price	Required to Specify
Surface Materials	• 9200 Satin Chrome	No cost	Specify *with satin chrome.*
	• 4710 Low Gloss Black	+$27	Specify *with low gloss black.*
	• 9201 Polished Chrome	+$36	Specify *with polished chrome.*

Specification Information

Style Number	U.S. Base Price
GPDDFS	$26

Screw-In Base Stop

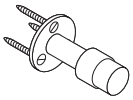

	Standard Includes	Required to Specify
▶ Need help? Product details, page 34	• Screw-in base stop	1 Style number 2 Metal color number: 9200 Satin Chrome 9201 Polished Chrome 3 Options, if selected (see below)

	Options	U.S. Price	Required to Specify
Surface Materials	• 9200 Satin Chrome	No cost	Specify *with satin chrome.*
	• 9201 Polished Chrome	+$ 36	Specify *with polished chrome.*
	• 4710 Low Gloss Black	+$100	Specify *with low gloss black.*

Specification Information

Style Number	U.S. Base Price
GPDSBS	$100

Low-Voltage Switches

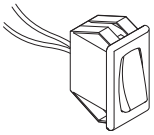

Tip: Switches are UL- and CSA-rated.

Tip: Low-voltage switch assemblies are specified by voltage rating to correspond to the voltage of the lighting system. This ensures that the transformer will be compatible with the lighting system.

Standard Includes		Required to Specify
Need help? Product details, page 35	• Switch: black • 18-gauge wire • Switch plate: black • Transformer	Style number

Specification Information	
Style Number	**U.S. Price**
Low-Voltage Switch (24V) with 120V Transformer	
GPDS120	$427
Low-Voltage Switch (24V) with 277V Transformer	
GPDS277	$443
Low-Voltage Switch (24V) with 347V Transformer	
GPDS347	$530

High-Voltage Switches

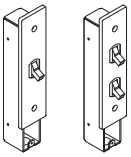

Tip: Switches are UL- and CSA-rated.

Standard Includes		Required to Specify
Need help? Product details, page 35	• Switch: ivory • Electrical box and related hardware • Switch plate: clear anodized satin	Style number

Specification Information	
Style Number	**U.S. Price**
Single Pole Single Switch	
GPDSS1	$273
Single Pole Double Switch	
GPDSD1	$412

Privacy Wall Slider Doors with Tubular Pull

All Glass

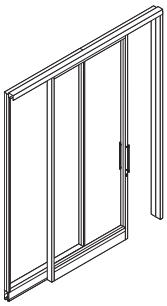

Tip: For information regarding Etched and Pattern Glass Planning.
▶Page *98*.

Tip: Upcharge per lite includes the glass in the door and the side panel.

Tip: Finishes for door hardware can vary slightly from one component to another depending on base metal materiality and finishing processes. When hardware is specified for common assemblies, all hardware components may not match exactly, but are designed to be compatible within a common door opening.

	Standard Includes	Required to Specify
▶Need help? Product details, page 50	• Ceiling height from 8'0"H to 10'0"H, in one-inch increments • Slider door: glass • ¼"-thick clear tempered glass • Door frame: paint • Hardware (tubular door pull, slider lock, and cylinder): metal • Side panel • Slide hardware • Floor track with adjustable levelers to accommodate continuous 5"H base trim (ordered separately): paint • Low-voltage knockout for door switch	1 Style number 2 Ceiling height 3 Paint for frame and muntins 4 Glass color number for full glass, if selected 5 Glass color number(s) for three or four equal divided lites, if selected 6 Glass color number(s) for two or four transom-aligned lites, if selected 7 Paint color number for floor track 8 Post extension 9 Slide orientation 10 Hardware (tubular pull, slider lock, and cylinder) finish, if selected: 4710 Low Gloss Black 8031 Brushed Stainless 11 Options, if selected (see below) ▶See *Surface Materials,* page 362.

	Options	U.S. Price	Required to Specify
Surface Materials	**Glass frame surface**		
	• Paint price group 1	No cost	Specify paint color number.
	• Paint price group 2	+$ 77	Specify paint color number.
	• Paint price group 3	+$ 138	Specify paint color number.
	80"W doors 96"H through 120"H		
	• Glass price group 1	No cost	Specify glass number for door.
	• Glass price group 2	+$1487	Specify glass number for door.
	• Glass price group 3	+$1770	Specify glass number for door.
	• Glass price group 4	N.A.	Specify glass number for door.
	• Glass price group 5	N.A.	Specify glass number for door.
	• Glass price group 6	N.A.	Specify glass number for door.
	• Glass price group 7	+$7964	Specify glass number for door.
	96"W doors 96"H through 120"H		
	• Glass price group 1	No cost	Specify glass number for door.
	• Glass price group 2	+$1787	Specify glass number for door.
	• Glass price group 3	+$2124	Specify glass number for door.
	• Glass price group 4	N.A.	Specify glass number for door.
	• Glass price group 5	N.A.	Specify glass number for door.
	• Glass price group 6	N.A.	Specify glass number for door.
	• Glass price group 7	+$9577	Specify glass number for door.
Hardware (pull, slider lock, and cylinder)	• 8031 Brushed Stainless	No cost	Specify *with brushed stainless.*
	• 4710 Low Gloss Black		
	– No lock	+$ 32	Specify *with low gloss black.*
	– Lock	+$ 341	Specify *with low gloss black.*
Ceiling Height	• 8'0" through 9'0"	No cost	Specify ceiling height in 1" increments.
	• 9'1" through 10'0"	+$ 138	Specify ceiling height in 1" increments.
Pull	• No pull and no door prep for pull	–$ 135	Specify *with no pull.*
Lock	• Door lock with interior thumb latch	+$ 649	Specify *with lock.*

▶**Options, continued on next page**

▶**Options, continued from previous page**

	Options	U.S. Price	Required to Specify
Slide Orientation ▶Page 51	• Left-hand slider door • Right-hand slider door	No cost No cost	Specify *with left-hand slider door.* Specify *with right-hand slider door.*
Post Extension	• Post extensions modified to accommodate recessed ceiling track (ordered separately) • Post extensions modified to accommodate overlapping ceiling track (ordered separately)	No cost No cost	Specify *with post extensions for recessed ceiling track interface.* Specify *with post extensions for overlapping ceiling track interface.*
Related Extension	• Switches • Ceiling tracks • Continuous base trim • Feature strips		▶Page 167 ▶Page 240 ▶Page 246 ▶Page 250

Tip: SmartTools options are available and easily ordered when using SmartTools software. If you do not have access to SmartTools software, these options can also be ordered using the normal Specials RFQ (Request For Quote) process.

Tip: Slider door assembly widths are displayed in actual sizes. Relative width of door and side panel may vary.

	SmartTools Options	U.S. Price	Required to Specify
Parametric Ceiling Height (Available in 1" increments)	• 7'5"H through 7'11"H	No cost	Specify ceiling height in 1" increments.
Parametric Width Slider Door Assembly with Equal Width Door and Side Panel	• 76"W through 79"W and 81"W through 95"W • 97"W through 113"W	No cost +$234	Specify slider door assembly widths in 1" increments. Specify slider door assembly widths in 1" increments.
Parametric Width Slider Door Assembly with Fixed Width Door and Variable Width Side Panel	• 40"W doors: 81"W through 103"W • 48"W doors: 97"W through 111"W	+$239 +$239	Specify slider door assembly widths in 1" increments. Specify slider door assembly widths in 1" increments.
Base	• 4"H base	+$307	Specify to accept 4"H base.

Specification Information

Width	Style Number	U.S. Base Price

All Glass

80"	**GPDSSTF80**	$5282
96"	**GPDSSTF96**	$5476

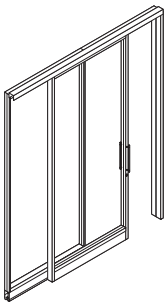

Privacy Wall Slider Doors with Tubular Pull

Two Transom-Aligned Lites

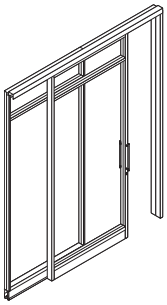

Tip: For information regarding Etched and Pattern Glass Planning.
▶Page *98*.

Tip: Upcharge per lite includes the glass in the door and the side panel.

Tip: Finishes for door hardware can vary slightly from one component to another depending on base metal materiality and finishing processes. When hardware is specified for common assemblies, all hardware components may not match exactly, but are designed to be compatible within a common door opening.

	Standard Includes	Required to Specify
▶Need help? Product details, page 50	• Ceiling height from 8'0"H to 120"H, in one-inch increments • Slider door: glass • 1/4"-thick clear tempered glass • Door frame: paint • Hardware (tubular door pull, slider lock, and cylinder) • Side panel • Slide hardware • Floor track with adjustable levelers to accommodate continuous 5"H base trim (ordered separately): paint • Tubular door pull: brushed stainless • Low-voltage knockout for door switch	1 Style number 2 Ceiling height 3 Paint for frame and muntins 4 Glass color number for full glass, if selected 5 Glass color number(s) for three or four equal divided lites, if selected 6 Glass color number(s) for two or four transom-aligned lites, if selected 7 Paint color number for floor track 8 Post extension 9 Slide orientation 10 Hardware finish (tubular pull, slider lock, and cylinder), if selected: 4710 Low Gloss Black 8031 Brushed Stainless 11 Options, if selected (see below) ▶See *Surface Materials,* page 362.

	Options	U.S. Price	Required to Specify
Surface Materials	**Glass frame surface**		
	• Paint price group 1	No cost	Specify paint color number.
	• Paint price group 2	+$ 77	Specify paint color number.
	• Paint price group 3	+$ 138	Specify paint color number.
	80"W doors 96"H through 120"H (per top lite row of glass)		
	• Glass price group 1	No cost	Specify glass number for door.
	• Glass price group 2	+$ 277	Specify glass number for door.
	• Glass price group 3	+$ 331	Specify glass number for door.
	• Glass price group 4	N.A.	Specify glass number for door.
	• Glass price group 5	N.A.	Specify glass number for door.
	• Glass price group 6	N.A.	Specify glass number for door.
	• Glass price group 7	+$1645	Specify glass number for door.
	80"W doors 96"H through 120"H (per lower lite row of glass)		
	• Glass price group 1	No cost	Specify glass number for door.
	• Glass price group 2	+$1264	Specify glass number for door.
	• Glass price group 3	+$1501	Specify glass number for door.
	• Glass price group 4	N.A.	Specify glass number for door.
	• Glass price group 5	N.A.	Specify glass number for door.
	• Glass price group 6	N.A.	Specify glass number for door.
	• Glass price group 7	+$6318	Specify glass number for door.
	96"W doors 96"H through 120"H (per top lite row of glass)		
	• Glass price group 1	No cost	Specify glass number for door.
	• Glass price group 2	+$ 318	Specify glass number for door.
	• Glass price group 3	+$ 377	Specify glass number for door.
	• Glass price group 4	N.A.	Specify glass number for door.
	• Glass price group 5	N.A.	Specify glass number for door.
	• Glass price group 6	N.A.	Specify glass number for door.
	• Glass price group 7	+$2057	Specify glass number for door.
	96"W doors 96"H through 120"H (per lower lite row of glass)		
	• Glass price group 1	No cost	Specify glass number for door.
	• Glass price group 2	+$1439	Specify glass number for door.
	• Glass price group 3	+$1719	Specify glass number for door.
	• Glass price group 4	N.A.	Specify glass number for door.
	• Glass price group 5	N.A.	Specify glass number for door.
	• Glass price group 6	N.A.	Specify glass number for door.
	• Glass price group 7	+$7521	Specify glass number for door.
Hardware (pull, slider lock, and cylinder)	• 8031 Brushed Stainless	No cost	Specify *with brushed stainless.*
	• 4710 Low Gloss Black		
	– No lock	+$ 32	Specify *with low gloss black.*
	– Lock	+$ 341	Specify *with low gloss black.*
Ceiling Height	• 8'0" through 9'0"	No cost	Specify ceiling height in 1" increments.
	• 9'1" through 10'0"	+$138	Specify ceiling height in 1" increments.

▶**Options, continued on next page**

▶**Options, continued from previous page**

	Options	U.S. Price	Required to Specify
Pull	• No pull and no door prep for pull	–$135	Specify *with no pull.*
Lock	• Door lock with interior	+$649 thumb latch	Specify *with lock.*
Slide Orientation ▶Page 51	• Left-hand slider door • Right-hand slider door	No cost No cost	Specify *with left-hand slider door.* Specify *with right-hand slider door.*
Post Extension	• Post extensions modified to accommodate recessed ceiling track (ordered separately) • Post extensions modified to accommodate overlapping ceiling track (ordered separately)	No cost No cost	Specify *with post extensions for recessed ceiling track interface.* Specify *with post extensions for overlapping ceiling track interface.*
Related Products	• Switches • Ceiling tracks • Continuous base trim • Feature strips		▶Page 167 ▶Page 240 ▶Page 246 ▶Page 250

Tip: SmartTools options are available and easily ordered when using SmartTools software. If you do not have access to SmartTools software, these options can also be ordered using the normal Specials RFQ (Request For Quote) process.

Tip: Slider door assembly widths are displayed in actual sizes. Relative width of door and side panel may vary.

	SmartTools Options	U.S. Price	Required to Specify
Muntin	**Change muntin size** • Change to 1½"H or 2¼"H	No cost	Specify change muntin size.
	Change muntin location • Change muntin location	No cost	Specify change muntin location.
Parametric Width Slider Door Assembly with Equal Width Door and Side Panel	• 76"W through 79"W and 81"W through 95"W • 97"W through 113"W	No cost +$234	Specify slider door assembly widths in 1" increments. Specify slider door assembly widths in 1" increments.
Parametric Width Slider Door Assembly with Fixed Width Door and Variable Width Side Panel	• 40"W doors: 81"W through 103"W • 48"W doors: 97"W through 111"W	+$239 +$239	Specify slider door assembly widths in 1" increments. Specify slider door assembly widths in 1" increments.
Base	• 4"H base	+$307	Specify to accept 4"H base.

Specification Information

Width	Style Number	U.S. Base Price

Two Transom-Aligned Lites

80"	**GPDSST2L80**	$5352
96"	**GPDSST2L96**	$5586

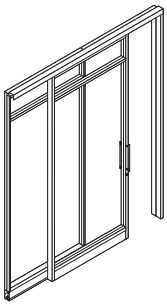

Privacy Wall Slider Doors with Tubular Pull

Three Equal Divided Lites

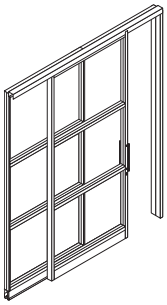

Tip: For information regarding Etched and Pattern Glass Planning.
▶Page *98*.

Tip: Upcharge per lite includes the glass in the door and the side panel.

Tip: Finishes for door hardware can vary slightly from one component to another depending on base metal materiality and finishing processes. When hardware is specified for common assemblies, all hardware components may not match exactly, but are designed to be compatible within a common door opening.

	Standard Includes	Required to Specify
▶Need help? Product details, page 50	• Ceiling height from 8'0"H to 120"H, in one-inch increments • Slider door: glass • 1/4"-thick clear tempered glass • Door frame: paint • Hardware (tubular door pull, slider lock, and cylinder) • Side panel • Slide hardware • Floor track with adjustable levelers to accommodate continuous 5"H base trim (ordered separately): paint • Tubular door pull: brushed stainless • Low-voltage knockout for door switch	1 Style number 2 Ceiling height 3 Paint for frame and muntins 4 Glass color number for full glass, if selected 5 Glass color number(s) for three or four equal divided lites, if selected 6 Glass color number(s) for two or four transom-aligned lites, if selected 7 Paint color number for floor track 8 Post extension 9 Slide orientation 10 Hardware finish (tubular pull, slider lock, and cylinder), if selected: 4710 Low Gloss Black 8031 Brushed Stainless 11 Options, if selected (see below) ▶See *Surface Materials,* page 362.

	Options	U.S. Price	Required to Specify
Surface Materials	**Glass frame surface**		
	• Paint price group 1	No cost	Specify paint color number.
	• Paint price group 2	+$ 77	Specify paint color number.
	• Paint price group 3	+$ 138	Specify paint color number.
	80"W doors 8'0"H through 10'0"H (per row of glass)		
	• Glass price group 1	No cost	Specify glass number for lite.
	• Glass price group 2	+$ 494	Specify glass number for lite.
	• Glass price group 3	+$ 592	Specify glass number for lite.
	• Glass price group 4	N.A.	Specify glass number for lite.
	• Glass price group 5	N.A.	Specify glass number for lite.
	• Glass price group 6	N.A.	Specify glass number for lite.
	• Glass price group 7	+$2652	Specify glass number for lite.
	96"W doors 8'0"H through 10'0"H (per row of glass)		
	• Glass price group 1	No cost	Specify glass number for lite.
	• Glass price group 2	+$ 595	Specify glass number for lite.
	• Glass price group 3	+$ 713	Specify glass number for lite.
	• Glass price group 4	N.A.	Specify glass number for lite.
	• Glass price group 5	N.A.	Specify glass number for lite.
	• Glass price group 6	N.A.	Specify glass number for lite.
	• Glass price group 7	+$3192	Specify glass number for lite.
Hardware (pull, slider lock, and cylinder)	• 8031 Brushed Stainless	No cost	Specify *with brushed stainless.*
	• 4710 Low Gloss Black		
	– No lock	+$ 32	Specify *with low gloss black.*
	– Lock	+$ 341	Specify *with low gloss black.*
Ceiling Height	• 8'0" through 9'0"	No cost	Specify ceiling height in 1" increments.
	• 9'1" through 10'0"	+$ 138	Specify ceiling height in 1" increments.
Pull	• No pull	–$ 135	Specify *with no pull.*
Lock	• Door lock with interior thumb latch	+$ 649	Specify *with lock.*
Slide Orientation ▶Page 51	• Left-hand slider door	No cost	Specify *with left-hand slider door.*
	• Right-hand slider door	No cost	Specify *with right-hand slider door.*
Post Extension	• Post extensions modified to accommodate recessed ceiling track (ordered separately)	No cost	Specify *with post extensions for recessed ceiling track interface.*
	• Post extensions modified to accommodate overlapping ceiling track (ordered separately)	No cost	Specify *with post extensions for overlapping ceiling track interface.*

▶**Options, continued on next page**

▶**Options, continued from previous page**

Related Products

• Switches	▶Page 167
• Ceiling tracks	▶Page 240
• Continuous base trim	▶Page 246
• Feature strips	▶Page 250

Tip: SmartTools options are available and easily ordered when using SmartTools software. If you do not have access to SmartTools software, these options can also be ordered using the normal Specials RFQ (Request For Quote) process.

Tip: Slider door assembly widths are displayed in actual sizes. Relative width of door and side panel may vary.

Tip: Muntin quantity and location must match door assembly and side panel. See Privacy Wall Slider Doors.
▶Page 51.

	SmartTools Options	U.S. Price	Required to Specify
Muntin	**Change muntin size** • Change to 1½"H or 2¼"H	No cost	Specify muntin size.
	Change muntin location • Change muntin location	No cost	Specify muntin location.
Parametric Ceiling Height (Available in 1" increments)	• 7'5"H through 7'11"H	No cost	Specify ceiling height in 1" increments.
Parametric Width Slider Door Assembly with Equal Width Door and Side Panel	• 76"W through 79"W and 81"W through 95"W	No cost	Specify slider door assembly widths in 1" increments.
	• 97"W through 113"W	+$234	Specify slider door assembly widths in 1" increments.
Parametric Width Slider Door Assembly with Fixed Width Door and Variable Width Side Panel	• 40"W doors: 81"W through 103"W	+$239	Specify slider door assembly widths in 1" increments.
	• 48"W doors: 97"W through 111"W	+$239	Specify slider door assembly widths in 1" increments.
Base	• 4"H base	+$307	Specify to accept 4"H base.

Specification Information

• Width	• Style Number	• U.S. Base Price

Three Equal Divided Lites

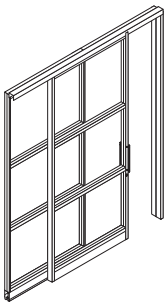

80"	**GPDSST3E80**	$5439
96"	**GPDSST3E96**	$5676

Privacy Wall Slider Doors with Tubular Pull

Four Equal Divided Lites

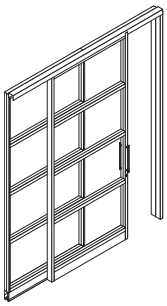

Tip: For information regarding Etched and Pattern Glass Planning.
▶Page *98*.

Tip: Upcharge per lite includes the glass in the door and the side panel.

Tip: Finishes for door hardware can vary slightly from one component to another depending on base metal materiality and finishing processes. When hardware is specified for common assemblies, all hardware components may not match exactly, but are designed to be compatible within a common door opening.

▶Need help? Product details, page 50

Standard Includes

- Ceiling height from 8'0"H to 120"H, in one-inch increments
- Slider door: glass
- ¼"-thick clear tempered glass
- Door frame: paint
- Hardware (tubular door pull, slider lock, and cylinder): metal
- Side panel
- Slide hardware
- Floor track with adjustable levelers to accommodate continuous 5"H base trim (ordered separately): paint
- Tubular door pull: brushed stainless
- Low-voltage knockout for door switch

Required to Specify

1. Style number
2. Ceiling height
3. Paint for frame and muntins
4. Glass color number for full glass, if selected
5. Glass color number(s) for three or four equal divided lites, if selected
6. Glass color number(s) for two or four transom-aligned lites, if selected
7. Paint color number for floor track
8. Post extension
9. Slide orientation
10. Hardware (tubular pull, slider lock, and cylinder) finish, if selected:
    4710 Low Gloss Black
    8031 Brushed Stainless
11. Options, if selected (see below)
    ▶See *Surface Materials,* page 362.

	Options	U.S. Price	Required to Specify
Surface Materials	**Glass frame surface**		
	• Paint price group 1	No cost	Specify paint color number.
	• Paint price group 2	+$ 77	Specify paint color number.
	• Paint price group 3	+$ 138	Specify paint color number.
	80"W doors 8'0"H through 10'0"H (per row of glass)		
	• Glass price group 1	No cost	Specify glass number for lite.
	• Glass price group 2	+$ 372	Specify glass number for lite.
	• Glass price group 3	+$ 446	Specify glass number for lite.
	• Glass price group 4	N.A.	Specify glass number for lite.
	• Glass price group 5	N.A.	Specify glass number for lite.
	• Glass price group 6	N.A.	Specify glass number for lite.
	• Glass price group 7	+$1989	Specify glass number for lite.
	96"W doors 8'0"H through 10'0"H (per row of glass)		
	• Glass price group 1	No cost	Specify glass number for lite.
	• Glass price group 2	+$ 446	Specify glass number for lite.
	• Glass price group 3	+$ 537	Specify glass number for lite.
	• Glass price group 4	N.A.	Specify glass number for lite.
	• Glass price group 5	N.A.	Specify glass number for lite.
	• Glass price group 6	N.A.	Specify glass number for lite.
	• Glass price group 7	+$2394	Specify glass number for lite.
Hardware (pull, slider lock, and cylinder)	• 8031 Brushed Stainless	No cost	Specify *with brushed stainless.*
	• 4710 Low Gloss Black		
	– No lock	+$ 32	Specify *with low gloss black.*
	– Lock	+$ 341	Specify *with low gloss black.*
Ceiling Height	• 8'0" through 9'0"	No cost	Specify ceiling height in 1" increments.
	• 9'1" through 10'0"	+$ 138	Specify ceiling height in 1" increments.
Pull	• No pull	–$ 135	Specify *with no pull.*
Lock	• Door lock with interior thumb latch	+$ 649	Specify *with lock.*
Slide Orientation ▶Page 51	• Left-hand slider door	No cost	Specify *with left-hand slider door.*
	• Right-hand slider door	No cost	Specify *with right-hand slider door.*
Post Extension	• Post extensions modified to accommodate recessed ceiling track (ordered separately)	No cost	Specify *with post extensions for recessed ceiling track interface.*
	• Post extensions modified to accommodate overlapping ceiling track (ordered separately)	No cost	Specify *with post extensions for overlapping ceiling track interface.*

Related Products

• Switches	▶ Page 167
• Ceiling tracks	▶ Page 240
• Continuous base trim	▶ Page 246
• Feature strips	▶ Page 250

Tip: SmartTools options are available and easily ordered when using SmartTools software. If you do not have access to SmartTools software, these options can also be ordered using the normal Specials RFQ (Request For Quote) process.

Tip: Specify additional muntin(s) for use in five- or six-lite assembly applications. Maximum of six lites. See Privacy Wall Slider Doors. ▶ Page 51.

Tip: Slider door assembly widths are displayed in actual sizes. Relative width of door and side panel may vary.

	SmartTools Options	U.S. Price	Required to Specify
Surface Materials	**Glass for 5th and 6th lite opening** • See standard options for glass price group above		Specify glass number for lite 5 or 6.
Muntin	**Change muntin size** • Change to 1½"H or 2¼"H	No cost	Specify muntin size.
	Change muntin location • Change muntin location	No cost	Specify muntin location.
	Additional muntin • Muntin	+$239	Specify *with muntin.*
Parametric Ceiling Height (Available in 1" increments)	• 7'5"H through 7'11"H	No cost	Specify ceiling height in 1" increments.
Parametric Width Slider Door Assembly with Equal Width Door and Side Panel	• 76"W through 79"W and 81"W through 95"W • 97"W through 113"W	No cost +$234	Specify slider door assembly widths in 1" increments. Specify slider door assembly widths in 1" increments.
Parametric Width Slider Door Assembly with Fixed Width Door and Variable Width Side Panel	• 40"W doors: 81"W through 103"W • 48"W doors: 97"W through 111"W	+$239 +$239	Specify slider door assembly widths in 1" increments. Specify slider door assembly widths in 1" increments.
Base	• 4"H base	+$307	Specify to accept 4"H base.

Specification Information

Width	Style Number	U.S. Base Price

Four Equal Divided Lites

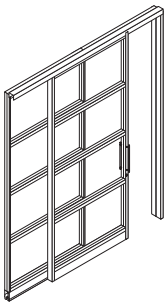

80"	**GPDSST4E80**	$5525
96"	**GPDSST4E96**	$5769

Privacy Wall Slider Doors with Tubular Pull

Four Transom-Aligned Lites

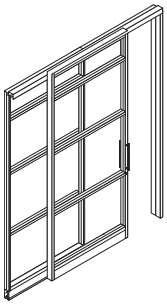

Tip: For information regarding Etched and Pattern Glass Planning.
▶Page 98

Tip: Upcharge per lite includes the glass in the door and the side panel.

▶Need help? Product details, page 50

Standard Includes

- Ceiling height from 8'0"H to 120"H, in one-inch increments
- Slider door: glass
- 1/4"-thick clear tempered glass
- Door frame: paint
- Hardware (tubular door pull, slider lock, and cylinder): metal
- Side panel
- Slide hardware
- Floor track with adjustable levelers to accommodate continuous 5"H base trim (ordered separately): paint
- Tubular door pull: brushed stainless
- Low-voltage knockout for door switch

Required to Specify

1. Style number
2. Ceiling height
3. Paint for frame and muntins
4. Glass color number for full glass, if selected
5. Glass color number(s) for three or four equal divided lites, if selected
6. Glass color number(s) for two or four transom-aligned lites, if selected
7. Paint color number for floor track
8. Post extension
9. Slide orientation
10. Hardware (tubular pull, slider lock, and cylinder) finish, if selected:
    4710 Low Gloss Black
    8031 Brushed Stainless
11. Options, if selected (see below)
    ▶See *Surface Materials,* page 362.

	Options	U.S. Price	Required to Specify
Surface Materials	**Glass frame surface**		
	• Paint price group 1	No cost	Specify paint color number.
	• Paint price group 2	+$ 77	Specify paint color number.
	• Paint price group 3	+$ 138	Specify paint color number.
	80"W doors 96"H through 120"H (per top lite row of glass)		
	• Glass price group 1	No cost	Specify glass number for lite.
	• Glass price group 2	+$ 277	Specify glass number for lite.
	• Glass price group 3	+$ 331	Specify glass number for lite.
	• Glass price group 4	N.A.	Specify glass number for lite.
	• Glass price group 5	N.A.	Specify glass number for lite.
	• Glass price group 6	N.A.	Specify glass number for lite.
	• Glass price group 7	+$1645	Specify glass number for lite.
	80"W doors 96"H through 120"H (per lower lite row of glass)		
	• Glass price group 1	No cost	Specify glass number for lite.
	• Glass price group 2	+$ 400	Specify glass number for lite.
	• Glass price group 3	+$ 484	Specify glass number for lite.
	• Glass price group 4	N.A.	Specify glass number for lite.
	• Glass price group 5	N.A.	Specify glass number for lite.
	• Glass price group 6	N.A.	Specify glass number for lite.
	• Glass price group 7	+$2106	Specify glass number for lite.
	96"W doors 96"H through 120"H (per top lite row of glass)		
	• Glass price group 1	No cost	Specify glass number for lite.
	• Glass price group 2	+$ 318	Specify glass number for lite.
	• Glass price group 3	+$ 377	Specify glass number for lite.
	• Glass price group 4	N.A.	Specify glass number for lite.
	• Glass price group 5	N.A.	Specify glass number for lite.
	• Glass price group 6	N.A.	Specify glass number for lite.
	• Glass price group 7	+$2506	Specify glass number for lite.
	96"W doors 96"H through 120"H (per lower lite row of glass)		
	• Glass price group 1	No cost	Specify glass number for lite.
	• Glass price group 2	+$ 481	Specify glass number for lite.
	• Glass price group 3	+$ 577	Specify glass number for lite.
	• Glass price group 4	N.A.	Specify glass number for lite.
	• Glass price group 5	N.A.	Specify glass number for lite.
	• Glass price group 6	N.A.	Specify glass number for lite.
	• Glass price group 7	+$2506	Specify glass number for lite.

▶**Options, continued on next page**

▶**Options, continued from previous page**

Tip: Finishes for door hardware can vary slightly from one component to another depending on base metal materiality and finishing processes. When hardware is specified for common assemblies, all hardware components may not match exactly, but are designed to be compatible within a common door opening.

	Options	U.S. Price	Required to Specify
Hardware (pull, slider lock, and cylinder)	• 8031 Brushed Stainless	No cost	Specify *with brushed stainless.*
	• 4710 Low Gloss Black		
	– No lock	+$ 32	Specify *with low gloss black.*
	– Lock	+$341	Specify *with low gloss black.*
Ceiling Height	• 8'0" through 9'0"	No cost	Specify ceiling height in 1" increments.
	• 9'1" through 10'0"	+$138	Specify ceiling height in 1" increments.
Pull	• No pull	–$135	Specify *with no pull.*
Lock	• Door lock with interior thumb latch	+$649	Specify *with lock.*
Slide Orientation ▶Page 51	• Left-hand slider door	No cost	Specify *with left-hand slider door.*
	• Right-hand slider door	No cost	Specify *with right-hand slider door.*
Post Extension	• Post extensions modified to accommodate recessed ceiling track (ordered separately)	No cost	Specify *with post extensions for recessed ceiling track interface.*
	• Post extensions modified to accommodate overlapping ceiling track (ordered separately)	No cost	Specify *with post extensions for overlapping ceiling track interface.*
Related Products	• Switches		▶Page 167
	• Ceiling tracks		▶Page 240
	• Continuous base trim		▶Page 246
	• Feature strips		▶Page 250

Tip: SmartTools options are available and easily ordered when using SmartTools software. If you do not have access to SmartTools software, these options can also be ordered using the normal Specials RFQ (Request For Quote) process.

Tip: Slider door assembly widths are displayed in actual sizes. Relative width of door and side panel may vary.

Tip: Specify additional muntin(s) for use in five- or six-lite assembly applications. Maximum of six lites. ▶*See Understanding page 51.*

Tip: Muntin quantity and location must match door assembly and side panel. ▶*See Understanding page 51.*

	SmartTools Options	U.S. Price	Required to Specify
Surface Materials	**Glass for 5th and 6th lite opening**		
	• See standard options for lower lite row glass price group above		Specify glass number for lite 5 or 6.
Muntin	**Change muntin size**		
	• Change to 1½"H or 2¼"H	No cost	Specify change muntin size.
	Change muntin location		
	• Change muntin location	No cost	Specify change muntin location.
	Additional muntin		
	• Muntin	+$239	Specify *with muntin.*
Parametric Width Slider Door Assembly with Equal Width Door and Side Panel	• 76"W through 79"W and 81"W through 95"W	No cost	Specify slider door assembly widths in 1" increments.
	• 97"W through 113"W	+$234	Specify slider door assembly widths in 1" increments.
Parametric Width Slider Door Assembly with Fixed Width Door and Variable Width Side Panel	• 40"W doors: 81"W through 103"W	+$239	Specify slider door assembly widths in 1" increments.
	• 48"W doors: 97"W through 111"W	+$239	Specify slider door assembly widths in 1" increments.
Base	• 4"H base	+$307	Specify to accept 4"H base.

▶**Specification Information, on next page**

Privacy Wall Slider Doors with Tubular Pull Four Transom-Aligned Lites, continued

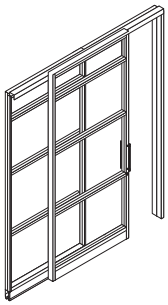

▶ **SmartTools options, on previous page**

Specification Information

Width	Style Number	U.S. Base Price
Four Transom-Aligned Lites		
80"	**GPDSST4L80**	$5525
96"	**GPDSST4L96**	$5769

Back-to-Back Cover

For Privacy Wall Slider Doors

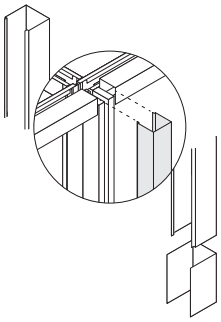

Standard Includes		Required to Specify
▶ Need help? Product details, page 52	• Back-to-back cover: paint price group 1 • Plinth: paint	1 Style number 2 Paint color number for cover and plinth 3 Options, if selected (see below) ▶ See *Surface Materials,* page 362.

	Options	U.S. Price	Required to Specify
Surface Materials	• Paint price group 1	No cost	Specify paint color number.
	• Paint price group 2	+$ 9	Specify paint color number.
	• Paint price group 3	+$23	Specify paint color number.

Specification Information

• Style Number	• U.S. Base Price
GPDSCB	$253

Mini Ends

Mini Ends

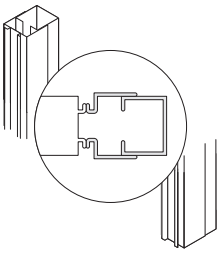

	Standard Includes	Required to Specify
▶ Need help? Product details, page 70	• Ceiling height from 8'0"H to 10'0"H, in one-inch increments • Telescoping mini end: paint	1 Style number 2 Ceiling height 3 Paint color number for mini end 4 Options, if selected (see below) ▶ See *Surface Materials,* page 362.

	Options	U.S. Price	Required to Specify
Surface Materials	• Paint price group 1	No cost	Specify paint color number.
	• Paint price group 2	+$ 9	Specify paint color number.
	• Paint price group 3	+$ 23	Specify paint color number.
	• Fabric price group 1	+$125	Specify fabric color number.
	• Fabric price group 2	+$161	Specify fabric color number.
	• Fabric price group 3	+$214	Specify fabric color number.
	• Fabric price group 5	+$262	Specify fabric color number.
	• Customer's Own Material/ Vinyl (COM)	+$125	▶ See *Surface Materials Reference Manual.*
Ceiling Height	• 8'0" through 10'0"	No cost	Specify ceiling height in 1" increments.
Related Product	• Wall panels		▶ Page 110

Tip: SmartTools options are available and easily ordered when using SmartTools software. If you do not have access to SmartTools software, these options can also be ordered using the normal Specials RFQ (Request For Quote) process.

	SmartTools Options	U.S. Price	Required to Specify
Parametric Ceiling Height	• 7'5" through 7'11"	No cost	Specify ceiling height in 1" increments.
	• 10'1" through 11'0"	+$ 24	Specify ceiling height in 1" increments.
Modified Angle (45° to 135° in 5° increments)	• For GPMES	+$221	Specify *with modified angle.*
	• For GPMEM	+$234	Specify *with modified angle.*
	• For GPMEL	+$253	Specify *with modified angle.*
Base	• 4"H base	+$ 24	Specify to accept 4"H base.

Specification Information

Size	Style Number	U.S. Base Price
1½" to 2⅛"	**GPMES**	$370
2⅛" to 3½"	**GPMEM**	$370
3½" to 6"	**GPMEL**	$480

Mini Ends to the Floor

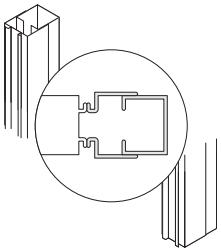

Tip: Mini ends should be specified to the floor when positioned next to a door frame. Mini ends will be field-cut by installer to final length.
▶ Page 70

Tip: SmartTools options are available and easily ordered when using SmartTools software. If you do not have access to SmartTools software, these options can also be ordered using the normal Specials RFQ (Request For Quote) process.

	Standard Includes	Required to Specify
▶ Need help? Product details, page 70	• Mini end: 10'1"H • Telescoping mini end: paint	1 Style number 2 Paint color number for mini end 3 Options, if selected (see below) ▶ See *Surface Materials,* page 362.

	Options	U.S. Price	Required to Specify
Surface Materials	• Paint price group 1	No cost	Specify paint color number.
	• Paint price group 2	+$ 9	Specify paint color number.
	• Paint price group 3	+$ 23	Specify paint color number.
	• Fabric price group 1	+$125	Specify fabric color number.
	• Fabric price group 2	+$161	Specify fabric color number.
	• Fabric price group 3	+$214	Specify fabric color number.
	• Fabric price group 5	+$262	Specify fabric color number.
	• Customer's Own Material/ Vinyl (COM)	+$125	▶ See *Surface Materials Reference Manual.*
Related Product	• Wall panels		▶ Page 110

	SmartTools Options	U.S. Price	Required to Specify
Parametric Ceiling Height	• 10'1" through 11'0"	+$ 24	Specify ceiling height in 1" increments.
Modified Angle (45° to 135° in 5° increments)	• For GPMESF	+$221	Specify *with modified angle.*
	• For GPMEMF	+$234	Specify *with modified angle.*
	• For GPMELF	+$253	Specify *with modified angle.*

Specification Information

Size	Style Number	U.S. Base Price
1½" to 2⅛"	**GPMESF**	$370
2⅛" to 3½"	**GPMEMF**	$370
3½" to 6"	**GPMELF**	$480

Wall Channels

Wall Channels

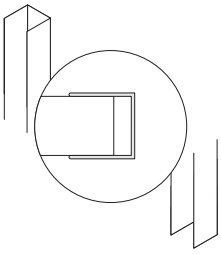

Tip: Wall channels are cut to size in the field.

Tip: Specify an end filler cut kit when cutting a panel into a wall channel. The end filler cut kit includes a wall channel and spreader.

Tip: SmartTools options are available and easily ordered when using SmartTools software. If you do not have access to SmartTools software, these options can also be ordered using the normal Specials RFQ (Request For Quote) process.

	Standard Includes	Required to Specify
▶ Need help? Product details, page 74	• Wall channel,10'0": paint	1 Style number 2 Paint color number for wall channel 3 Options, if selected (see below) ▶ See *Surface Materials,* page 362.

	Options	U.S. Price	Required to Specify
Surface Materials	• Paint price group 1	No cost	Specify paint color number.
	• Paint price group 2	+$ 9	Specify paint color number.
	• Paint price group 3	+$ 23	Specify paint color number.
	• Fabric price group 1	+$125	Specify fabric color number.
	• Fabric price group 2	+$161	Specify fabric color number.
	• Fabric price group 3	+$214	Specify fabric color number.
	• Fabric price group 5	+$262	Specify fabric color number.
	• Customer's Own Material/ Vinyl (COM)	+$125	▶ See *Surface Materials Reference Manual.*

	SmartTools Options	U.S. Price	Required to Specify
Parametric Ceiling Height (Available in 1" increments)	• 10'1" through 11'0"	+$ 24	Specify ceiling height in 1" increments.

Specification Information

Size	Length	Style Number	U.S. Base Price
1"	10'	**GPWC1**	$195
2¼"	10'	**GPWC2**	$195
4"	10'	**GPWC4**	$228

Panel End Cut Kit

	Standard Includes	Required to Specify
▶ Need help? Product details, page 78	• Panel spreader • Leveler for 5" base • Leveler reinforcement • Finished end: paint	1 Style number 2 Paint color number 3 Options, if selected (see below) ▶ See *Surface Materials,* page 362.

	Options	U.S. Price	Required to Specify
Surface Materials	• Paint price group 1	No cost	Specify paint color number.
	• Paint price group 2	+$ 9	Specify paint color number.
	• Paint price group 3	+$ 23	Specify paint color number.
	• Fabric price group 1	+$125	Specify fabric color number.
	• Fabric price group 2	+$161	Specify fabric color number.
	• Fabric price group 3	+$214	Specify fabric color number.
	• Fabric price group 5	+$262	Specify fabric color number.
	• Customer's Own Material/ Vinyl (COM)	+$125	▶ See *Surface Materials Reference Manual.*
Related Product	• Wall panels		▶ Page 110

Specification Information

• Height	• Style Number	• U.S. Base Price
10'	**GPWCCP**	$234

End Filler Cut Kit



	Standard Includes	Required to Specify
▶ Need help? Product details, page 78	• Panel spreader • Leveler for 5" base • Leveler reinforcement • Wall channel: paint	1 Style number 2 Paint color number 3 Options, if selected (see below) ▶ See *Surface Materials,* page 362.

	Options	U.S. Price	Required to Specify
Surface Materials	• Paint price group 1	No cost	Specify paint color number.
	• Paint price group 2	+$ 9	Specify paint color number.
	• Paint price group 3	+$ 23	Specify paint color number.
	• Fabric price group 1	+$125	Specify fabric color number.
	• Fabric price group 2	+$161	Specify fabric color number.
	• Fabric price group 3	+$214	Specify fabric color number.
	• Fabric price group 5	+$262	Specify fabric color number.
	• Customer's Own Material/Vinyl (COM)	+$125	▶ See *Surface Materials Reference Manual.*
Related Product	• Wall panels		▶ Page 110

Specification Information

• Style Number	• U.S. Base Price
GPWCCPSK	$162

Adapters

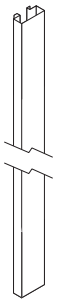

Tip: T- and X-adapter do not require finishes as those are not visible.

Tip: Panel end aligns to top of 5"H base.

Tip: SmartTools options are available and easily ordered when using SmartTools software. If you do not have access to SmartTools software, these options can also be ordered using the normal Specials RFQ (Request For Quote) process.

	Standard Includes	Required to Specify
▶ Need help? Product details, page 80	• Ceiling height from 8'0"H to 10'0"H, in one-inch increments • Finished-end adapter or L-adapter: paint or anodized aluminum • Plinth for finished-edge: paint	1 Style number 2 Ceiling height on adapters 3 Paint color number for finished-end and L-adapter, if selected 4 Paint color number for plinths 5 Options, if selected (see below) ▶ See *Surface Materials,* page 362.

	Options	U.S. Price	Required to Specify
Surface Materials	**Finished-end and L-adapters**		
	• Paint price group 1	No cost	Specify paint color number.
	• Paint price group 2	+$ 4	Specify paint color number.
	• Paint price group 3	+$ 9	Specify paint color number.
	• Fabric price group 1	+$ 56	Specify fabric color number.
	• Fabric price group 2	+$ 80	Specify fabric color number.
	• Fabric price group 3	+$100	Specify fabric color number.
	• Fabric price group 5	+$125	Specify fabric color number.
	• Customer's Own Material/Vinyl (COM)	+$ 56	▶ See *Surface Materials Reference Manual.*
	• Anodized aluminum	No cost	Specify anodized aluminum.
	Finished-end base plinth 96"W doors 96"H through 120"H		
	• Paint price group 1	No cost	Specify paint color number.
	• Paint price group 2	+$ 2	Specify paint color number.
	• Paint price group 3	+$ 4	Specify paint color number.
Ceiling Height for L-, T-, and X-adapters	• 8'1" through 10'0"	No cost	Specify ceiling height in 1" increments.
Related Products	• Continuous base trim		▶ Page 246
	• Feature strips		▶ Page 250

	SmartTools Options	U.S. Price	Required to Specify
Parametric Ceiling Height (Available in 1" increments)	• 7'5" through 7'11"	No cost	Specify ceiling height in 1" increments.
	• 10'1" through 11'0"	+$ 24	Specify ceiling height in 1" increments.
Base	• 4"H base	+$ 24	Specify to accept 4"H base.

Specification Information	
Style Number	**U.S. Base Price**

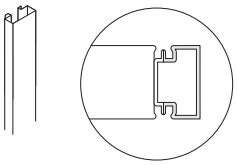

Finished-End Adapter with Base

GPAFEB	$238

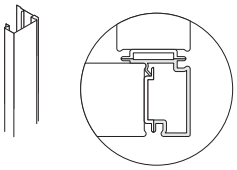

L-Adapter

GPAL	$238

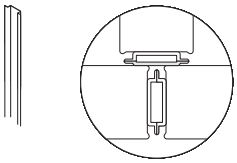

T-Adapter

GPAT	$125

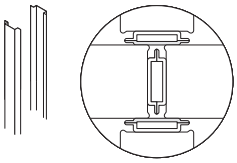

X-Adapter

GPAX	$174

Posts

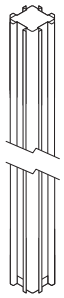

Tip: X-post does not require a finish since the post is not visible.

Tip: SmartTools options are available and easily ordered when using SmartTools software. If you do not have access to SmartTools software, these options can also be ordered using the normal Specials RFQ (Request For Quote) process.

	Standard Includes	Required to Specify
▶ Need help? Product details, page 84	• Ceiling height from 8'0"H to 10'0"H, in one-inch increments • Post: paint or anodized aluminum (except X-post)	1 Style number 2 Ceiling height 3 Paint color number for post 4 Options, if selected (see below) ▶ See *Surface Materials,* page 362.

	Options	U.S. Price	Required to Specify
Surface Materials	**Post (except X-post)**		
	• Paint price group 1	No cost	Specify paint color number.
	• Paint price group 2	+$ 9	Specify paint color number.
	• Paint price group 3	+$ 23	Specify paint color number.
	• Fabric price group 1	+$125	Specify fabric color number.
	• Fabric price group 2	+$161	Specify fabric color number.
	• Fabric price group 3	+$214	Specify fabric color number.
	• Fabric price group 5	+$262	Specify fabric color number.
	• Customer's Own Material/Vinyl (COM)	+$125	▶ See *Surface Materials Reference Manual.*
	• Anodized aluminum	No cost	Specify anodized aluminum.
Ceiling Height	• 8'0" through 10'0"	No cost	Specify ceiling height in 1" increments.

	SmartTools Options	U.S. Price	Required to Specify
Parametric Ceiling Height (Available in 1" increments)	• 7'5" through 7'11"	No cost	Specify ceiling height in 1" increments.
	• 10'1" through 11'0"	+$ 24	Specify ceiling height in 1" increments.
Base	• 4"H base	+$ 24	Specify to accept 4"H base.
Modified Angle (70° to 175° in 5° increments)	• For GPP120V 70°-85°	+$633	Specify *with modified angle.*
	• For GPP120V 95°-115°	+$561	Specify *with modified angle.*
	• For GPP135V 125°-175°	+$561	Specify *with modified angle.*

Specification Information

L-Post

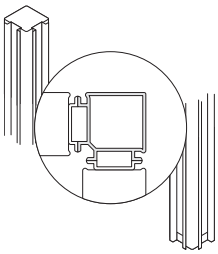

Style Number	U.S. Base Price
GPPL	$232

T-Post

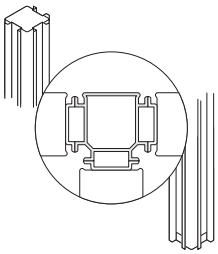

Style Number	U.S. Base Price
GPPT	$276

X-Post

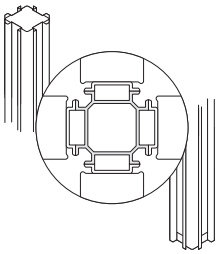

Style Number	U.S. Base Price
GPPX	$313

In-Line Post

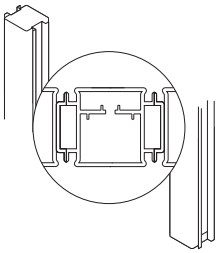

Style Number	U.S. Base Price
GPPI	$232

V-Posts

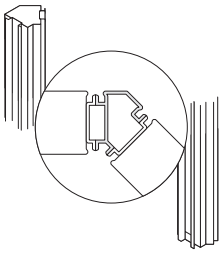

Configuration	Style Number	U.S. Base Price
120° V-Post	**GPP120V**	$276
135° V-Post	**GPP135V**	$276

135° Y-Post

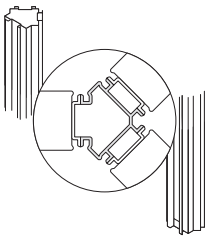

Style Number	U.S. Base Price
GPP135Y	$313

I-Line Interface Post

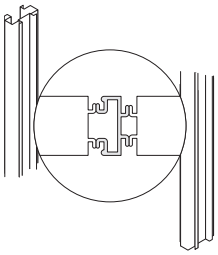

	Standard Includes	Required to Specify
▶ Need help? Product details, page 20	• Interface post: paint	1 Style number 2 Paint color number 3 Options, if selected (see below) ▶ See *Surface Materials,* page 362.

	Options	U.S. Price	Required to Specify
Surface Materials	**I-Line post**		
	• Paint price group 1	No cost	Specify paint color number.
	• Paint price group 2	+$ 9	Specify paint color number.
	• Paint price group 3	+$ 23	Specify paint color number.
	• Fabric price group 1	+$125	Specify fabric color number.
	• Fabric price group 2	+$161	Specify fabric color number.
	• Fabric price group 3	+$214	Specify fabric color number.
	• Fabric price group 5	+$262	Specify fabric color number.
	• Customer's Own Material/Vinyl (COM)	+$125	▶ See *Surface Materials Reference Manual.*
Related Products	• Feature strips		▶ Page 250

Tip: SmartTools options are available and easily ordered when using SmartTools software. If you do not have access to SmartTools software, these options can also be ordered using the normal Specials RFQ (Request For Quote) process.

	SmartTools Options	U.S. Price	Required to Specify
Parametric Ceiling Height (Available in 1" increments)	• 10'1" through 11'0"	+$ 24	Specify ceiling height in 1" increments.

Specification Information

• Length	• Style Number	• U.S. Base Price
10'	**GPIA**	$197

Glass Selections All-Glass Wall Panels



Tip: Order ceiling track, feature strip, and continuous base trim separately.

	Standard Includes	Required to Specify
▶ Need help? Product details, page 24	• Ceiling height from 8'0"H to 10'0"H, in one-inch increments • 2 3/8"-thick panel with frame: paint or anodized aluminum • 1/4"-thick factory-installed lite: glass • Floor track with adjustable levelers to accommodate continuous 5"H base trim (ordered separately)	1 Style number 2 Ceiling height 3 Paint color number for frame 4 Glass number for lite 5 Post extension 6 Options, if selected (see below) ▶ See *Surface Materials,* page 362.

	Options	U.S. Price	Required to Specify
Surface Materials	**Frame**		
	• Paint price group 1	No cost	Specify paint color number.
	• Paint price group 2	+$ 41	Specify paint color number.
	• Paint price group 3	+$ 72	Specify paint color number.
	• Anodized aluminum	No cost	Specify anodized aluminum.
	Panels 96"H through 120"H, 6"W to 8"W		
	• Glass price group 1	No cost	Specify glass number for lite.
	• Glass price group 2	+$ 146	Specify glass number for lite.
	• Glass price group 3	+$ 180	Specify glass number for lite.
	• Glass price group 4	N.A.	Specify glass number for lite.
	• Glass price group 5	N.A.	Specify glass number for lite.
	• Glass price group 6	N.A.	Specify glass number for lite.
	• Glass price group 7	+$ 776	Specify glass number for lite.
			▶ See *Surface Materials Reference Manual.*
	Panels 96"H through 120"H, 18"W to 24"W		
	• Glass price group 1	No cost	Specify glass number for lite.
	• Glass price group 2	+$ 446	Specify glass number for lite.
	• Glass price group 3	+$ 535	Specify glass number for lite.
	• Glass price group 4	N.A.	Specify glass number for lite.
	• Glass price group 5	N.A.	Specify glass number for lite.
	• Glass price group 6	N.A.	Specify glass number for lite.
	• Glass price group 7	+$2330	Specify glass number for lite.
			▶ See *Surface Materials Reference Manual.*
	Panels 96"H through 120"H, 30"W to 36"W		
	• Glass price group 1	No cost	Specify glass number for lite.
	• Glass price group 2	+$ 669	Specify glass number for lite.
	• Glass price group 3	+$ 798	Specify glass number for lite.
	• Glass price group 4	N.A.	Specify glass number for lite.
	• Glass price group 5	N.A.	Specify glass number for lite.
	• Glass price group 6	N.A.	Specify glass number for lite.
	• Glass price group 7	+$3497	Specify glass number for lite.
			▶ See *Surface Materials Reference Manual.*
	Panels 96"H through 120"H, 40"W to 48"W		
	• Glass price group 1	No cost	Specify glass number for lite.
	• Glass price group 2	+$ 894	Specify glass number for lite.
	• Glass price group 3	+$1059	Specify glass number for lite.
	• Glass price group 4	N.A.	Specify glass number for lite.
	• Glass price group 5	N.A.	Specify glass number for lite.
	• Glass price group 6	N.A.	Specify glass number for lite.
	• Glass price group 7	+$4660	Specify glass number for lite.
			▶ See *Surface Materials Reference Manual.*
	Panels 96"H through 120"H, 60"W		
	• Glass price group 1	No cost	Specify glass number for lite.
	• Glass price group 2	+$1114	Specify glass number for lite.
	• Glass price group 3	+$1324	Specify glass number for lite.
	• Glass price group 4	N.A.	Specify glass number for lite.
	• Glass price group 5	N.A.	Specify glass number for lite.
	• Glass price group 6	N.A.	Specify glass number for lite.
	• Glass price group 7	+$5825	Specify glass number for lite.
			▶ See *Surface Materials Reference Manual.*

▶**Options, continued on next page**

▶**Options, continued from previous page**

	Options	U.S. Price	Required to Specify
Post Extension	• Post extensions modified to accommodate recessed ceiling track (ordered separately)	No cost	Specify *with post extensions for recessed ceiling track interface.*
	• Post extensions modified to accommodate overlapping ceiling track (ordered separately)	No cost	Specify *with post extensions for overlapping ceiling track interface.*
Ceiling Height	• 8'0" through 9'0"	No cost	Specify ceiling height in 1" increments.
	• 9'1" through 10'0"	+$141	Specify ceiling height in 1" increments.
Electrical Power (For panels 30"W through 60"W)	**Base power block power schematic**		
	• 3+1	+$306	Specify *with 3+1 power.*
	• 2+2	+$306	Specify *with 2+2 power.*
	• 3SN	+$306	Specify *with 3SN power.*
Related Products	• Power options		▶Page 140
	• Ceiling tracks		▶Page 240
	• Continuous base trim		▶Page 246
	• Feature strips		▶Page 250
	• Power receptacles		▶Page 241
	• Power and communication cover plates		▶Page 241
	• Infeeds		▶Page 260
	• Modular harnesses		▶Page 241
	• Field-installed powerkits		▶Page 264

Tip: Base power block location does not include infeed. Infeed must be ordered separately, if needed.

	SmartTools Options	U.S. Price	Required to Specify
Parametric Ceiling Height (Available in 1" increments)	• 7'5" through 7'11"	Use 8'0" price	Specify ceiling height in 1" increments.
Parametric Panel Widths (Available in 1" increments)	• Non standard widths	Use U.S. Base Price of next larger width	Specify panel widths in 1" increments.
	• Non standard modular widths	Use U.S. Base Price of next larger width	Specify panel widths in 1" increments.
Base	• 2½"H base	+$124	Specify to accept 2½"H base.
	• 4"H base	+$307	Specify to accept 4"H base.

Tip: SmartTools options are available and easily ordered when using SmartTools software. If you do not have access to SmartTools software, these options can also be ordered using the normal Specials RFQ (Request For Quote) process.

Specification Information

All-Glass Wall Panels

Width	Style Number	U.S. Base Price
6"	**GPGSSG06**	$1088
8"	**GPGSSG08**	$1088
18"	**GPGSSG18**	$1208
20"	**GPGSSG20**	$1208
24"	**GPGSSG24**	$1341
30"	**GPGSSG30**	$1418
36"	**GPGSSG36**	$1576
40"	**GPGSSG40**	$1656
42"	**GPGSSG42**	$1656
48"	**GPGSSG48**	$1861
60"	**GPGSSG60**	$2235

Modular All-Glass Wall Panels

Nominal Width	Modular Width	Style Number	U.S. Base Price
8"	16 11/16"	**GPGSMG08**	$1088
18"	16 11/16"	**GPGSMG18**	$1208
20"	18 11/16"	**GPGSMG20**	$1208
24"	22 11/16"	**GPGSMG24**	$1341
30"	28 11/16"	**GPGSMG30**	$1418
36"	34 11/16"	**GPGSMG36**	$1576
40"	38 11/16"	**GPGSMG40**	$1656
42"	40 11/16"	**GPGSMG42**	$1656
48"	46 11/16"	**GPGSMG48**	$1861
60"	58 11/16"	**GPGSMG60**	$2235



Tip: Ceiling height panels from 10'0"H through 11'0"H are available in widths up to 48" only.

Glass Selections All-Glass Frame Kits

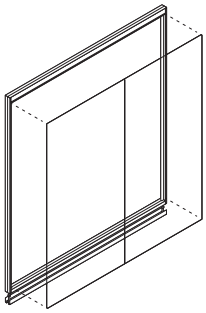

Tip: Order ceiling track, feature strip, and continuous base trim separately.

Tip: When power option is specified, connector harness is included to join power blocks with frame kit.

Tip: Frame kits include two power blocks per kit.

Tip: Frame kits are assembled in the field. Butt joints must be glazed with glazing tape or silicone sealant to be code-compliant.

	Standard Includes	Required to Specify
▶ Need help? Product details, page 24	• Ceiling height from 8'0"H to 10'0"H, in one-inch increments • 2³/₈"-thick panel with frame: paint or anodized aluminum • Floor track with adjustable levelers to accommodate continuous 5"H base trim (ordered separately)	1 Style number 2 Ceiling height 3 Paint color number for frame 4 Post extension 5 Options, if selected (see below) ▶ See *Surface Materials,* page 362.

	Options	U.S. Price	Required to Specify
Surface Materials	**Frame**		
	• Paint price group 1	No cost	Specify paint color number.
	• Paint price group 2	+$ 41	Specify paint color number.
	• Paint price group 3	+$ 72	Specify paint color number.
	• Anodized aluminum	No cost	Specify anodized aluminum.
Post Extension	• Post extensions modified to accommodate recessed ceiling track (ordered separately)	No cost	Specify *with post extensions for recessed ceiling track interface.*
	• Post extensions modified to accommodate overlapping ceiling track (ordered separately)	No cost	Specify *with post extensions for overlapping ceiling track interface.*
Ceiling Height	• 8'0" through 9'0"	No cost	Specify ceiling height in 1" increments.
	• 9'1" through 10'0"	+$ 75	Specify ceiling height in 1" increments.
Electrical Power	**Base power block power schematic**		
	• 3+1	+$747	Specify *with 3+1 power.*
	• 2+2	+$747	Specify *with 2+2 power.*
	• 3SN	+$747	Specify *with 3SN power.*
Related Products	• Power options		▶ Page 140
	• Ceiling tracks		▶ Page 240
	• Continuous base trim		▶ Page 246
	• Feature strips		▶ Page 250
	• Power receptacles		▶ Page 241
	• Power and communication cover plates		▶ Page 241
	• Infeeds		▶ Page 260
	• Modular harnesses		▶ Page 241
	• Field-installed powerkits		▶ Page 264

Tip: SmartTools options are available and easily ordered when using SmartTools software. If you do not have access to SmartTools software, these options can also be ordered using the normal Specials RFQ (Request For Quote) process.

	SmartTools Options	U.S. Price	Required to Specify
Parametric Ceiling Height (Available in 1" increments)	• 7'5" through 7'11"	Use 8'0" price	Specify ceiling height in 1" increments.
Parametric Panel Widths (Available in 1" increments)	• Non standard widths	Use U.S. Base Price of next larger width	Specify panel widths in 1" increments.
	• Non standard modular widths	Use U.S. Base Price of next larger width	Specify panel widths in 1" increments.
Base	• 2½"H base	+$253	Specify to accept 2½"H base.
	• 4"H base	+$462	Specify to accept 4"H base.

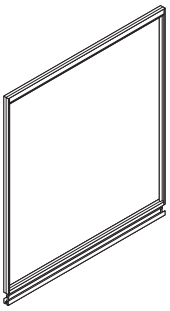

Specification Information

All-Glass Frame Kits

Width	Style Number	U.S. Base Price
72"	**GPGSSGFK72**	$1558
80"	**GPGSSGFK80**	$1668
84"	**GPGSSGFK84**	$1787
96"	**GPGSSGFK96**	$1915
108"	**GPGSSGFK108**	$2043
120"	**GPGSSGFK120**	$2189
144"	**GPGSSGFK144**	$2344

Modular All-Glass Frame Kits

Nominal Width	Modular Width	Style Number	U.S. Base Price
72"	70 11/16"	**GPGSMGFK72**	$1558
80"	78 11/16"	**GPGSMGFK80**	$1668
84"	82 11/16"	**GPGSMGFK84**	$1787
96"	94 11/16"	**GPGSMGFK96**	$1915
108"	106 11/16"	**GPGSMGFK108**	$2043
120"	118 11/16"	**GPGSMGFK120**	$2189
144"	142 11/16"	**GPGSMGFK144**	$2344

Glass Selections All-Glass Glass Kits

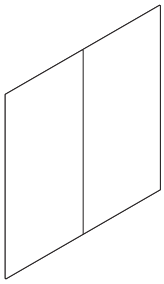

Tip: Order ceiling track, feature strip, and continuous base trim separately.

Tip: Glass kits are assembled in the field. Butt joints must be glazed with glazing tape or silicone sealant to be code-compliant.

Tip: Glass kits 72"W to 96"W have two pieces of glass. Kits 108"W to 144"W have three pieces of glass.

	Standard Includes	Required to Specify
▶Need help? Product details, page 24	• Ceiling height from 8'0"H to 10'0"H, in one-inch increments • 3/8"-thick clear tempered glass	1 Style number 2 Ceiling height 3 Glass number for lite 4 Options, if selected (see below) ▶See *Surface Materials,* page 362.

	Options	U.S. Price	Required to Specify
Surface Materials	**Glass Panels 8'0" through 10'0" for 72"W and 80"W Kits**		
	• Glass price group 1	No cost	Specify glass number for lite.
	• Glass price group 2	N.A.	Specify glass number for lite.
	• Glass price group 3	+$3418	Specify glass number for lite.
	• Glass price group 4	N.A.	Specify glass number for lite.
	• Glass price group 5	N.A.	Specify glass number for lite.
	• Glass price group 6	N.A.	Specify glass number for lite.
	• Glass price group 7	N.A.	Specify glass number for lite.
			▶See *Surface Materials Reference Manual.*
	Glass Panels 8'0" through 10'0" for 84"W and 96"W Kits		
	• Glass price group 1	No cost	Specify glass number for lite.
	• Glass price group 2	N.A.	Specify glass number for lite.
	• Glass price group 3	+$4103	Specify glass number for lite.
	• Glass price group 4	N.A.	Specify glass number for lite.
	• Glass price group 5	N.A.	Specify glass number for lite.
	• Glass price group 6	N.A.	Specify glass number for lite.
	• Glass price group 7	N.A.	Specify glass number for lite.
			▶See *Surface Materials Reference Manual.*
	Glass Panels 8'0" through 10'0" for 108"W, 120"W, and 144"W Kits		
	• Glass price group 1	No cost	Specify glass number for lite.
	• Glass price group 2	N.A.	Specify glass number for lite.
	• Glass price group 3	+$5130	Specify glass number for lite.
	• Glass price group 4	N.A.	Specify glass number for lite.
	• Glass price group 5	N.A.	Specify glass number for lite.
	• Glass price group 6	N.A.	Specify glass number for lite.
	• Glass price group 7	N.A.	Specify glass number for lite.
			▶See *Surface Materials Reference Manual.*
Ceiling Height	• 8'0"H through 9'0"H	No cost	Specify ceiling height in 1" increments.
	• 9'1"H through 10'0"H	+$ 75	Specify ceiling height in 1" increments.
Related Products	• Power options		▶Page 140
	• Ceiling tracks		▶Page 240
	• Continuous base trim		▶Page 246
	• Feature strips		▶Page 250
	• Power receptacles		▶Page 241
	• Power and communication cover plates		▶Page 241
	• Infeeds		▶Page 260
	• Modular harnesses		▶Page 241
	• Field-installed powerkits		▶Page 264

▶**Options, continued on next page**

Tip: SmartTools options are available and easily ordered when using SmartTools software. If you do not have access to SmartTools software, these options can also be ordered using the normal Specials RFQ (Request For Quote) process.

Options, continued from previous page

	SmartTools Options	U.S. Price	Required to Specify
Parametric Ceiling Height (Available in 1" increments)	• 7'5"H through 7'11"H (for widths 96" or less)	No cost	Specify ceiling height in 1" increments.
	• 7'5"H through 7'11"H (for widths 97"W and greater)	No cost	Specify ceiling height in 1" increments.
Parametric Panel Widths (Available in 1" increments)	**Overall unit widths**		
	• 61"W through 97"W (excludes standard widths)	No cost	Specify panel widths in 1" increments.
	• 97"W through 143"W (excludes standard widths)	No cost	Specify panel widths in 1" increments.
Base	**2½"H base**		
	• 61"W through 96"W	+$27	Specify to accept 2½"H base.
	• 97"W through 144"W	+$41	Specify to accept 2½"H base.
	4"H base		
	• 4"H base	No cost	Specify to accept 4"H base.

Specification Information

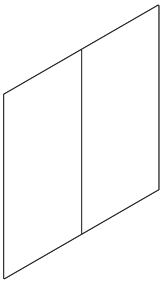

All-Glass Glass Kits

Width	Style Number	U.S. Base Price
72"	**GPGSSGGK72**	$2468
80"	**GPGSSGGK80**	$2747
84"	**GPGSSGGK84**	$2883
96"	**GPGSSGGK96**	$3297
108"	**GPGSSGGK108**	$3707
120"	**GPGSSGGK120**	$4120
144"	**GPGSSGGK144**	$4788

Modular All-Glass Glass Kits

Nominal Width	Modular Width	Style Number	U.S. Base Price
72"	70 11/16"	**GPGSMGGK72**	$2468
80"	78 11/16"	**GPGSMGGK80**	$2747
84"	82 11/16"	**GPGSMGGK84**	$2883
96"	94 11/16"	**GPGSMGGK96**	$3297
108"	106 11/16"	**GPGSMGGK108**	$3707
120"	118 11/16"	**GPGSMGGK120**	$4120
144"	142 11/16"	**GPGSMGGK144**	$4788

Glass Selections Wall Panels with Two Divided Lites

Transom-Aligned Top Lite



Tip: Order ceiling track, feature strip, and continuous base trim separately.

	Standard Includes	Required to Specify
▶Need help? Product details, page 24	• Ceiling height from 8'0"H to 10'0"H, in one-inch increments • 2 3/8"-thick panel with frame: paint or anodized aluminum • Two, 1/4"-thick factory-installed lites—top lite is transom aligned: glass • Floor track with adjustable levelers to accommodate continuous 5"H base trim (ordered separately)	1 Style number 2 Ceiling height 3 Paint color number for frame 4 Glass number for lite 1 (from top) 5 Glass number for lite 2 6 Post extension 7 Options, if selected (see below) ▶See *Surface Materials,* page 362.

	Options	U.S. Price	Required to Specify
Surface Materials	**Frame**		
	• Paint price group 1	No cost	Specify paint color number.
	• Paint price group 2	+$ 41	Specify paint color number.
	• Paint price group 3	+$ 72	Specify paint color number.
	• Anodized aluminum	No cost	Specify anodized aluminum.
	Top Lite Glass Panels 8'0" through 10'0", 6"W through 8"W		
	• Glass price group 1	No cost	Specify glass number for lite.
	• Glass price group 2	+$ 25	Specify glass number for lite.
	• Glass price group 3	+$ 34	Specify glass number for lite.
	• Glass price group 4	N.A.	Specify glass number for lite.
	• Glass price group 5	N.A.	Specify glass number for lite.
	• Glass price group 6	N.A.	Specify glass number for lite.
	• Glass price group 7	+$ 137	Specify glass number for lite.
			▶See *Surface Materials Reference Manual.*
	Lower Lite Glass Panels 8'0" through 10'0" (per lite), 6"W through 8"W		
	• Glass price group 1	No cost	Specify glass number for lite.
	• Glass price group 2	+$ 122	Specify glass number for lite.
	• Glass price group 3	+$ 144	Specify glass number for lite.
	• Glass price group 4	N.A.	Specify glass number for lite.
	• Glass price group 5	N.A.	Specify glass number for lite.
	• Glass price group 6	N.A.	Specify glass number for lite.
	• Glass price group 7	+$ 640	Specify glass number for lite.
			▶See *Surface Materials Reference Manual.*
	Top Lite Glass Panels 8'0" through 10'0", 18"W through 24"W		
	• Glass price group 1	No cost	Specify glass number for lite.
	• Glass price group 2	+$ 81	Specify glass number for lite.
	• Glass price group 3	+$ 97	Specify glass number for lite.
	• Glass price group 4	N.A.	Specify glass number for lite.
	• Glass price group 5	N.A.	Specify glass number for lite.
	• Glass price group 6	N.A.	Specify glass number for lite.
	• Glass price group 7	+$ 412	Specify glass number for lite.
			▶See *Surface Materials Reference Manual.*
	Lower Lite Glass Panels 8'0" through 10'0" (per lite), 18"W through 24"W		
	• Glass price group 1	No cost	Specify glass number for lite.
	• Glass price group 2	+$ 362	Specify glass number for lite.
	• Glass price group 3	+$ 429	Specify glass number for lite.
	• Glass price group 4	N.A.	Specify glass number for lite.
	• Glass price group 5	N.A.	Specify glass number for lite.
	• Glass price group 6	N.A.	Specify glass number for lite.
	• Glass price group 7	+$1919	Specify glass number for lite.
			▶See *Surface Materials Reference Manual.*
	Top Lite Glass Panels 8'0" through 10'0", 30"W through 36"W		
	• Glass price group 1	No cost	Specify glass number for lite.
	• Glass price group 2	+$ 119	Specify glass number for lite.
	• Glass price group 3	+$ 140	Specify glass number for lite.
	• Glass price group 4	N.A.	Specify glass number for lite.
	• Glass price group 5	N.A.	Specify glass number for lite.
	• Glass price group 6	N.A.	Specify glass number for lite.
	• Glass price group 7	+$ 617	Specify glass number for lite.
			▶See *Surface Materials Reference Manual.*

▶**Options, continued on next page**

▶**Options, continued from previous page**

	Options	U.S. Price	Required to Specify
Surface Materials, continued	**Lower Lite Glass Panels 8'0" through 10'0" (per lite), 30"W through 36"W**		
	• Glass price group 1	No cost	Specify glass number for lite.
	• Glass price group 2	+$ 542	Specify glass number for lite.
	• Glass price group 3	+$ 645	Specify glass number for lite.
	• Glass price group 4	N.A.	Specify glass number for lite.
	• Glass price group 5	N.A.	Specify glass number for lite.
	• Glass price group 6	N.A.	Specify glass number for lite.
	• Glass price group 7	+$2880	Specify glass number for lite.
			▶ See *Surface Materials Reference Manual.*
	Top Lite Glass Panels 8'0" through 10'0", 40"W through 48"W		
	• Glass price group 1	No cost	Specify glass number for lite.
	• Glass price group 2	+$ 159	Specify glass number for lite.
	• Glass price group 3	+$ 190	Specify glass number for lite.
	• Glass price group 4	N.A.	Specify glass number for lite.
	• Glass price group 5	N.A.	Specify glass number for lite.
	• Glass price group 6	N.A.	Specify glass number for lite.
	• Glass price group 7	+$ 822	Specify glass number for lite.
			▶ See *Surface Materials Reference Manual.*
	Lower Lite Glass Panels 8'0" through 10'0" (per lite), 40"W through 48"W		
	• Glass price group 1	No cost	Specify glass number for lite.
	• Glass price group 2	+$ 720	Specify glass number for lite.
	• Glass price group 3	+$ 860	Specify glass number for lite.
	• Glass price group 4	N.A.	Specify glass number for lite.
	• Glass price group 5	N.A.	Specify glass number for lite.
	• Glass price group 6	N.A.	Specify glass number for lite.
	• Glass price group 7	+$3837	Specify glass number for lite.
			▶ See *Surface Materials Reference Manual.*
	Top Lite Glass Panels 8'0" through 10'0", 60"W		
	• Glass price group 1	No cost	Specify glass number for lite.
	• Glass price group 2	+$ 201	Specify glass number for lite.
	• Glass price group 3	+$ 237	Specify glass number for lite.
	• Glass price group 4	N.A.	Specify glass number for lite.
	• Glass price group 5	N.A.	Specify glass number for lite.
	• Glass price group 6	N.A.	Specify glass number for lite.
	• Glass price group 7	+$1028	Specify glass number for lite.
			▶ See *Surface Materials Reference Manual.*
	Lower Lite Glass Panels 8'0" through 10'0" (per lite), 60"W		
	• Glass price group 1	No cost	Specify glass number for lite.
	• Glass price group 2	+$ 899	Specify glass number for lite.
	• Glass price group 3	+$1075	Specify glass number for lite.
	• Glass price group 4	N.A.	Specify glass number for lite.
	• Glass price group 5	N.A.	Specify glass number for lite.
	• Glass price group 6	N.A.	Specify glass number for lite.
	• Glass price group 7	+$4799	Specify glass number for lite.
			▶ See *Surface Materials Reference Manual.*
Post Extension	• Post extensions modified to accommodate recessed ceiling track (ordered separately)	No cost	Specify *with post extensions for recessed ceiling track interface.*
	• Post extensions modified to accommodate overlapping ceiling track (ordered separately)	No cost	Specify *with post extensions for overlapping ceiling track interface.*
Ceiling Height	• 8'0" through 9'0"	No cost	Specify ceiling height in 1" increments.
	• 9'1" through 10'0"	+$ 141	Specify ceiling height in 1" increments.
Electrical Power (For panels 30"W through 60"W)	**Base power block power schematic**		
	• 3+1	+$ 306	Specify *with 3+1 power.*
	• 2+2	+$ 306	Specify *with 2+2 power.*
	• 3SN	+$ 306	Specify *with 3SN power.*

Tip: Base power block location does not include infeed. It must be ordered separately, if needed.

▶**Options, continued on next page**

Glass Selections Wall Panels with Two Divided Lites, Transom-Aligned Top Lite, continued

▶**Options, continued from previous page**

Related Products

• Power options	▶Page 140
• Ceiling tracks	▶Page 240
• Continuous base trim	▶Page 246
• Feature strips	▶Page 250
• Power receptacles	▶Page 241
• Power and communication cover plates	▶Page 241
• Infeeds	▶Page 260
• Modular harnesses	▶Page 241
• Field-installed powerkits	▶Page 264

Tip: SmartTools options are available and easily ordered when using SmartTools software. If you do not have access to SmartTools software, these options can also be ordered using the normal Specials RFQ (Request For Quote) process.

	SmartTools Options	U.S. Price	Required to Specify
Parametric Panel Widths (Available in 1" increments)	• Non standard widths	Use U.S. Base Price of next larger standard width	Specify panel widths in 1" increments.
	• Non standard modular widths	Use U.S. Base Price of next larger standard width	Specify panel widths in 1" increments.
Base	• 2½"H base	+$124	Specify to accept 2½"H base.
	• 4"H base	+$307	Specify to accept 4"H base.

Specification Information

Glass Wall Panels

Width	Style Number	U.S. Base Price
6"	**GPGSS2L06**	$1357
8"	**GPGSS2L08**	$1357
18"	**GPGSS2L18**	$1474
20"	**GPGSS2L20**	$1474
24"	**GPGSS2L24**	$1565
30"	**GPGSS2L30**	$1602
36"	**GPGSS2L36**	$1751
40"	**GPGSS2L40**	$1757
42"	**GPGSS2L42**	$1757
48"	**GPGSS2L48**	$1918
60"	**GPGSS2L60**	$2414

Modular Glass Wall Panels

Nominal Width	Modular Width	Style Number	U.S. Base Price
8"	6 11/16"	**GPGSM2L08**	$1357
18"	18 11/16"	**GPGSM2L18**	$1474
20"	18 11/16"	**GPGSM2L20**	$1474
24"	22 11/16"	**GPGSM2L24**	$1565
30"	28 11/16"	**GPGSM2L30**	$1602
36"	34 11/16"	**GPGSM2L36**	$1751
40"	38 11/16"	**GPGSM2L40**	$1757
42"	40 11/16"	**GPGSM2L42**	$1757
48"	46 11/16"	**GPGSM2L48**	$1918
60"	58 11/16"	**GPGSM2L60**	$2414

Glass Selections Two Divided Lite Frame Kits

Transom-Aligned Top Lite

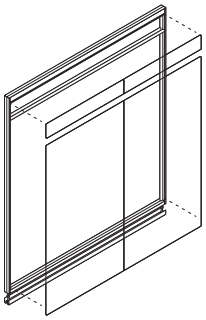

Tip: Order ceiling track, feature strip, and continuous base trim separately.

Tip: Frame kits are assembled in the field. Butt joints must be glazed with glazing tape or silicone sealant to be code-compliant.

Tip: Frame kits include two power blocks per kit.

	Standard Includes	Required to Specify
▶Need help? Product details, page 24	• Ceiling height from 8'0"H to 10'0"H, in one-inch increments • 2³/₈"-thick panel with frame: paint or anodized aluminum • Floor track with adjustable levelers to accommodate continuous 5"H base trim (ordered separately)	1 Style number 2 Ceiling height 3 Paint color number for frame 4 Post extension 5 Options, if selected (see below) ▶See *Surface Materials,* page 362.

	Options	U.S. Price	Required to Specify
Surface Materials	**Frame**		
	• Paint price group 1	No cost	Specify paint color number.
	• Paint price group 2	+$ 41	Specify paint color number.
	• Paint price group 3	+$ 72	Specify paint color number.
	• Anodized aluminum	No cost	Specify anodized aluminum.
Post Extension	• Post extensions modified to accommodate recessed ceiling track (ordered separately)	No cost	Specify *with post extensions for recessed ceiling track interface.*
	• Post extensions modified to accommodate overlapping ceiling track (ordered separately)	No cost	Specify *with post extensions for overlapping ceiling track interface.*
Ceiling Height	• 8'0" through 9'0"	No cost	Specify ceiling height in 1" increments.
	• 9'1" through 10'0"	+$ 75	Specify ceiling height in 1" increments.
Electrical Power	**Base power block power schematic**		
	• 3+1	+$747	Specify *with 3+1 power.*
	• 2+2	+$747	Specify *with 2+2 power.*
	• 3SN	+$747	Specify *with 3SN power.*
Related Products	• Power options		▶Page 140
	• Ceiling tracks		▶Page 240
	• Continuous base trim		▶Page 246
	• Feature strips		▶Page 250
	• Power receptacles		▶Page 241
	• Power and communication cover plates		▶Page 241
	• Infeeds		▶Page 260
	• Modular harnesses		▶Page 241
	• Field-installed powerkits		▶Page 264

Tip: SmartTools options are available and easily ordered when using SmartTools software. If you do not have access to SmartTools software, these options can also be ordered using the normal Specials RFQ (Request For Quote) process.

	SmartTools Options	U.S. Price	Required to Specify
Parametric Panel Widths (Available in 1" increments)	• Non standard widths	Use U.S. Base Price of next larger standard width	Specify panel widths in 1" increments.
	• Non standard modular widths	Use U.S. Base Price of next larger standard width	Specify panel widths in 1" increments.
Base	• 2½"H base	+$253	Specify to accept 2½"H base.
	• 4"H base	+$462	Specify to accept 4"H base.

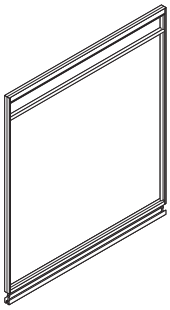

Specification Information

Two Divided Lite Frame Kits

Width	Style Number	U.S. Base Price
72"	**GPGSS2FK72**	$1943
80"	**GPGSS2FK80**	$2078
84"	**GPGSS2FK84**	$2223
96"	**GPGSS2FK96**	$2381
108"	**GPGSS2FK108**	$2546
120"	**GPGSS2FK120**	$2726
144"	**GPGSS2FK144**	$2915

Modular Two Divided Lite Frame Kits

Nominal Width	Modular Width	Style Number	U.S. Base Price
72"	70 11/16"	**GPGSM2FK72**	$1943
80"	78 11/16"	**GPGSM2FK80**	$2078
84"	82 11/16"	**GPGSM2FK84**	$2223
96"	94 11/16"	**GPGSM2FK96**	$2381
108"	106 11/16"	**GPGSM2FK108**	$2546
120"	118 11/16"	**GPGSM2FK120**	$2726
144"	142 11/16"	**GPGSM2FK144**	$2915

Glass Selections Two Divided Lite Glass Kits

Transom-Aligned Top Lite

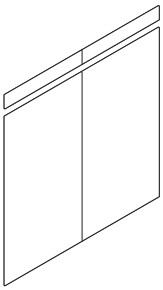

Tip: Order ceiling track, feature strip, and continuous base trim separately.

Tip: Glass kits are assembled in the field. Butt joints must be glazed with glazing tape or silicone sealant to be code-compliant.

Tip: Glass kits 72"W to 96"W have two pieces of glass. Kits 108"W to 144"W have three pieces of glass.

	Standard Includes	Required to Specify
▶ Need help? Product details, page 24	• Ceiling height from 8'0"H to 10'0"H, in one-inch increments • 3/8"-thick clear tempered glass • Floor track with adjustable levelers to accommodate continuous 5"H base trim (ordered separately)	1 Style number 2 Ceiling height 3 Glass number for lite 1 (from top) 4 Glass number for lite 2 5 Options, if selected (see below) ▶ See *Surface Materials,* page 362.

	Options	U.S. Price	Required to Specify
Surface Materials	**Top Lite Glass Panels 8'0" through 10'0", 72"W through 80"W**		
	• Glass price group 1	No cost	Specify glass number for lite.
	• Glass price group 2	+$ 687	Specify glass number for lite.
	• Glass price group 3	+$ 863	Specify glass number for lite.
	• Glass price group 4	N.A.	Specify glass number for lite.
	• Glass price group 5	N.A.	Specify glass number for lite.
	• Glass price group 6	N.A.	Specify glass number for lite.
	• Glass price group 7	+$3107	Specify glass number for lite.
			▶ See *Surface Materials Reference Manual.*
	Lower Lite Glass Panels 8'0" through 10'0" (per lite), 72"W through 80"W		
	• Glass price group 1	No cost	Specify glass number for lite.
	• Glass price group 2	+$2078	Specify glass number for lite.
	• Glass price group 3	+$2528	Specify glass number for lite.
	• Glass price group 4	N.A.	Specify glass number for lite.
	• Glass price group 5	N.A.	Specify glass number for lite.
	• Glass price group 6	N.A.	Specify glass number for lite.
	• Glass price group 7	+$4660	Specify glass number for lite.
			▶ See *Surface Materials Reference Manual.*
	Top Lite Glass Panels 8'0" through 10'0", 84"W through 96"W		
	• Glass price group 1	No cost	Specify glass number for lite.
	• Glass price group 2	+$ 863	Specify glass number for lite.
	• Glass price group 3	+$1068	Specify glass number for lite.
	• Glass price group 4	N.A.	Specify glass number for lite.
	• Glass price group 5	N.A.	Specify glass number for lite.
	• Glass price group 6	N.A.	Specify glass number for lite.
	• Glass price group 7	+$3729	Specify glass number for lite.
			▶ See *Surface Materials Reference Manual.*
	Lower Lite Glass Panels 8'0" through 10'0" (per lite), 84"W through 96"W		
	• Glass price group 1	No cost	Specify glass number for lite.
	• Glass price group 2	+$2399	Specify glass number for lite.
	• Glass price group 3	+$2917	Specify glass number for lite.
	• Glass price group 4	N.A.	Specify glass number for lite.
	• Glass price group 5	N.A.	Specify glass number for lite.
	• Glass price group 6	N.A.	Specify glass number for lite.
	• Glass price group 7	+$5591	Specify glass number for lite.
			▶ See *Surface Materials Reference Manual.*
	Top Lite Glass Panels 8'0" through 10'0", 108"W through 144"W		
	• Glass price group 1	No cost	Specify glass number for lite.
	• Glass price group 2	+$1117	Specify glass number for lite.
	• Glass price group 3	+$1379	Specify glass number for lite.
	• Glass price group 4	N.A.	Specify glass number for lite.
	• Glass price group 5	N.A.	Specify glass number for lite.
	• Glass price group 6	N.A.	Specify glass number for lite.
	• Glass price group 7	+$5591	Specify glass number for lite.
			▶ See *Surface Materials Reference Manual.*

▶ **Options, continued on next page**

▶**Options, continued from previous page**

	Options	U.S. Price	Required to Specify
Surface Materials, continued	**Lower Lite Glass Panels 8'0" through 10'0" (per lite), 108"W through 144"W**		
	• Glass price group 1	No cost	Specify glass number for lite.
	• Glass price group 2	+$3045	Specify glass number for lite.
	• Glass price group 3	+$3689	Specify glass number for lite.
	• Glass price group 4	N.A.	Specify glass number for lite.
	• Glass price group 5	N.A.	Specify glass number for lite.
	• Glass price group 6	N.A.	Specify glass number for lite.
	• Glass price group 7	+$8389	Specify glass number for lite.
			▶See *Surface Materials Reference Manual.*
Ceiling Height	• 8'0" through 9'0"	No cost	Specify ceiling height in 1" increments.
	• 9'1" through 10'0"	+$ 75	Specify ceiling height in 1" increments.
Related Products	• Power options		▶Page 140
	• Ceiling tracks		▶Page 240
	• Continuous base trim		▶Page 246
	• Feature strips		▶Page 250
	• Power receptacles		▶Page 241
	• Power and communication cover plates		▶Page 241
	• Infeeds		▶Page 260
	• Modular harnesses		▶Page 241
	• Field-installed powerkits		▶Page 264

Tip: SmartTools options are available and easily ordered when using SmartTools software. If you do not have access to SmartTools software, these options can also be ordered using the normal Specials RFQ (Request For Quote) process.

	SmartTools Options	U.S. Price	Required to Specify
Parametric Panel Widths (Available in 1" increments)	**Overall unit widths**		
	• 61"W through 95"W (excludes standard widths)	No cost	Specify panel widths in 1" increments.
	• 97"W through 143"W (excludes standard widths)	No cost	Specify panel widths in 1" increments.
Base	**2½"H base**		
	• 61"W through 96"W	+$ 27	Specify to accept 2½"H base.
	• 97"W through 144"W	+$ 41	Specify to accept 2½"H base.
	4"H base		
	• 4"H base	No cost	Specify to accept 4"H base.

Specification Information

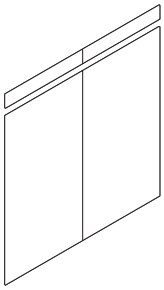

Two Divided Lite Glass Kits

Width	Style Number	U.S. Base Price
72"	**GPGSS2GK72**	$2801
80"	**GPGSS2GK80**	$3065
84"	**GPGSS2GK84**	$3194
96"	**GPGSS2GK96**	$3580
108"	**GPGSS2GK108**	$3973
120"	**GPGSS2GK120**	$4367
144"	**GPGSS2GK144**	$5143

Modular Two Divided Lite Glass Kits

Nominal Width	Modular Width	Style Number	U.S. Base Price
72"	70 11/16"	**GPGSM2GK72**	$2801
80"	78 11/16"	**GPGSM2GK80**	$3065
84"	82 11/16"	**GPGSM2GK84**	$3194
96"	9 11/16"	**GPGSM2GK96**	$3580
108"	106 11/16"	**GPGSM2GK108**	$3973
120"	118 11/16"	**GPGSM2GK120**	$4367
144"	142 11/16"	**GPGSM2GK144**	$5143

Glass Selections Clerestory Wall Panels

Transom-Aligned Top Lite



Tip: Order ceiling track feature strip, and continuous base trim separately.

Tip: For information regarding Etched and Pattern Glass Planning.
▶Page *98*.

Tip: Metallic paint is available on panel skins that are 36" wide or less.

	Standard Includes	Required to Specify
▶Need help? Product details, page 24	• Frame: paint or anodized aluminum • Ceiling height from 8'0"H to 10'0"H, in one-inch increments • 2 3/8"-thick panel with steel surfaces: paint • Factory-installed Clerestory lite: glass • Integral slotted verticals • Hollow core panel for cable and panel routing • Floor track with adjustable levelers to accommodate continuous 5"H base trim (ordered separately)	1 Style number 2 Ceiling height 3 Paint color number for frame 4 Paint color number for side 1 5 Paint color number for side 2 6 Glass number for Clerestory lite 7 Post extension 8 Options, if selected (see below) ▶See *Surface Materials,* page 362.

	Options	U.S. Price	Required to Specify
Surface Materials	**Frame**		
	• Paint price group 1	No cost	Specify paint color number.
	• Paint price group 2	+$ 41	Specify paint color number.
	• Paint price group 3	+$ 72	Specify paint color number.
	• Anodized aluminum	No cost	Specify anodized aluminum.
	Lower panel surfaces 8'0"H through 10'0"H (per side), 18"W to 24"W		
	• Paint price group 1	No cost	Specify paint color number.
	• Paint price group 2	+$ 26	Specify paint color number.
	• Paint price group 3	+$ 47	Specify paint color number.
	• Fabric price group 1	+$202	Specify fabric color number for side 1 and/or side 2.
	• Fabric price group 2	+$284	Specify fabric color number for side 1 and/or side 2.
	• Fabric price group 3	+$375	Specify fabric color number for side 1 and/or side 2.
	• Fabric price group 5	+$475	Specify fabric color number for side 1 and/or side 2.
	• Customer's Own Material/Vinyl (COM)	+$196	▶See *Surface Materials Reference Manual.*
	Clerestory lite glass panels 8'0"H through 10'0"H		
	• Glass price group 1	No cost	Specify glass number for lite.
	• Glass price group 2	+$ 81	Specify glass number for lite.
	• Glass price group 3	+$ 97	Specify glass number for lite.
	• Glass price group 4	N.A.	Specify glass number for lite.
	• Glass price group 5	N.A.	Specify glass number for lite.
	• Glass price group 6	N.A.	Specify glass number for lite.
	• Glass price group 7	+$412	Specify glass number for lite.
	Lower panel surfaces 8'0"H through 10'0"H (per side), 30"W to 36"W		
	• Paint price group 1	No cost	Specify paint color number.
	• Paint price group 2	+$ 53	Specify paint color number.
	• Paint price group 3	+$ 82	Specify paint color number.
	• Fabric price group 1	+$307	Specify fabric color number for side 1 and/or side 2.
	• Fabric price group 2	+$457	Specify fabric color number for side 1 and/or side 2.
	• Fabric price group 3	+$677	Specify fabric color number for side 1 and/or side 2.
	• Fabric price group 5	+$880	Specify fabric color number for side 1 and/or side 2.
	• Customer's Own Material/Vinyl (COM)	+$284	▶See *Surface Materials Reference Manual.*
	Clerestory lite glass panels 8'0"H through 10'0"H		
	• Glass price group 1	No cost	Specify glass number for lite.
	• Glass price group 2	+$119	Specify glass number for lite.
	• Glass price group 3	+$140	Specify glass number for lite.
	• Glass price group 4	N.A.	Specify glass number for lite.
	• Glass price group 5	N.A.	Specify glass number for lite.
	• Glass price group 6	N.A.	Specify glass number for lite.
	• Glass price group 7	+$617	Specify glass number for lite.

▶**Options, continued on next page**

▶**Options, continued from previous page**

	Options	U.S. Price	Required to Specify
Surface Materials, continued	**Lower panel surfaces 8'0"H through 10'0"H (per side) 40"W to 48"W**		
	• Paint price group 1	No cost	Specify paint color number.
	• Paint price group 3	+$ 82	Specify paint color number.
	• Fabric price group 1	+$ 307	Specify fabric color number for side 1 and/or side 2.
	• Fabric price group 2	+$ 457	Specify fabric color number for side 1 and/or side 2.
	• Fabric price group 3	+$ 677	Specify fabric color number for side 1 and/or side 2.
	• Fabric price group 5	+$ 880	Specify fabric color number for side 1 and/or side 2.
	• Customer's Own Material/Vinyl (COM)	+$ 284	▶ See *Surface Materials Reference Manual.*
	Clerestory lite glass panels 8'0"H through 10'0"H, 40"W to 48"W		
	• Glass price group 1	No cost	Specify glass number for lite.
	• Glass price group 2	+$ 159	Specify glass number for lite.
	• Glass price group 3	+$ 190	Specify glass number for lite.
	• Glass price group 4	N.A.	Specify glass number for lite.
	• Glass price group 5	N.A.	Specify glass number for lite.
	• Glass price group 6	N.A.	Specify glass number for lite.
	• Glass price group 7	+$ 822	Specify glass number for lite.
	Lower panel surfaces 8'0"H through 10'0"H (per side) 60"W		
	• Paint price group 1	No cost	Specify paint color number.
	• Paint price group 3	+$ 82	Specify paint color number.
	• Fabric price group 1	+$ 307	Specify fabric color number for side 1 and/or side 2.
	• Fabric price group 2	+$ 457	Specify fabric color number for side 1 and/or side 2.
	• Fabric price group 3	+$ 677	Specify fabric color number for side 1 and/or side 2.
	• Fabric price group 5	+$ 880	Specify fabric color number for side 1 and/or side 2.
	• Customer's Own Material/Vinyl (COM)	+$ 284	▶ See *Surface Materials Reference Manual.*
	Clerestory lite glass panels 8'0"H through 10'0"H, 60"W		
	• Glass price group 1	No cost	Specify glass number for lite.
	• Glass price group 2	+$ 201	Specify glass number for lite.
	• Glass price group 3	+$ 237	Specify glass number for lite.
	• Glass price group 4	N.A.	Specify glass number for lite.
	• Glass price group 5	N.A.	Specify glass number for lite.
	• Glass price group 6	N.A.	Specify glass number for lite.
	• Glass price group 7	+$1028	Specify glass number for lite.
Post Extension	• Post extensions modified to accommodate recessed ceiling track (ordered separately)	No cost	Specify *with post extensions for recessed ceiling track interface.*
	• Post extensions modified to accommodate overlapping ceiling track (ordered separately)	No cost	Specify *with post extensions for overlapping ceiling track interface.*
Ceiling Height	• 8'0" through 9'0"	No cost	Specify ceiling height in 1" increments.
	• 9'1" through 10'0"	+$ 141	Specify ceiling height in 1" increments.

Tip: Customer's Own Glass is available as a special at this time.

▶**Options, continued on next page**

Glass Selections Clerestory Wall Panels, Transom-Aligned Top Lite, continued

▶**Options, continued from previous page**

Tip: To price power in two locations, add the upcharges together.

Tip: Infeed is included in the price of ADA- or desk-height receptacle power location option.

Tip: Base power block location does not include infeed. It must be ordered separately, if needed.

Tip: NYC/CHI prices replace the receptacle power location option prices when selected.

	Options	U.S. Price	Required to Specify
Electrical Power (30"W through 60"W)	**Power block location**		
	• Base	+$ 306	Specify *with power block location at base.*
	• ADA height	+$1116	Specify *with power block location at ADA height.*
	• Desk height	+$1116	Specify *with power block location at desk height.*
	Power schematic		
	• 3+1	No cost	Specify *with 3+1 power.*
	• 2+2	No cost	Specify *with 2+2 power.*
	• 3SN	No cost	Specify *with 3SN power.*
	New York City/Chicago power prep		
	• NYC/CHI at base	N.A.	Specify *with NYC/CHI at base.*
	• NYC/CHI at ADA or desk height side 1	+$ 37	Specify *with NYC/CHI at ADA or desk height side 1.*
	• NYC/CHI at ADA or desk height side 2	+$ 37	Specify *with NYC/CHI at ADA or desk height side 2.*
	• NYC/CHI at ADA or desk height sides 1 and 2	+$ 77	Specify *with NYC/CHI at ADA or desk height sides 1 and 2.*
	Receptacle cutouts		
	• Power side 1	No cost	Specify *with power side 1.*
	• Power side 2	No cost	Specify *with power side 2.*
	• Power sides 1 and 2	+$ 37	Specify *with power sides 1 and 2.*
	• Power/comm side 1	No cost	Specify *with power/comm side 1.*
	• Power/comm side 2	No cost	Specify *with power/comm side 2.*
	• Power/comm sides 1 and 2	+$ 37	Specify *with power/comm sides 1 and 2.*
	Floor Infeeds		
	• Bottom left hardwire	No cost	Specify *with bottom left hardwire.*
	• Bottom left modular	+$ 141	Specify *with bottom left modular.*
Related Products	• Power options		▶Page 140
	• Ceiling tracks		▶Page 240
	• Continuous base trim		▶Page 246
	• Feature strips		▶Page 250
	• Power receptacles		▶Page 241
	• Power and communication cover plates		▶Page 241
	• Infeeds		▶Page 260
	• Modular harnesses		▶Page 241
	• Field-installed powerkits		▶Page 264

Tip: SmartTools options are available and easily ordered when using SmartTools software. If you do not have access to SmartTools software, these options can also be ordered using the normal Specials RFQ (Request For Quote) process.

	SmartTools Options	U.S. Price	Required to Specify
Parametric Panel Widths (Available in 1" increments)	• Non standard widths	No cost	Specify panel widths in 1" increments.
	• Non standard modular widths	No cost	Specify panel widths in 1" increments.
Base	• 2½"H base	+$ 113	Specify to accept 2½"H base.
	• 4"H base	+$ 83	Specify to accept 4"H base.

Specification Information

Clerestory Panels

Width	Style Number	U.S. Base Price
18"	**GPGSSC18**	$1785
20"	**GPGSSC20**	$1785
24"	**GPGSSC24**	$1888
30"	**GPGSSC30**	$1982
36"	**GPGSSC36**	$2046
40"	**GPGSSC40**	$2109
42"	**GPGSSC42**	$2109
48"	**GPGSSC48**	$2182
60"	**GPGSSC60**	$2809

Modular Clerestory Panels

Nominal Width	Modular Width	Style Number	U.S. Base Price
18"	16 11/16"	**GPGSMC18**	$1785
20"	18 11/16"	**GPGSMC20**	$1785
24"	22 11/16"	**GPGSMC24**	$1888
30"	28 11/16"	**GPGSMC30**	$1982
36"	34 11/16"	**GPGSMC36**	$2046
40"	38 11/16"	**GPGSMC40**	$2109
42"	40 11/16"	**GPGSMC42**	$2109
48"	46 11/16"	**GPGSMC48**	$2182
60"	58 11/16"	**GPGSMC60**	$2809

Glass Selections Pivot-Hinged Door Frames

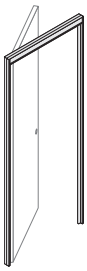

Tip: Glass door is available up to 9'0"H ceiling height.

Tip: Recommended for use with Glass Selections panels only.

Tip: Glass Selections pivot-hinged door frames work with Glass Selections door leaves only.

Tip: For information regarding Etched and Pattern Glass Planning.
▶Page *98*.

Tip: Order switch separately.

	Standard Includes	Required to Specify
▶Need help? Product details, page 42	• Ceiling height from 8'0"H to 10'0"H, in one-inch increments • Reversible, pivot-hinged door frame with plinths: paint or anodized aluminum • Door base: paint • Factory prep for pivot hinges *Tip: Order door hardware separately.* • Transom, if selected: glass	1 Style number 2 Ceiling height 3 Paint color number for frame 4 Paint color number for door base 5 Swing orientation 6 Glass number for transom, if selected 7 Metal color number for strike plate, if selected: 9200 Satin Chrome 9201 Polished Chrome 8 Post extension 9 Factory prep for cylindrical or mortise passage set or lockset, if selected 10 Options, if selected (see below) ▶ See *Surface Materials,* page 362.

	Options	U.S. Price	Required to Specify
Surface Materials	**Frame**		
	• Paint price group 1	No cost	Specify paint color number.
	• Paint price group 2	+$ 41	Specify paint color number.
	• Paint price group 3	+$ 74	Specify paint color number.
	• Anodized aluminum	No cost	Specify anodized aluminum.
	Base		
	• Paint price group 1	No cost	Specify paint color number.
	• Paint price group 2	+$ 9	Specify paint color number.
	• Paint price group 3	+$ 23	Specify paint color number.
	Strike plate		
	• Satin chrome	No cost	Specify *with 9200 Satin Chrome.*
	• Polished chrome	+$ 36	Specify *with 9201 Polished Chrome.*
	Single door frames with transom 8'0"H through 10'0"H		
	• Glass price group 1	No cost	Specify glass number for transom.
	• Glass price group 2	+$ 136	Specify glass number for transom.
	• Glass price group 3	+$ 164	Specify glass number for transom.
	• Glass price group 4	N.A.	Specify glass number for transom.
	• Glass price group 5	N.A.	Specify glass number for transom.
	• Glass price group 6	N.A.	Specify glass number for transom.
	• Glass price group 7	+$ 850	Specify glass number for transom.
	Pair door frames with transom 8'0"H through 10'0"H		
	• Glass price group 1	No cost	Specify glass number for transom.
	• Glass price group 2	+$ 267	Specify glass number for transom.
	• Glass price group 3	+$ 329	Specify glass number for transom.
	• Glass price group 4	N.A.	Specify glass number for transom.
	• Glass price group 5	N.A.	Specify glass number for transom.
	• Glass price group 6	N.A.	Specify glass number for transom.
	• Glass price group 7	+$1700	Specify glass number for transom.
Post Extension	• Post extensions modified to accommodate recessed ceiling track (ordered separately)	No cost	Specify *with post extensions for recessed ceiling track interface.*
	• Post extensions modified to accommodate overlapping ceiling track (ordered separately)	No cost	Specify *with post extensions for overlapping ceiling track interface.*
Ceiling Height	**Single door frames**		
	• 8'0" through 9'0"	No cost	Specify ceiling height in 1" increments.
	• 9'1" through 10'0"	+$ 75	Specify ceiling height in 1" increments.
	Pair door frames		
	• 8'0" through 9'0"	No cost	Specify ceiling height in 1" increments.
	• 9'1" through 10'0"	+$ 138	Specify ceiling height in 1" increments.

▶**Options, continued on next page**

Tip: Swing orientation is available on single pivot-hinged door frame with transom only to properly orient etched and patterned glass.

▶**Options, continued from previous page**

	Options	U.S. Price	Required to Specify
Swing Orientation ▶Page 48	**For single pivot-hinged door frame with transom**		
	• Left-hand door frame	No cost	Specify *with left-hand door frame.*
	• Right-hand door frame	No cost	Specify *with right-hand door frame.*
Lock Prep ▶Page 44	• Strike plate and factory prep for cylindrical passage set or lockset	No cost	Specify *with cylindrical prep.*
	• Strike plate and factory prep for mortise passage set or lockset	+$107	Specify *with mortise prep.*
Related Products	• Door leaves		▶Pages 214–220
	• Passage sets and locksets		▶Page 160
	• Hinges		▶Page 165
	• Stops		▶Page 165
	• Ceiling tracks		▶Page 240
	• Feature strips		▶Page 250

Tip: SmartTools options are available and easily ordered when using SmartTools software. If you do not have access to SmartTools software, these options can also be ordered using the normal Specials RFQ (Request For Quote) process.

	SmartTools Options	U.S. Price	Required to Specify
Base	• 2½"H base	+$ 78	Specify to accept 2½"H base.
	• 4"H base	+$ 83	Specify to accept 4"H base.

Specification Information

• **Width** • **Style Number** • **U.S. Base Price**

Single Door Frames

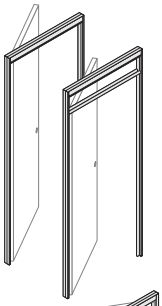

Full-Height

40"	**GPGSDSPF**	$1172

With Transom

40"	**GPGSDSPT**	$2297

Pair Frames

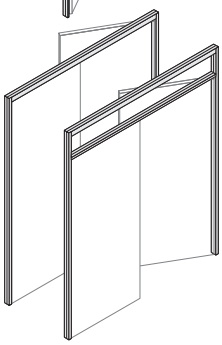

Full-Height

80"	**GPGSDPPF**	$1228

With Transom

80"	**GPGSDPPT**	$2449

Single Door Frames for Use with Switch Cutout

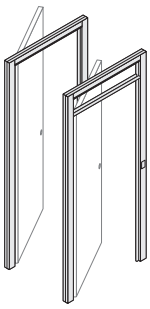

Full-Height

42"	**GPGSDSPFS**	$2079

With Transom

42"	**GPGSDSPTS**	$3180

Glass Selections Full-Height Butt-Hinged Door Frame



	Standard Includes	Required to Specify
▶ Need help? Product details, page 38	• Ceiling height from 7'5"H to 10'0"H, in 1" increments *Exception: maximum height of 42" wide door is 9'0" ceiling height.* • Factory prep for hinges • Plinths for base trim *Tip: Door hardware is ordered separately.*	1 Style number 2 Ceiling height (see below under Required Selections) 3 Width (see below under Required Selections) 4 Post extension (see below under Required Selections) 5 Paint color number for door frame 6 Paint color number for base 7 Options, if selected (see below) ▶ See *Surface Materials,* page 362.

	Required Selections	U.S. Price	Required to Specify
Ceiling Height	• 7'5"–10'0"	No cost	Specify ceiling height in 1" increments.
Width	• 40" • 42"	No cost No cost	Specify 40". Specify 42".
Post Extension	• Post extensions modified to accommodate recessed ceiling track (ordered separately) • Post extensions modified to accommodate overlapping ceiling track (ordered separately)	No cost No cost	Specify *with post extensions for recessed ceiling track interface.* Specify *with post extensions for overlapping ceiling track interface.*

Tip: 42" wide door frame has maximum height 108".

Tip: In order to ensure proper engagement at the drop seal, door frame cannot accommodate any fluctuation in floor height when drop seal is specified.

	Options	U.S. Price	Required to Specify
Surface Materials	**Door frame**		
	• Paint price group 1	No cost	Specify paint color number.
	• Paint price group 2	+$39	Specify paint color number.
	• Paint price group 3	+$65	Specify paint color number.
	• Anodized aluminum	No cost	Specify *with anodized aluminum.*
	Base		
	• Paint price group 1	No cost	Specify paint color number.
	• Paint price group 2	+$ 9	Specify paint color number.
	• Paint price group 3	+$22	Specify paint color number.
	• Anodized aluminum	No cost	Specify *with anodized aluminum.*
Base	• 2½" base • 5" base	No cost No cost	Specify *with 2½" base.* Specify *with 5" base.*
Swing Orientation	• Left hand door leaf • Right hand door leaf	No cost No cost	Specify *with left hand door leaf.* Specify *with right hand door leaf.*
Latch prep	• Cylindrical • Mortise • Push/pull • Ladder aligned • Ladder offset	No cost No cost No cost No cost No cost	Specify *with cylindrical.* Specify *with mortise.* Specify *with push/pull.* Specify *with ladder aligned.* Specify *with ladder offset.*
Roller Latch	• No roller latch • Top roller latch	No cost No cost	Specify *with no roller latch.* Specify *with top roller latch*
Hinge Type	• Butt hinge • Slim line hinge	No cost No cost	Specify *with butt hinge.* Specify *with slim line hinge.*
Switch Cutout	• No switch cutout • Low voltage cutout	No cost +$41	Specify *with no switch cutout.* Specify *with low voltage switch cutout.*

Tip: As an alternative to a frame with switch cutout, you can position a low-voltage switch in an in-line feature strip adjacent to the door frame.

Glass Selections
Full-Height Butt-Hinged
Door Frame

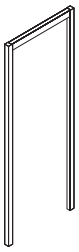

Specification Information

Width	Style Number	U.S. Base Price
40" or 42"	**GPGSDSBF**	$2112

Glass Selections Full-Height Pivot-Hinged Door Leaves

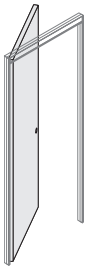

Tip: Glass Selections pivot-hinged door leaves work with Glass Selections door frames only.

Tip: For information regarding Etched and Pattern Glass Planning.
▶Page *98.*

	Standard Includes	Required to Specify
▶Need help? Product details, page 42	• Ceiling height from 8'0"H to 10'0"H, in one-inch increments *Exception: Maximum ceiling height of glass doors is 9'0"H.* • Reversible pivot-hinged door: paint price group 1, glass price group 1, flat-cut wood group 1 veneer, or anodized aluminum • Door frame: paint price group 1 or anodized aluminum • Factory prep for pivot hinges	1 Style number 2 Ceiling height 3 Paint color number for door, if solid door selected 4 Paint color number for door frame 5 Glass number for glass door, if glass door selected 6 Paint color number for glass door, if glass door selected 7 Wood veneer color number, if selected 8 Factory prep for cylindrical or mortise passage set or lockset, if selected 9 Options, if selected (see below) ▶See *Surface Materials,* page 362.

	Options	U.S. Price	Required to Specify
Surface Materials	**Glass door frame surface**		
	• Paint price group 1	No cost	Specify paint color number.
	• Paint price group 2	+$ 41	Specify paint color number.
	• Paint price group 3	+$ 72	Specify paint color number.
	• Anodized aluminum	No cost	Specify anodized aluminum.
	37 3/16"W solid single door leaf 8'0"H through 10'0"H		
	• Paint price group 1	No cost	Specify paint color number.
	• Paint price group 3	+$ 165	Specify paint color number.
	• Flat-cut wood group 1 veneer	No cost	Specify wood veneer color number.
	• Quarter-cut wood group 1 veneer	+$ 261	Specify wood veneer color number.
	• Customiz stain	No cost	Specify *with Customiz stain.*
	77 1/2"W solid pair door leaves 8'0"H through 10'0"H		
	• Paint price group 1	No cost	Specify paint color number.
	• Paint price group 3	+$ 328	Specify paint color number.
	• Flat-cut wood group 1 veneer	No cost	Specify wood veneer color number.
	• Quarter-cut wood group 1 veneer	+$ 529	Specify wood veneer color number.
	• Customiz stain	No cost	Specify *with Customiz stain.*
	Glass single door 8'0"H through 9'0"H		
	• Glass price group 1	No cost	Specify glass number for door.
	• Glass price group 2	+$ 585	Specify glass number for door.
	• Glass price group 3	+$ 698	Specify glass number for door.
	• Glass price group 4	N.A.	Specify glass number for door.
	• Glass price group 5	N.A.	Specify glass number for door.
	• Glass price group 6	N.A.	Specify glass number for door.
	• Glass price group 7	+$3077	Specify glass number for door.
Ceiling Height	**Solid single door leaves**		
	• 8'0" through 9'0"	No cost	Specify ceiling height in 1" increments.
	• 9'1" through 10'0"	+$ 417	Specify ceiling height in 1" increments.
	Solid pair door leaves		
	• 8'0" through 9'0"	No cost	Specify ceiling height in 1" increments.
	• 9'1" through 10'0"	+$ 834	Specify ceiling height in 1" increments.
Lock Prep ▶Page 44	• Strike plate and factory prep for cylindrical passage set or lockset	No cost	Specify *with cylindrical prep.*
	• Strike plate and factory prep for mortise passage set or lockset	+$ 68	Specify *with mortise prep.*
Related Products	• Door frames		▶Page 144
	• Passage sets and locksets		▶Page 160
	• Hinges		▶Page 165
	• Stops		▶Page 165

Tip: Ceiling height option is available on solid door leaves only.

Specification Information

Width	Corresponding Frame Width	Style Number	U.S. Base Price

Solid Single Door

37 3/16"	40"	**GPGSLSSPF40**	$3096

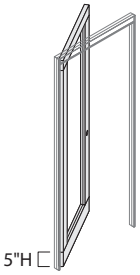

Glass Single Door with 5"H Bottom Rail

37 3/16"	40"	**GPGSLGSPF40**	$6395

Glass Single Door with 12"H Bottom Rail

37 3/16"	40"	**GPGLGSPF40B**	$6209



Solid Pair Door

77 1/2"	80"	**GPGSLSPPF80**	$6307

Glass Selections Transom-Height Pivot-Hinged Door Leaves

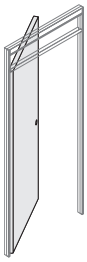

Tip: Glass Selections pivot-hinged door leaves work with Glass Selections door frames only.

Tip: For information regarding Etched and Pattern Glass Planning.
▶Page 98.

	Standard Includes	Required to Specify
▶Need help? Product details, page 42	• 7'0"H • Reversible pivot-hinged door: paint price group 1, glass price group 1, flat-cut wood group 1 veneer, or anodized aluminum • Door frame: paint or anodized aluminum • Factory prep for pivot hinges	1 Style number 2 Paint color number for door, if solid door selected 3 Glass number for glass door, if glass door selected 4 Paint color number for frame 5 Paint color number for glass door, if glass door selected 6 Wood veneer color number, if selected 7 Factory prep for cylindrical or mortise passage set or lockset, if selected 8 Options, if selected (see below) ▶See *Surface Materials,* page 362.

	Options	U.S. Price	Required to Specify
Surface Materials	**Transom-height glass door frame leaves**		
	• Paint price group 1	No cost	Specify paint color number.
	• Paint price group 2	+$ 41	Specify paint color number.
	• Paint price group 3	+$ 72	Specify paint color number.
	• Anodized aluminum	No cost	Specify anodized aluminum.
	37 3/16"W solid single door leave 7'0"H		
	• Paint price group 1	No cost	Specify paint color number.
	• Paint price group 3	+$ 165	Specify paint color number.
	• Flat-cut wood group 1 veneer	No cost	Specify wood veneer color number.
	• Quarter-cut wood group 1 veneer	+$ 237	Specify wood veneer color number.
	• Customiz stain	No cost	Specify *with Customiz stain.*
	77 1/2"W solid pair door leaves 7'0"H		
	• Paint price group 1	No cost	Specify paint color number.
	• Paint price group 3	+$ 328	Specify paint color number.
	• Flat-cut wood group 1 veneer	No cost	Specify wood veneer color number.
	• Quarter-cut wood group 1 veneer	+$ 475	Specify wood veneer color number.
	• Customiz stain	No cost	Specify *with Customiz stain.*
	Glass single door 7'0"H		
	• Glass price group 1	No cost	Specify glass number for door.
	• Glass price group 2	+$ 585	Specify glass number for door.
	• Glass price group 3	+$ 698	Specify glass number for door.
	• Glass price group 4	N.A.	Specify glass number for door.
	• Glass price group 5	N.A.	Specify glass number for door.
	• Glass price group 6	N.A.	Specify glass number for door.
	• Glass price group 7	+$3077	Specify glass number for door.
Lock Prep ▶Page 44	• Strike plate and factory prep for cylindrical passage set or lockset	No cost	Specify *with cylindrical prep.*
	• Strike plate and factory prep for mortise passage set or lockset	+$ 68	Specify *with mortise prep.*
Related Products	• Door frames		▶Page 144
	• Passage sets and locksets		▶Page 160
	• Hinges		▶Page 165
	• Stops		▶Page 165

Specification Information

Width	Corresponding Frame Width	Style Number	U.S. Base Price

Solid Single Door

37 3/16"	40"	**GPGSLSSPT40**	$2741

Tip: In some areas or applications, a 12" high bottom rail may be required by code. Check with local code officials to ensure compliance.

Glass Single Door with 5"H Bottom Rail

37 3/16"	40"	**GPGSLGSPT40**	$5660

Glass Single Door with 12"H Bottom Rail

37 3/16"	40"	**GPGLGSPT40B**	$6048

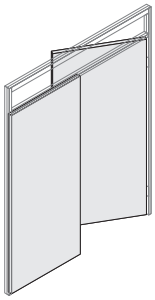

Solid Pair Door

77 1/2"	80"	**GPGSLSPPT80**	$5588

Glass Selections Full-Height Pivot-Hinged Door Leaves for Use with Switch Cutout

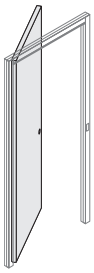

Tip: Glass Selections pivot-hinged door leaves work with Glass Selections door frames only.

Tip: For information regarding Etched and Pattern Glass Planning.
▶Page *98.*

Tip: Ceiling height option is available on solid door leaves only.

	Standard Includes	Required to Specify
▶Need help? Product details, page 42	• Ceiling height from 8'0"H to 10'0"H, in one-inch increments *Exception: Maximum ceiling height of glass doors is 9'0"H.* • Reversible pivot-hinged door: paint price group 1, glass price group 1, flat-cut wood group 1 veneer, or anodized aluminum • Door frame: paint or anodized aluminum • Factory prep for pivot hinges	1 Style number 2 Ceiling height 3 Swing orientation 4 Paint color number for door, if solid door selected 5 Paint color number for door frame 6 Glass number for glass door, if glass door selected 7 Paint color number for glass door, if glass door selected 8 Wood veneer color number, if selected 9 Factory prep for cylindrical or mortise passage set or lockset, if selected 10 Options, if selected (see below) ▶ See *Surface Materials,* page 362.

	Options	U.S. Price	Required to Specify
Surface Materials	**Full-height glass door frame leaves surface options**		
	• Paint price group 1	No cost	Specify paint color number.
	• Paint price group 2	+$ 41	Specify paint color number.
	• Paint price group 3	+$ 72	Specify paint color number.
	• Anodized aluminum	No cost	Specify paint color number.
	36⅜"W solid door leaves 8'0"H through 10'0"H		
	• Paint price group 1	No cost	Specify paint color number.
	• Paint price group 3	+$ 165	Specify paint color number.
	• Flat-cut wood group 1 veneer	No cost	Specify wood veneer color number.
	• Quarter-cut wood group 1 veneer	+$ 261	Specify wood veneer color number.
	• Customiz stain	No cost	Specify *with Customiz stain.*
	Glass single door 8'0"H through 9'0"H		
	• Glass price group 1	No cost	Specify glass number for door.
	• Glass price group 2	+$ 585	Specify glass number for door.
	• Glass price group 3	+$ 698	Specify glass number for door.
	• Glass price group 4	N.A.	Specify glass number for door.
	• Glass price group 5	N.A.	Specify glass number for door.
	• Glass price group 6	N.A.	Specify glass number for door.
	• Glass price group 7	+$3263	Specify glass number for door.
Ceiling Height	**Solid single door leaves**		
	• 8'0" through 9'0"	No cost	Specify ceiling height in 1" increments.
	• 9'1" through 10'0"	+$ 417	Specify ceiling height in 1" increments.
Swing Orientation ▶Page 48	**For single pivot-hinged door frame**		
	• Left-hand door frame	No cost	Specify *with left-hand door frame.*
	• Right-hand door frame	No cost	Specify *with right-hand door frame.*
Lock Prep ▶Page 44	• Strike plate and factory prep for cylindrical passage set or lockset	No cost	Specify *with cylindrical prep.*
	• Strike plate and factory prep for mortise passage set or lockset	+$ 68	Specify *with mortise prep.*
Related Products	• Door frames		▶Page 146
	• Passage sets and locksets		▶Page 160
	• Hinges		▶Page 165
	• Stops		▶Page 165

Specification Information

Width	Corresponding Frame Width	Style Number	U.S. Base Price

Solid Single Door

36⅜"	42"	**GPGSLSSPF42**	$3096

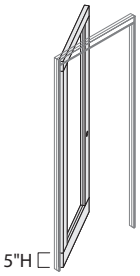

Tip: In some areas or applications, a 12" high bottom rail may be required by code. Check with local code officials to ensure compliance.

Glass Single Door with 5"H Bottom Rail

36⅜"	42"	**GPGSLGSPF42**	$6395

Glass Single Door with 12"H Bottom Rail

36⅜"	42"	**GPGLGSPF42B**	$6209

Glass Selections Transom-Height Pivot-Hinged Door Leaves for Use with Switch Cutout

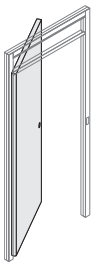

Tip: Glass Selections pivot-hinged door leaves work with Glass Selections door frames only.

Tip: In a Glass Selections door frame with glass transom, switch wiring must run down through the floor only. Wiring cannot run up to the ceiling.

Tip: For information regarding Etched and Pattern Glass Planning.
▶Page 98.

	Standard Includes	Required to Specify
▶Need help? Product details, page 42	• 7'0"H • Reversible pivot-hinged door: paint price group 1, glass price group 1, flat-cut wood group 1 veneer, or anodized aluminum • Door frame: paint or anodized aluminum • Factory prep for pivot hinges	1 Style number 2 Swing orientation 3 Paint color number for door, if solid door selected 4 Paint color number for door frame 5 Glass number for glass door, if glass door selected 6 Paint color number for glass door, if glass door selected 7 Wood veneer color number, if selected 8 Factory prep for cylindrical or mortise passage set or lockset, if selected 9 Options, if selected (see below) ▶See *Surface Materials,* page 362.

	Options	U.S. Price	Required to Specify
Surface Materials	**Transom-height glass frame door leaves surface options**		
	• Paint price group 1	No cost	Specify paint color number.
	• Paint price group 2	+$ 41	Specify paint color number.
	• Paint price group 3	+$ 72	Specify paint color number.
	• Anodized aluminum	No cost	Specify anodized aluminum.
	36⅜"W solid door leaves 7'0"H		
	• Paint price group 1	No cost	Specify paint color number.
	• Paint price group 3	+$ 165	Specify paint color number.
	• Flat-cut wood group 1 veneer	No cost	Specify wood veneer color number.
	• Quarter-cut wood group 1 veneer	+$ 237	Specify wood veneer color number
	• Customiz stain	No cost	Specify *with Customiz stain.*
	Glass single door 7'0"H		
	• Glass price group 1	No cost	Specify glass number for door.
	• Glass price group 2	+$ 585	Specify glass number for door.
	• Glass price group 3	+$ 698	Specify glass number for door.
	• Glass price group 4	N.A.	Specify glass number for door.
	• Glass price group 5	N.A.	Specify glass number for door.
	• Glass price group 6	N.A.	Specify glass number for door.
	• Glass price group 7	+$3263	Specify glass number for door.
Lock Prep ▶Page 44	• Strike plate and factory prep for cylindrical passage set or lockset	No cost	Specify *with cylindrical prep.*
	• Strike plate and factory prep for mortise passage set or lockset	+$ 68	Specify *with mortise prep.*
Related Products	• Door frames		▶Page 146
	• Passage sets and locksets		▶Page 160
	• Hinges		▶Page 165
	• Stops		▶Page 165

Glass Selections
Transom-Height Pivot-Hinged
Door Leaves for Use
with Switch Cutout

Specification Information

Width	Corresponding Frame Width	Style Number	U.S. Base Price

Solid Single Door

36⅜"	42"	**GPGSLSSPT42**	$2741

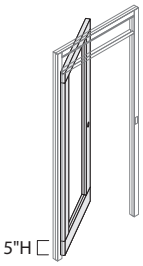

Glass Single Door with 5"H Bottom Rail

36⅜"	42"	**GPGSLGSPT42**	$5660

Tip: In some areas or applications, a 12" high bottom rail may be required by code. Check with local code officials to ensure compliance.

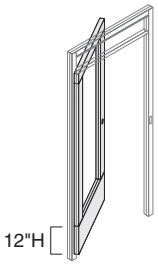

Glass Single Door with 12"H Bottom Rail

36⅜"	42"	**GPGLGSPT42B**	$6048

Glass Selections Full-Height Polished Edge Butt-Hinged Door Leaf

	Standard Includes	Required to Specify
▶ Need help? Product details, page 38	• Ceiling height from 7'5"H to 10'0"H, in one-inch increments *Exception: maximum height of 42" wide door is 9'0" ceiling height.* • Polished edge butt-hinged door with ½" tempered glass • Housing for latch set or roller latch as specified • Factory prep for hinges *Tip: Door hardware is ordered separately.*	1 Style number 2 Ceiling height (see below under Required Selections) 3 Width (see below under Required Selections) 4 Glass finish number for door 5 Paint or metal color number for hardware 6 Options, if selected (see below) ▶ See *Surface Materials,* page 362.

Tip: 42" wide door frame has maximum height 108".

	Required Selections	U.S. Price	Required to Specify
Ceiling Height	• 7'5"–10'0"	+$ 48 for every 4" increment over 89"	Specify ceiling height in 1" increments.
Width	• 40" • 42"	No cost +$ 61	Specify 40". Specify 42".

	Options	U.S. Price	Required to Specify
Surface Materials	**Glass door surface**		
	• Glass group 1	No cost	Specify paint color number.
	• Glass group 3	+$ 32.90 per SF (round up to nearest SF)	Specify paint color number.
	Hardware finish		
	• Satin chrome	No cost	Specify *with satin chrome.*
	• Polished chrome	+$ 51	Specify *with polished chrome.*
	• Black	+$ 62	Specify *with black.*
Glass Surface Orientation	• Polished to inside	No cost	Specify *with polished to inside.*
	• Polished to outside	No cost	Specify *with polished to outside.*
Swing Orientation	• Left hand door leaf	No cost	Specify *with left hand door leaf.*
	• Right hand door leaf	No cost	Specify *with right hand door leaf.*
Latch prep	• Cylindrical	No cost	Specify *with cylindrical.*
	• Mortise	+$544	Specify *with mortise.*
	• Push/pull	–$534	Specify *with push/pull.*
	• Ladder aligned	–$534	Specify *with ladder aligned.*
	• Ladder offset	–$534	Specify *with ladder offset.*
Roller Latch	• No roller latch	No cost	Specify *with no roller latch.*
	• Top roller latch	+$535	Specify *with top roller latch*
Hinge Type	• Butt hinge	No cost	Specify *with butt hinge.*
	• Slim line hinge	No cost	Specify *with slim line hinge.*

Specification Information

Width	Style Number	U.S. Base Price
40" or 42"	**GPLPESBF**	$2571

Glass Selections Full-Height Polished Edge Slider Doors with Close-Assist

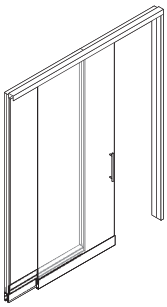

Tip: Full-height doors less than 108" ceiling height are standard with 3/8" thick glass. 1/2" thick glass can be selected for enhanced rigidity. Doors that are higher than 108" ceiling height are standard with 1/2" thick glass.

Tip: High-voltage switch is not available on Glass Selections slider door.

Tip: For information regarding Etched and Pattern Glass Planning.
▶Page 98.

Tip: All locks are random keyed.

Tip: High-voltage switch is not available for Glass Selections slider door.

Tip: Finishes for door hardware can vary slightly from one component to another depending on base metal materiality and finishing processes. When hardware is specified for common assemblies, all hardware components may not match exactly, but are designed to be compatible within a common door opening.

	Standard Includes	Required to Specify
▶Need help? Product details, page 56	• Ceiling height from 8'0"H to 10'0"H, in one-inch increments • Slider door: glass with polished edges • Frame: paint or anodized aluminum • Hardware (door pull, slider cylinder, thumbturn, and hanger covers): metal • Side panel • Door base: paint • Floor track with adjustable levelers to accommodate continuous 5"H base trim (ordered separately) • Slide hardware • Door: 3/8" thick for full-height doors 9'-0" and less	1 Style number 2 Ceiling height 3 Paint color number for frame 4 Paint color number for base 5 Glass thickness for door (if less than 108") 6 Glass number for slider door 7 Glass number for all-glass side panel 8 Post extension 9 Slide orientation 10 Hardware (door pull, slider cylinder, thumbturn, and hanger covers), if selected: 4710 Low Gloss Black 8031 Brushed Stainless 11 Options, if selected (see below) ▶ See *Surface Materials,* page 362.

	Options	U.S. Price	Required to Specify
Surface Materials	**Frame**		
	• Paint price group 1	No cost	Specify paint color number.
	• Paint price group 2	+$ 76	Specify paint color number.
	• Paint price group 3	+$ 135	Specify paint color number.
	• Anodized aluminum	No cost	Specify anodized aluminum.
	Base		
	• Paint price group 1	No cost	Specify paint color number.
	• Paint price group 2	+$ 23	Specify paint color number.
	• Paint price group 3	+$ 36	Specify paint color number.
	Full-height slider doors		
	• Glass price group 1	No cost	Specify glass number for door.
	• Glass price group 2	N.A.	Specify glass number for door.
	• Glass price group 3	+$2054	Specify glass number for door.
	• Glass price group 4	N.A.	Specify glass number for door.
	• Glass price group 5	N.A.	Specify glass number for door.
	• Glass price group 6	N.A.	Specify glass number for door.
	• Glass price group 7	N.A.	Specify glass number for door.
	Full-height slider door panels		
	• Glass price group 1	No cost	Specify glass number for door.
	• Glass price group 2	+$ 867	Specify glass number for door.
	• Glass price group 3	+$1030	Specify glass number for door.
	• Glass price group 4	N.A.	Specify glass number for door.
	• Glass price group 5	N.A.	Specify glass number for door.
	• Glass price group 6	N.A.	Specify glass number for door.
	• Glass price group 7	+$4660	Specify glass number for door.
Hardware (pull, slider lock, cylinder, thumbturn, and hanger covers)	• 8031 Brushed Stainless	No cost	Specify *with brushed stainless.*
	• 4710 Low Gloss Black		
	– No lock	+$ 32	Specify *with low gloss black.*
	– Lock	+$ 407	Specify *with low gloss black.*
Glass Thickness	• 3/8"-thick glass	No cost	Specify *with 3/8".*
	• 1/2"-thick glass	+$ 397	Specify *with 1/2".*
Post Extension	• Post extensions modified to accommodate recessed ceiling track (ordered separately)	No cost	Specify *with post extensions for recessed ceiling track interface.*
	• Post extensions modified to accommodate overlapping ceiling track (ordered separately)	No cost	Specify *with post extensions for overlapping ceiling track interface.*
Ceiling Height	• 8'0" through 9'0"	No cost	Specify ceiling height in 1" increments.
	• 9'1" through 10'0"	+$ 288	Specify ceiling height in 1" increments.

▶**Options, continued on next page**

▶**Options, continued from previous page**

	Options	U.S. Price	Required to Specify
Slide Orientation ▶Page 57	• Left-hand door frame • Right-hand door frame	No cost No cost	Specify *with left-hand door frame.* Specify *with right-hand door frame.*
Switch Cutout ▶Page 35	• Without cutout • With low-voltage switch cutout	No cost +$ 52	Specify *without cutout.* Specify *with low-voltage switch cutout.*
Lock	• No lock • Door lock with interior thumb latch	No cost +$1664	Specify *with no lock.* Specify *with lock.*
Close-Assist	• Leading edge only • Leading and trailing edge	+$ 433 +$ 866	Specify *with leading edge only.* Specify *with leading and trailing edge.*
Related Products	• Switches • Ceiling tracks • Continuous base trim • Feature strips		▶Page 167 ▶Page 240 ▶Page 246 ▶Page 250

Tip: SmartTools options are available and easily ordered when using SmartTools software. If you do not have access to SmartTools software, these options can also be ordered using the normal Specials RFQ (Request For Quote) process.

Tip: Slider door assembly widths are displayed in actual sizes. Relative width of door and side panel may vary.

Tip: For slider with frame kit as side panel, glass kit is ordered separately.

	SmartTools Options	U.S. Price	Required to Specify
Parametric Ceiling Height (Available in 1" increments)	• 7'5" through 7'11"	No cost	Specify ceiling height in 1" increments.
Parametric Width Slider Door Assembly with Equal Width Door and Slide Panel (Available in 1" increments)	• 78"W through 95"W (excludes standard widths)	No cost	Specify slider door assembly widths in 1" increments.
Parametric Width Slider Door Assembly with Fixed Width Door and Variable Width Side Panel (Available in 1" increments)	• 81"W through 108"W (excludes standard widths)	+$ 206	Specify slider door assembly widths in 1" increments.
Parametric Width Slider Door Assembly with Variable Width Frame Kit (Available in 1" increments)	**With 40" doors** • 101"W through 136"W • 137"W through 184"W **With 42" doors** • 103"W through 136"W • 137"W through 186"W **With 48" doors** • 109"W through 136"W • 137"W through 192"W	 +$ 183 +$ 540 +$ 183 +$ 540 +$ 183 +$ 540	 Specify slider door assembly widths in 1" increments. Specify slider door assembly widths in 1" increments. Specify slider door assembly widths in 1" increments. Specify slider door assembly widths in 1" increments. Specify slider door assembly widths in 1" increments. Specify slider door assembly widths in 1" increments.
Jamb-Mounted Lock	• Jamb-mounted lock profile - No lock • Jamb-mounted lock - SFIC less core • Jamb-mounted lock - Schlage cylinder without core • Jamb-mounted lock - Sargent cylinder and random keyed core (SFIC)	+$ 492 +$1313 +$1320 +$1756	Specify *with jamb-mounted lock - No lock.* Specify *with jamb-mounted lock SFIC less core.* Specify *with jamb-mounted lock Schlage cylinder.* Specify *with jamb-mounted lock Sargent cylinder.*

▶**SmartTools options, continued on next page**

Glass Selections Full-Height Polished Edge Slider Doors with Close-Assist, continued

Tip: SmartTools options are available and easily ordered when using SmartTools software. If you do not have access to SmartTools software, these options can also be ordered using the normal Specials RFQ (Request For Quote) process.

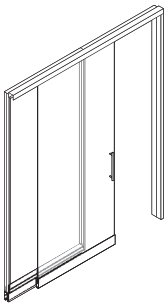

SmartTools options, continued from previous page

	SmartTools Options	U.S. Price	Required to Specify
Base	• 2½"H base • 4"H base	No cost +$302	Specify to accept 2½"H base. Specify to accept 4"H base.

Specification Information

• Width	• Style Number	• U.S. Base Price

Full-Height Slider Doors

80"	**GPGSDFFSC80**	$8068
84"	**GPGSDFFSC84**	$8227
96"	**GPGSDFFSC96**	$8813

Glass Selections Transom-Height Polished Edge Slider Doors with Close-Assist

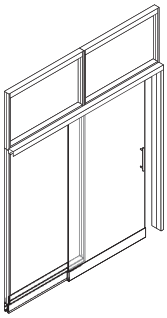

Tip: Door height is always 7'. Transom height varies depending on ceiling height.

Tip: Transom-height doors are standard with 3/8" thick glass. 1/2" thick glass can be selected for enhanced rigidity.

Tip: High-voltage switch is not available on Glass Selections slider door.

Tip: All locks are random keyed.

Tip: For information regarding Etched and Pattern Glass Planning.
▶Page 98.

	Standard Includes	Required to Specify
▶Need help? Product details, page 56	• Ceiling height from 8'0"H to 10'0"H, in one-inch increments • Slider door: glass with polished edges • Frame: paint or anodized aluminum • Hardware (door pull, slider cylinder and hanger covers): metal • Side panel • Door base: paint • Floor track with adjustable levelers to accommodate continuous 5"H base trim (ordered separately) • Slide hardware • Door: 3/8" thick	1 Style number 2 Ceiling height 3 Paint color number for frame 4 Glass thickness for door 5 Glass number for door frame top lite (door 1) 6 Glass number for slider door (door 2) 7 Glass number for side panel top lite (glass 1) 8 Glass number for side panel (glass 2) 9 Paint color number for door base 10 Post extension 11 Slide orientation 12 Hardware (door pull, slider cylinder and hanger covers), if selected: 4710 Low Gloss Black 8031 Brushed Stainless 13 Options, if selected (see below) ▶ See *Surface Materials,* page 362.

	Options	U.S. Price	Required to Specify
Surface Materials	**Frame**		
	• Paint price group 1	No cost	Specify paint color number.
	• Paint price group 2	+$ 76	Specify paint color number.
	• Paint price group 3	+$ 135	Specify paint color number.
	• Anodized aluminum	No cost	Specify anodized aluminum.
	Base		
	• Paint price group 1	No cost	Specify paint color number.
	• Paint price group 2	+$ 23	Specify paint color number.
	• Paint price group 3	+$ 36	Specify paint color number.
	Transom-height slider door		
	• Glass price group 1	No cost	Specify glass number for door.
	• Glass price group 2	N.A.	Specify glass number for door.
	• Glass price group 3	+$1862	Specify glass number for door.
	• Glass price group 4	N.A.	Specify glass number for door.
	• Glass price group 5	N.A.	Specify glass number for door.
	• Glass price group 6	N.A.	Specify glass number for door.
	• Glass price group 7	N.A.	Specify glass number for door.
	Transom-height side panel		
	• Glass price group 1	No cost	Specify glass number for door.
	• Glass price group 2	+$ 724	Specify glass number for door.
	• Glass price group 3	+$ 860	Specify glass number for door.
	• Glass price group 4	N.A.	Specify glass number for door.
	• Glass price group 5	N.A.	Specify glass number for door.
	• Glass price group 6	N.A.	Specify glass number for door.
	• Glass price group 7	+$3887	Specify glass number for door.
	Transom aligned top lites (per lite)		
	• Glass price group 1	No cost	Specify glass number for lite.
	• Glass price group 2	+$ 161	Specify glass number for lite.
	• Glass price group 3	+$ 190	Specify glass number for lite.
	• Glass price group 4	N.A.	Specify glass number for lite.
	• Glass price group 5	N.A.	Specify glass number for lite.
	• Glass price group 6	N.A.	Specify glass number for lite.
	• Glass price group 7	+$ 858	Specify glass number for lite.

▶**Options, continued on next page**

▶**Options, continued from previous page**

Tip: Finishes for door hardware can vary slightly from one component to another depending on base metal materiality and finishing processes. When hardware is specified for common assemblies, all hardware components may not match exactly, but are designed to be compatible within a common door opening.

	Options	U.S. Price	Required to Specify
Hardware (pull, slider lock, and cylinder)	• 8031 Brushed Stainless • 4710 Low Gloss Black – No lock – Lock	No cost +$ 32 +$ 407	Specify *with brushed stainless.* Specify with low gloss black Specify with low gloss black
Glass Thickness	• 3/8"-thick glass • 1/2"-thick glass	No cost +$ 336	Specify *with 3/8".* Specify *with 1/2".*
Post Extension	• Post extensions modified to accommodate recessed ceiling track (ordered separately) • Post extensions modified to accommodate overlapping ceiling track (ordered separately)	No cost No cost	Specify *with post extensions for recessed ceiling track interface.* Specify *with post extensions for overlapping ceiling track interface.*
Ceiling Height	• 8'0" through 9'0" • 9'1" through 10'0"	No cost +$ 165	Specify ceiling height in 1" increments. Specify ceiling height in 1" increments.
Slide Orientation ▶Page 57	• Left-hand door frame • Right-hand door frame	No cost No cost	Specify *with left-hand door frame.* Specify *with right-hand door frame.*
Switch Cutout ▶Page 35	• Without cutout • With low-voltage switch cutout	No cost +$ 52	Specify *without cutout.* Specify *with low-voltage switch cutout.*
Lock	• Door lock with interior thumb latch	+$1664	Specify *with lock.*
Close-Assist	• Leading edge only • Leading and trailing edge	+$ 433 +$ 866	Specify *with leading edge only.* Specify *with leading and trailing edge.*
Related Products	• Switches • Ceiling tracks • Continuous base trim • Feature strips		▶Page 167 ▶Page 240 ▶Page 246 ▶Page 250

Tip: SmartTools options are available and easily ordered when using SmartTools software. If you do not have access to SmartTools software, these options can also be ordered using the normal Specials RFQ (Request For Quote) process.

Tip: Slider door assembly widths are displayed in actual sizes. Relative width of door and side panel may vary.

	SmartTools Options	U.S. Price	Required to Specify
Parametric Width Slider Door Assembly with Equal Width Door and Slide Panel (Available in 1" increments)	• 78"W through 95"W (excludes standard widths)	No cost	Specify slider door assembly widths in 1" increments.
Parametric Width Slider Door Assembly with Fixed Width Door and Variable Width Side Panel (Available in 1" increments)	• 81"W through 108"W (excludes standard widths)	+$ 231	Specify slider door assembly widths in 1" increments.

▶**SmartTools Options, continued on next page**

Glass Selections Transom-Height Polished Edge Slider Doors with Close-Assist, continued

Tip: SmartTools options are available and easily ordered when using SmartTools software. If you do not have access to SmartTools software, these options can also be ordered using the normal Specials RFQ (Request For Quote) process.

Tip: For slider with frame kit as side panel, glass kit is ordered separately.

SmartTools options, continued from previous page

	SmartTools Options	U.S. Price	Required to Specify
Parametric Width Slider Door Assembly with Variable Width Frame Kit (Available in 1" increments)	**With 40" doors**		
	• 101"W through 136"W	+$368	Specify slider door assembly widths in 1" increments.
	• 137"W through 184"W	+$795	Specify slider door assembly widths in 1" increments.
	With 42" doors		
	• 103"W through 136"W	+$368	Specify slider door assembly widths in 1" increments.
	• 137"W through 186"W	+$795	Specify slider door assembly widths in 1" increments.
	With 48" doors		
	• 109"W through 136"W	+$368	Specify slider door assembly widths in 1" increments.
	• 137"W through 192"W	+$795	Specify slider door assembly widths in 1" increments.
Base	• 2½"H base	No cost	Specify to accept 2½"H base.
	• 4"H base	+$302	Specify to accept 4"H base.

Specification Information

• Width	• Style Number	• U.S. Base Price

Transom-Height Slider Doors

80"	**GPGSDFTSC80**	$8094
84"	**GPGSDFTSC84**	$8220
96"	**GPGSDFTSC96**	$8854

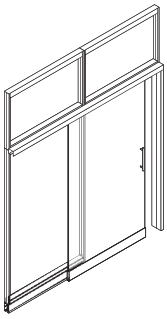

Glass Selections Polished Edge Slider Door Vertical Seal for Use with GS Slider Door

Tip: Vertical seal assemblies are 120" long and are cut to the appropriate height during installation.

Standard Includes	Required to Specify
▶ Need help? Product details, page 58 • Vertical seal: paint or anodized aluminum	1 Style number 2 Options, if selected (see below) ▶ See *Surface Materials,* page 362.

	Options	U.S. Price	Required to Specify
Surface Materials	• Paint price group 1	No cost	Specify paint color number.
	• Paint price group 2	+$ 9	Specify paint color number.
	• Paint price group 3	+$23	Specify paint color number.
	• Anodized aluminum	No cost	Specify anodized aluminum.

Specification Information

Style Number	U.S. Base Price
GPGSDFSVS	$87

Glass Selections Mini Ends

Glass Selections Mini Ends to the Floor

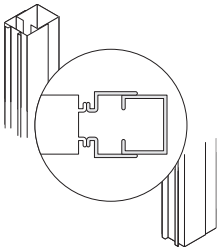

Tip: Mini ends should be specified to the floor when positioned next to a door frame. Mini ends will be field-cut by installer to final length.

Tip: For painted mini ends, use Privacy Wall mini ends.

Tip: SmartTools options are available and easily ordered when using SmartTools software. If you do not have access to SmartTools software, these options can also be ordered using the normal Specials RFQ (Request For Quote) process.

	Standard Includes	Required to Specify
▶ Need help? Product details, page 70	• Mini end: 10'1"H • Outer channel: clear anodized aluminum • Inner channel: clear anodized aluminum	1 Style number 2 Options, if selected (see below)

	SmartTools Options	U.S. Price	Required to Specify
Modified Angle (45° to 135° in 5" increments)	• For GPGSMESF	+$221	Specify *with modified angle.*
	• For GPGSMEMF	+$234	Specify *with modified angle.*
	• For GPGSMELF	+$253	Specify *with modified angle.*

Specification Information

• Size	• Style Number	• U.S. Base Price
1½" to 2⅛"	**GPGSMESF**	$400
2⅛" to 3½"	**GPGSMEMF**	$447
3½" to 6"	**GPGSMELF**	$537

Glass Selections Mini Ends

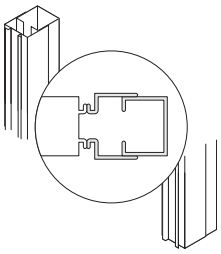

Tip: SmartTools options are available and easily ordered when using SmartTools software. If you do not have access to SmartTools software, these options can also be ordered using the normal Specials RFQ (Request For Quote) process.

Tip: For painted mini ends, use Privacy Wall mini ends.

	Standard Includes	Required to Specify
▶ Need help? Product details, page 70	• Ceiling height from 8'0"H to 10'0"H, in one-inch increments • Telescoping mini end: clear anodized aluminum • Aligns to top of 5"H base	1 Style number 2 Ceiling height 3 Options, if selected (see below)

	SmartTools Options	U.S. Price	Required to Specify
Parametric Ceiling Height (Available in 1" increments)	• 7'5" through 7'11"	No cost	Specify ceiling height in 1" increments.
Modified Angle (45° to 135° in 5° increments)	• For GPGSMES • For GPGSMEM • For GPGSMEL	+$221 +$234 +$253	Specify *with modified angle.* Specify *with modified angle.* Specify *with modified angle.*
Base	• 2½"H base • 4"H base	No cost +$ 24	Specify to accept 2½"H base. Specify to accept 4"H base.

Specification Information

Size	Style Number	U.S. Base Price
1½" to 2⅛"	**GPGSMES**	$400
2⅛" to 3½"	**GPGSMEM**	$447
3½" to 6"	**GPGSMEL**	$537

Glass Selections Transitions

All-Glass L-Corner Units and All-Glass L-Corner Units with Two Transom-Aligned Lites

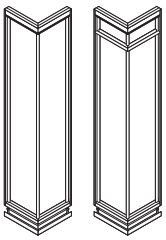

Tip: L-corner units are factory-assembled. Glass joint is field-glazed (glazing tape or silicone sealant) as part of the installation process.

Tip: L-corner units plan dimensionally in the same manner as individual panels that are joined by a post.

Tip: SmartTools options are available and easily ordered when using SmartTools software. If you do not have access to SmartTools software, these options can also be ordered using the normal Specials RFQ (Request For Quote) process.

	Standard Includes	Required to Specify
▶ Need help? Product details, page 26	• Ceiling height from 8'0"H to 10'0"H, in one-inch increments • 2⅜"-thick panel with frame: paint or anodized aluminum • All glass, if selected • Two factory-installed lites—top lite is transom aligned: glass • Floor track with adjustable levelers to accommodate continuous 5"H base trim (ordered separately): paint	1 Style number 2 Paint color number for frame 3 Ceiling height 4 Glass finish 5 Options, if selected (see below) ▶ See *Surface Materials,* page 362.

	Options	U.S. Price	Required to Specify
Surface Materials	**Frame**		
	• Paint price group 1	No cost	Specify paint color number.
	• Paint price group 2	+$ 41	Specify paint color number.
	• Paint price group 3	+$ 72	Specify paint color number.
	• Anodized aluminum	No cost	Specify anodized aluminum.
	L-corner unit glass panels 8'0" through 10'0"		
	• Glass price group 1	No cost	Specify glass number for lite.
	• Glass price group 2	+$ 643	Specify glass number for lite.
	• Glass price group 3	+$ 737	Specify glass number for lite.
	• Glass price group 4	N.A.	Specify glass number for lite.
	• Glass price group 5	N.A.	Specify glass number for lite.
	• Glass price group 6	N.A.	Specify glass number for lite.
	• Glass price group 7	+$1370	Specify glass number for lite.
	L-corner unit with two transom-aligned lites, top lite glass panels 8'0" through 10'0"		
	• Glass price group 1	No cost	Specify glass number for lite.
	• Glass price group 2	+$ 153	Specify glass number for lite.
	• Glass price group 3	+$ 173	Specify glass number for lite.
	• Glass price group 4	N.A.	Specify glass number for lite.
	• Glass price group 5	N.A.	Specify glass number for lite.
	• Glass price group 6	N.A.	Specify glass number for lite.
	• Glass price group 7	+$ 342	Specify glass number for lite.
	L-corner unit with two transom-aligned lites, lower lite glass panels 8'0" through 10'0"		
	• Glass price group 1	No cost	Specify glass number for lite.
	• Glass price group 2	+$ 488	Specify glass number for lite.
	• Glass price group 3	+$ 564	Specify glass number for lite.
	• Glass price group 4	N.A.	Specify glass number for lite.
	• Glass price group 5	N.A.	Specify glass number for lite.
	• Glass price group 6	N.A.	Specify glass number for lite.
	• Glass price group 7	+$1028	Specify glass number for lite.
Ceiling Height	• 8'0" through 9'0"	No cost	Specify ceiling height in 1" increments.
	• 9'1" through 10'0"	+$ 141	Specify ceiling height in 1" increments.
Related Products	• Ceiling tracks		▶ Page 240
	• Continuous base trim		▶ Page 246
	• Feature strips		▶ Page 250

	SmartTools Options	U.S. Price	Required to Specify
Parametric Ceiling Height (All glass L-corner units only)	• 7'5" through 7'11"	Use 8'0" price	Specify ceiling height in 1" increments.
Base	• 2½"H base	+$ 253	Specify to accept 2½"H base.
	• 4"H base	+$ 455	Specify to accept 4"H base.

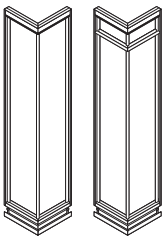

Specification Information

L-Corner Units

Width	Style Number	U.S. Base Price
All Glass		
18"	**GPGSSGL**	$2092
Two Divided Lites		
18"	**GPGSS2LL**	$2639

L-Modular Corner Units

Nominal Width	Modular Width	Style Number	U.S. Base Price
18" x 18"	16 5/16" x 16 5/16"	**GPGSMGL**	$2092
18" x 18"	16 5/16" x 16 5/16"	**GPGSM2LL**	$2639

Glass Selections T-Corner Unit All-Glass Frame Kits

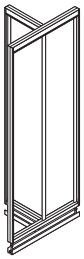

Tip: Frame and glass kits are assembled in the field. Butt joints must be glazed with glazing tape or silicone sealant to be code-compliant.

Tip: T-corner frame kits plan dimensionally in the same manner as individual 18" panels that are joined by a post.

Tip: Due to the process steps involved in installation of glass, T-corner frame kits can be placed no closer than 20" to a single mini end or wall channel.

Tip: SmartTools options are available and easily ordered when using SmartTools software. If you do not have access to SmartTools software, these options can also be ordered using the normal Specials RFQ (Request For Quote) process.

	Standard Includes	Required to Specify
▶ Need help? Product details, page 26	• Ceiling height from 8'0"H to 10'0"H, in one-inch increments • 2⅜"-thick panel with clear frame: paint or anodized aluminum • Floor track with adjustable levelers to accommodate continuous 5"H base trim (ordered separately): paint	1 Style number 2 Ceiling height 3 Paint color number for frame 4 Glass number for lite ▶ See *Surface Materials,* page 362.

	Options	U.S. Price	Required to Specify
Surface Materials	**Frame**		
	• Paint price group 1	No cost	Specify paint color number.
	• Paint price group 2	+$ 41	Specify paint color number.
	• Paint price group 3	+$ 72	Specify paint color number.
	• Anodized aluminum	No cost	Specify anodized aluminum.
Ceiling Height	• 8'0" through 9'0"	No cost	Specify ceiling height in 1" increments.
	• 9'1" through 10'0"	+$ 75	Specify ceiling height in 1" increments.
Related Products	• Ceiling tracks		▶ Page 240
	• Continuous base trim		▶ Page 246
	• Feature strips		▶ Page 250

	SmartTools Options	U.S. Price	Required to Specify
Parametric Ceiling Height (Available in 1" increments)	• 7'5" through 7'11"	Use 8'0" price	Specify ceiling height in 1" increments.
Base	• 2½"H base	+$226	Specify to accept 2½"H base.
	• 4"H base	+$455	Specify to accept 4"H base.

Specification Information

All-Glass Frame Kits

Width	Style Number	U.S. Base Price
18" x 18" x 18"	**GPGSSGFKT**	$1931

Modular All-Glass Frame Kits

Nominal Width	Modular Width	Style Number	U.S. Base Price
18" x 18" x 18"	16¾" x 16¾" x 16¾"	**GPGSMGFKT**	$1931

Glass Selections T-Corner Units All-Glass Kits

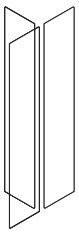

Tip: Frame and glass kits are assembled in the field. Butt joints must be glazed with glazing tape or silicone sealant to be code-compliant.

Tip: T-corner frame kits plan dimensionally in the same manner as individual 18" panels that are joined by a post.

Tip: T-corner glass kits include three pieces of glass.

Tip: Due to the process steps involved in installation of glass, T-corner frame kits can be placed no closer than 20" to a single mini-end or wall channel.

Tip: SmartTools options are available and easily ordered when using SmartTools software. If you do not have access to SmartTools software, these options can also be ordered using the normal Specials RFQ (Request For Quote) process.

	Standard Includes	Required to Specify
▶ Need help? Product details, page 26	• Ceiling height from 8'0"H to 10'0"H, in one-inch increments • 2⅜"-thick panel with clear anodized aluminum frame: paint • Floor track with adjustable levelers to accommodate continuous 5"H base trim (ordered separately): paint	1 Style number 2 Ceiling height 3 Glass number for lite ▶ See *Surface Materials,* page 362.

	Options	U.S. Price	Required to Specify
Surface Materials	**Top lite glass panels 8'0" through 10'0"**		
	• Glass price group 1	No cost	Specify glass number for lite.
	• Glass price group 2	+$1199	Specify glass number for lite.
	• Glass price group 3	+$2172	Specify glass number for lite.
	• Glass price group 4	N.A.	Specify glass number for lite.
	• Glass price group 5	N.A.	Specify glass number for lite.
	• Glass price group 6	N.A.	Specify glass number for lite.
	• Glass price group 7	+$5208	Specify glass number for lite.
Ceiling Height	• 8'0" through 9'0"	No cost	Specify ceiling height in 1" increments.
	• 9'1" through 10'0"	+$ 75	Specify ceiling height in 1" increments.
Related Products	• Ceiling tracks		▶ Page 240
	• Continuous base trim		▶ Page 246
	• Feature strips		▶ Page 250

	SmartTools Options	U.S. Price	Required to Specify
Parametric Ceiling Height (Available in 1" increments)	• 7'5" through 7'11"	Use 8'0" price	Specify ceiling height in 1" increments.
Base	• 2½"H base	+$ 53	Specify to accept 2½"H base.
	• 4"H base	No cost	Specify to accept 4"H base.

Specification Information

Width	Style Number	U.S. Base Price	Nominal Width	Modular Width	Style Number	U.S. Base Price
All-Glass Glass Kits			**Modular All-Glass Glass Kits**			
18" x 18" x 18"	**GPGSSGGKT**	$724	18" x 18" x 18"	16¾" x 16¾" x 16¾"	**GPGSMGGKT**	$724

Glass Selections T-Corner Units Two Divided Lite Frame Kits

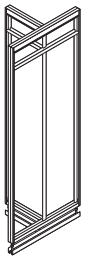

Tip: Frame and glass kits are assembled in the field. Butt joints must be glazed with glazing tape or silicone sealant to be code-compliant.

Tip: T-corner frame kits plan dimensionally in the same manner as individual 18" panels that are joined by a post.

Tip: Due to the process steps involved in installation of glass, T-corner frame kits can be placed no closer than 20" to a mini end or wall channel.

Tip: SmartTools options are available and easily ordered when using SmartTools software. If you do not have access to SmartTools software, these options can also be ordered using the normal Specials RFQ (Request For Quote) process.

	Standard Includes	Required to Specify
▶ Need help? Product details, page 26	• Ceiling height from 8'0"H to 10'0"H, in one-inch increments • 2⅜"-thick panel with frame: paint or anodized aluminum • Floor track with adjustable levelers to accommodate continuous 5"H base trim (ordered separately): paint	1 Style number 2 Ceiling height 3 Paint color number for frame 4 Glass number for lite 5 Options, if selected (see below) ▶ See *Surface Materials,* page 362.

	Options	U.S. Price	Required to Specify
Surface Materials	**Frame**		
	• Paint price group 1	No cost	Specify paint color number.
	• Paint price group 2	+$ 41	Specify paint color number.
	• Paint price group 3	+$ 72	Specify paint color number.
	• Anodized aluminum	No cost	Specify anodized aluminum.
Ceiling Height	• 8'0" through 9'0"	No cost	Specify ceiling height in 1" increments.
	• 9'1" through 10'0"	+$ 75	Specify ceiling height in 1" increments.
Related Products	• Ceiling tracks		▶ Page 240
	• Continuous base trim		▶ Page 246
	• Feature strips		▶ Page 250

	SmartTools Options	U.S. Price	Required to Specify
Base	• 2½"H base	+$226	Specify to accept 2½"H base.
	• 4"H base	+$455	Specify to accept 4"H base.

Specification Information

Width	Style Number	U.S. Base Price
Two Divided Lite Frame Kits		
18" x 18" x 18"	**GPGSS2FKT**	$2220

Nominal Width	Modular Width	Style Number	U.S. Base Price
Modular Two Divided Lite Frame Kits			
18" x 18" x 18"	16¾" x 16¾" x 16¾"	**GPGSM2FKT**	$2220

Glass Selections T-Corner Units Two Divided Lite Glass Kits

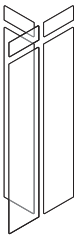

Tip: Frame and glass kits are assembled in the field. Butt joints must be glazed with glazing tape or silicone sealant to be code-compliant.

Tip: T-corner frame kits plan dimensionally in the same manner as individual 18" panels that are joined by a post.

Tip: T-corner glass kits include three pieces of glass.

Tip: Due to the process steps involved in installation of glass, T-corner frame kits can be placed no closer than 20" to a single mini-end or wall channel.

Tip: SmartTools options are available and easily ordered when using SmartTools software. If you do not have access to SmartTools software, these options can also be ordered using the normal Specials RFQ (Request For Quote) process.

	Standard Includes	Required to Specify
▶ Need help? Product details, page 26	• Ceiling height from 8'0"H to 10'0"H, in one-inch increments • 2⅜"-thick panel with clear anodized aluminum frame: paint • Floor track with adjustable levelers to accommodate continuous 5"H base trim (ordered separately): paint	1 Style number 2 Ceiling height 3 Glass number for lite 4 Options, if selected (see below) ▶ See *Surface Materials,* page 362.

	Options	U.S. Price	Required to Specify
Surface Materials	**Top Lite Glass Panels 8'0" through 10'0"**		
	• Glass price group 1	No cost	Specify glass number for lite.
	• Glass price group 2	+$ 362	Specify glass number for lite.
	• Glass price group 3	+$ 654	Specify glass number for lite.
	• Glass price group 4	N.A.	Specify glass number for lite.
	• Glass price group 5	N.A.	Specify glass number for lite.
	• Glass price group 6	N.A.	Specify glass number for lite.
	• Glass price group 7	+$2084	Specify glass number for lite.
	Lower Lite Glass Panels 8'0" through 10'0"		
	• Glass price group 1	No cost	Specify glass number for lite.
	• Glass price group 2	+$ 863	Specify glass number for lite.
	• Glass price group 3	+$1560	Specify glass number for lite.
	• Glass price group 4	N.A.	Specify glass number for lite.
	• Glass price group 5	N.A.	Specify glass number for lite.
	• Glass price group 6	N.A.	Specify glass number for lite.
	• Glass price group 7	+$3124	Specify glass number for lite.
Ceiling Height	• 8'0" through 9'0"	No cost	Specify ceiling height in 1" increments.
	• 9'1" through 10'0"	+$ 75	Specify ceiling height in 1" increments.
Related Products	• Ceiling tracks		▶ Page 240
	• Continuous base trim		▶ Page 246
	• Feature strips		▶ Page 250

	SmartTools Options	U.S. Price	Required to Specify
Base	• 2½"H base	+$ 53	Specify to accept 2½"H base.
	• 4"H base	No cost	Specify to accept 4"H base.

Specification Information

Width	Style Number	U.S. Base Price	Nominal Width	Modular Width	Style Number	U.S. Base Price
Two Divided Lite Glass Kits			**Modular Two Divided Lite Glass Kits**			
18" x 18" x 18"	**GPGSS2GKT**	$778	18" x 18" x 18"	16¾" x 16¾" x 16¾"	**GPGSM2GKT**	$778

Ceiling Tracks

Ceiling Tracks

Recessed

Overlapping

Tip: No ceiling clip is included unless selected as an option.

Tip: For finished end ceiling track.
See page 62.

Tip: Ceiling clip option is on straight and finished-end ceiling tracks only.

Tip: When required by the local seismic design criteria, additional ceiling fasteners and/or structural bracing may be required. For more information regarding seismic applications, visit the Architectural Solutions web site at village.steelcase.com.

Tip: SmartTools options are available and easily ordered when using SmartTools software. If you do not have access to SmartTools software, these options can also be ordered using the normal Specials RFQ (Request For Quote) process.

	Standard Includes	Required to Specify
Need help? Product details, page 62	• Ceiling track: paint	1 Style number 2 Ceiling track 3 Paint color number for ceiling track 4 Options, if selected (see below) See *Surface Materials,* page 362.

	Options	U.S. Price	Required to Specify
Surface Materials	• Paint price group 1	No cost	Specify paint color number.
	• Paint price group 2	+$23	Specify paint color number.
	• Paint price group 3	+$36	Specify paint color number.
Ceiling Track	• Recessed ceiling track	No cost	Specify *with recessed ceiling track.*
	• Overlapping ceiling track	No cost	Specify *with overlapping ceiling track.*
Ceiling Clips	• No fastener	No cost	Specify *with no fastener.*
	• 1" x 1/4"D tegular	No cost	Specify *with 1" x 1/4"D tegular clip.*
	• 1" x 3/8"D tegular	No cost	Specify *with 1" x 3/8"D tegular clip.*
	• 1" x 1/2"D tegular	No cost	Specify *with 1" x 1/2"D tegular clip.*
	• 1" x 5/8"D tegular	No cost	Specify *with 1" x 5/8"D tegular clip.*
	• Donn Fineline 1/4" slot	No cost	Specify *with Donn Fineline with 1/4" slot clip.*
	• Donn Fineline 1/8" slot	No cost	Specify *with Donn Fineline with 1/8" slot clip.*
	• 1"W exposed T	No cost	Specify *with 1"W exposed T clip.*
	• 1" fluted runner 1/4" – 20"	No cost	Specify *with 1" fluted runner 1/4" – 20" clip.*
	• 1" tee quick clip	No cost	Specify *with 1" tee quick clip.*
	• 9/16"W exposed tee	No cost	Specify *with 9/16"W exposed tee clip.*
	• 9/16" x 1/4"D tegular	No cost	Specify *with 9/16" x 1/4"D tegular clip.*
	• 9/16" x 5/16"D tegular	No cost	Specify *with 9/16" x 5/16"D tegular clip.*

	SmartTools Options	U.S. Price	Required to Specify
Modified Angle (70° to 175° in 5° increments)	• For GPCT120V 70°-115°	+$49	Specify *with modified angle.*
	• For GPCT135V 125°-175°	+$49	Specify *with modified angle.*

Specification Information

Width	Style Number	U.S. Base Price
Straight Ceiling Track		
120"	**GPCTS**	$218
Finished-End Ceiling Track		
120"	**GPCTFE**	$254
Corner L Ceiling Track		
24"	**GPCTLS**	$215

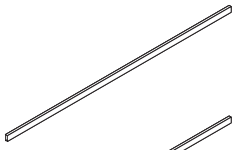

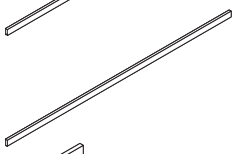

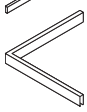

Specification Information, continued on next page

▶**Specification Information, continued from previous page**

Specification Information

Width	Style Number	U.S. Base Price

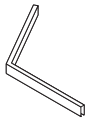

120° Corner V Ceiling Track

24"	**GPCT120V**	$215

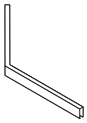

135° Corner V Ceiling Track

24"	**GPCT135V**	$215

Ceiling Track Clip Kits

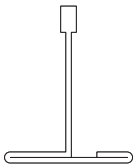

Tip: Ceiling clip attachment hardware is included with ceiling track. Additional ceiling clip kits can be ordered separately for inventory or changes.

	Standard Includes	Required to Specify
▶ Need help? Product details, page 63	• Quantity of 200 ceiling track clips and necessary attachment hardware	1 Style number 2 Options, if selected (see below)

	Options	U.S. Price	Required to Specify
Post Extensions	• Post extensions modified to accommodate recessed ceiling track (ordered separately)	No cost	Specify *with post extensions for recessed ceiling track interface.*
	• Post extensions modified to accommodate overlapping ceiling track (ordered separately)	No cost	Specify *with post extensions for overlapping ceiling track interface.*

Specification Information

Style Number	U.S. Price
1" x 1/4"D Tegular	
GPCFKT	$2456
1" x 3/8"D Tegular	
GPCFKX	$2456
1" x 1/2"D Tegular	
GPCFKY	$2959
1" x 5/8"D Tegular	
GPCFKZ	$2959
Donn Fineline 1/4" Slot	
GPCFKM	$ 449
Donn Fineline 1/8" Slot	
GPCFKU	$1125
1"W Exposed T	
GPCFKA	$ 765
1" Fluted Runner 1/4"–20"	
GPCFKP	$ 39
1" Tee Quick Clip	
GPCFKQ	$1426

▶ **Specification Information, continued on next page**

▶**Specification Information, continued from previous page**

Specification Information

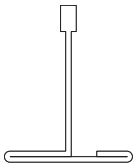

Style Number	U.S. Price
9/16"W Exposed Tee	
GPCFKR	$ 765
9/16" x 1/4"D Tegular	
GPCFKT5	$2669
9/16" x 5/16"D Tegular	
GPCFKX5	$2669

Ceiling Track T-Clip

T-clip for recessed ceiling track

T-clip for overlapping ceiling track

	Standard Includes	Required to Specify
▶ Need help? Product details, page 63	• T-clip for ceiling track: black paint only	1 Style number 2 Options, if selected (see below)

	Options	U.S. Price	Required to Specify
Post Extensions	• Post extensions modified to accommodate recessed ceiling track (ordered separately)	No cost	Specify *with post extensions for recessed ceiling track interface.*
	• Post extensions modified to accommodate overlapping ceiling track (ordered separately)	No cost	Specify *with post extensions for overlapping ceiling track interface.*

Specification Information

• Style Number	• U.S. Price
GPCTT	$7

Ceiling Track Bypass Cover

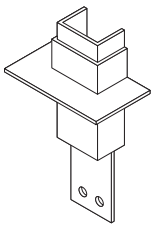

Tip: Bypass cover is required if you are using a recessed ceiling track and the track is on the ceiling grid.

	Standard Includes	Required to Specify
▶ Need help? Product details, page 63	• Bypass cover: paint	1 Style number 2 Paint color number for bypass cover 3 Options, if selected (see below) ▶ See *Surface Materials,* page 362.

	Options	U.S. Price	Required to Specify
Surface Materials	**Bypass cover surface options**		
	• Paint price group 1	No cost	Specify paint color number.
	• Paint price group 2	+$4	Specify paint color number.
	• Paint price group 3	+$7	Specify paint color number.

Specification Information

• Style Number	• U.S. Base Price
GPCTB	$259

Cornice Track and Brackets

Tip: When required by the local seismic design criteria, structural bracing may be required. For more information regarding seismic applications, visit the Architectural Solutions web site at village.steelcase.com.

Standard Includes	Required to Specify
▶ Need help? Product details, page 66	• Cornice track: paint
	1 Style number 2 Paint color number for cornice track 3 Options, if selected (see below) ▶ See *Surface Materials,* page 362.

	Options	U.S. Price	Required to Specify
Surface Materials	**L,T, and X Cornice Brackets**		
	• Paint price group 1	No cost	Specify paint color number.
	• Paint price group 2	+$ 4	Specify paint color number.
	• Paint price group 3	+$ 7	Specify paint color number.
	Straight Cornice Track		
	• Paint price group 1	No cost	Specify paint color number.
	• Paint price group 2	+$23	Specify paint color number.
	• Paint price group 3	+$36	Specify paint color number.

Specification Information

• Length	• Style Number	• U.S. Base Price

Straight Cornice Track

120"	**GPRTS**	$344

L Cornice Bracket

	GPRTL	$ 65

T Cornice Bracket

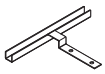

	GPRTT	$ 65

X Cornice Bracket

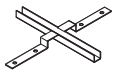

	GPRTX	$ 65

Trim and Accessories

Continuous Base Trim

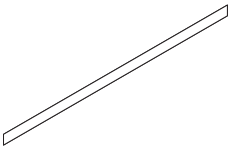

	Standard Includes	Required to Specify
▶ Need help? Product details, page 19	• 5"H base trim: paint	1 Style number 2 Paint color number for base trim 3 Options, if selected (see below) ▶ See *Surface Materials,* page 362.

	Options	U.S. Price	Required to Specify
Surface Materials	**Base trim surface options**		
	• Paint price group 1	No cost	Specify paint color number.
	• Paint price group 2	+$23	Specify paint color number.
	• Paint price group 3	+$36	Specify paint color number.

Tip: SmartTools options are available and easily ordered when using SmartTools software. If you do not have access to SmartTools software, these options can also be ordered using the normal Specials RFQ (Request For Quote) process.

	SmartTools Options	U.S. Price	Required to Specify
Base	• 2½"H base	+$12	Specify 2½"H base.
	• 4"H base	+$53	Specify 4"H base.

Specification Information

• Width	• Style Number	• U.S. Base Price
120"	**GPBTC**	$126

Corner Base Trim

	Standard Includes	Required to Specify
▶ Need help? Product details, page 84	• 5"H base trim: paint	1 Style number 2 Paint color number for base trim 3 Options, if selected (see below) ▶ See *Surface Materials,* page 362.

	Options	U.S. Price	Required to Specify
Surface Materials	**Base trim surface options**		
	• Paint price group 1	No cost	Specify paint color number.
	• Paint price group 2	+$ 23	Specify paint color number.
	• Paint price group 3	+$ 36	Specify paint color number.

Tip: SmartTools options are available and easily ordered when using SmartTools software. If you do not have access to SmartTools software, these options can also be ordered using the normal Specials RFQ (Request For Quote) process.

	SmartTools Options	U.S. Price	Required to Specify
Base	• 2½"H base	+$ 53	Specify 2½"H base.
	• 4"H base	+$ 53	Specify 4"H base.
Modified Angle (70° to 175° in 5° increments)	• For GPCNRBT120 70°–85°	+$138	Specify *with modified angle.*
	• For GPCNRBT120 95°–115°	+$ 69	Specify *with modified angle.*
	• For GPCNRBT135 125°–175°	+$ 69	Specify *with modified angle.*

Specification Information

• Width	• Style Number	• U.S. Base Price
90° Corner Base Trim		
18"	**GPCNRBT90**	$126
120° Corner Base Trim		
18"	**GPCNRBT120**	$126
135° Corner Base Trim		
18"	**GPCNRBT135**	$126

90° corner

120° corner

135° corner

Power and Communication Base Trim

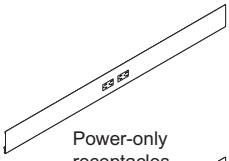

Power-only receptacles

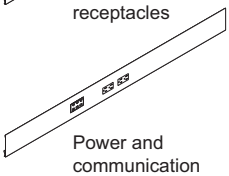

Power and communication receptacles

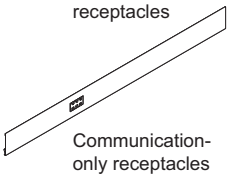

Communication-only receptacles

Tip: SmartTools options are available and easily ordered when using SmartTools software. If you do not have access to SmartTools software, these options can also be ordered using the normal Specials RFQ (Request For Quote) process.

	Standard Includes	Required to Specify
▶ Need help? Product details, page 22	• 5"H base trim with cutouts: paint	1 Style number 2 Paint color number for base trim 3 Options, if selected (see below) ▶ See *Surface Materials,* page 362.

	Options	U.S. Price	Required to Specify
Surface Materials	**Base trim surface options**		
	• Paint price group 1	No cost	Specify paint color number.
	• Paint price group 2	+$23	Specify paint color number.
	• Paint price group 3	+$36	Specify paint color number.

Specification Information

• Width	• Style Number	• U.S. Base Price

Power and Communication Base Trim

Power Only		
59"	**GPBTP**	$37
Power and Communication		
59"	**GPBTPC**	$37
Communication Only		
59"	**GPBTCC**	$37

Chicago Base Trim

Power Only		
59"	**GPBTCHIP**	$37
Power and Communication		
59"	**GPBTCHIPC**	$37
Communication Only		
59"	**GPBTCC**	$37

Feature Strips

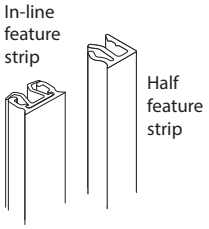

Tip: Single feature strips are 121" long and are cut to size in the field. They are required when joining door frames to other components.

Tip: To determine quantity and length of feature strips, see Feature Strip Application.
▶Page 88.

Tip: Feature strip(s) may be shipped slightly longer than needed. Excess will be concealed behind base trim and no cutting is required.

Tip: Half feature strips are used in combination with in-line feature strips for inside corner applications.

Tip: For correct fit of feature strips, you must specify type of components that will be used in conjunction with feature strips. Example: One painted component and one upholstered component.

Tip: Fabric covered feature strips cannot be reused, and will need to be replaced as part of rearrangement process.

	Standard Includes	Required to Specify
▶Need help? Product details, page 18	• Feature strip(s): paint • Ceiling height from 8'0"H to 10'0"H, in one-inch increments, if package of 25 selected	1 Style number 2 Paint color number for feature strip(s) 3 Ceiling height, if package of 25 selected 4 Wall application 5 Options, if selected (see below) ▶See *Surface Materials,* page 362.

	Options	U.S. Price	Required to Specify
Surface Materials	**Single feature strips**		
	Paint		
	• Paint price group 1	No cost	Specify paint color number.
	• Paint price group 2	+$ 4	Specify paint color number.
	• Paint price group 3	+$ 9	Specify paint color number.
	Fabric		
	• Fabric price group 1	+$ 56	Specify fabric color number.
	• Fabric price group 2	+$ 80	Specify fabric color number.
	• Fabric price group 3	+$100	Specify fabric color number.
	• Fabric price group 5	+$125	Specify fabric color number.
	Vinyl		
	• Customer's Own Material/Vinyl (COM)	+$ 56	▶See *Surface Materials Reference Manual.*
	Package of 25 feature strips		
	Paint		
	• Paint price group 1	No cost	Specify paint color number.
	• Paint price group 2	+$ 9	Specify paint color number.
	• Paint price group 3	+$ 23	Specify paint color number.
	Fabric		
	• Fabric price group 1	+$125	Specify fabric color number.
	• Fabric price group 2	+$161	Specify fabric color number.
	• Fabric price group 3	+$214	Specify fabric color number.
	• Fabric price group 5	+$262	Specify fabric color number.
	Vinyl		
	• Customer's Own Material/Vinyl (COM)	+$125	▶See *Surface Materials Reference Manual.*
Wall Application	• For use with two painted components	No cost	Specify *with two painted components.*
	• For use with two upholstered components	No cost	Specify *with two upholstered components.*
	• For use with one painted and one upholstered component	No cost	Specify *with one painted and one upholstered component.*
Ceiling Height	• 8'0" through 10'0"	No cost	Specify ceiling height in 1" increments.

▶**Options, continued on next page**

Tip: SmartTools options are available and easily ordered when using SmartTools software. If you do not have access to SmartTools software, these options can also be ordered using the normal Specials RFQ (Request For Quote) process.

Options, continued from previous page

	SmartTools Options	U.S. Price	Required to Specify
Parametric Ceiling Height (Available in 1" increments)	• 7'5"H through 7'11"H (for GPFS and GPFSH only)	Use 8'0" price	Specify ceiling height in 1" increments.
	• 10'1"H through 11'0"H	No cost	Specify ceiling height in 1" increments.
Base	• 2½"H base (for GPFS and GPFSH only)	No cost	Specify to accept 2½"H base.
	• 4"H base (for GPFS and GPFSH only)	No cost	Specify to accept 4"H base.

Specification Information

Height	Style Number	U.S. Base Price

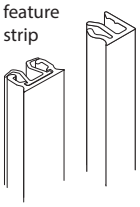

Package of 25 Feature Strips

In-Line		
8'0"–10'0"	**GPFS**	$746
Half		
8'0"–10'0"	**GPFSH**	$746

Package of 1 Feature Strip

In-Line		
121"	**GPFS1**	$ 37
Half		
121"	**GPFSH1**	$ 37

Anodized Feature Strips

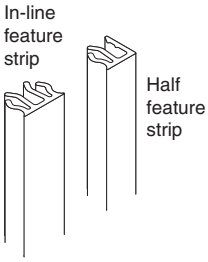

Tip: Single feature strips are 121" long and are cut to size in the field. They are required when joining door frames to other components.

Tip: To determine quantity and length of feature strips, see Feature Strip Application. ▶Page 88.

Tip: Feature strip(s) may be shipped slightly longer than needed. Excess will be concealed behind base trim and no cutting is required.

Tip: Half feature strips are used in combination with in-line feature strips for inside corner applications.

Tip: Anodized feature strips are designed for use with Glass Selection anodized door and glass frames. They are not compatible with upholstered panels.

Tip: SmartTools options are available and easily ordered when using SmartTools software. If you do not have access to SmartTools software, these options can also be ordered using the normal Specials RFQ (Request For Quote) process.

Tip: For painted feature strips, use Privacy Wall feature strips.

	Standard Includes	Required to Specify
▶Need help? Product details, page 18	• Feature strip(s):anodized aluminum • Ceiling height from 8'0"H to 10'0"H, in one-inch increments, if package of 25 selected	1 Style number 2 Ceiling height, if package of 25 selected 3 Options, if selected (see below) ▶See *Surface Materials,* page 362.

	Options	U.S. Price	Required to Specify
Ceiling Height on Half Feature Strips	• 8'0" through 10'0"	No cost	Specify ceiling height in 1" increments.

	SmartTools Options	U.S. Price	Required to Specify
Parametric Ceiling Height (Available in 1" increments)	• 7'5"H through 7'11"H (for GPFSA and GPFSHA only)	No cost	Specify ceiling height in 1" increments.
Base	• 2½"H base (for GPFSA and GPFSHA only)	No cost	Specify to accept 2½"H base.
	• 4"H base (for GPFSA and GPFSHA only)	No cost	Specify to accept 4"H base.

Specification Information

Height	Style Number	U.S. Price

Package of 25 Feature Strips

In-Line		
8'0"–10'0"	**GPFSA**	$1083
Half		
8'0"–10'0"	**GPFSHA**	$1083

Package of 1 Feature Strip

In-Line		
121"	**GPFS1A**	$ 55
Half		
121"	**GPFSH1A**	$ 55

Furniture Reveal Strips

	Standard Includes	Required to Specify
▶ Need help? Product details, page 19	• Furniture reveal strip(s): paint price group 1	1 Style number 2 Paint color number 3 Wall application 4 Options, if selected (see below) ▶ See *Surface Materials,* page 362.

Tip: Furniture reveal strips are used when hanging components on Privacy Wall panels. The furniture reveal strip finishes off one half of an in-line panel joint, while allowing access to panel slots. They are cut to size from a 34" length as part of the installation process. Typically, one 34" strip is adequate to trim out both edges of a worksurface or storage cabinet.

	Options	U.S. Price	Required to Specify
Surface Materials	**Package of 4 furniture reveal strips**		
	• Paint price group 1	No cost	Specify paint color number.
	• Paint price group 2	+$ 4	Specify paint color number.
	• Paint price group 3	+$ 9	Specify paint color number.
	Package of 25 furniture reveal strips		
	• Paint price group 1	No cost	Specify paint color number.
	• Paint price group 2	+$ 9	Specify paint color number.
	• Paint price group 3	+$23	Specify paint color number.
Wall Application	• For use with two painted components	No cost	Specify *with two painted components.*
	• For use with two upholstered components	No cost	Specify *with two upholstered components.*
	• For use with one painted and one upholstered component	No cost	Specify *with one painted and one upholstered component.*

Specification Information

Height	Style Number	U.S. Base Price
Package of 4 Furniture Reveal Strips		
34"	**GPFRS4**	$ 65
Package of 25 Furniture Reveal Strips		
34"	**GPFRS**	$339

Trim and Accessories, continued

Acoustic Packing

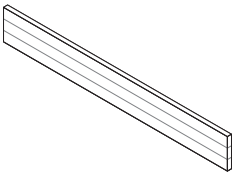

	Standard Includes	Required to Specify
▶ Need help? Product details, page 19	• 120" of acoustic packing for mini ends or wall channels to help improve acoustic performance	Style number

Specification Information

Style Number	U.S. Price
GPACOUST	$49

Acoustic Seals

	Standard Includes	Required to Specify
▶ Need help? Product details, page 89	• Acoustic seal: black • Package of 10	Style number

Specification Information

Height	Style Number	U.S. Price
18"	**GPAS**	$124

Load Bar

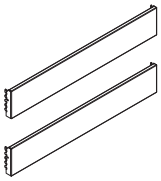

	Standard Includes	Required to Specify
▶ Need help? Product details, page 20	• Load bar width: 18"W–60"W in 1/16" increments • Load bar: paint price group 1 • Package quantitiy: two	1 Style number 2 Paint color number for load bar 3 Width type (see below under Required Selections) 4 Width (see below under Required Selections) 5 Options, if selected (see below) ▶ See Surface Materials, page 362

	Required Selections	U.S. Price	Required to Specify
Width Type	• Modular • Standard	No cost No cost	Specify modular. Specify standard.
Width	• 18"W–30"W • 30 1/16"W–60"W	No cost +$33	Specify width in 1/16" increments. Specify width in 1/16" increments.

	Options	U.S. Price	Required to Specify
Surface Materials	• Paint price group 1 • Paint price group 2 • Paint price group 3	No cost +$23 +$33	Specify paint color number. Specify paint color number. Specify paint color number.
Related Products	• Solid wall panels with hollow core • Solid wall panels with enhanced core • Clerestory wall panels • Glass selections clerestory panel • Furniture reveal strips		▶ Page 110 ▶ Page 114 ▶ Page 136 ▶ Page 206 ▶ Page 253

Specification Information

Height	Style Number	U.S. Base Price
6"	**GPLB**	$582

Accessories

Universal Floor Gripper

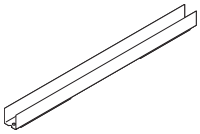

Standard Includes	Required to Specify
▶ Need help? Product details, page 21 • Floor gripper • Double-sided hook and eye tape • Double-sided adhesive tape	Style number

Specification Information

Height	Style Number	U.S. Price
16 1/8"	**GPUFG**	$36

Wall-Lifting Tools

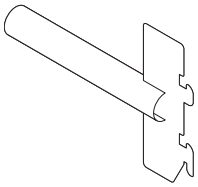

Standard Includes	Required to Specify
• Wall-lifting tool • Package quantity: two	Style number

Specification Information

Style Number	U.S. Price
GPWT	$165

Wiring and Cabling

Receptacles

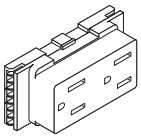

Standard Includes	Required to Specify
▶ Need help? Product details, page 101 • Receptacle: plastic	1 Style number 2 Plastic color number for receptacle 3 Options, if selected (see below) ▶ See *Surface Materials,* page 362.

Options	U.S. Price	Required to Specify
Controlled Stamp		
• No stamp	No cost	Specify *with no stamp.*
• Controlled stamp	+$5	Specify *with controlled stamp.*

Specification Information

Line	15-Amp Receptacles: Style Number	15-Amp Receptacles: U.S. Base Price	15-Amp Receptacles: Style Number	15-Amp Receptacles: U.S. Base Price	20-Amp Receptacles: Style Number	20-Amp Receptacles: U.S. Base Price	20-Amp Receptacles: Style Number	20-Amp Receptacles: U.S. Base Price

4-Circuit, 3+1 Wiring Schematic

	System Ground		Isolated Ground		System Ground		Isolated Ground	
Line 1	**GP1R1SGX**	$47	**GP1R1IGX**	$47	**GP1R1SGHX**	$72	**GP1R1IGHX**	$72
Line 2	**GP1R2SGX**	$47	**GP1R2IGX**	$47	**GP1R2SGHX**	$72	**GP1R2IGHX**	$72
Line 3	**GP1R3SGX**	$47	**GP1R3IGX**	$47	**GP1R3SGHX**	$72	**GP1R3IGHX**	$72
Line 4	**GP1R4SGX**	$47	**GP1R4IGX**	$47	**GP1R4SGHX**	$72	**GP1R4IGHX**	$72

4-Circuit, 2+2 Wiring Schematic

	System Ground		Isolated Ground		System Ground		Isolated Ground	
Line 1	**GP2R1SGY**	$47	**GP2R1IGY**	$47	**GP2R1SGHY**	$72	**GP2R1IGHY**	$72
Line 2	**GP2R2SGY**	$47	**GP2R2IGY**	$47	**GP2R2SGHY**	$72	**GP2R2IGHY**	$72
Line 3	**GP2R3SGY**	$47	**GP2R3IGY**	$47	**GP2R3SGHY**	$72	**GP2R3IGHY**	$72
Line 4	**GP2R4SGY**	$47	**GP2R4IGY**	$47	**GP2R4SGHY**	$72	**GP2R4IGHY**	$72

3-Circuit, Separate Neutrals Wiring Schematic

	System Ground		Isolated Ground		System Ground		Isolated Ground	
Line 1	**GP3R1SGZ**	$47	**GP3R1IGZ**	$47	**GP3R1SGHZ**	$72	**GP3R1IGHZ**	$72
Line 2	**GP3R2SGZ**	$47	**GP3R2IGZ**	$47	**GP3R2SGHZ**	$72	**GP3R2IGHZ**	$72
Line 3	**GP3R3SGZ**	$47	**GP3R3IGZ**	$47	**GP3R3SGHZ**	$72	**GP3R3IGHZ**	$72

USB Receptacles

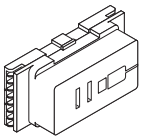

Standard Includes	Required to Specify
▶ Need help? Product details, page 101 • Receptacle: plastic	1 Style number 2 Plastic color number for receptacle ▶ See *Surface Materials,* page 362.

Specification Information		
Line	**Style Number**	**U.S. Price**
4-Circuit, 3+1 Wiring Schematic		
Line 1	**GPR1USBX**	$111
Line 2	**GPR2USBX**	$111
Line 3	**GPR3USBX**	$111
Line 4	**GPR4USBX**	$111
4-Circuit, 2+2 Wiring Schematic		
Line 1	**GPR1USBY**	$111
Line 2	**GPR2USBY**	$111
Line 3	**GPR3USBY**	$111
Line 4	**GPR4USBY**	$111
3-Circuit, Separate Neutrals Wiring Schematic		
Line 1	**GPR1USBZ**	$111
Line 2	**GPR2USBZ**	$111
Line 3	**GPR3USBZ**	$111

Privacy Wall

Wiring and Cabling, continued

Cover Plates

Standard Includes	Required to Specify
▶ Need help? Product details, page 101 • Cover plate: plastic	1 Style number 2 Plastic color number for cover plate ▶ See *Surface Materials,* page 362.

Specification Information

Style Number	U.S. Price
Power and Communication	
GPPDC	$72
Power Only	
GPPC	$62

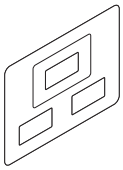

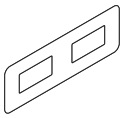

Power and Communication Fillers

Tip: This filler is not designed for use with the base communication cutout. Fillers for this NEMA-size cutout should be sourced locally.

Standard Includes	Required to Specify
▶ Need help? Product details, page 102 • Package of 20 fillers: plastic	1 Style number 2 Plastic color number for filler ▶ See *Surface Materials,* page 362.

Specification Information

Style Number	U.S. Price
GPRCE	$133

Multipurpose Power Infeeds

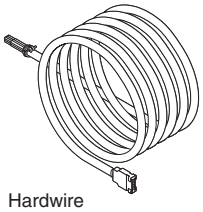

Hardwire

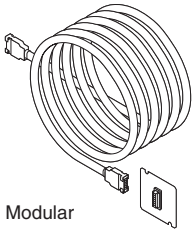

Modular

Tip: If an infeed is needed, it must be ordered separately when you order a panel with base power option. When you order a panel with ADA- or desk-height power option, a factory-installed hardwire infeed is included.

Tip: Infeed is included in the price of ADA- or desk-height receptacle power location option. Base receptacle power location does not include infeed. It must be ordered separately, if needed.

	Standard Includes	Required to Specify
Need help? Product details, pages 100, 140	• Hardwire infeed —Junction box fittings —Conduit: metal • Modular infeed —Conduit: metal • Modular infeed cover	Style number

Specification Information

Length and Connection	Style Number	U.S. Price
4-Circuit, 3+1 Wiring Schematic		
24' Hardwire	**GP1PIH24X**	$673
24' Modular	**GP1PIM24X**	$812
4-Circuit, 2+2 Wiring Schematic		
24' Hardwire	**GP2PIH24Y**	$673
24' Modular	**GP2PIM24Y**	$812
3-Circuit, Separate Neutrals Wiring Schematic		
24' Hardwire	**GP3PIH24Z**	$673
24' Modular	**GP3PIM24Z**	$812

Base Power Infeeds

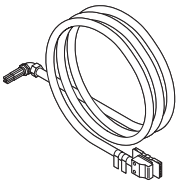

Tip: For base power infeeds for use in San Francisco, see below.

Standard Includes		Required to Specify
▶ Need help? Product details, pages 100, 140	• Junction box fittings for hardwired connection • Liquid-tight flexible conduit: black plastic	Style number

Specification Information

• Length	• Style Number	• U.S. Price
4-Circuit, 3+1 Wiring Schematic		
12'	**GP1BPI12X**	$392
4-Circuit, 2+2 Wiring Schematic		
12'	**GP2BPI12Y**	$392
3-Circuit, Separate Neutrals Wiring Schematic		
12'	**GP3BPI12Z**	$392

Base Power Infeeds for Use in San Francisco

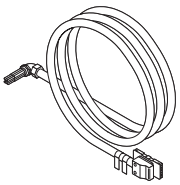

Standard Includes		Required to Specify
▶ Need help? Product details, page 103	• Junction box fittings for hardwired connection • Metallic liquid-tight flexible conduit: black plastic	Style number

Specification Information

• Length	• Style Number	• U.S. Price
4-Circuit, 3+1 Wiring Schematic		
16"	**GP1BPISF12X**	$392
4-Circuit, 2+2 Wiring Schematic		
16"	**GP2BPISF12Y**	$392
3-Circuit, Separate Neutrals Wiring Schematic		
16"	**GP3BPISF12Z**	$392

Modular Harnesses

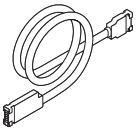

Tip: For field-installed jumpers, order a 29" harness for desk to ADA height, order a 64" harness for ADA to base height, and order a 76" harness for desk to base height.

Tip: Harnesses stretch 3". For example, a 33" harness will allow for a 33" to 36" connection.

Standard Includes	Required to Specify
▶ Need help? Product details, page 102 • Harness	1 Style number 2 Harness length (see below) 3 Options, if selected (see below)

	Options	U.S. Price	Required to Specify
Harness Length ▶ Page 108	• Harness length from 18" to 50"	No cost	Specify *harness length of xx"* (designate length of 18", 21", 25", 29", 33", 37", 41", 46", or 50").
	• Harness length from 54" to 103"	+$ 77	Specify *harness length of xx"* (designate length of 54", 58", 62", 66", 70", 74", 78", 82", 90", 94", 99", or 103").
	• Harness length from 107" to 196"	+$225	Specify *harness length of xx"* (designate length of 107", 111", 115", 120", 124", 128", 132", 136", 140", 144", 148", 152", 156", 160", 166", 171", 175", 180", 184", 190", or 196").
	• Harness length 288"	+$606	Specify *harness length of 288".*

Specification Information

• Length	• Style Number	• U.S. Base Price
4-Circuit, 3+1 Wiring Schematic		
18" to 50"	**GP1MHAX**	$180
4-Circuit, 2+2 Wiring Schematic		
18" to 50"	**GP2MHAY**	$180
3-Circuit, Separate Neutrals Wiring Schematic		
18" to 50"	**GP3MHAZ**	$180

Harness-to-Harness Connectors

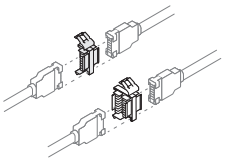

Standard Includes	Required to Specify
▶ Need help? Product details, page 102 • Connector: black plastic only	Style number

Specification Information

Description	Style Number	U.S. Price
4-Circuit, 3+1 Wiring Schematic		
Harness-to-harness	**GP1HHX**	$47
Branching harness-to-harness	**GP1BHX**	$47
4-Circuit, 2+2 Wiring Schematic		
Harness-to-harness	**GP2HHY**	$47
Branching harness-to-harness	**GP2BHY**	$47
3-Circuit, Separate Neutrals Wiring Schematic		
Harness-to-harness	**GP3HHZ**	$47
Branching harness-to-harness	**GP3BHZ**	$47

Field-Installed Powerkits

Tip: These powerkits are suitable for use in New York City.

Tip: Power and communication cover plate and base trim are ordered separately.
▶ Pages 248 and 241

Tip: Power and communication can be field installed in panel face. Power only cannot be field installed in panel face.

Tip: Powerkits can be installed in hollow core panels only.

	Standard Includes	Required to Specify
▶ Need help? Product details, page 101	• Power block • Mounting bracket	Style number

Related Products	
• Power and communication base trim	▶ Page 248
• Cover plates	▶ Page 241
• Multipurpose power infeeds	▶ Page 260
• Base power infeeds	▶ Page 261
• Harness-to-harness connectors	▶ Page 263

Specification Information

Base Powerkit

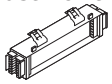

ADA/Desk Single Powerkit

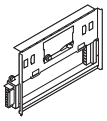

ADA/Desk Double Powerkit

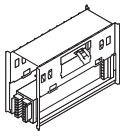

Base Powerkit Style Number	Base Powerkit U.S. Price	ADA/Desk Single Powerkit Style Number	ADA/Desk Single Powerkit U.S. Price	ADA/Desk Double Powerkit Style Number	ADA/Desk Double Powerkit U.S. Price
4-Circuit, 3+1 Wiring Schematic					
GP1PKBX	$245	**GP1PKPSX**	$286	**GP1PKPX**	$286
4-Circuit, 2+2 Wiring Schematic					
GP2PKBY	$245	**GP2PKPSY**	$286	**GP2PKPY**	$286
3-Circuit, Separate Neutrals Wiring Schematic					
GP3PKBZ	$245	**GP3PKPSZ**	$286	**GP3PKPZ**	$286

Specifying Modular Power

Specifying

Modular-to-Hardwire Harnesses	**314**
Modular Extension Harnesses	**315**
Modular Connector Faceplates	**316**
Zone Boxes	**317**
Three-Way Branching Connectors	**318**
Harness-to-Harness Connectors	**318**
Dust Caps for Modular Connector	**319**
Floor Power-Infeeds or Base Power-In Transition Harnesses	**320**
Shallow Floor Access Boxes	**324**
Floor Access Boxes	**324**
Shallow Floor Access Box for Hardwire Connection	**325**
Floor Access Box for Hardwire Connection	**325**
Receptacles for Use with Floor Access Boxes	**326**

Modular Power

Modular-to-Hardwire Harnesses

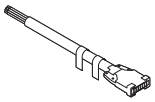

Standard Includes		Required to Specify
▶ Need help? Product details, page 307	• Harness • Male modular connector • Pigtail for hardwire connection to electrical panel	Style number

Specification Information

Harness Length	Style Number	U.S. Price
4-Circuit, 3+1		
5'	**GAPHMH5X**	$231
10'	**GAPHMH10X**	$240
30'	**GAPHMH30X**	$502
50'	**GAPHMH50X**	$763
4-Circuit, 2+2		
5'	**GAPHMH5Y**	$231
10'	**GAPHMH10Y**	$240
30'	**GAPHMH30Y**	$502
50'	**GAPHMH50Y**	$763
3-Circuit, Separate Neutrals		
5'	**GAPHMH5Z**	$231
10'	**GAPHMH10Z**	$240
30'	**GAPHMH30Z**	$502
50'	**GAPHMH50Z**	$763

Modular Extension Harnesses

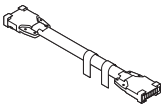

Tip: Connect multiple harnesses together for longer runs.

Tip: Modular power manufactured before May 2004 (round conduit) are not interchangeable after May 2004 (oval conduit). A power-out modular harness is available from Steelcase Service Parts to make a modular connection between the two versions.

Standard Includes		Required to Specify
▶ Need help? Product details, page 307	• Harness • Male modular connectors	Style number

Specification Information

Harness Length	Style Number	U.S. Price
4-Circuit, 3+1		
5'	**GAPHM5X**	$219
10'	**GAPHM10X**	$273
15'	**GAPHM15X**	$366
20'	**GAPHM20X**	$462
30'	**GAPHM30X**	$623
40'	**GAPHM40X**	$776
50'	**GAPHM50X**	$906
4-Circuit, 2+2		
5'	**GAPHM5Y**	$219
10'	**GAPHM10Y**	$273
15'	**GAPHM15Y**	$366
20'	**GAPHM20Y**	$462
30'	**GAPHM30Y**	$623
40'	**GAPHM40Y**	$776
50'	**GAPHM50Y**	$906
3-Circuit, Separate Neutrals		
5'	**GAPHM5Z**	$219
10'	**GAPHM10Z**	$273
15'	**GAPHM15Z**	$366
20'	**GAPHM20Z**	$462
30'	**GAPHM30Z**	$623
40'	**GAPHM40Z**	$776
50'	**GAPHM50Z**	$906

Modular Connector Faceplates

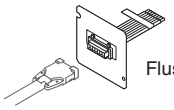

Flush

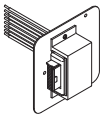

90°

	Standard Includes	Required to Specify
▶ Need help? Product details, page 307	• Faceplate with flush connection: galvanized steel • Faceplate with 90° connection: black paint • Female modular connector • Pigtail for hardwire connection	Style number

Specification Information		
Connection	**Style Number**	**U.S. Price**
4-Circuit, 3+1		
Flush	**GAPFCMX**	$ 84
90°	**GAPFCM90X**	$155
4-Circuit, 2+2		
Flush	**GAPFCMY**	$ 84
90°	**GAPFCM90Y**	$155
3-Circuit, Separate Neutrals		
Flush	**GAPFCMZ**	$ 84
90°	**GAPFCM90Z**	$155

Zone Boxes

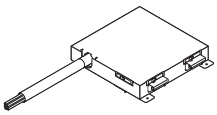

Tip: Zone boxes accommodating 150' and 200' infeed harnesses are 8 gauge.

Tip: Modular power manufactured before May 2004 (round conduit) are not interchangeable after May 2004 (oval conduit). A power-out modular harness is available from Steelcase Service Parts to make a modular connection between the two versions.

	Standard Includes	Required to Specify
Need help? Product details, page 308	• Zone box: black zinc • Lengths of 50 to 125 feet are 10 gauge home run conductors with 3 harness ports and strain reliefs • Lengths of 150 and 200 feet are 8 gauge home run conductors with 2 harness ports and strain reliefs • One power infeed • Built-in anchoring tabs	Style number

Specification Information

Harness Length	Style Number	U.S. Price
4-Circuit, 3+1		
Hardwired, 8 gauge	**GAPZBHW8X**	$ 889
Hardwired, 10 gauge	**GAPZBHW10X**	$ 889
50'	**GAPZBM50X**	$2288
75'	**GAPZBM75X**	$3182
100'	**GAPZBM100X**	$4068
125'	**GAPZBM125X**	$4821
150'	**GAPZBM150X**	$5592
200'	**GAPZBM200X**	$7356
4-Circuit, 2+2		
Hardwired, 8 gauge	**GAPZBHW8Y**	$ 889
Hardwired, 10 gauge	**GAPZBHW10Y**	$ 889
50'	**GAPZBM50Y**	$2288
75'	**GAPZBM75Y**	$3182
100'	**GAPZBM100Y**	$4068
125'	**GAPZBM125Y**	$4821
150'	**GAPZBM150Y**	$5592
200'	**GAPZBM200Y**	$7356
3-Circuit, Separate Neutrals		
Hardwired, 8 gauge	**GAPZBHW8Z**	$ 889
Hardwired, 10 gauge	**GAPZBHW10Z**	$ 889
50'	**GAPZBM50Z**	$2288
75'	**GAPZBM75Z**	$3182
100'	**GAPZBM100Z**	$4068
125'	**GAPZBM125Z**	$4821
150'	**GAPZBM150Z**	$5592
200'	**GAPZBM200Z**	$7356

Three-Way Branching Connectors

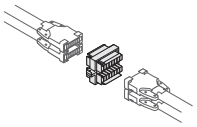

Tip: Branching connector distributes all circuits to each connection point.

Tip: Modular power manufactured before May 2004 (round conduit) are not interchangeable after May 2004 (oval conduit). A power-out modular harness is available from Steelcase Service Parts to make a modular connection between the two versions.

	Standard Includes	Required to Specify
Need help? Product details, page 309	• Branching connector: Ultramid nylon • Three modular connection attachment points • One power infeed harness connection point	Style number

Specification Information	
Style Number	**U.S. Price**
4-Circuit, 3+1	
GAP3HCX	$36
4-Circuit, 2+2	
GAP3HCY	$36
3-Circuit, Separate Neutrals	
GAP3HCZ	$36

Harness-to-Harness Connectors

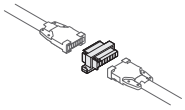

	Standard Includes	Required to Specify
Need help? Product details, page 309	• Branching connector: Ultramid nylon • One modular connection attachment point • One power infeed harness connection point	Style number

Specification Information	
Style Number	**U.S. Price**
4-Circuit, 3+1	
GAPHHCX	$36
4-Circuit, 2+2	
GAPHHCY	$36
3-Circuit, Separate Neutrals	
GAPHHCZ	$36

Dust Caps for Modular Connector

Standard Includes	Required to Specify
• Dust caps for modular connector: Ultramid nylon • Package of 20 caps	Style number

Specification Information

Style Number	U.S. Price
GAPDC20	$133

Floor Power-Infeeds or Base Power-In Transition Harnesses

Tip: Transition harnesses require a 3" diameter hole in floor tile.

Tip: Length of conduit between connection point wall or panel and transition point into floor is 3'.

Tip: A transition harness is not required for Answer and Montage where the power can be directly fed into the panel.

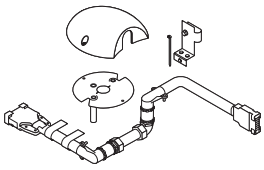

	Standard Includes	Required to Specify
▶ Need help? Product details, page 309	• Power transition harness • Male modular connector to Modular Power system • Modular connector to connect to compatible system • Power transition cover: black plastic only	Style number

Specification Information		
• Length	• Style Number	• U.S. Price

Floor Power-Infeeds Connecting to Powerkit Blocks

4-Circuit, 3+1		
6'	**GAPTHFLX**	$583
4-Circuit, 3+1 for New York		
6'	**GAPTHFNYX**	$541
4-Circuit, 3+1 for San Francisco		
6'	**GAPTHFLSFX**	$583
4-Circuit, 2+2		
6'	**GAPTHFLY**	$583
4-Circuit, 2+2 for New York		
6'	**GAPTHFNYY**	$541
4-Circuit, 2+2 for San Francisco		
6'	**GAPTHFLSFY**	$583
3-Circuit, Separate Neutrals		
6'	**GAPTHFLZ**	$583
3-Circuit, Separate Neutrals for New York		
6'	**GAPTHFNYZ**	$541
3-Circuit, Separate Neutrals for San Francisco		
6'	**GAPTHFLSFZ**	$583

▶ **Specification Information, continued on next page**

▶**Specification Information, continued from previous page**

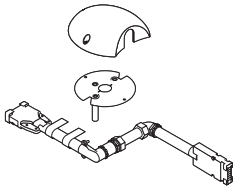

Specification Information

Length	Style Number	U.S. Price
For Internode Floor Power-Infeeds		
4-Circuit, 3+1		
6'	**GAPTHINTX**	$583
4-Circuit, 3+1 for New York		
6'	**GAPTHINNYX**	$541
4-Circuit, 3+1 for San Francisco		
6'	**GAPTHINTSFX**	$583
4-Circuit, 2+2		
6'	**GAPTHINTY**	$583
4-Circuit, 2+2 for New York		
6'	**GAPTHINNYY**	$541
4-Circuit, 2+2 for San Francisco		
6'	**GAPTHINTSFY**	$583
3-Circuit, Separate Neutrals		
6'	**GAPTHINTZ**	$583
3-Circuit, Separate Neutrals for New York		
6'	**GAPTHINNYZ**	$541
3-Circuit, Separate Neutrals San Francisco		
6'	**GAPTHINTSFZ**	$583

▶**Specification Information, continued on next page**

▶ **Specification Information, continued from previous page**

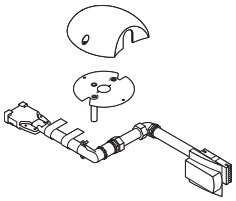

Specification Information

Length	Style Number	U.S. Price
For Answer and Montage Base Power-Ins at a Powerkit Receptacle Location		
4-Circuit, 3+1		
6'	**GAPTHFBPX**	$583
4-Circuit, 3+1 for New York		
6'	**GAPTHFBPNYX**	$541
4-Circuit, 3+1 for San Francisco		
6'	**GAPTHFBPSFX**	$583
4-Circuit, 2+2		
6'	**GAPTHFBPY**	$583
4-Circuit, 2+2 for New York		
6'	**GAPTHFBPNYY**	$541
4-Circuit, 2+2 for San Francisco		
6'	**GAPTHFBPSFY**	$583
3-Circuit, Separate Neutrals		
6'	**GAPTHFBPZ**	$583
3-Circuit, Separate Neutrals for New York		
6'	**GAPTHFBPNYZ**	$541
3-Circuit, Separate Neutrals for San Francisco		
6'	**GAPTHFBPSFZ**	$583

▶ **Specification Information, continued on next page**

▶ **Specification Information, continued from previous page**

Specification Information

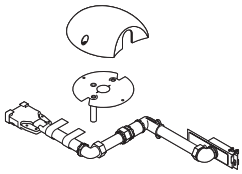

Length	Style Number	U.S. Price
For Kick and Avenir Base Power-Ins at a Powerkit Receptacle Location		
4-Circuit, 3+1		
6'	**GAPTHPBPX**	$583
4-Circuit, 3+1 for New York		
6'	**GAPTHPBPNYX**	$541
4-Circuit, 3+1 for San Francisco		
6'	**GAPTHPBPSFX**	$583
4-Circuit, 2+2 for New York		
6'	**GAPTHPBPNYY**	$541
4-Circuit, 2+2 for San Francisco		
6'	**GAPTHPBPSFY**	$583
3-Circuit, Separate Neutrals		
6'	**GAPTHPBPZ**	$583
3-Circuit, Separate Neutrals for New York		
6'	**GAPTHPBPNYZ**	$541
3-Circuit, Separate Neutrals for San Francisco		
6'	**GAPTHPBPSFZ**	$583

Modular Power, continued

Shallow Floor Access Boxes

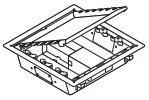

Tip: Access box requires a low-profile floor box access tile or a 10½" square cut-out in floor.

Tip: Remember to order receptacles for field installation.
▶ Page 326

	Standard Includes	Required to Specify
▶ Need help? Product details, page 310	• Lid with frame and carpet insert space: black zinc • Low-profile floor access box: black zinc • Modular power block kit for two duplex receptacles • Furniture faceplate-size opening for communications faceplates • Furniture voice/data mounting adapter kit	Style number

Specification Information

Dimensions D	W	H	Style Number	U.S. Price
4-Circuit, 3+1				
11½"	11½"	2½"	**GAPFBSX**	$529
4-Circuit, 2+2				
11½"	11½"	2½"	**GAPFBSY**	$529
3-Circuit, Separate Neutrals				
11½"	11½"	2½"	**GAPFBSZ**	$529

Floor Access Boxes

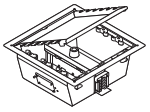

Tip: Access box requires a 10½" square cut-out in floor.

Tip: Remember to order receptacles for field installation.
▶ Page 326

Tip: Modular power manufactured before May 2004 (round conduit) are not interchangeable after May 2004 (oval conduit). A power-out modular harness is available from Steelcase Service Parts to make a modular connection between the two versions.

	Standard Includes	Required to Specify
▶ Need help? Product details, page 310	• Lid with frame and carpet insert space: black zinc • Standard floor access box: black zinc • Modular power block kit for four duplex receptacles • Two furniture faceplate-size openings adaptable to single gang size for communications faceplates • Furniture voice/data mounting adapter kit	Style number

Specification Information

Dimensions D	W	H	Style Number	U.S. Price
4-Circuit, 3+1				
11½"	11½"	4½"	**GAPFBDX**	$617
4-Circuit, 2+2				
11½"	11½"	4½"	**GAPFBDY**	$617
3-Circuit, Separate Neutrals				
11½"	11½"	4½"	**GAPFBDZ**	$617

Shallow Floor Access Box for Hardwire Connection

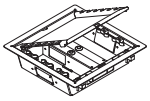

Tip: Decora-style receptacles must be supplied in the field.

Tip: Access box requires a low-profile floor box access tile or 10½" square cut-out in floor.

	Standard Includes	Required to Specify
▶ Need help? Product details, page 310	• Lid with frame and carpet insert space: black zinc • Low-profile floor access box: black zinc • Two duplex receptacle openings • Furniture faceplate-size opening for communications faceplates • Furniture voice/data mounting adapter kit	Style number

Specification Information

Dimensions D	Dimensions W	Dimensions H	Style Number	U.S. Price
11½"	11½"	2½"	**GAPFBSHW**	$292

Floor Access Box for Hardwire Connection

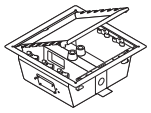

Tip: Decora-style receptacles must be supplied in the field.

Tip: Access box requires a 10½" square cut-out in floor.

	Standard Includes	Required to Specify
▶ Need help? Product details, page 310	• Lid with frame and carpet insert space: black zinc • Standard floor access box: black zinc • Four duplex receptacle openings • Two furniture faceplate-size openings adaptable to single gang size for communications faceplates • Furniture voice/data mounting adapter kit	Style number

Specification Information

Dimensions D	Dimensions W	Dimensions H	Style Number	U.S. Price
11½"	11½"	4½"	**GAPFBDHW**	$341

Receptacles for Use with Floor Access Boxes

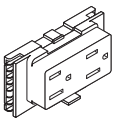

3/4"

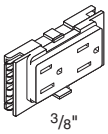

3/8"

Tip: All receptacle faces are ¾" nominal height except 15-amp receptacles in the 3+1 and 2+2 wiring schematic.

Tip: Modular power manufactured before May 2004 (round conduit) are not interchangeable after May 2004 (oval conduit). A power-out modular harness is available from Steelcase Service Parts to make a modular connection between the two versions.

Standard Includes	Required to Specify
▶ Need help? Product details, page 310	1 Style number 2 Options, if selected (see below)
• Receptacle: black plastic	

	Options	U.S. Price	Required to Specify
Controlled Stamp	• No stamp	No cost	Specify *with no stamp.*
	• Controlled stamp	+$5	Specify *with controlled stamp.*

Specification Information

15-Amp Receptacles

Line	Style Number	U.S. Base Price	Style Number	U.S. Base Price

4-Circuit, 3+1 Wiring Schematic

	System Ground		Isolated Ground	
Line 1	**GAPR15L1SGX**	$36	**GAPR15L1IGX**	$36
Line 2	**GAPR15L2SGX**	$36	**GAPR15L2IGX**	$36
Line 3	**GAPR15L3SGX**	$36	**GAPR15L3IGX**	$36
Line 4	**GAPR15L4SGX**	$36	**GAPR15L4IGX**	$36

4-Circuit, 2+2 Wiring Schematic

	System Ground		Isolated Ground	
Line 1	**GAPR15L1SGY**	$36	**GAPR15L1IGY**	$36
Line 2	**GAPR15L2SGY**	$36	**GAPR15L2IGY**	$36
Line 3	**GAPR15L3SGY**	$36	**GAPR15L3IGY**	$36
Line 4	**GAPR15L4SGY**	$36	**GAPR15L4IGY**	$36

3-Circuit, Separate Neutrals (3SN) Wiring Schematic

	System Ground		Isolated Ground	
Line 1	**GAPR15L1SGZ**	$36	**GAPR15L1IGZ**	$36
Line 2	**GAPR15L2SGZ**	$36	**GAPR15L2IGZ**	$36
Line 3	**GAPR15L3SGZ**	$36	**GAPR15L3IGZ**	$36

▶ **Specification Information, continued on next page**

▶ **Specification Information, continued from previous page**

Specification Information

20-Amp Receptacles

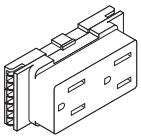

4-Circuit, 3+1 Wiring Schematic

Line	Style Number	U.S. Base Price	Style Number	U.S. Base Price
	System Ground		**Isolated Ground**	
Line 1	**GP1R1SGHX**	$72	**GP1R1IGHX**	$72
Line 2	**GP1R2SGHX**	$72	**GP1R2IGHX**	$72
Line 3	**GP1R3SGHX**	$72	**GP1R3IGHX**	$72
Line 4	**GP1R4SGHX**	$72	**GP1R4IGHX**	$72

4-Circuit, 2+2 Wiring Schematic

	System Ground		**Isolated Ground**	
Line 1	**GP2R1SGHY**	$72	**GP2R1IGHY**	$72
Line 2	**GP2R2SGHY**	$72	**GP2R2IGHY**	$72
Line 3	**GP2R3SGHY**	$72	**GP2R3IGHY**	$72
Line 4	**GP2R4SGHY**	$72	**GP2R4IGHY**	$72

3-Circuit, Separate Neutrals Wiring Schematic

	System Ground		**Isolated Ground**	
Line 1	**GP3R1SGHZ**	$72	**GP3R1IGHZ**	$72
Line 2	**GP3R2SGHZ**	$72	**GP3R2IGHZ**	$72
Line 3	**GP3R3SGHZ**	$72	**GP3R3IGHZ**	$72

Surface Materials

Surface Materials 362

Availability Matrices 366

Surface Materials

This listing includes all the surface material choices that are available for the products in this specification guide. *Tip: See Availability Matrices on page 366 for exact surface material availability on each Privacy Wall component.*

Resources

For more information about surface materials, refer to the following resources:

Additional surface materials specification tools are available to assist you in the specification process—the Surface Materials Binders.

The global surface materials palette is a core collection of finishes that is available across multiple geographies (Americas/EMEA – Europe, Middle East, and Africa/APAC – Asia Pacific) and on global product lines, where applicable. For a list of finishes included in the offering, see the *Surface Materials Reference Manual*. Additional details, like product approvals by geography and finish number conversions, can also be found in the *Surface Materials Reference Manual* or see *steelcase.com/surface-materials.*

Surface Materials Binders include:
- Surface Materials Reference Manual
- A complete set of swatch cards for hard surfaces, vertical surface fabrics, and seating upholstery

Architectural Solutions Binder includes:
- Brochures
- Swatch cards

Ⓔ = Established

Paint

Steelcase Surfaces

Applies to:
- Privacy Wall solid swing door

Price Group 1

Architectural Paint
4843 Linen
4844 Glacier
4849 Vapor

Smooth Paint
4238 Mocha
4239 Clay
4240 Chalk
4242 Milk
4858 Seagull

Applies to:
- Privacy Wall panel surface
- Privacy Wall panel frame
- Privacy Wall glass swing door
- Privacy Wall glass door frame
- Privacy Wall slider door
- Privacy Wall door frame
- Privacy Wall ceiling track
- Privacy Wall base trim
- Privacy Wall post, wall channel, adapter, and mini end
- Privacy Wall feature strips
- Privacy Wall furniture reveal strips
- Clerestory panel surface

Price Group 1

Architectural Paint
4843 Linen
4844 Glacier
4849 Vapor

Smooth Paint
4238 Mocha
4239 Clay
4240 Chalk
4242 Milk
4858 Seagull

Textured Paint
7207 Black
7225 Sand
7237 Slate Ⓔ
7238 Fieldstone
7239 Midnight
7241 Arctic White
7243 Seagull
7278 Dark Bronze
7360 Merle

Price Group 2

Smooth Metallic Paint
4743 Mineral Metallic
4750 Champagne Metallic
4798 Sterling Metallic
4799 Platinum Metallic
4803 Near Black Metallic

Textured Metallic Paint
7245 Carbon Metallic
7246 Midnight Metallic

Tip: Metallic paint is not available on solid and Clerestory panels larger than 36"W.

Tip: Textured and metallic paint is difficult to field repair and replicate original finish on large solid and Clerestory panel surfaces.

Applies to:
- Hardware
- Pulls

Price Group 1

4710 Low Gloss Black

Price Group 3

Coatings
1ATT Cast Shadow

Custom Surfaces

Price Group 3

PerfectMatch
PerfectMatch is a service that allows you to create your own paint color. Refer to the *Surface Materials Reference Manual* for more information about this program.

Accent Paint
1ATG Rose Quartz
4AV4 Baltic
4CL1 Dark Olivine
4CL2 Ice Blue
4CL3 Aura
4CL4 Sea Glass
4CL5 Light Matcha
4CL6 Terra
4CL7 Sandstone
4CL8 Smokey Plum
4CZ6 Lagoon

Lux Coatings
4B22 Matte Brass
4B23 Burnished Bronze
4B24 Night Bronze
4B25 Matte Copper
4B26 Smoked Mica
4B29 Cast Iron

Accent Paint and Lux Coatings will be added to products that receive the metal and accessories paint finishes.

Wood

Applies to:
- Privacy Wall door

Steelcase carefully selects veneer and solid wood for consistent color and grain structure. Wood is a natural material and variations will occur in color, grain and texture. These variations are part of the inherent natural beauty of wood and are not considered defects.

All wood products will darken with age and exposure to ultraviolet light. This is especially apparent with cherry and maple veneer. We recommend that desk accessories be rearranged periodically to ensure even aging of wood surfaces.

When storing your wood furniture, please follow the following guidelines:
- Do not store products in trailers
- Store products in areas that simulate office temperatures (60°F to 90°F)
- Store products in areas that maintain constant, office-like humidity levels
- Keep product away from light. Cover products to make sure they are not exposed to light.

Steelcase Surfaces

Veneers are matched for proper balance and consistency. Veneers are available flat cut or quarter cut, except for Oak, which is rift cut. Refer to the *Surface Materials Reference Manual* for descriptions of each cut.

Open-pore finish is a medium gloss finish that leaves the wood grain texture visible to the eye and distinguishable to the touch.

Veneer

Wood Group 1

Flat-Cut Open-Pore
3062 FC/OP Graphite Walnut
3402 FC/OP Clear Cherry (Aged)
3412 FC/OP Natural Cherry Ⓔ
3422 FC/OP Medium Cherry
3522 FC/OP Clear Maple
3592 FC/OP Blonde on Maple Ⓔ
3702 FC/OP Clear Walnut
3712 FC/OP Natural Walnut
3752 FC/OP Medium Walnut Ⓔ
3762 FC/OP Dark Walnut
3772 FC/OP Medium Mahogany on Walnut

Flat-Cut Open-Pore, Natural Veneer
3342 FC/OP Black Walnut
35A2 FC/OP Blanch Maple
37A2 FC/OP Thunder Walnut

Quarter-Cut Open-Pore
3042 QC/OP Ash Ⓔ
3222 QC/OP Clear Maple
3292 QC/OP Blonde on Maple Ⓔ
3302 QC/OP Clear Walnut
3312 QC/OP Natural Walnut
3352 QC/OP Medium Walnut Ⓔ
3362 QC/OP Dark Walnut
3372 QC/OP Medium Mahogany on Walnut
3382 QC/OP Graphite Walnut

Quarter-Cut Open-Pore, Natural Veneer
32A2 QC/OP Blanch Maple
33A2 QC/OP Thunder Walnut
3392 QC/OP Black Walnut

Rift-Cut Open-Pore
3602 RC/OP Desert Oak

Rift-Cut Full-Fill, Natural Veneer
36A2 RC/OP Volcanic Oak

Wood Group 3

Flat-Cut Open-Pore, Natural Veneer
3082 FC/OP Washed Walnut

Wood Group 1

Open-Pore Planked Veneer
3P41 OP Planked Cherry
3P51 OP Planked Maple
3P61 OP Planked Oak
3P71 OP Planked Walnut
3VFX OP Unmarked Oak

Tip: Known for its uniqueness, planked veneer has intentional and natural variations that include, but are not limited to: character marks, grain pattern, color, and natural color aging.

Ⓔ = Established

Custom Surfaces

Customiz stain is a service that allows you to create your own stain colors and finishes on standard veneer. Customiz stain color is available on all product lines that offer wood veneer.

A $500 stain-matching fee applies on CUSTOMIZ requests (Exception: The $500 fee does not apply on matches to Coalesse standard finishes or for a low-gloss finish request on a standard color). The $500 fee covers the cost of formulating the Customiz color finish and applies regardless of whether or not an order for product is placed.

In addition, an approval form must be signed to indicate customer acceptance of Customiz match. A $1,500 initiation fee will be charged prior to first order entry. This initiation fee activates the finish for unlimited use on any Steelcase product for an 18 month time period. After the 18 month time period has lapsed, the Customiz finish may be reactivated for another 18 months for a $1,000 fee at any point within five years after the $1,500 initiation fee was paid. If the finish is not reactivated within five years after the $1,500 initiation fee was paid, the finish will be culled and the customer will need to pay the $1,500 initiation fee again. All style number related Customiz charges products are no cost as of April 2014. The matching and initiation fees are not discountable.

Customiz stain takes 10 days to formulate. Consult the *Surface Materials Reference Manual* for more information. Custom veneers are also available and must be quoted by Steelcase specials group. Customiz stain on custom veneers takes 2 to 4 weeks to formulate.

Requirements and information on ordering a Customiz stain color are found in the *Surface Materials Reference Manual.*

Plastic

Steelcase Surfaces

Applies to:
- Privacy Wall receptacle and cover plate
- Privacy Wall power and communication filler

6000 Black
6009 Arctic White
6249 Platinum Solid
6618 White
6654 Sand
6655 Warm White
6695 Midnight
6697 Fog

Metal

Steelcase Surfaces

Applies to:
- Privacy Wall door hardware

Price Group 1

9200 Satin Chrome

Price Group 2

9201 Polished Chrome

Applies to:
- Glass Selections panel frames
- Glass Selections door frames
- Glass Selections transitions
- Glass Selections pivot door leaf
- Glass Selections slider door pull
- Glass Selections feature strips

8043 Clear Anodized Aluminum

Glass

Steelcase Surfaces

Tip: See Privacy Wall Glass Availability Matrix *for glass exceptions on specific products.*
▶ Page 370

Price Group 1

6500 Clear

Price Group 2

6540 Clear Laminated
6541 White Laminated

Price Group 3

6501 Low Iron Clear
6542 Satin

Price Group 7

6504 Low Iron Clear Laminated

Customer-specified glass is available.

Vertical Surface Fabric

Applies to:
- Privacy Wall panel surface
- Privacy Wall post, adapter, wall channel, and mini end
- Glass Selections Clerestory panel

Steelcase Surfaces

Price Group 1

Abacus Ⓔ
P123 Portico
P124 Opus
P125 Cusp
P126 Artifact

Boccie
P200 New Rice
P201 New Almond
P203 New Camel
P204 New Opal
P205 New Mist
P206 New Plum
P208 New Spearmint
P209 New Sky

Buzz2
5F03 Tomato
5F04 Red Ⓔ
5F05 Burgundy
5F06 Sky Ⓔ
5F07 Blue
5F08 Navy
5F15 Stone
5F16 Grey
5F17 Black
5G50 Dunegrass
5G51 Sable
5G55 Pumpkin
5G56 Timber
5G57 Rouge
5G59 Meadow
5G61 Cyan
5G62 Atlantic
5G63 Crocus
5G64 Alpine
5G65 Tornado

Charm
P505 Shell
P506 Mimosa
P507 Birch
P508 Sparkle
P510 Debut
P511 Clover
P513 Twilight

Optic
P540 Hazel
P541 Twinkle
P542 Orion
P543 Seaglass
P546 Whiskey
P547 Bath
P548 Whisper
P549 Breezy
P551 Glimmer

Rhythm
P555 Allegro
P556 Tempo
P557 Refrain
P558 Pitch
P559 Harmony Ⓔ
P560 Melody
P561 Stanza
P562 Opus

Ⓔ = Established

Price Group 2

Bariolage
G200 New Etude
G201 New Andante Ⓔ
G202 New Cantata Ⓔ
G203 New Adagio
G204 New Melody
G205 New Ballata

Code
5FA1 Fossil
5FA2 Gabbro
5FA3 Reed
5FA4 Bluff
5FA5 Sea Salt
5FA6 Cannon
5FA7 Tussah
5FA8 Mica
5FA9 Ecru
5FB1 Bamboo

Fresco
G001 Sandrift
G002 Mistiblu
G003 Faon
G006 Chamoline
G007 Grapenut
G017 Flint

Intersection
P211 Summit
P212 Chalk
P213 Lace

Latch
P600 Seashell
P601 Clam
P602 Eggshell
P603 Zen
P604 Cool Gray
P605 Armor
P606 Sentinel
P607 Rye
P608 Billow
P609 Nimbus

Stencil
P455 Midnight
P456 Mulberry
P457 Cracked Pepper
P458 Denim
P459 Chartreuse
P460 Bittersweet
P461 Mauvelous
P462 Bermuda
P463 Concrete
P464 Orchid
P465 Parchment
P466 Silk
P467 Sea Salt
P468 Honeydew
P469 Sepia

Select Surfaces

For information on products within Select Surfaces, including accent paints and fabrics from Designtex, Gabriel, Kvadrat, and Pollack, please refer to the *Surface Materials Reference Manual* or visit *steelcase.com/surface-materials* under the Select Surfaces section.

Custom Surfaces

Price Group COM
(Customer's Own Material)

Fabric Approval and Yardage
To confirm whether a particular COM material has already been tested for use on a specific Steelcase product or to determine actual yardage requirements:
• Visit *www.steelcase.com*

For additional information regarding Customer's Own Material, call 1.888.STEELCASE (1.888.783.3522) or send an e-mail to lineone@steelcase.com.

Availability Matrices

Privacy Wall Paint Availability Matrix

	Price Group 1	Archi-tectural Paint			Textured Paint									Smooth Paint				
		4843 Linen	**4844** Glacier	**4849** Vapor	**7207** Black	**7225** Sand	**7237** Slate Ⓔ	**7238** Fieldstone	**7239** Midnight	**7241** Arctic White	**7243** Seagull	**7278** Dark Bronze	**7360** Merle	**4238** Mocha	**4239** Clay	**4240** Chalk	**4242** Milk	**4858** Seagull
Privacy Wall solid panel		■	■	■	■	■	■	■	■	■	■	■	■	■	■	■	■	■
Privacy Wall glass panel frame		■	■	■	■	■	■	■	■	■	■	■	■	■	■	■	■	■
Privacy Wall Clerestory panel—solid panel		■	■	■	■	■	■	■	■	■	■	■	■	■	■	■	■	■
Privacy Wall Clerestory panel—glass panel frame		■	■	■	■	■	■	■	■	■	■	■	■	■	■	■	■	■
Privacy Wall door frame with transom		■	■	■	■	■	■	■	■	■	■	■	■	■	■	■	■	■
Privacy Wall full-height door frame		■	■	■	■	■	■	■	■	■	■	■	■	■	■	■	■	■
Privacy Wall solid swing door		■	■	■	•	•	•	•	•	•	•	•	•	■	■	■	■	■
Privacy Wall glass swing door		■	■	■	■	■	■	■	■	■	■	■	■	■	■	■	■	■
Privacy Wall ceiling channel		■	■	■	■	■	■	■	■	■	■	■	■	■	■	■	■	■
Privacy Wall base trim		■	■	■	■	■	■	■	■	■	■	■	■	■	■	■	■	■
Privacy Wall post, wall channel, mini end, and adapter		■	■	■	■	■	■	■	■	■	■	■	■	■	■	■	■	■
Privacy Wall feature strips		■	■	■	■	■	■	■	■	■	■	■	■	■	■	■	■	■
Privacy Wall furniture reveal strips		■	■	■	■	■	■	■	■	■	■	■	■	■	■	■	■	■

Tip: Metallic paint is not available on solid and Clerestory panels larger than 36"W.

Tip: Textured and metallic paint is difficult to field repair and replicate original finish on large solid and Clerestory panel surfaces.

Legend

- • = Not available
- ■ = Available
- □ = Available with exceptions
- Ⓔ = Established
- ▶ See specification pages for details.

	Smooth Paint								
Price Group 2	**4743** Mineral Metallic	**4750** Champagne Metallic	**4798** Sterling Metallic	**4799** Platinum Metallic	**4803** Near Black Metallic	**7245** Carbon Metallic	**7246** Midnight Metallic	Price Group 3	PerfectMatch II	Accent Paint and Lux Coatings
	□	□	□	□	□	□	□		□	•
	■	■	■	■	■	■	■		■	■
	□	□	□	□	□	□	□		□	•
	■	■	■	■	■	■	■		■	■
	■	■	■	■	■	■	■		■	■
	■	■	■	■	■	■	■		■	■
	•	•	•	•	•	•	•		•	•
	■	■	■	■	■	■	■		■	•
	■	■	■	■	■	■	■		■	■
	■	■	■	■	■	■	■		■	■
	■	■	■	■	■	■	■		■	■
	■	■	■	■	■	■	■		■	■
	■	■	■	■	■	■	■		■	■

Legend

- • = Not available
- ■ = Available
- □ = Available with exceptions
- Ⓔ = Established
- ▶ See specification pages for details.

Glass Selections Availability Matrix

	Price Group 1	Architectural Paint			Textured Paint									Smooth Paint				
		4843 Linen	**4844** Glacier	**4849** Vapor	**7207** Black	**7225** Sand	**7237** Slate Ⓔ	**7238** Fieldstone	**7239** Midnight	**7241** Arctic White	**7243** Seagull	**7278** Dark Bronze	**7360** Merle	**4238** Mocha	**4239** Clay	**4240** Chalk	**4242** Milk	**4858** Seagull
Glass Selections glass frame		■	■	■	■	■	■	■	■	■	■	■	■	■	■	■	■	■
Glass Selections Clerestory panel—solid panel		■	■	■	■	■	■	■	■	■	■	■	■	■	■	■	■	■
Glass Selections Clerestory panel—glass panel frame		■	■	■	■	■	■	■	■	■	■	■	■	■	■	■	■	■
Glass Selections door frames		■	■	■	■	■	■	■	■	■	■	■	■	■	■	■	■	■
Glass Selections glass swing door		■	■	■	■	■	■	■	■	■	■	■	■	■	■	■	■	■
Glass Selections Post, mini-end and adapter		■	■	■	■	■	■	■	■	■	■	■	■	■	■	■	■	■
Glass Selections feature strips		■	■	■	■	■	■	■	■	■	■	■	■	■	■	■	■	■

Legend

- • = Not available
- ■ = Available
- □ = Available with exceptions
- Ⓔ = Established
- ▶ See specification pages for details.

	Smooth Paint									
Price Group 2	**4743** Mineral Metallic	**4750** Champagne Metallic	**4798** Sterling Metallic	**4799** Platinum Metallic	**4803** Near Black Metallic	**7245** Carbon Metallic	**7246** Midnight Metallic	Price Group 3	PerfectMatch II	Anodized	Accent Paint and Lux Coatings
	■	■	■	■	■	■	■		■	■	■
	□	□	□	□	□	□	□		□	•	•
	■	■	■	■	■	■	■		■	■	■
	■	■	■	■	■	■	■		■	■	■
	■	■	■	■	■	■	■		■	■	•
	■	■	■	■	■	■	■		■	■	■
	■	■	■	■	■	■	■		■	■	■

Legend

- • = Not available
- ■ = Available
- □ = Available with exceptions
- Ⓔ = Established
- ▶ See specification pages for details.

Privacy Wall Glass Availability Matrix

	Price Group 1	6500 Clear	Price Group 2	6540 Clear Laminated	6541 White Laminated	Price Group 3	6501 Low Iron Clear	6542 Satin	Price Group 7	6504 Low Iron Clear Laminated
Privacy Wall all-glass wall panels		■		■	■		■	■		■
Privacy Wall glass wall panels with three equal divided lites		■		■	■		■	■		■
Privacy Wall glass wall panels with four equal divided lites		■		■	■		■	■		■
Privacy Wall glass wall panels with four divided lites (transom-aligned top lite)		■		■	■		■	■		■
Privacy Wall glass wall panels with two divided lites (transom-aligned top lite)		■		■	■		■	■		■
Privacy Wall Clerestory wall panels		■		■	■		■	■		■
Privacy Wall door frames with transom		■		■	■		■	■		■
Privacy Wall full-height door leaves		■		■	■		■	■		■
Privacy Wall all-glass slider doors		■		■	■		■	■		■
Privacy Wall three and four equal divided lite slider doors		■		■	■		■	■		■
Privacy Wall two and four equal divided lite slider doors		■		■	■		■	■		■
Privacy Wall two and four transom-aligned lite slider doors		■		■	■		■	■		■

▶See page 98 to ensure that etched and pattern glass types are properly oriented during the planning process.

Legend

- • = Not available
- ■ = Available
- ▶ See specification pages for details.

Tip: COM glass for frame and glass kits must be 3/8" thick for structural integrity.

Tip: For information regarding vertical directional glass, see page 25.

Privacy Wall Glass Selections Availability Matrix

	Price Group 1	6500 Clear	Price Group 2	6540 Clear Laminated	6541 White Laminated	Price Group 3	6501 Low Iron Clear	6542 Satin	Price Group 7	6504 Low Iron Clear Laminated
Glass Selections all-glass wall panels		■		■	■		■	■		■
Glass Selections all-glass frame and glass kits		■		•	•		■	■		•
Glass Selections wall panels with two divided lites (transom-aligned top lite)		■		■	■		■	■		■
Glass Selections two divided lite frame and glass kits		■		■	■		■	■		■
Glass Selections Clerestory wall panels		■		■	■		■	■		■
Glass Selections door frames with transom		■		■	■		■	■		■
Glass Selections full-height door leaves		■		■	■		■	■		■
Glass Selections transom-height door leaves		■		■	■		■	■		■
Glass Selections polished edge full-height and transom-height slider doors		•		•	•		■	•		•
Glass Selections polished edge slider door all-glass side panel		■		■	■		■	■		■
Glass Selections polished edge slider door transom and transom-height side panel		■		■	■		■	■		■
Glass Selections all-glass L-corner units		■		■	■		■	■		■
Glass Selections transom-height L-corner units		■		■	■		■	■		■
Glass Selections all-glass T-corner unit frame and glass kits		■		■	■		■	■		■
Glass Selections transom-height T-corner unit frame and glass kits		■		■	■		■	■		■
Shelf side support bracket		■		■	■		■	■		■

▶See page 98 to ensure that etched and pattern glass types are properly oriented during the planning process.

Legend

- • = Not available
- ■ = Available
- ▶ See specification pages for details.

Tip: COM glass for frame and glass kits must be 3/8" thick for structural integrity.

Tip: For information regarding vertical directional glass, see page 25.

Resources

Wiring Schematics 374

Locations with Special Requirements 375

How to Calculate Power Needs 376

Wiring Schematics

Details for the Electrician

Modular power components are offered in three different wiring schematics to allow you to match your specific wiring strategy to any typical building wiring plan.

Tip: All the components in an electrical system must use the same wiring schematic. The components are color coded and keyed to make it impossible to connect mismatched parts.

Black = Four-circuit, 3+1
Brown = Four-circuit, 2+2
Rust = Three-circuit, separate neutrals
Shared neutral conductors = 10 gauge
Separate neutral conductors = 10 gauge
Hot conductors = 10 gauge
Grounding conductors = 10 gauge

Four-Circuit, 3+1

Circuit Panel 1

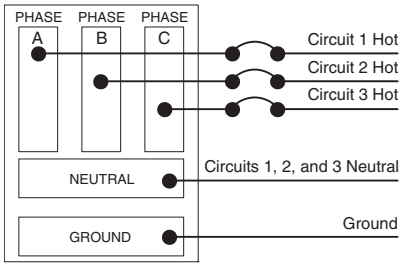

Circuit Panel 2

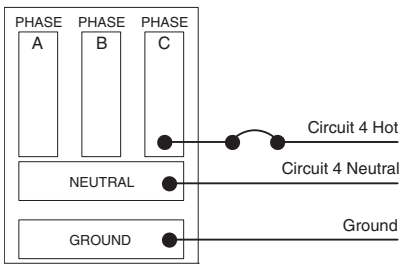

In the four-circuit 3+1 schematic, circuits 1, 2, and 3 are distributed from the first circuit panel and are supported with one shared neutral and one shared ground. Circuit 4 is distributed from a second circuit panel and is supported with a separate neutral and ground.

Single 3-Phase
Circuit Panel

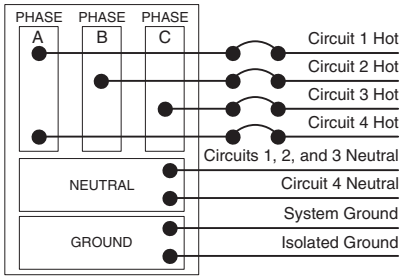

On a single 3-phase circuit panel, all four circuits are distributed as shown.

Four-Circuit, 2+2

Circuit Panel 1

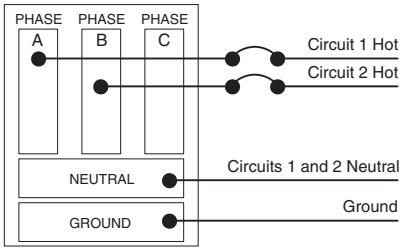

Circuit Panel 2

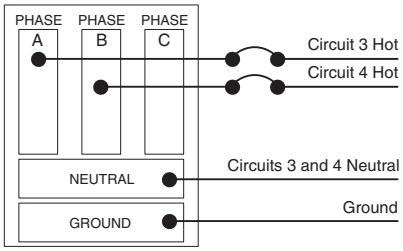

In the four-circuit 2+2 schematic, circuits 1 and 2 are distributed from two different phases from the first circuit panel and are supported with one shared neutral and one shared ground. Circuits 3 and 4 are distributed from a second circuit panel and supported by their own shared neutral and ground.

Single 3-Phase
Circuit Panel

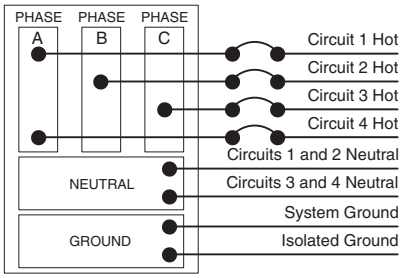

On a single 3-phase circuit panel, all four circuits are distributed as shown.

Split-Phase
Circuit Panel

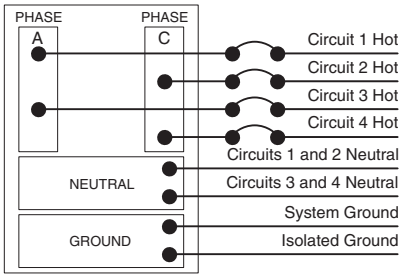

On a split-phase circuit panel, all four circuits are distributed as shown.

Three-Circuit, Separate Neutrals

Circuit Panel 1

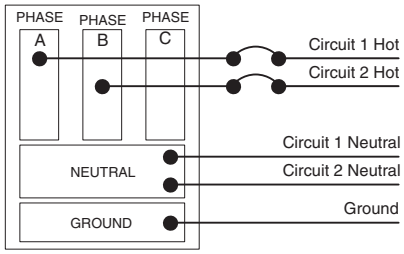

Circuit Panel 2

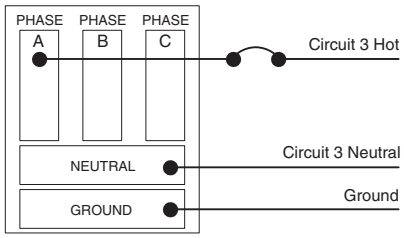

In the three-circuit, separate neutral schematic, circuits 1 and 2 are distributed from two different phases from the first circuit panel. Each circuit is supported with its own neutral and a common ground. Circuit 3 is distributed from the second circuit panel and is supported by its own neutral and ground.

Single 3-Phase
Circuit Panel

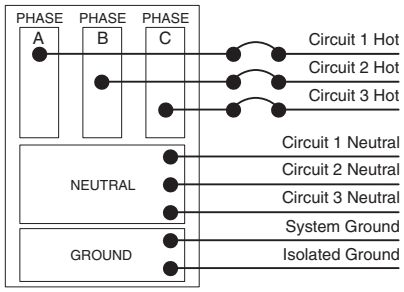

On a single 3-phase circuit panel, three circuits are distributed as shown.

Split-Phase
Circuit Panel

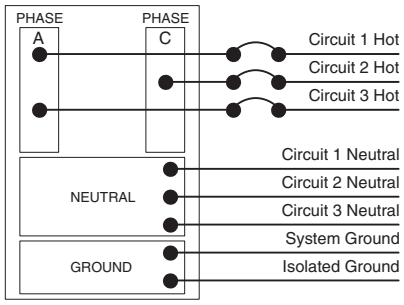

On a split-phase circuit panel, three circuits are distributed as shown.

Locations with Special Requirements

Local electrical codes vary. Consult a qualified electrical contractor or engineer for the proper installation of all electrical components. Here are the special conditions for the cities of Chicago, New York, Los Angeles, and San Francisco.

Chicago	**Chicago electrical code** requires the power distribution network to be hardwired on site. There are no hardwired versions of Internode or Modular Power.	**Architectural Solutions Low-Profile Floor can accommodate hardwiring** using the standard conduit, wires, junction boxes, and receptacles that electrician's routinely use.
New York City	**Privacy Wall modular power components, Architectural Solutions modular power, and Internode modular components** are not approved for use in NYC.	
Los Angeles	**All modular power components** are acceptable for use in Los Angeles. Cord-connected power connections are not acceptable. Wire and cable managers are not approved for use in Los Angeles.	
San Francisco	**Internode components** are not approved for use in the city of San Francisco.	**Architectural Solutions Low-Profile Floor can accommodate hardwiring** using the standard conduit, wires, junction boxes, and receptacles that electrician's routinely use.

How to Calculate Power Needs

Use This to Determine How Many Power-Ins You'll Need

When planning a power network, you must calculate the amperage requirements of all your electrical components so you can provide sufficient electricity to power them.

If your usage is not known in advance:
The National Electrical Code (NEC) allows a maximum of 13 receptacles on each 20-amp circuit. This provides up to 30 receptacles for each 3-circuit power-in.

If your usage is known in advance:
Add up the amperage used by each piece of equipment in the workstation. Whenever you reach 60 amps (20 amps times 3 circuits) from items that are likely to be used at the same time, you have reached the limit for a single power-in. Specify another power-in and continue until all equipment is powered.

If the circuits will normally be subject to a continuous load (three or more hours of continuous use, such as lights or computers), the NEC requires that circuit capacity be "de-rated" by 20 percent. Therefore, treat circuits used for continuous loads as if they were rated at 16 amps instead of the regular 20 amps.

Try to anticipate future increases in power requirements and build some excess capacity into your plan.
▶See table at right for typical and actual amperage usages for components.

To calculate amperage when the wattage of a device is known, divide watts by 120.

Some appliances, such as large copiers, coffee makers, or space heaters require most of the current available on a 20-amp circuit. It is recommended that such devices be supplied with their own receptacle/circuit, directly from the building. This leaves the capacity of the furniture circuits available for the more dynamic requirements of the office equipment.

Local electrical codes vary. Consult a qualified electrical contractor or engineer for the proper planning of electrical circuits in your locale.

Approximate power consumption for common devices

Device	Wattage	Amperage	Voltage	Number of Devices Supported on Single 20 Amp Circuit*
Laptop	90	0.8	110	20
CPU/Desktop Computer	120	1.1	110	15
Monitor	60	0.5	110	29
Phone	5	0.0	110	352
High Power Tablet (e.g. Surface Pro)	40	0.4	110	44
Low Power Tablet (e.g. iPad Air)	15	0.1	110	117
Desktop Printer	40	0.4	110	44
42" LCD Screen	210	1.9	110	8
DVD Player	25	0.2	110	70
Projector	175	1.6	110	10
Desktop Lamp	19	0.2	110	93
Large Printer/ Copier (high)	1900	17.3	110	1
Large Printer/ Copier (low)	850	7.7	110	2
Paper Shredder	360	3.3	110	5
Desktop Fan	20	0.2	110	88
Standing Fan	180	1.6	110	10
Coffee Maker (high)	1200	10.9	110	1
Coffee Maker (low)	600	5.5	110	3
Microwave (high)	400	13.6	110	1
Microwave (low)	150	5.5	110	3
Refrigerator (high)	1500	3.6	110	4
Refrigerator (low)	200	1.4	110	12
Vacuum (high)	1500	13.6	110	1
Vacuum (low)	200	1.8	110	9
Space Heater (high)	1500	13.6	110	1
Space Heater (low)	750	6.8	110	2

Tip: These calculations are estimations and are meant solely for informational purposes. It is important to conduct proper power planning for each installation to prevent overloading a circuit.