



The PS Furniture Scissor Table™ is a unique blend of sleek aesthetics, versatility, and technology. This one-of-a-kind center folding conference, dining, and multi-purpose table allows a single-user to fold the table from the center without any pinch-points for safety. They also fold compact, which allows them to fit through any doorway or elevator!

FEATURES

- Center-folding conference, dining and multi-purpose table on casters
- Zero pinch points for safety
- Fits through doorways and in elevators
- Choice of edge options

COLOR OPTIONS

- Cast aluminum column with matte black powdercoat
- Polished aluminum feet
- Choose any Wilsonart or Formica laminate surface
- 1000s of edge colors



SHAPE & SIZE

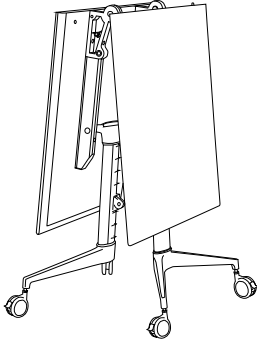
Round: 55", 60" or 63"
Hexagon: 55", 60" or 63"
Square: 48" x 48"
Oval: 48" x 79"
Rectangle: From 30" x 72" to 48" X 96"



Scissor Table™

1.800.762.0415 | psfurniture.com

Scissor Multi-Purpose Tables™

SCISSOR TABLE™ TOP STYLE	SIZE	EDGE STYLE	MODEL NUMBER	LIST PRICE
<p>Rectangle (top only)</p> 	30 X 72 RECT	LINEAR	PBL-S-3072RECTEB#-####-##	\$684
		KNIFE	PBL-S-3072RECTEBK#-####-##	\$1,007
	30 X 96 RECT	LINEAR	PBL-S-3096RECTEB#-####-##	\$1,018
		KNIFE	PBL-S-3096RECTEBK#-####-##	\$1,548
	36 X 72 RECT	LINEAR	PBL-S-3672RECTEB#-####-##	\$811
		KNIFE	PBL-S-3672RECTEBK#-####-##	\$1,203
	36 X 96 RECT	LINEAR	PBL-S-3696RECTEB#-####-##	\$1,198
		KNIFE	PBL-S-3696RECTEBK#-####-##	\$1,776
	42 X 72 RECT	LINEAR	PBL-S-4272RECTEB#-####-##	\$1,145
		KNIFE	PBL-S-4272RECTEBK#-####-##	\$1,670
	42 X 96 RECT	LINEAR	PBL-S-4296RECTEB#-####-##	\$1,972
		KNIFE	PBL-S-4296RECTEBK#-####-##	\$2,820
	48 X 72 RECT	LINEAR	PBL-S-4872RECTEB#-####-##	\$1,198
		KNIFE	PBL-S-4872RECTEBK#-####-##	\$1,776
	48 X 96 RECT	LINEAR	PBL-S-4896RECTEB#-####-##	\$2,115
		KNIFE	PBL-S-4896RECTEBK#-####-##	\$3,143
ANY STYLE TABLE TOP	Grommet Cut-Out		-E001 (add this to end of table P/N)	\$69

SCISSOR TABLE™ BASE STYLES	MODEL NUMBER	LIST PRICE (ADD TO TOP)
BASE ONLY FOR ALL ROUND, HEXAGON & SQUARE TOPS	S-M-RM-64-BL-PA	\$1,187
BASE ONLY FOR ALL OVAL TOPS	S-M-OVAL-79-BL-PA	\$1,813
BASE ONLY FOR ALL RECTANGLE TOPS	S-M-SL-24-BL-PA	\$2,311

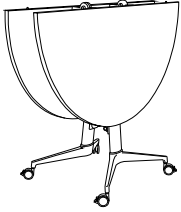
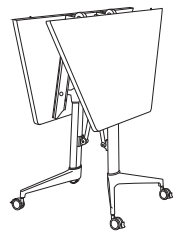

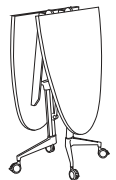
Scissor Multi-Purpose Tables™

FEATURES

- One-of-a-kind center folding conference, dining, and multi-purpose table on casters
- Zero pinch points for safety
- Fits through doorways and in elevators
- 1" thick particleboard with HPL & Vinyl 2MM Linear or Knife Edge
- Standard Height of all tables will be 29" high
- Wire management column included
- Custom size tables available upon request & availability

COLOR OPTIONS

- Top - Choose any Wilsonart or Formica laminate surface. Non-Standard laminates are available, but may have a longer lead times and a price difference. Please call for a quote.
- Edge - Linear or Knife Edge Profile; Black or Matching Edge Color (1000s of edge colors)
- Base - Cast aluminum column with matte black powdercoat and polished aluminum feet

SCISSOR TABLE™ TOP STYLE	SIZE	EDGE STYLE	MODEL NUMBER	LIST PRICE
Round (top only) 	55" DIA	LINEAR	PBL-S-55RDEB#-####-##	\$1,309
		KNIFE	PBL-S-55RDEBK#-####-##	\$1,882
	60" DIA	LINEAR	PBL-S-60RDEB#-####-##	\$1,309
		KNIFE	PBL-S-60RDEBK#-####-##	\$1,882
	63" DIA	LINEAR	PBL-S-63RDEBK#-####-##	\$1,871
		KNIFE	PBL-S-63RDEB#-####-##	\$2,512
Hexagon (top only) 	55" HEX	LINEAR	PBL-S-55HEXEB#-####-##	\$1,442
		KNIFE	PBL-S-55HEXEBK#-####-##	\$2,041
	60" HEX	LINEAR	PBL-S-60HEXEB#-####-##	\$1,442
		KNIFE	PBL-S-60HEXEBK#-####-##	\$2,041
	63" HEX	LINEAR	PBL-S-63HEXEB#-####-##	\$2,056
		KNIFE	PBL-S-63HEXEBK#-####-##	\$2,730
Square (top only) 	48" SQUARE	LINEAR	PBL-S-4848EB#-####-##	\$769
		KNIFE	PBL-S-4848EBK#-####-##	\$1,124
Oval (top only) 	48 X 79 OVAL	LINEAR	PBL-S-4879OVBEB#-####-##	\$1,802
		KNIFE	PBL-S-4879OVBEBK#-####-##	\$2,682



How many ways would you change your space to serve the people in it? With Rollers™ Portable Tables the options are limitless and the work is nearly effortless. Reconfigure room spaces quickly and easily with Rollers™ Portable Tables that offer zero-lift portability.

Rollers™ can be easily moved for different layouts, set to different heights and nested for storage, all with stunning convenience. And all Rollers™ Portable Tables feature MAXX Edge® for amazing, seamless durability.



TOP OPTIONS



24" dia.
30" dia.
36" dia.



30" x 30"
36" x 36"
40" x 40"



36" dia.

HEIGHT OPTIONS

Dining	30"
Bistro	42"
Adjustable	32" - 42"

SMOOTH GLIDING WHEELS




Smooth gliding wheels offer roll-away convenience. Rollers™ tables move within or between rooms with very little effort - this is why we call it "zero-lift portability"!

POSITIVE-LOCKING FLIP-TOP



Safe and secure. Surprisingly easy push-button operation releases the top to the vertical position for storage or horizontally for setup. Top locks securely in both positions.

MAXX EDGE®



A perfect finish to your tables. Literally bonded to the table core, MAXX Edge® is an improvement to traditional T-molded edging and comes in six different color options.

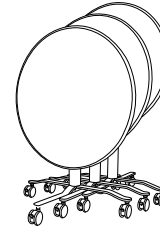
STEP 1- SELECT A TABLE MODEL



Rollers™ Portable Tables

FEATURES

- Positive-locking flip-top secures table top vertically and horizontally
- Nesting base allows for extra compact storage
- Includes locking swivel casters as standard
- 1-1/4" Thick Table Top
- High-pressure laminate surface
- 3MM Black Vinyl Edge or exact match to laminate
- MAXX Edge® also available - call for quote!
- Shipped knock-down

Nested Bases



STYLE	MODEL NUMBER	DESCRIPTION	SIZE (W" x L" x H")	WEIGHT (LBS)	LIST PRICE
	PBLFT30RDEB####-RD##C3	Dining Height	30 dia x 30	53	\$1,447
	PBLFT30RDEB####-RB##C3	Bistro Height	30 dia x 42	54	\$1,447
	PBLFT30RDEB####-RA##C3	Adjustable Height	30 dia x 32-42	55	\$1,982
	PBLFT36RDEB####-RD##C3	Dining Height	36 dia x 30	61	\$1,564
	PBLFT36RDEB####-RB##C3	Bistro Height	36 dia x 42	62	\$1,564
	PBLFT36RDEB####-RA##C3	Adjustable Height	36 dia x 32-42	63	\$2,099
	PBLFT3030EB####-RD##C3	Dining Height	30 x 30 x 30	58	\$1,447
	PBLFT3030EB####-RB##C3	Bistro Height	30 x 30 x 42	59	\$1,447
	PBLFT3030EB####-RA##C3	Adjustable Height	30 x 30 x 32-42	60	\$1,982
	PBLFT3636EB####-RD##C3	Dining Height	36 x 36 x 30	66	\$1,564
	PBLFT3636EB####-RB##C3	Bistro Height	36 x 36 x 42	67	\$1,564
	PBLFT3636EB####-RA##C3	Adjustable Height	36 x 36 x 32-42	68	\$2,099

Rollers™ Mobile Table Options

STEP 2 - SELECT YOUR TABLE OPTIONS

To select your table options and complete your product code start with your Rollers™ Table Model Number. Fill in each “#” based on options selected below. Example:












PBLFT30RDEB 1 2 3 4 -RD 5 6 C3

MODEL
NUMBER

EDGE
COLOR
1

LAMINATE
2,3,4

LEG
COLOR
5,6

OPTION	DESCRIPTION	ADD TO MODEL NUMBER	ADD-ON LIST PRICE
1 EDGE® COLOR	Black Edge Band or Exact Laminate Match	B for Black M for Laminate Match	\$0
2,3,4 LAMINATE	See page 25 for our Wilsonart® color suggestions		\$0 (standard*)
5,6 BASE COLOR	 Black (B)	B for Black	\$0 (standard)
	 Wheat (W)  Graphite (G)  Carbon (CB)	W for Wheat G for Graphite CB for Carbon	\$27
	 White (WH)  Platinum (PT)  Pewter (PE)  Charcoal (CC)	WH for White PT for Platinum PE for Pewter CC for Charcoal	\$42
	 Black Wrinkle (BW)	BW for Black Wrinkle	\$85
	 Brushed Nickel (BN)	BN for Brushed Nickel	\$249
	 Polished Chrome (CH)	CH for Chrome	\$297

* Standard Laminates are offered at \$0 add on to list price. See page 24 for upcharges for non-standard laminates.



Acacia Collection™ Tables

1.800.762.0415 | psfurniture.com

ACACIA COLLECTION™ TABLES

Our new Acacia Collection™ of training and café tables pair any table top with a wide selection of base options. Featuring high or low pressure laminates with matching edges, as well as electric options, the Acacia Collection™ allows training, conferencing, and dining spaces to flow perfectly without sacrificing the overall look of the environment.



ARCHITECTURAL SERIES
See page 3



ARCHED SERIES
See page 4



CONTEMPORARY SERIES
See page 5



CAST SERIES
See page 6



Y-BASE SERIES
See page 7




PEDESTAL SERIES
See page 8



MODESTY PANELS
See page 9



SQUARE POST SERIES
See page 10



ROUND POST SERIES
See page 11



TAPERED POST SERIES
See page 12



AUDITORIUM SERIES
See page 13

ACACIA COLLECTION™: ARCHITECTURAL SERIES



The Acacia Architectural Series Tables bring to life a combination of contemporary, clean, rectilinear lines to your training, conference, and dining environments. With options to suit any and all clients, this complete offering is sure to modernize your space.

Non-standard sizes available upon request as well as 6 standard powdercoat finishes plus a Chrome/Polished Aluminum option. Standard Laminates are Wilsonart & Formica with thousands of matching vinyl edges. Modesty panel options are perforated metal or laminate to match.

ARCHITECTURAL T-LEG:



- Construction: Rigid bolted, Column and foot are assembled
- Column: Aluminum
- Base: Die-cast aluminum
- Base Height: 27-3/4" – 40-3/4"
- Adjustable Leveler: 3/8" x 3/4" long shank
- Finish: Polished aluminum, Powder coat paint
- 18" / 24" / 30" / 36" Depths

ARCHITECTURAL X-BASE:



- Construction: Rigid bolted
- Column: Aluminum
- Base: Die-cast aluminum
- Base Height: 27-3/4" – 40-3/4"
- Adjustable Leveler: 3/8-16" x 3/4" long shank
- Finish: Polished aluminum, Powder coat paint
- 30" / 36" / 42" / 48" / 54" / 60" Diameters
- 30" / 36" / 42" / 48" Square



ACACIA COLLECTION™: ARCHED SERIES

The Acacia Arched Series Tables re-invigorate a classic styling with smooth detailing, flexibility, and improved functionality. The table design allows your training, conferencing, and dining spaces to flow perfectly without sacrificing the overall look of the environment.

Non-standard sizes available upon request as well as 6 standard powdercoat finishes plus a Chrome/ Polished Aluminum option. Standard Laminates are Wilsonart & Formica with thousands of matching vinyl edges. Modesty panel options are perforated metal or laminate to match.

ARCHED X-BASE:



- Construction: Rigid bolted
- Tubing: Column 3" OD x 16 Gauge
- Base 1-3/8" OD x 13 Gauge
- Mounting Plate: 12" x 12" x 4 Gauge steel.
- Tie Rod: 1/2-13 threaded rod
- Base Height: 27-3/4" – 40-3/4"
- Adjustable Leveler: 1-3/8" diameter and 1/4" x 5/8" long stud
- Finish: Chrome or powder coat paint
- 30" / 36" / 42" / 48" / 54" Diameters

ARCHED T-BASE:



- Construction: Welded for maximum strength and stability
- Flip mechanism is mechanically attached to the table base
- Tubing: Column 2" OD x 14 Gauge
- Base 1-3/8" OD x 13 Gauge
- Base Height: 27-3/4" – 40-3/4"
- Adjustable Leveler: 1-3/8" diameter and 1/4" x 5/8" long stud
- Finish: Chrome or powder coat paint
- 18" / 24" / 30" / 36" Depths

ACACIA COLLECTION™: CONTEMPORARY SERIES



The Acacia Contemporary Series Tables offer a sleek modern design that transforms your training, conferencing, and dining spaces. The softly detailed lines in the base provide a unique contemporary aesthetic that does not sacrifice durability and versatility.

Non-standard sizes available upon request as well as 6 standard powdercoat finishes plus a Chrome/ Polished Aluminum option. Standard Laminates are Wilsonart & Formica with thousands of matching vinyl edges. Modesty panel options are perforated metal or laminate to match.

CONTEMPORARY T-BASE:



- Construction: Bolted, welded combination, Column and feet are assembled
- Flip-Top mechanism is mechanically attached to the table base
- Column: 2-1/4" tubing OD x 13 Gauge
- Base: Cast aluminum
- Base Height: 27-3/4" – 40-3/4"
- Adjustable Leveler: 3/8"-x 3/4" long shank
- Finish: Polished aluminum/Chrome, Satin aluminum/ Satin chrome, Powder coat
- 18" / 24" / 30" / 36" Depths

CONTEMPORARY X-BASE:



- Construction: Bolted, welded combination
- Column: 2-1/4" tubing OD x 13 Gauge
- Base: Cast aluminum
- Mounting Plate:
 - Fabricated steel 4 Gauge x 12"x12", and 8"x8"
- Base Height: 27-3/4" – 40-3/4"
- Adjustable Leveler: 3/8-16 x 3/4" long shank
- Finish: Polished aluminum/Chrome, Satin aluminum/Satin chrome, Powder coat paint
- 30" / 36" / 42" / 48" / 54" Diameters
- 30" / 36" / 42" Squares



ACACIA COLLECTION™: CAST SERIES

The Acacia Cast Series Tables provide the ultimate versatility whether your space is constantly being transformed, or remains stationary with all the power & data flowing among your configuration. This durable, proven design will be sure to provide everything your application demands.

Non-standard sizes available upon request as well as 6 standard powdercoat finishes plus a Chrome/ Polished Aluminum option. Standard Laminates are Wilsonart & Formica with thousands of matching vinyl edges. Modesty panel options are perforated metal or laminate to match.

CAST T-BASE:



- Construction: Bolted, welded combination, column and feet are assembled
- Flip-Top mechanism is mechanically attached to the table base
- Column: 2-1/4" tubing OD x 13 Gauge
- Base: Cast aluminum
- Base Height: 27-3/4" – 40-3/4"
- Adjustable Leveler: 3/8" x 3/4" long shank
- Finish: Polished aluminum/Chrome, Satin aluminum/ Satin chrome, Powder coat paint
- 18" / 24" / 30" / 36" Depths

CAST 4 COLUMN X-BASE:



- Column: 2-1/4" steel tubing
- Base: Cast aluminum
- Mounting Plate:
 - Fabricated steel .12" x 4" x 4" (4)
 - Requires (16) #12-14 screws
- Base Height: 27-3/4" – 40-3/4"
- Adjustable Leveler: 3/8" x 3/4" long shank
- Finish: Polished aluminum/Chrome, Satin aluminum/ Satin chrome, Powder coat paint
- 60" / 72" / 84" Diameters
- 30" / 36" / 42" / 48" / 54" X-Base Diameters

ACACIA COLLECTION™: Y-BASE SERIES



The Acacia Y-Base Series Tables offer classic style that maximizes nesting capability with a flip-top table that provides a functional design element to the space.

Non-standard sizes available upon request as well as 6 standard powdercoat finishes plus a Chrome/ Polished Aluminum option. Standard Laminates are Wilsonart & Formica with thousands of matching vinyl edges. Modesty panel options are perforated metal or laminate to match.

Y-BASE:



- Tubing: 1.5" Steel Tubing; 16 Gauge
- Fixed top plate: 8" X 8"
- Fliptop top plate: 2.1" X 4.1"
- Finish: Chrome or powder coat paint

Y-BASE FLIP-TOP:



- Tubing: 1.5" Steel Tubing; 16 Gauge
- Fixed top plate: 8" X 8"
- Fliptop top plate: 2.1" X 4.1"
- Finish: Chrome or powder coat paint



ACACIA COLLECTION™: PEDESTAL SERIES

The Acacia Pedestal Series Tables allow design back into your dining and café spaces. These highly durable tables provide substantial to sleek styling while the disc appears to disappear into the floor without sacrificing the durability of the overall table.

Non-standard sizes available upon request as well as 6 standard powdercoat finishes plus a Chrome/ Polished Aluminum option. Standard Laminates are Wilsonart & Formica with thousands of matching vinyl edges. Modesty panel options are perforated metal or laminate to match.

ROUND PEDESTAL BASE:



- Construction: Mounting plates are welded to columns. Discs are bolted to columns from the bottom side for extra strength and anti-rotation
- Column: Fabricated steel 16 Gauge
- Fixed Mounting Plate: 12" x 12" x 4 Gauge steel
- Adjustable Leveler: Optional
- Finish: Chrome or powder coat paint
- 30" / 36" / 42" / 48" / 54" Diameters
- 30" / 36" / 42" / 48" Square

TAPERED PEDESTAL BASE:



- Construction: Mounting plates are welded to columns. Discs are bolted to columns from the bottom side for extra strength and anti-rotation
- Column: Fabricated steel 16 Gauge
- Fixed Mounting Plate: 12" x 12" x 4 Gauge steel
- Adjustable Leveler: Optional
- Finish: Chrome or powder coat paint
- 30" / 36" / 42" Diameters

ACACIA COLLECTION™: MODESTY PANEL



Modesty Panels for the Acacia Collection™ are designed for a seamless fusion of functionality and a clean aesthetic. All modesty panels are attached to the table legs in order to avoid any tampering or clunkiness while moving the table throughout your space or when engaging the flip-top mechanism to flip the table-top up and nest the tables together. This design feature makes for a very clean, functional, and great looking complete table!

METAL MODESTY PANELS:



Construction:

- Perforated Fabricated Steel
- Bolts onto the Leg Assembly
- Only 3/4" gap from the bottom of the table top to the Modesty
- Offers almost 10" of Modesty protection

LAMINATE MODESTY PANELS:



Construction:

- High Pressure Laminate w/ 3MM Edge
- 3/4" thick panel
- Bolts to the leg assembly
- Only 3/4" gap from the bottom of the table top to the Modesty
- Offers almost 10" of Modesty protection
- Wilsonart & Formica Standard Laminates



ACACIA COLLECTION™: SQUARE POST SERIES

The Acacia™ Square Post Series tables offers an opportunity to mount the leg flush with the corner of the table top for an inspiring, high-end look. Offered in both a 2" and 3" square leg with an adjustable leveler, the Square Post Series leg is sure to add an element of distinction to your space.

Non-standard sizes available upon request as well as 6 standard powdercoat finishes plus a Chrome/Polished Aluminum option. Standard Laminates are Wilsonart & Formica with thousands of matching vinyl edges. Modesty panel options are perforated metal or laminate to match.

SQUARE POST BASE:



- Construction: Welded for maximum strength and stability
- Column: Tubing 14 gage wall
- Fixed Top Plate: Fabricated steel
- Height: 27-3/4"
- Adjustable Leveler
- Finish: Chrome or powder coat paint

ACACIA COLLECTION™: ROUND POST SERIES



The Acacia™ Round Post Series tables make a statement. Distinctive and stylish, this leg is the choice of many who appreciate value and style. Round Post Series tables add the detail needed to give a look of distinction and durability.

Non-standard sizes available upon request as well as 6 standard powdercoat finishes plus a Chrome/Polished Aluminum option. Standard Laminates are Wilsonart & Formica with thousands of matching vinyl edges. Modesty panel options are perforated metal or laminate to match.

ROUND POST BASE:



- Construction: Welded for maximum strength and stability
- Column: 2" tubing 14 gage wall
- Fixed Top Plate:
 - 125" x 6" x 6" steel
 - 6" tubes .187" x 8" x 8" steel
- Base Height: 27-3/4"
- Adjustable Leveler: 2" tubes have a 1/4-20 x 1-3/4" long shank
- Finish: Chrome or powder coat paint



ACACIA COLLECTION™: TAPERED POST SERIES

The Acacia™ Tapered Post Series offers a fresh look for tables that will stand the test of time. The sleek tapered design provides the perfect aesthetic appeal for all applications from dining and café to reception and multi-purpose spaces.

Non-standard sizes available upon request as well as 6 standard powdercoat finishes plus a Chrome/Polished Aluminum option. Standard Laminates are Wilsonart & Formica with thousands of matching vinyl edges. Modesty panel options are perforated metal or laminate to match.

TAPERED POST BASE:



- Construction: Welded for maximum strength and stability
- Column: Fabricated steel 14 gage
- Fixed Top Plate:
 - Fabricated steel .125" x 6" x 6"
 - Requires (8) # 12-14 screws
- Adjustable Leveler: Tapered leveler from 2-1/8" to 1-7/16" diameter by 2-3/8" tall
- Caster: 2" diameter locking
- Finish: Chrome or powder coat paint

ACACIA COLLECTION™: AUDITORIUM SERIES



The Acacia™ Auditorium Series offers the combination of a rigid, welded, and bolted construction along with a clean look. Seminar tables, lecture halls, restaurants and cafeterias are all ideal applications for our line of surface mounted Auditorium Series bases. These legs are securely bolted to the floor for an ideal fixed table solution

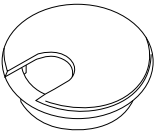
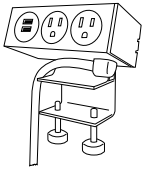
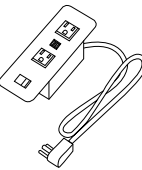
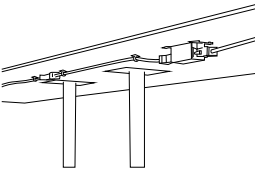
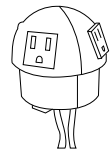
Non-standard sizes available upon request as well as 6 standard powdercoat finishes plus a Chrome/ Polished Aluminum option. Standard Laminates are Wilsonart & Formica with thousands of matching vinyl edges. Modesty panel options are perforated metal or laminate to match.

AUDITORIUM BASE:



- Construction: Welded and bolted for maximum strength
- Tubing: 3" OD x 16 gage
- Floor Plate:
 - 1/4" x 5-1/2" x 7-1/4"
 - Wire access 2-1/2" diameter in floor plate
- Cover for Floor Plate: Molded plastic cover with black finish to hide mounting screws in the floor
- Floor Anchors:
 - Customer to supply (4) per base
 - 5/16" anchors required in cement
 - 3/8" toggles required in wood
- Top Plate:
 - Fabricated steel 6" x 9"
 - Requires (6) # 12-14 screws
- Base Height – 27-3/4"
- Finish: Powder coat paint

ACACIA COLLECTION™: ELECTRICAL OPTIONS


PRODUCT	MODEL NUMBER	FEATURES	DESCRIPTION
<p>Grommet</p> 	-E001B	<ul style="list-style-type: none"> • Black • The cost includes a wood block inside the REV panel and/or the extra cut in a wood panel • Mockett XG3 Matte black inner liner and cap • 3.5" OD • 2.812" ID • 3" hole 	This is a hole in the table with a black plastic insert and cover.
<p>Clamp on power unit with cord</p> 	-E002_2P2U	<ul style="list-style-type: none"> • ECA Seclusion Series • 2 power, 2 USB • Black or White 	This unit can clamp on the top or bottom of the table. The 72" cord with plug is attached to the power unit.
<p>Flush top mounted power unit with a fixed cord and plug (Fixed)</p> 	-E003_2P2U	<ul style="list-style-type: none"> • 2 power, 2 USB • Black, White or Silver • COV-2U-B-108 • 1.5" thick top bracket (if required) • Mockett wire manager (WM22) 24" 	These units are permanently attached to the table and have a power cord that plugs into the wall outlet.
<p>Flush top mounted power unit with Daisy Link to run the units together in a series (daisy chain)</p> 	-E005_2P2U	<ul style="list-style-type: none"> • 2 power, 2 USB • Black, White, Silver or Aluminum • COV-2U-41-B60SK • Ten (10) tables maximum hooked in a series • Starter cable - required to connect to the electric outlet. One (1) per group of tables • Alligator Anchors (4) four per table (Fastenal 50945) 	Flush top mounted power unit with the ability to daisy chain the tables together. These units are permanently attached to the table and have conduit between each power unit that connects to another table. The final connection to the wall is with a dedicated power cord from the last table into the wall outlet (called a starter cable). The starter cable is NOT included (and that you should look below for starter cable costs).
<p>Plug-In Starter Cable for Above Unit</p>	E-4220AP1-72	<ul style="list-style-type: none"> • Plug-in Starter Cable for Daisy Chain Units (72" Cord) 	1 of these is needed for each mine of tables being connected to an outlet.
<p>Hardwired Starter Cable for Above Unit</p>	E-42SB2-72	<ul style="list-style-type: none"> • Hardwired Starter Cable for Daisy Chain Units (72" Cord) 	1 of these is needed for each mine of tables being connected to an outlet.
<p>Power Shere unit with 4 Power. Two (2) 10' Cords</p> 	-E006B4P	<ul style="list-style-type: none"> • 4 Power • Black • Two (2) 10' Power Cords • BE02210-F02-120 	These units are permanently attached to the table and have 2 power cords that plug into the wall outlet.

ACACIA COLLECTION™: COLOR OPTIONS


STANDARD HIGH PRESSURE LAMINATES:

Any standard Wilsonart® or Formica® with thousands of matching vinyl edges.


STANDARD LOW PRESSURE LAMINATE OPTIONS:




White
300-G2S




Classic Maple
290-G2S



Stainless
961-G2S



Viva Walnut
G21-G2S



Kindle
H67-G2S




Storm
HO5-G2S




Cayenne Maple
766-G2S

Please note: Any laminate chosen outside of our standard laminates will have a change in price and lead time.


STANDARD BASE COLOR OPTIONS:




Black (BL)




Sky White (SW)



Dark Tone (DT)



Black Wrinkle (BW)





Silver (SV)



Champagne (CP)



Acacia Collection™ Table Bases

BASE STYLE OPTION	IMAGE	MAXIMUM TABLE TOP	MODEL NUMBER	LIST PRICE
Architectural T-Base Great solution for a space requiring more of an architectural and contemporary aesthetic SPECIFICATIONS <ul style="list-style-type: none"> • Construction: Rigid bolted, Column and foot are assembled • Column: Aluminum • Base: Die cast aluminum • Base Height: 27-3/4" – 40-3/4" • Adjustable Leveler: 3/8" x 3/4" long shank • Finish: Polished aluminum, Powder coat paint 		STANDARD CAFE HEIGHT STATIONARY w/ LEVELER:		
		UP TO 20" DEPTH	A-54T20FX-##	\$827
		UP TO 24" DEPTH	A-54T24FX-##	\$843
		UP TO 36" DEPTH	A-54T36FX-##	\$875
		STANDARD CAFE HEIGHT FLIP-TOP w/ LEVELER:		
		UP TO 20" DEPTH	A-54T20FT-##	\$1,288
		UP TO 24" DEPTH	A-54T24FT-##	\$1,299
		UP TO 36" DEPTH	A-54T36FT-##	\$1,330
		OPTIONAL ADD-ON ITEMS:		
		BAR HEIGHT	-BH	+ \$201
Architectural X-Base Great solution for a space requiring more of an architectural and contemporary aesthetic. SPECIFICATIONS <ul style="list-style-type: none"> • Construction: Rigid bolted • Column: Aluminum • Base: Die cast aluminum • Base Height: 27-3/4" – 40-3/4" • Adjustable Leveler: 3/8-16" x 3/4" long shank • Finish: Polished aluminum, Powder coat paint 		STANDARD CAFE HEIGHT STATIONARY w/ LEVELER:		
		UP TO 36" SQUARE OR ROUND	A-543636FX-##	\$774
		UP TO 48" SQ OR RD (casters); 54" RD (levelers)	A-544860FX-##	\$912
		STANDARD CAFE HEIGHT FLIP-TOP w/ LEVELER:		
		UP TO 36" SQUARE OR ROUND	A-543636FT-##	\$970
		UP TO 48" SQ OR RD (casters); 54" RD (levelers)	A-544860FT-##	\$1,108
		OPTIONAL ADD-ON ITEMS:		
		BAR HEIGHT	-BH	+ \$133
		CUSTOM BASE HEIGHT	-CBH	+ \$164
		CASTERS	-C	+ \$64
		CHROME	-CH	+ \$254
		Metal Modesty Panel (make table ready)	-MMP	* page 36
		Laminate Modesty Panel (make table ready)	-LMP	* page 36
		*See page 36 for modesty panel options		

Please note: -## in base model numbers indicate the code for the base color choice - see standard base color options for codes.

*Add each model number add on continuously to the end of the full model number as needed per options added.



Acacia Collection™ Table Bases

BASE STYLE OPTION	IMAGE	MAXIMUM TABLE TOP	MODEL NUMBER	LIST PRICE
Arched T-Base Simple, elegant lines make this base a perfect combination of flexibility, functionality, and aesthetics. SPECIFICATIONS <ul style="list-style-type: none"> • Construction: Welded for maximum strength and stability. Flip mechanism is mechanically attached to the table base. • Tubing: Column 2" OD x 14 gage • Base 1-3/8" OD x 13 gage • Base Height: 27-3/4" – 40-3/4" • Adjustable Leveler: 1-3/8" diameter and 1/4" x 5/8" long stud • Finish: Chrome or powder coat paint 		STANDARD CAFE HEIGHT STATIONARY w/ LEVELER:		
		UP TO 20" DEPTH	A-72T20FX-##	\$546
		UP TO 24" DEPTH	A-72T24FX-##	\$557
		UP TO 36" DEPTH	A-72T36FX-##	\$572
		STANDARD CAFE HEIGHT FLIP-TOP w/ LEVELER:		
		UP TO 20" DEPTH	A-77T20FT-##	\$1,023
		UP TO 24" DEPTH	A-77T24FT-##	\$1,034
		UP TO 36" DEPTH	A-77T36FT-##	\$1,049
		OPTIONAL ADD-ON ITEMS:	*MODEL # ADD-ON:	PRICE ADD:
		BAR HEIGHT	-BH	+ \$154
		CUSTOM BASE HEIGHT	-CBH	+ \$164
		CASTERS	-C	+ \$64
		ADJ. COLUMN - CAFÉ (26" - 35")	-CADJ	+ \$302
		ADJ. COLUMN - BAR (29" - 42")	-BADJ	+ \$435
		CHROME	-CH	+ \$355
		Metal Modesty Panel (table ready)	-MMP	* page 36
		Laminate Modesty Panel (table ready)	-LMP	* page 36
		<i>*See page 36 for modesty panel options</i>		
Arched X-Base Simple, elegant lines make this base a perfect combination of flexibility, functionality, and aesthetics. SPECIFICATIONS <ul style="list-style-type: none"> • Construction: Rigid bolted • Tubing: Column 3" OD x 16 gage Base 1-3/8" OD x 13 gage • Mounting Plate: 12" x 12" x 4 gage steel. • Tie Rod: 1/2-13 threaded rod • Base Height: 27-3/4" – 40-3/4" • Adjustable Leveler: 1-3/8" diameter and 1/4" x 5/8" long stud • Finish: Chrome or powder coat paint 		STANDARD CAFE HEIGHT STATIONARY w/ LEVELER:		
		UP TO 30" SQUARE OR 36" ROUND	A-733036FX-##	\$567
		UP TO 36" SQUARE OR 42" ROUND	A-733642FX-##	\$604
		UP TO 42" SQUARE OR 54" ROUND	A-734254FX-##	\$625
		STANDARD CAFE HEIGHT FLIP-TOP w/ LEVELER:		
		UP TO 30" SQUARE OR 36" ROUND	A-733036FT-##	\$753
		UP TO 36" SQUARE OR 42" ROUND	A-733642FT-##	\$790
		UP TO 42" SQ or RD (casters); 48" RD (levelers)	A-734254FT-##	\$806
		OPTIONAL ADD-ON ITEMS:	*MODEL # ADD-ON:	PRICE ADD:
		BAR HEIGHT	-BH	+ \$101
		CUSTOM BASE HEIGHT	-CBH	+ \$164
		CASTERS	-C	+ \$64
		CHROME	-CH	+ \$212

Please note: -## in base model numbers indicate the code for the base color choice - see standard base color options for codes.

*Add each model number add on continuously to the end of the full model number as needed per options added.



Acacia Collection™ Table Bases

BASE STYLE OPTION	IMAGE	MAXIMUM TABLE TOP	MODEL NUMBER	LIST PRICE
Contemporary T-Base This classically styled base fuses aesthetics, durability, and functionality for all environments utilizing its cast aluminum frame. SPECIFICATIONS <ul style="list-style-type: none"> • Construction: Bolted, welded combination, column and feet are assembled. Flip-Top mechanism is mechanically attached to the table base. • Column: 2-1/4" tubing OD x 13 gage • Base: Cast aluminum • Base Height: 27-3/4" – 40-3/4" • Adjustable Leveler: 3/8" x 3/4" long shank • Finish: Polished aluminum/Chrome, Satin aluminum/Satin chrome, Powder coat paint 		STANDARD CAFE HEIGHT STATIONARY w/ LEVELER:		
		UP TO 20" DEPTH	A-55T20FX-##	\$636
		UP TO 26" DEPTH	A-55T26FX-##	\$652
		UP TO 36" DEPTH	A-55T36FX-##	\$700
		STANDARD CAFE HEIGHT FLIP-TOP w/ LEVELER:		
		UP TO 20" DEPTH	A-55T20FT-##	\$1,092
		UP TO 26" DEPTH	A-55T26FT-##	\$1,108
		UP TO 36" DEPTH	A-55T36FT-##	\$1,155
		OPTIONAL ADD-ON ITEMS:	*MODEL # ADD-ON:	PRICE ADD:
		BAR HEIGHT	-BH	+ \$154
		CUSTOM BASE HEIGHT	-CBH	+ \$164
Contemporary X-Base Functionality, classic styling, and lasting quality come together in this base. SPECIFICATIONS <ul style="list-style-type: none"> • Construction: Bolted, welded combination • Column: 2-1/4" tubing OD x 13 gage • Base: Cast aluminum • Mounting Plate: Fabricated steel 4 gage x 12" x 12", and 8" x 8" • Base Height: 27-3/4" – 40-3/4" • Adjustable Leveler: 3/8-16 x 3/4" long shank • Finish: Polished aluminum/Chrome, Satin aluminum/Satin chrome, Powder coat paint 		STANDARD CAFE HEIGHT STATIONARY w/ LEVELER:		
		UP TO 24" SQUARE OR ROUND	A-572424FX-##	\$493
		UP TO 30" SQUARE OR 36" ROUND	A-573036FX-##	\$546
		UP TO 36" SQUARE OR 42" ROUND	A-573642FX-##	\$578
		UP TO 42" SQUARE OR 54" ROUND	A-574254FX-##	\$684
		STANDARD CAFE HEIGHT FLIP-TOP w/ LEVELER:		
		UP TO 24" SQUARE OR ROUND	A-572424FT-##	\$678
		UP TO 30" SQUARE OR 36" ROUND	A-573036FT-##	\$731
		UP TO 36" SQUARE OR 42" ROUND	A-573642FT-##	\$763
		UP TO 42" SQ, 48"RD (casters); 54"RD (levelers)	A-574254FT-##	\$869
		OPTIONAL ADD-ON ITEMS:	*MODEL # ADD-ON:	PRICE ADD:
		BAR HEIGHT	-BH	+ \$80
		CUSTOM BASE HEIGHT	-CBH	+ \$164
		CASTERS	-C	+ \$64
		WIRE ACCESS	-WA	+ \$254
		CHROME	-CH	+ \$80
		ADJ. COLUMN - CAFÉ (26"- 35")	-CADJ	+ \$217
		ADJ. COLUMN - BAR (29"- 42")	-BADJ	+ \$286

Please note: -## in base model numbers indicate the code for the base color choice - see standard base color options for codes.

*Add each model number add on continuously to the end of the full model number as needed per options added.

Acacia Collection™ Table Bases

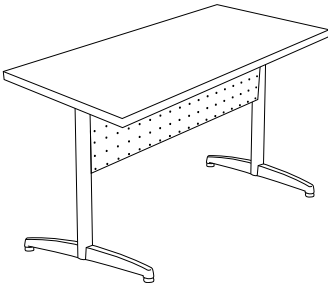
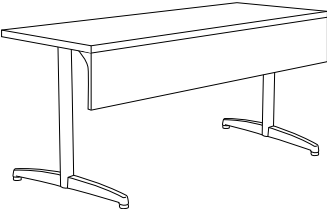
BASE STYLE OPTION	IMAGE	MAXIMUM TABLE TOP	MODEL NUMBER	LIST PRICE
Cast T-Base Functionality, classic styling, and lasting quality come together in this base. SPECIFICATIONS <ul style="list-style-type: none"> • Construction: Bolted, welded combination, Column and feet are assembled. Flip-Top mechanism is mechanically attached to the table base. • Column: 2-1/4" tubing OD x 13 gage • Base: Cast aluminum • Base Height: 27-3/4" – 40-3/4" • Adjustable Leveler: 3/8"-x 3/4" long shank • Finish: Polished aluminum/Chrome, Satin aluminum/Satin chrome, Powder coat 		STANDARD CAFE HEIGHT STATIONARY w/ LEVELER:		
		UP TO 20" DEPTH	A-50T20FX-##	\$557
		UP TO 26" DEPTH	A-50T26FX-##	\$567
		UP TO 36" DEPTH	A-50T36FX-##	\$599
		STANDARD CAFE HEIGHT FLIP-TOP w/ LEVELER:		
		UP TO 20" DEPTH	A-50T20FT-##	\$1,018
		UP TO 26" DEPTH	A-50T26FT-##	\$1,028
		UP TO 36" DEPTH	A-50T36FT-##	\$1,065
		OPTIONAL ADD-ON ITEMS:	*MODEL # ADD-ON:	PRICE ADD:
		BAR HEIGHT	-BH	+ \$154
		CUSTOM BASE HEIGHT PER INCH	-CBH	+ \$164
		CASTERS	-C	+ \$64
		WIRE ACCESS	-WA	+ \$90
		ADJ. COLUMN - CAFÉ (26"- 35")	-CADJ	+ \$302
Cast X-Base This classically styled base fuses aesthetics, durability, and functionality for all environments utilizing its cast aluminum frame. SPECIFICATIONS <ul style="list-style-type: none"> • Construction: Bolted, welded combination • Column: 2-1/4" tubing OD x 13 gage • Base: Cast aluminum • Mounting Plate: Fabricated steel 4 gage x 12" x 12", and 8" x 8" • Base Height: 27-3/4" – 40-3/4" • Adjustable Leveler: 3/8-16 x 3/4" long shank • Finish: Polished aluminum/Chrome, Satin aluminum/Satin chrome, Powder coat paint 		STANDARD CAFE HEIGHT STATIONARY w/ LEVELER:		
		UP TO 24" SQUARE OR ROUND	A-522424FX-##	\$429
		UP TO 30" SQUARE OR 36" ROUND	A-523036FX-##	\$456
		UP TO 36" SQUARE OR 42" ROUND	A-523642FX-##	\$514
		UP TO 42" SQUARE OR 54" ROUND	A-524254FX-##	\$567
		STANDARD CAFE HEIGHT FLIP-TOP w/ LEVELER:		
		UP TO 24" SQUARE OR ROUND	A-522424FT-##	\$615
		UP TO 30" SQUARE OR 36" ROUND	A-523036FT-##	\$641
		UP TO 36" SQUARE OR 42" ROUND	A-523642FT-##	\$694
		UP TO 42" SQ, 48" RD (casters); 54" RD (levelers)	A-524254FT-##	\$753
		OPTIONAL ADD-ON ITEMS:	*MODEL # ADD-ON:	PRICE ADD:
		BAR HEIGHT	-BH	+ \$80
		CUSTOM BASE HEIGHT PER INCH	-CBH	+ \$164
		CASTERS	-C	+ \$64
		WIRE ACCESS	-WA	+ \$345
		CHROME	-CH	+ \$80
		ADJ. COLUMN - CAFÉ (26"- 35")	-CADJ	+ \$217
		ADJ. COLUMN - BAR (29"- 42")	-BADJ	+ \$286

Please note: -## in base model numbers indicate the code for the base color choice - see standard base color options for codes.

*Add each model number add on continuously to the end of the full model number as needed per options added.



Acacia Collection™ Modesty Panels

Modesty Panels for the Acacia Collection™ are designed for a seamless fusion of functionality and a clean aesthetic. All modesty panels are attached to the table legs in order to avoid any tampering or clunkiness while moving the table throughout your space or when engaging the flip-top mechanism to flip the table-top up and nest the tables together. This design feature makes for a very clean, functional, and great looking complete table!

STYLE	MODESTY PANEL SIZE OPTIONS	BASE STYLE / MODEL NUMBER	LIST PRICE
METAL MODESTY PANELS 	Architectural Base Only	Flip-Top & Stationary Bases	
	48" Long Table	A-M-MP-0936-54	\$286
	60" Long Table	A-M-MP-0948-54	\$302
	72" Long Table	A-M-MP-0960-54	\$376
	Cast, Arch, and Contemporary Bases	Stationary Bases	
	48" Long Table	A-M-MP-0936-505572	\$323
	60" Long Table	A-M-MP-0948-505572	\$345
	72" Long Table	A-M-MP-0960-505572	\$408
	Cast, Arch, and Contemporary Bases	Flip-Top Bases	
	48" Long Table	A-M-MP-0936-505572-FT	\$323
LAMINATE MODESTY PANELS 	All Base Styles	Stationary Bases	
	48" Long Table	A-PBL-MP-0936EBM-XXXX	\$212
	60" Long Table	A-PBL-MP-0948EBM-XXXX	\$254
	72" Long Table	A-PBL-MP-0960EBM-XXXX	\$297
	84" Long Table	A-PBL-MP-0972EBM-XXXX	\$339
	96" Long Table	A-PBL-MP-0996EBM-XXXX	\$345
	All Base Styles	Flip-Top Bases	
	48" Long Table	A-PBL-MP-0936EBM-XXXX-FT	\$223
	60" Long Table	A-PBL-MP-0948EBM-XXXX-FT	\$265
	72" Long Table	A-PBL-MP-0960EBM-XXXX-FT	\$313
	84" Long Table	A-PBL-MP-0972EBM-XXXX-FT	\$355
	96" Long Table	A-PBL-MP-0996EBM-XXXX-FT	\$360




Please Note: Metal Modesty panels are only available up to your 72" long table. If wanted on an 84" long table, legs would sit in same positions as a 72" long table
 *Certain Flip-Top table tops must have contoured top edges for modesty panels to properly fasten.

Acacia Collection™ Table Bases

BASE STYLE OPTION	IMAGE	MAXIMUM TABLE TOP	MODEL NUMBER	LIST PRICE
Cast 4-Column X-Base This classically styled base fuses aesthetics, durability, and functionality for the larger sized tops over 60" square or round. This cast aluminum frame provides extreme durability without sacrificing style. SPECIFICATIONS <ul style="list-style-type: none"> • Construction: Bolted, welded combination • Column: 2-1/4" steel tubing • Base: Cast aluminum • Mounting Plate: Fabricated steel .12" x 4" x 4"(4) Requires (16) #12-14 screws • Base Height: 27-3/4" – 40-3/4" • Adjustable Leveler: 3/8" x 3/4" long shank • Finish: Polished aluminum/Chrome, Satin aluminum/Satin chrome, Powder coat paint 		STANDARD CAFE HEIGHT STATIONARY w/ LEVELER:		
		UP TO 60" ROUND	A-5260FX-##	\$1,071
		UP TO 72" ROUND	A-5272FX-##	\$1,134
		UP TO 84" ROUND	A-5284FX-##	\$1,219
		OPTIONAL ADD-ON ITEMS:	*MODEL NUMBER ADD-ON:	PRICE ADD:
		BAR HEIGHT	-BA	+ \$281
		CASTERS	-C	+ \$64
		WIRE ACCESS	-WA	+ \$42
		CHROME	-CH	+ \$376
Y-Base The classic style that maximizes nesting capability of the flip-top table and provides a functional design element to the space. SPECIFICATIONS <ul style="list-style-type: none"> • Tubing: 1.5" Steel Tubing; 16 gage • Fixed top plate: 8" X 8" • Fliptop top plate: 2.1" X 4.1" • Finish: Y-Base Legs do not have the same finish options as the rest of the Acacia line. See the Y-Base finish options in the Optional Add-On Items column to the right & on page 27. 		STANDARD CAFE HEIGHT STATIONARY w/ FIXED FEET IN BLACK:		
		UP TO 26" WIDE	A-335-Y-22X28.75-FX	\$541
		UP TO 32" WIDE	A-335-Y-26X28.75-FX	\$551
		STANDARD CAFE HEIGHT FLIP-TOP w/ FIXED FEET IN BLACK:		
		UP TO 26" WIDE	A-335-Y-22X28.75-FT	\$1,177
		UP TO 32" WIDE	A-335-Y-26X28.75-FT	\$1,187
		OPTIONAL ADD-ON ITEMS:	*MODEL NUMBER ADD-ON:	PRICE ADD:
		LEVELERS	-L	+ \$48
		CASTERS	-C	+ \$74
		Black	-B	+ 0
		Wheat Base Color	-W	+ \$27
		Graphite Base Color	-G	+ \$27
		Carbon Base Color	-CB	+ \$27
		White	-BW	+ \$42
		Platinum Base Color	-PT	+ \$42
		Pewter Base Color	-PE	+ \$42
		Charcoal Base Color	-CC	+ \$42
		Polished Chrome Base Color	-CH	+ \$297

Please note: -## in base model numbers indicate the code for the base color choice - see standard base color options for codes.
 *Add each model number add on continuously to the end of the full model number as needed per options added.

Acacia Collection™ Table Bases

BASE STYLE OPTION	IMAGE	MAXIMUM TABLE TOP	MODEL NUMBER	LIST PRICE
Round Pedestal Base These low profile discs almost make the base disappear into the floor while still maintaining the stability and mobility needed in a freestanding table. SPECIFICATIONS <ul style="list-style-type: none"> • Construction: Mounting plates are welded to columns. Discs are bolted to columns from the bottom side for extra strength and anti-rotation. • Column: Fabricated steel 16 gage • Fixed Mounting Plate: 12" x 12" x 4 gage steel • Adjustable Leveler: Optional • Finish: Chrome or powder coat paint 		STANDARD CAFE HEIGHT STATIONARY w/ LEVELER:		
		UP TO 36" ROUND	A-R1836FX-##	\$758
		UP TO 48" ROUND	A-R2248FX-##	\$885
		UP TO 54" ROUND	A-R2254FX-##	\$1,087
		UP TO 60" ROUND	A-R2260FX-##	\$1,495
		STANDARD CAFE HEIGHT FLIP-TOP w/ LEVELER:		
		UP TO 36" ROUND	A-R1836FT-##	\$938
		UP TO 48" ROUND	A-R2248FT-##	\$1,071
		UP TO 54" ROUND	A-R2254FT-##	\$1,267
		OPTIONAL ADD-ON ITEMS:	*MODEL NUMBER ADD-ON:	PRICE ADD:
Square Pedestal Base These low profile discs almost make the base disappear into the floor while still maintaining the stability and mobility needed in a freestanding table. SPECIFICATIONS <ul style="list-style-type: none"> • Construction: Mounting plates are welded to columns. Discs are bolted to columns from the bottom side for extra strength and anti-rotation. • Column: Fabricated steel 16 gage • Fixed Mounting Plate: 12" x 12" x 4 gage steel • Adjustable Leveler: Optional • Finish: Chrome or powder coat paint 		STANDARD CAFE HEIGHT STATIONARY w/ LEVELER:		
		UP TO 36" SQUARE	A-S1836FX-##	\$848
		UP TO 42" SQUARE	A-S1842FX-##	\$1,002
		UP TO 48" SQUARE	A-S1848FX-##	\$1,208
		STANDARD CAFE HEIGHT FLIP-TOP w/ LEVELER:		
		UP TO 36" SQUARE	A-S1836FT-##	\$1,028
		UP TO 42" SQUARE	A-S1842FT-##	\$1,187
		UP TO 48" SQUARE	A-S1848FT-##	\$1,394
		OPTIONAL ADD-ON ITEMS:	*MODEL NUMBER ADD-ON:	PRICE ADD:
		BAR HEIGHT	-BA	+ \$101
Tapered Pedestal Base These low profile discs almost make the base disappear into the floor while still maintaining the stability and mobility needed in a freestanding table. SPECIFICATIONS <ul style="list-style-type: none"> • Construction: Mounting plates are welded to columns. Discs are bolted to columns from the bottom side for extra strength and anti-rotation. • Column: Fabricated steel 16 gage • Fixed Mounting Plate: 12" x 12" x 4 gage steel • Adjustable Leveler: Optional • Finish: Chrome or powder coat paint 		STANDARD CAFE HEIGHT STATIONARY w/ LEVELER:		
		UP TO 30" ROUND	A-T1830FX-##	\$1,129
		UP TO 42" ROUND	A-T1842FX-##	\$1,198
		STANDARD BAR HEIGHT STATIONARY w/ LEVELER:		
		UP TO 30" ROUND	A-T1830FXB-##	\$1,601
		UP TO 42" ROUND	A-T1842FXB-##	\$1,659
		STANDARD CAFE HEIGHT FLIP-TOP w/ LEVELER:		
		UP TO 30" ROUND	A-T1830FT-##	\$1,314
		UP TO 42" ROUND	A-T1842FT-##	\$1,378
		STANDARD BAR HEIGHT FLIP-TOP w/ LEVELER:		
		UP TO 30" ROUND	A-T1830FTB-##	\$1,786
		UP TO 42" ROUND	A-T1842FTB-##	\$1,844
		OPTIONAL ADD-ON ITEMS:	*MODEL NUMBER ADD-ON:	PRICE ADD:
		LEVELERS	-L	+ \$180
		CHROME - CAFÉ HEIGHT	-CCH	+ \$345
		CHROME - BAR HEIGHT	-BCH	+ \$482

Please note: -## in base model numbers indicate the code for the base color choice - see standard base color options for codes.

*Add each model number add on continuously to the end of the full model number as needed per options added.

Acacia Collection™ Table Bases

BASE STYLE OPTION	IMAGE	MAXIMUM TABLE TOP	MODEL NUMBER	LIST PRICE
Square Post The Acacia™ Square Post Series tables offers an opportunity to mount the leg flush with the corner of the table top for an inspiring, high-end look. Offered in both a 2" and 3" square leg with an adjustable leveler, the Square Post Series leg is sure to add an element of distinction to your space. SPECIFICATIONS <ul style="list-style-type: none"> • Construction: Mounting plates are welded to columns. Discs are bolted to columns from the bottom side for extra strength and anti-rotation. • Column: Fabricated steel 16 gage • Fixed Mounting Plate: 12" x 12" x 4 gage steel • Adjustable Leveler: Optional • Finish: Chrome or powder coat paint 		STANDARD CAFE HEIGHT STATIONARY w/ LEVELER:		
		SET OF 4	A-2514FX-##	\$1,007
		OPTIONAL ADD-ON ITEMS:	*MODEL NUMBER ADD-ON:	PRICE ADD:
		CASTERS	-C	+ \$138
		CHROME - CAFE HEIGHT	-CCH	+ \$355
		CHROME - BAR HEIGHT	-BCH	+ \$472


Round Post The Acacia™ Round Post Series tables make a statement. Distinctive and stylish, this leg is the choice of many who appreciate value and style. Round Post Series tables add the detail needed to give a look of distinction and durability. SPECIFICATIONS <ul style="list-style-type: none"> • Construction: Welded for maximum strength and stability • Column: 2" tubing 14 gage wall • Fixed Top Plate: <ul style="list-style-type: none"> - 125" x 6" x 6" steel - 6" tubes .187" x 8" x 8" steel • Base Height: 27-3/4" • Adjustable Leveler: 2" tubes have a 1/4-20 x 1-3/4" long shank • Finish: Chrome or powder coat paint 		STANDARD CAFE HEIGHT STATIONARY w/ LEVELER:		
		SET OF 4	A-2000FX-##	\$599
		OPTIONAL ADD-ON ITEMS:	*MODEL NUMBER ADD-ON:	PRICE ADD:
		CASTERS	-C	+ \$80
		ADJ. COLUMN - CAFÉ (26"- 35")	-CADJ	+ \$668
		ADJ. COLUMN - BAR (29"- 42")	-BADJ	+ \$922
		CHROME - CAFÉ HEIGHT	-CCH	+ \$313
		CHROME - BAR HEIGHT	-BCH	+ \$392

Please note: -## in base model numbers indicate the code for the base color choice - see standard base color options for codes.

*Add each model number add on continuously to the end of the full model number as needed per options added.

Acacia Collection™ Table Bases

BASE STYLE OPTION	IMAGE	MAXIMUM TABLE TOP	MODEL NUMBER	LIST PRICE
Tapered Post Base The Acacia™ Tapered Post Series offers a fresh look for tables that will stand the test of time. The sleek tapered design provides the perfect aesthetic appeal for all applications from dining and café to reception and multi-purpose spaces. SPECIFICATIONS <ul style="list-style-type: none"> • Construction: Welded for maximum strength and stability • Column: Fabricated steel 14 gage • Fixed Top Plate: <ul style="list-style-type: none"> - Fabricated steel .125" x 6" x 6" • Adjustable Leveler: Tapered leveler from 2-1/8" to 1-7/16" diameter by 2-3/8" tall • Caster: 2" diameter locking (optional) • Finish: Chrome or powder coat paint 		STANDARD CAFE HEIGHT STATIONARY w/ LEVELER:		
		ADJUSTABLE LEVELER SET OF 4	A-2520FX-##	\$1,166
		OPTIONAL ADD-ON ITEMS:	*MODEL NUMBER ADD-ON:	PRICE ADD:
		CHROME - CAFE HEIGHT	-CCH	+ \$371

BASE STYLE OPTION	IMAGE	MAXIMUM TABLE TOP	MODEL NUMBER	LIST PRICE
Auditorium Base The Acacia™ Auditorium Series offers the combination of a rigid, welded, and bolted construction along with a clean look. Seminar tables, lecture halls, restaurants and cafeterias are all ideal applications for our line of surface mounted Auditorium Series bases. These legs are securely bolted to the floor for an ideal fixed table solution. SPECIFICATIONS <ul style="list-style-type: none"> * SOLD AS A SET OF 2 • Construction: Welded and bolted for maximum strength • Tubing: 3" OD x 16 gage • Floor Plate: <ul style="list-style-type: none"> - 1/4" x 5-1/2" x 7-1/4" - Wire access 2-1/2" diameter in floor plate • Cover for Floor Plate: Molded plastic cover with black finish to hide mounting screws in the floor • Floor Anchors: <ul style="list-style-type: none"> - Customer to supply (4) per base - 5/16" anchors required in cement - 3/8" toggles required in wood • Top Plate: <ul style="list-style-type: none"> - Fabricated steel 6" x 9" - Requires (6) # 12-14 screws • Base Height - 27-3/4" • Finish: Powder coat paint 		STANDARD CAFE HEIGHT STATIONARY w/ LEVELER:		
		UP TO 30" DEEP TOP	A-1930FX-##	\$970
		OPTIONAL ADD-ON ITEMS:	*MODEL NUMBER ADD-ON:	PRICE ADD:
		WIRE ACCESS	-WA	+\$196

Please note: -## in base model numbers indicate the code for the base color choice - see standard base color options for codes.

*Add each model number add on continuously to the end of the full model number as needed per options added.

Acacia Collection™ Standard Low Pressure Laminate Options




White
300-G2S



Classic Maple
290-G2S




Stainless
961-G2S



Viva Walnut
G21-G2S



Kindle
H67-G2S



Storm
H05-G2S




Cayenne Maple
766-G2S

Please note: Any laminate chosen outside of our standard laminates will have a change in price and lead time.

Acacia Standard Base Color Options




Black (BL)



Black Wrinkle (BW)




Dark Tone (DT)




Medium Tone (MT)




Silver (SV)




Medium Gray (MG)




Inner Tone Light (IT)




Champagne (CN)




Light Brown (LB)



Light Tone (LT)



Soft White (SW)



Sky White (SK)

Please note: Polished Chrome base color option is also available for an added cost - see page 27. Acacia Collection™ Y-Base Tables are excluded from these standard base color options. Please see page 27 for Y-Base standard color options.