

# riviera

lounge seating collection



# riviera

Designed for healthcare, Riviera's transitional style is at home in acute care and long term care environments. Riviera is designed to be easy to clean and maintain and offers the option of a powdercoated steel leg for increased durability.

## Features

- Product lineup also includes 2-seat and 3-seat units
- Removable seat cushion
- Flow-through seat design enables easy cleaning
- Seat cover features seamless front for increased durability

## Options

- Choice of wood or powdercoated steel leg
- Contrasting fabrics
- CAL TB 133 Compliance
- Moisture Barrier



Front view  
Shown with metal legs in silver finish

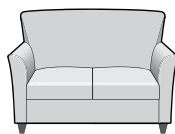


Side view  
Shown with wood legs in chocolate finish

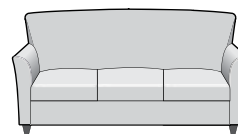
## statement of line



**Lounge chair**  
W 33  
D 32  
H 37.5  
Seat H 18.5  
Seat W 21



**Two-seat sofa**  
W 54  
D 32  
H 37.5  
Seat H 18.5  
Seat W 42



**Three-seat sofa**  
W 75  
D 32  
H 37.5  
Seat H 18.5  
Seat W 63

## features



Unique, transitional style creates modern wingback appeal



Attention to detail is evident in the superb craftsmanship



Seat cushion fits snugly yet is easily removed for cleaning



"Flow-through" design eliminates entrapment of dirt




Tapered leg available in wood or metal. Both styles are field-replacable

## Leg finish selection:



Hardrock Maple (HM)




Candlelight (CL)



Rustic Cherry (RC)



Summer Flame (SF)



Mahogany (MA)



Cherry Blossom (CB)



Chocolate (CH)



Silver (Metal)