

NOVA

SOLUTIONS™

WWW.NOVADESK.COM

General Services Administration
Federal Supply Service
Authorized Federal Supply Schedule Price List
Prices Shown Herein are List (61.71% Discount)

Online access to contract ordering information, terms and conditions, up-to-date pricing and the option to create an electronic delivery order is available through GSA Advantage!®, a menu-driven database system.
The INTERNET address GSA Advantage!® is: GSAAAdvantage.gov.

MAS - Multiple Awards Schedule
FSC Group 71 - Furniture

Contract #: GS-28F-005GA

Contract Period: Feb. 24, 2017 - Feb. 23, 2027

***Contract #: GS-28F-0026W**

***SET ASIDE FOR SMALL BUSINESS**

Contract Period: March 16, 2010 - March 15, 2025

For more information on ordering from Federal Supply Schedules click on the FSS Schedules button at fss.gsa.gov

Contractor: NOVA Solutions, Inc.
421 Industrial Avenue
Effingham, IL 62401

Manufactured by NOVA Solutions, Inc.

Phone: 800-730-6682

Fax: 800-940-6682

Email: sales@novasolutionsinc.com

Website: <http://www.novadesk.com>

Business Size: Small

DUNS: 19-433-1401

Cage Code: 07DR6

Price book issue date: September 2022

**SEPTEMBER 2022 GOVERNMENT EDITION OF
SEPTEMBER 2022 COMMERCIAL CATALOG**





World **Class** Creativity
Is Now in Session



A NOVA desk isn't simply a piece of classroom furniture...
It actively participates in your classroom.

We take creativity beyond the expected. A NOVA desk can serve as a computer station, a testing environment, or a traditional classroom. NOVA's Trolley Monitor Lift option (shown above) provides instructors and administrators the maximum flexibility in classroom design and use at the touch of a button. The Trolley Monitor Lift facilitates instruction and learning and is easily adaptable to other teaching programs and tools.

PRODUCTS

A/V Lecterns
Collaborative Tables
Classroom Work Stations
Study Carrels
Training Technology
Multi-Purpose Tables
Accessories

SERVICES

Training
Classroom design
Multi-purpose functionality
Multi-course adaptability
Variable training environments
Individualized solutions
Design to anticipate unique needs

PROJECTS

A business curriculum needed desktop computers with a mock stock trading wall. A school needed a traditional IT lab that could serve other course needs. A course required both desktop computer screens and lecture components without computer distraction. A law enforcement office needed a war room for crisis situations. The NOVA desk solution was adaptable for each.

NOVA currently holds 2 GSA contracts – (GS-28F-005GA & GS-28F-0026W)



*When you're looking for The Right Solution™
for your classroom, you can rely on NOVA.*



sales@novasolutionsinc.com

1-800-730-6682
novadesk.com

NOVA Solutions, Inc.
421 Industrial Ave
Effingham, IL 62401

Terms & Conditions

GENERAL SERVICES ADMINISTRATION

CONTRACT NUMBER

GS-28F-005GA

CONTRACT PERIOD

February 24, 2017 - February 23, 2027

CONTRACT NUMBER

**GS-28F-0026W (SET ASIDE FOR SMALL BUSINESS)

CONTRACT PERIOD

March 16, 2010 - March 15, 2025

CONTRACTOR

NOVA Solutions, Inc.
421 Industrial Avenue
Effingham, Illinois 62401
Phone: 800-730-6682
Fax: 800-940-6682

BUSINESS SIZE

Small

WEBSITE

novadesk.com

PARTICIPATING DEALERS

Contact NOVA's Customer Support at 800-730-6682

AWARDED SPECIAL ITEM NUMBERS

33721 Office Furniture

337127TL5B Tables and Lecterns (SBSA)

OLM Order Level Materials

LOWEST PRICED ITEM NUMBERS

33721 Page 24, BE41955 \$8 List (\$3.06 Net)

337127TL5B Page 33, 66-2SHELF \$237 List (\$90.75 Net)

HOURLY RATES

Open Market

MAXIMUM ORDER LIMITATION

\$250,000.00

MINIMUM ORDER

\$100

GEOGRAPHIC COVERAGE

The United States (Alaska and Hawaii ship to closest port on west coast)

POINT OF PRODUCTION

Effingham, Illinois

PRICING

Prices shown Herein are List (61.71% Discount)

QUANTITY DISCOUNTS

None Offered

PROMPT PAYMENT TERMS

Net 30 - Information for Ordering Offices: Prompt payment terms cannot be negotiated out of the contractual agreement in exchange for other concessions.

GOVERNMENT CREDIT CARDS

Government credit cards are accepted at no additional charge

FOREIGN ITEMS

None

TIME OF DELIVERY

50 days ARO, no expedited delivery (calendar days)

EXPEDITED DELIVERY

Open market

OVERNIGHT AND 2-DAY DELIVERY

None offered

URGENT REQUIREMENTS

None offered

FOB POINT

Destination (Except for shipments to Alaska and Hawaii)

EXPORT PACKAGING CHARGES

Open market

TERMS AND CONDITIONS OF GOVERNMENT PURCHASE CARD

No dollar limit, no negotiated payment discounts

TERMS AND CONDITIONS OF RENTAL, MAINTENANCE AND REPAIR

None offered

TERMS AND CONDITIONS OF INSTALLATION

Open market

TERMS AND CONDITIONS OF REPAIR PARTS

None offered

LIST OF SERVICE AND DISTRIBUTION POINTS

Open market

LIST OF PARTICIPATING DEALERS

None offered

PREVENTATIVE MAINTENANCE

Open market

ENVIRONMENTAL ATTRIBUTES, e.g. RECYCLED CONTENT, ENERGY EFFICIENCY, AND/OR REDUCED POLLUTANTS

NOVA is committed to protecting the environment. For NOVA's complete environmental information, contact the Customer Service Department at 800-730-6682.

SECTION 508 COMPLIANCE

None offered

DATA UNIVERSAL NUMBER SYSTEM (DUNS) NUMBER

19-433-1401

NOTIFICATION REGARDING REGISTRATION IN SYSTEM FOR AWARD MANAGEMENT (SAM) DATABASE.

SAM Compliant

ORDER PLACEMENT

NOVA requires that all orders be in writing and accompanied by a layout/drawing. This is to insure that orders are complete, avoid errors, and avoid duplication. Please order products by model numbers specified to avoid any possible error.

Terms & Conditions

GENERAL SERVICES ADMINISTRATION

Telephone orders will not be processed for production without proper written confirmation. NOVA cannot be held responsible for errors, omissions, and order duplication due to non-compliance with this procedure.

ORDERING ADDRESS

NOVA Solutions, Inc.
P.O. Box 725
421 Industrial Avenue
Effingham, Illinois 62401-0725
E-mail: Orders@novasolutionsinc.com

PAYMENT ADDRESS

NOVA Solutions, Inc.
P.O. Box 725
421 Industrial Avenue
Effingham, Illinois 62401-0725

FOR PROMPT DELIVERY, ALL ORDERS MUST INCLUDE:

- 1) Purchase order number
- 2) Attached layout/drawing
- 3) Billing address
- 4) Ship-to information and e-mail address
- 5) Special handling instructions
- 6) Complete model and finish number
- 7) Correct pricing
- 8) CPU / Monitor Dimensions (Where Applicable)

ORDER ACKNOWLEDGEMENT

Please notify NOVA immediately of any discrepancies in your order acknowledgement. The customer assumes all responsibility for order accuracy. NOVA does not assume responsibility for errors caused by miscommunications from the customer. Orders are accepted only by issuance of NOVA's formal acknowledgement. Orders are subject to the terms and conditions set forth herein, notwithstanding any variance in terms and conditions set forth on buyer's order forms. The order acknowledgement is the final confirmation of the agreement between the customer and NOVA and supersedes all prior oral and written statements regarding the order. Once the order confirmation has been sent, only NOVA approved and signed modifications will supersede the original confirmation.

DIMENSIONS/SPECIFICATIONS/FINISHES

All dimensions are approximate and may vary due to technique of each craftsman. If exact dimensions are required, it is necessary for the customer to state such specifications with the order. Detailed specifications sheets are available for each series of goods, and customer should consult NOVA's customer service department for these specification sheets. NOVA reserves the right to make changes in dimensions, style, or specifications if NOVA believes these changes will improve the goods' quality or appearance.

ORDER CHANGES

Upon acknowledgement of an order, NOVA may not be able to accept a change order. NOVA will not accept changes on specials or customer items once production begins. Every attempt to make the requested change will be made and the following conditions apply:

- 1) Requested changes must be submitted in writing
- 2) Additional charges for materials, labor, and administrative costs may be charged
- 3) Completion dates may be rescheduled as required based on changes

CANCELLATION POLICY

Prior to production, no charges to the customers. After this period, the Federal customer will be charged all actual costs incurred if items are not sold within a six month period.

STORAGE FEES

Open market

SHIPPING INFORMATION

NOVA Solutions products are shipped via contract carriers. NOVA's product pricing is dock delivered, based on standard delivery between normal business hours Monday through Friday, excluding weekends and holidays. Any charges arising from failure to meet shipments, rerouting while in transit, or carrier shortage charges are the responsibility of the customer. Detention charges will be incurred for untimely off-loading of product or other time delays incurred. Customer pick ups are handled on an appointment basis. Please contact NOVA Customer Service to schedule appointment.

Loss, Damage or Delay: NOVA shall not be liable for loss, damage or delay resulting from causes beyond its reasonable control, including but not limited to fire, strike, inclement weather, accidents, or delay in transportation. In the event of a delay, due to any such cause, the delivery date will be postponed.

Shortages: If the shipment is not delivered in accordance with the quantity of cartons and packages shown on the Bill of Lading and/or Freight Bill, do not accept it until such shortages are noted on both documents.

Open Market Shipping Fees

Handling Fee (all orders not able to be shipped via small parcel carriers): All orders under \$30,000 list will incur \$200 handling fee

Call Before Delivery (CBD) fee: \$30 per order and location

Multiple site deliveries: \$100 per order and location drop charge

Non-Standard Detention Time: \$100 per hour after two hours for each delivery location

Delivery Time (outside normal delivery hours): Contact Customer Support for charges and availability

Fuel Surcharge: A fuel surcharge will be added to all items shipped via small parcel carriers.

Residential Deliveries: Additional charge will apply, contact Customer Support for more information.

UNCARTONED OR BLANKET WRAPPED

NOVA Solutions, Inc. uses the finest packing and cartoning. No blanket wrapped orders will be allowed.

DAMAGED MERCHANDISE

All merchandise is carefully packed and thoroughly inspected prior to shipment. Responsibility for its safe delivery is assumed by the carrier. Please inspect the merchandise immediately upon receipt. If shipment arrives short or obviously freight-damaged, notate immediately on freight bill so claim can be filed with the carrier. In the event of concealed damage, take pictures immediately and **notify NOVA within 7 days of receipt**. All cartons and packaging must be kept with the merchandise at the delivered location. Failure to comply will void any recourse to NOVA Solutions or the carrier. Failure to report damage within 7 days after receipt of merchandise constitutes acceptance and a waiver of any such claim.

RETURN POLICY

NOVA Solutions, Inc. will not accept the return of any merchandise for any reason unless prior written approval, including a Returned Material Authorization number (RMA), is issued by NOVA Solutions, Inc. Special order items may not be returned for credit. If merchandise is approved for return, the restocking fee of 25% will be applied. No returns will be allowed after sixty (60) days from the ship date. Upon receipt, all returned merchandise will be thoroughly inspected, and any discrepancies will result in an adjustment in the amount of credit issued.

RESULTS AND ALLOWANCES

NOVA will not make allowances for trip or delivery charges, but will only make allowance for actual work performed to correct manufacturing defects. Allowances may be authorized only by a company officer. It is the responsibility of the field sales representative to inspect any

Terms & Conditions

GENERAL SERVICES ADMINISTRATION

defective merchandise and make suggestions and recommendations as to the proper disposition. Field personnel cannot obligate or bind the company by definite agreement, without final authorization by a company officer. NOVA will not accept automatic charge backs which do not have prior authorization. All defects must be called to the company's attention upon arrival at the customer's "ship to" destination. To initiate any type of claim or request for parts, it is imperative to have the model number.

NOVA'S PERFORMANCE OF ITS OBLIGATION

The production and delivery of the goods to the extent delayed or hindered or prevented from the performance by reason of natural disasters, acts of God, strikes, lockouts, labor troubles, inability to procure materials, casualties, failure of power, restrictive governmental laws or regulations, riots, insurrections, acts of terrorism, war or other reason of a like nature not the fault of NOVA shall excuse for the period of the delay NOVA's performance and the period for the performance shall be extended for a period equivalent to the period of such delay.

WARRANTY PROVISION

LIMITED LIFETIME WARRANTY: NOVA Solutions warrants that its products are free from defects in materials and workmanship given normal use and care for the lifetime of service; proof of delivery being the only official document accepted by NOVA for any claim. In the event that a product is used more than normal use, the applicable warranty period may be reduced.

This warranty is made by NOVA Solutions to the original customer for as long as the original customer owns and uses the product. NOVA Solutions' warranty is only valid if the products are given normal and proper use, and installed in accordance with NOVA Solutions' installation and/or application guidelines, and installed by an authorized NOVA Solutions' dealer or agent. NOVA Solutions assumes no responsibility for repairs to products sustaining damages resulting from end-user modifications, attachments to a product, misuse, abuse, alteration, or negligence.

This warranty is subject to the limitations, exclusions, and other provisions provided below:

- Twenty-five years: Thermofused laminate
- Twenty years: Drawer slides
- Ten years: Locks
- Five years: Downview™ technology with flat panel monitor Flat Panel Display Security Arm, high-pressure laminate, casters, fabrics, electrical components, PVC extrusions, adjustable surface mechanisms, and accessories.
- Three years: The Trolley™ E and The Trolley™ EXL with Intelligent Motion Technology and NOVALinked™ Components:
Three years for parts and repair labor plus optional extended warranty available for purchase.
Additional installation labor charges may not be covered by this warranty. Variation in finishes is characteristic, in terms of color & texture, and does not constitute a defect.
- Five years: Electric Lift for Sit-Stand Units:
Five years for parts and repair labor.
Additional installation labor charges may not be covered by this warranty. Variation in finishes is characteristic, in terms of color & texture, and does not constitute a defect.

As your manufacturer, NOVA Solutions stands behind our quality products and will do everything possible to resolve any problems that might arise within the terms of this warranty.

For more information, or to file a warranty claim, please contact NOVA Solutions' Customer Support at 800-730-6682.

GOVERNING LAW

This contract shall be construed and governed in accordance with the laws and regulations of the state of Illinois. Customer agrees to submit to the jurisdiction of and agrees all lawsuits relating to any disputes between the customer and the company will be brought only in a state court located in Effingham County, Illinois or the United States District Court for Marion, Illinois. The customer hereby waives the right to a trial by jury in any action, proceeding, claim, or counter-claim whether in contract or tort, at law or in equity, arising out of or relating in any way to these terms and conditions and all other disputes between the parties.

REMEDIES

The remedies herein reserved shall be cumulative, and additional to any other or further remedies provided in law or equity. No waiver of a breach of any provision of these terms and conditions shall constitute waiver of any other breach or of such provision.

LIMITATION OF LIABILITY

NOVA shall not under any circumstances be liable to the customer, owner of the goods or any third party for special, indirect, incidental, or consequential damages, including, without limitation, loss of profits or revenues, loss or damage to other property or equipment, cost of capital or of purchased or replacement goods, or expense, delay, or inconvenience cause by or arising from the purchase, sale, use, repair or inability to use the goods or by any performance or non-performance under, or breach of, these terms and conditions. NOVA's sole liability for any defective goods shall be its repair or its replacement pursuant to the express warranties set forth above, or if amended, as applicable at the time of manufacture or repair of the goods. Some states do not allow the exclusion or limitation of incidental or consequential damages, so the above limitations or exclusion may not apply to all customers. Any action resulting from any breach on the part of NOVA as to the goods or services delivered here under must be commenced within one year after the cause of action has occurred.

Procurement Information

CONTRACTS: GS-28F-005GA and GS-28F-0026W LAMINATE FURNITURE

CONTRACTOR: NOVA Solutions, Inc.

VENDOR BLOCK: c/o Assisting Dealer
421 Industrial Avenue
P.O. Box 725
Effingham, IL 62401

DATES: **GS-28F-005GA:** Feb. 24, 2017 - Feb. 23, 2027
GS-28F-0026W: Mar. 16, 2010 - Mar. 15, 2025

TIN: 37-1343933

DUNS: 19-433-1401

CAGE CODE: 07DR6

NAICS CODE: 337211 - Wood Office Furniture Manufacturing

TERMS: Net 30

FOB POINT: Destination (Except for shipments to Alaska and Hawaii)

BUSINESS SIZE: Small

Product Benefits

Integrated Furniture Features

Extensive Product Portfolio

NOVA Solutions is proud to offer a diverse product portfolio in high-quality laminate, targeting markets that include office, education, training, hospitality, and health care. GSA and State Contracts allow government agencies to participate in NOVA's extensive offering. Architects and designers are critical contacts and liaisons for specifying "The Right Solutions™" from NOVA's unique product portfolio.

Exceptional Quality

Quality furniture shipped complete and on time is the standard of excellence required with customers to even be considered a viable offering. NOVA partners with quality suppliers that demand this same philosophy. NOVA's extensive investment in the latest state-of-the-art machining technology provides unlimited flexibility while insuring we exceed our promised fit and finish. Attention to detail at every level in the manufacturing process is a requirement. "Would I spend my money to buy that finished product?" is the final quality check.

Durable Construction

Durability and strength are necessities for the utmost value in quality furniture. Our durable thermofused laminate components provide that strength, coupled with our metal-to-metal hardware assembly. Added rigidity is integrated through framed and recessed back panels. Our first-class engineering ensures every product's design includes maximum durability and strength.

Integrated Technology

Our various Visual Display Options (The Trolley™, Downview™, and Surface Mount Arm for example) are unique solutions that differentiate NOVA from any other furniture manufacturer. The Trolley™ Personal Monitor Arm System with Intelligent Motion Technology™ is the latest addition to the family. The Trolley™ is a mainstream solution allowing you to view your flat panel display in its normal position. Then with the push of a button, your monitor recedes below the work surface allowing full utilization of the work area. Whereas our Downview™ technology positions your flat panel display below the work surface at a natural reading angle while also allowing you to use the entirety of the workspace in addition to the display. We also offer our Surface Mount Arm that allows you to secure your display in an upright position above the worksurface.

Quality Look

Attention to detail integrated throughout our product portfolio creates a quality look. Overlapped drawer and door designs in our office solutions products ensure the proper fit for every function. Matching edge banding on all surfaces allows a seamless view that accentuates the product's clean lines. Our Classroom Training Series gets high marks for providing a clear, crisp design that allows our Visual Display Options to blend in perfectly.

Multiple Selections

NOVA Solutions' comprehensive product portfolio confirms your only limitation is your imagination. Impress others with a vast variety of components with multiple options that fit your every need — from the back room to the boardroom. Now you can maintain a consistent company image that matches your facility and its function. Make your furniture an essential element of your productive environment!

Unlimited Flexibility

Throughout each product offering, unlimited flexibility gives you colors and shapes that can be mixed or matched to fit your style in any working or learning environment. Enjoy the freedom to create your own environment!

Customer Friendly

The majority of NOVA Solutions' furniture is shipped assembled, ready-to-install in your working or learning environment. Those components that require some assembly are designed to fit together with simplicity and minimal effort.



Environmental Accountability

NOVA Solutions takes our environmental accountability seriously with regards to our daily processes and products we produce. It is our corporate responsibility to our employees, customers, and community. We maintain the highest sensitivity and follow-through in preserving our natural resources today, and more importantly, for our future generations.

We have chosen suppliers that share this same commitment. Particleboard, the foundation of our furniture design, is manufactured from 100% recycled post-industrial materials. We ensure it is low formaldehyde emission particleboard, use water-based adhesives that are non-toxic in lamination, and band any exposed edges to seal the substrate.

To reduce materials in landfill sites, we integrate remaining cuttings into smaller products or packaging material. Our sawdust is recycled for use on local farms. We use recycled cardboard in all our packaging. NOVA also recycles cardboard, paper, plastics, steel, and aluminum. Even our Visual Display Options (Downview™ technology and The Trolley™) are completely recyclable.

NOVA continually evaluates all initiatives for improving our environmental accountability while providing the highest quality products to our customers.

Contents



Classroom Training
Page 2

AV Lecterns & Podiums
Page 25

Collaboration & Conference
Page 35

Gaming Desks
Page 44

Retrofit Kits
Page 48

Accessories
Page 60

Classroom Training





Classroom Training

These products are uniquely suited for the following environments...

- K-12 Classrooms
- College & University Classrooms
- Technical Schools
- Private Training & Tutoring Companies
- Lecture Halls
- Testing Centers
- Corporate Training Rooms
- Government Training Facilities
- Government & Private Security Centers
- Libraries
- Computer Labs
- Common Areas & Lobbies
- Healthcare Facilities
- Correctional Institutions

Smart tools. Smart thinking.

Computer Training Desks

with iMod™ Wire Management System

Features

- Solutions for a wide variety of environments
- Visual Display Options available
- ADA compliant desks available
- Standard edge detail: 2mm Flat PVC. Matching edge banding colors
- Thermofused Melamine Worksurface; 1" Thick
- iMod™ compartment with removable modesty panels (locking optional; available in laminate or metal) for easy wire management
- Wire management system and power strip included per user
- CPU Shelf
- Manufactured with recycled post-industrial materials
- Ships assembled

How To Order

1. Select model number

Ex: 46-SL303630RX

- To specify an **ADA Height** unit, change height from 30 to **32** in model number and add \$215 for single desk or \$322 for double desk

ADA Height Example: 46-SL3036**32**RX

2. Select laminate base and worksurface color (see page 62)

Ex: **227** **044**
Base Worksurface

3. Select laminate base color for removable laminate iMod™ modesty or metal color (see page 63) for removable metal iMod™ modesty

Ex: 227 (Fashion Grey laminate color for laminate modesty)
PSL (Polished silver metal color for metal modesty)

Optional Selections:

4. Select Visual Display Options (see page 12)

Ex: TE0728NK (The Trolley™ EXL with NOVA keyboard drawer)

5. Select Desk Options & Factory Installed Accessories (see page 11)

Ex: RWGSC (Star cut wire grommet)

Note: To indicate no power strip, add "-X" to model number and deduct \$50 for a single desk and \$100 for a double desk.

Model Number Structure



46-SL303630RX

46

Series

- SL

Type

SL=Single desk/
Laminate iMod™
DL=Double desk/
Laminate iMod™
SM=Single desk/
Metal iMod™
DM=Double desk/
Metal iMod™

303630

Size

D x W x H

RX

CPU

Location
RX=Right
LX=Left
XX=No CPU

Visual Display Options

The Trolley™ Monitor Lift System

Maximum dimensions for widescreen:

E: 2 1/2" D x 18 7/8" W x 14 1/2" H (63.5mm D x 479.4mm W x 368.3mm H)

EXL: 2 1/2" D x 22 7/8" W x 14 1/2" H (63.5mm D x 581mm W x 368.3mm H)

NOTE: Maximum distance from center of wall mount VESA plate to bottom of monitor is 6 3/4" (171mm)

The Trolley™ Lift

Maximum dimensions for monitor with base removed:

32"/63" W Desks: 6" D x 25" W x 15 1/2" H (152.4mm D x 635mm W x 393.7mm H)

36"/71" W Desks: 6" D x 29" W x 15 1/2" H (152.4mm D x 736.6mm W x 393.7mm H)

42" W Desks: 6" D x 35" W x 15 1/2" H (152.4mm D x 889mm W x 393.7mm H)

48" W Desks: 6" D x 41" W x 15 1/2" H (152.4mm D x 1041.4mm W x 393.7mm H)

NOTE: Maximum distance from center of wall mount VESA plate to bottom of monitor is 6 3/4" (171mm). Max monitor weight supported is 21 lbs. Some restrictions apply.

Available with  **NOVA Linked™** To order, see page 22.

Downview™

Maximum monitor dimensions:

16x21 widescreen viewport: 20 1/8" W x 12 1/2" H (511mm W x 318mm H)

18x21 widescreen viewport: 20 1/8" W x 14 1/2" H (511mm W x 368mm H)

21x24 widescreen viewport: 23 1/8" W x 19" H (587mm W x 482mm H)

Surface Mount Arm

Maximum monitor dimensions:

Surface Mount Arm: Up to 24" widescreen

Articulating Surface Mount Arm: Up to 35" widescreen

Maximum monitor weight:

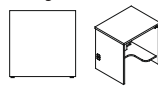
Surface Mount Arm: 21 lbs

Articulating Surface Mount Arm: 33 lbs

End Panel Styles *Straight End Panels are standard*

Standard

Straight End Panels



Optional

Contoured End Panels - Specify "S"



See page 11 for Contoured End Panel pricing.

Grommets

Standard grommets in end panels are rectangular black plastic.

CPU Storage (Some larger CPU's may fit. Contact Customer Service for more information)

The Trolley™ CPU Size Table				
Trolley Model	Desk Width	CPU Width	CPU Height	CPU Depth
TE0724	All Desk Widths	7 1/8"	15 7/8"	20"
TE0728	32"	4 1/8"	14 1/8" (24"/26"D) 15 7/8" (30" D)	20"
TE0728	36"	7 1/8"	15 7/8"	20"
TE0728	42"	7 1/8"	15 7/8"	20"
TE0728	63"	4 1/8"	14 1/8" (24"/26"D) 15 7/8" (30" D)	20"
TE0728	71"	7 1/8"	15 7/8"	20"

Some larger CPUs may fit. Contact Customer Support for more information.

Downview™ CPU Widths

21" Wide Viewport

30" W Desks = 5 3/8"

32" W Desks = 7 7/16"

36" W Desks = 8 1/2"

42" W Desks = 8 1/2"

24" Wide Viewport

30" W Desks = 1 7/8"

32" W Desks = 4"

36" W Desks = 6 3/4"

42" W Desks = 8 1/2"

63" W Desks = 7 7/16"

71" W Desks = 8 1/2"

63" W Desks = 4"

71" W Desks = 6 3/4"

Standard & Surface Mount Arm

CPU Widths

All Desk Widths = 8 1/2"

ADA Electric Lift Desks

Contact Customer Service for CPU Widths.

Computer Training Desks

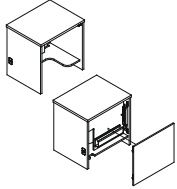
with iMod™ Wire Management System

Products listed on this page are available through GSA Contract GS-28F-005GA SIN # 33721

Computer Training Desks with Laminate iMod™ Modesty

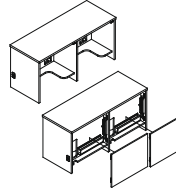
• Standard CPU storage shelf right • Change "RX" to "LX" for Left CPU storage shelf or "XX" for no CPU storage shelf
CPU Storage Shelf Widths: See page 4 • Options & Factory Installed Accessories Available: See page 11

Single Desks - Laminate Modesty



D x W x H (in.)	ft ³ / lbs	Model	List Price
24 x 32 1/8 x 30	16.4 / 125	46-SL243230RX	\$770
24 x 36 1/8 x 30	18.3 / 133	46-SL243630RX	\$784
24 x 42 1/8 x 30	21.2 / 144	46-SL244230RX	\$1,019
26 x 32 1/8 x 30	17.7 / 130	46-SL263230RX	\$810
26 x 36 1/8 x 30	19.8 / 138	46-SL263630RX	\$826
26 x 42 1/8 x 30	22.9 / 150	46-SL264230RX	\$1,058
30 x 32 1/8 x 30	20.2 / 140	46-SL303230RX	\$852
30 x 36 1/8 x 30	22.6 / 148	46-SL303630RX	\$864
30 x 42 1/8 x 30	26.1 / 161	46-SL304230RX	\$1,097

Double Desks - Laminate Modesty

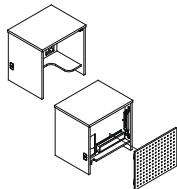


D x W x H (in.)	ft ³ / lbs	Model	List Price
24 x 63 x 30	31.3 / 232	46-DL246330RX	\$1,498
24 x 71 x 30	35.2 / 248	46-DL247130RX	\$1,544
26 x 63 x 30	33.8 / 240	46-DL266330RX	\$1,570
26 x 71 x 30	37.9 / 256	46-DL267130RX	\$1,626
30 x 63 x 30	38.6 / 257	46-DL306330RX	\$1,641
30 x 71 x 30	43.3 / 273	46-DL307130RX	\$1,666

Computer Training Desks with Perforated Metal iMod™ Modesty

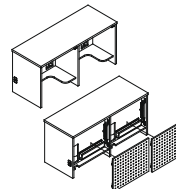
• Standard CPU storage shelf right • Change "RX" to "LX" for left CPU storage shelf or "XX" for no CPU storage shelf
CPU Storage Shelf Widths: See page 4 • Options & Factory Installed Accessories Available: See page 11

Single Desks - Perforated Metal Modesty



D x W x H (in.)	ft ³ / lbs	Model	List Price
24 x 32 1/8 x 30	16.4 / 125	46-SM243230RX	\$1,245
24 x 36 1/8 x 30	18.3 / 133	46-SM243630RX	\$1,313
24 x 42 1/8 x 30	21.2 / 144	46-SM244230RX	\$1,544
26 x 32 1/8 x 30	17.7 / 130	46-SM263230RX	\$1,315
26 x 36 1/8 x 30	19.8 / 138	46-SM263630RX	\$1,386
26 x 42 1/8 x 30	22.9 / 150	46-SM264230RX	\$1,630
30 x 32 1/8 x 30	20.2 / 140	46-SM303230RX	\$1,459
30 x 36 1/8 x 30	22.6 / 148	46-SM303630RX	\$1,540
30 x 42 1/8 x 30	26.1 / 161	46-SM304230RX	\$1,809

Double Desks - Perforated Metal Modesty



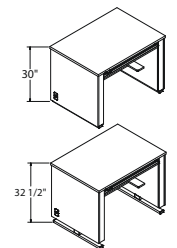
D x W x H (in.)	ft ³ / lbs	Model	List Price
24 x 63 x 30	31.3 / 232	46-DM246330RX	\$2,279
24 x 71 x 30	35.2 / 248	46-DM247130RX	\$2,415
26 x 63 x 30	33.8 / 240	46-DM266330RX	\$2,401
26 x 71 x 30	37.9 / 256	46-DM267130RX	\$2,546
30 x 63 x 30	38.6 / 257	46-DM306330RX	\$2,667
30 x 71 x 30	43.3 / 273	46-DM307130RX	\$2,828

ADA Computer Training Desks with Electric Lifts

Electrically adjustable from base height 30" with 2 1/2" travel.

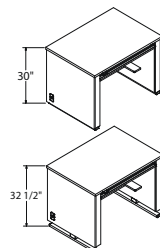
• Standard CPU storage shelf right • Change "AD" to "AX" for no CPU storage shelf and add "-L" for left CPU storage shelf
• CPU Storage Shelf Widths: Contact Customer Service • Options & Factory Installed Accessories Available: See page 11
• FPA2124NK only available in 42" W units. NOTE: ADA Lift / Column Legs are standard Polished Black metal.

Laminate Modesty



D x W x H (in.)	ft ³ / lbs	Model	List Price
24 x 38 1/4 x 30	18.3 / 133	46-SL243630AD	\$4,629
24 x 42 1/8 x 30	21.2 / 144	46-SL244230AD	\$4,854
26 x 38 1/4 x 30	19.8 / 138	46-SL263630AD	\$4,669
26 x 42 1/8 x 30	22.9 / 150	46-SL264230AD	\$4,890
30 x 38 1/4 x 30	22.6 / 140	46-SL303630AD	\$4,705
30 x 42 1/8 x 30	26.1 / 148	46-SL304230AD	\$4,928

Perforated Metal Modesty



D x W x H (in.)	ft ³ / lbs	Model	List Price
24 x 38 1/4 x 30	18.3 / 133	46-SM243630AD	\$5,134
24 x 42 1/8 x 30	21.2 / 144	46-SM244230AD	\$5,354
26 x 38 1/4 x 30	19.8 / 138	46-SM263630AD	\$5,204
26 x 42 1/8 x 30	22.9 / 150	46-SM264230AD	\$5,437
30 x 38 1/4 x 30	22.6 / 140	46-SM303630AD	\$5,350
30 x 42 1/8 x 30	26.1 / 148	46-SM304230AD	\$5,607

Computer Training Desks

with iMod™ Wire Management System

Products listed on this page are available through GSA Contract GS-28F-005GA SIN # 33721

48" W Computer Training Desks - Monitor Center

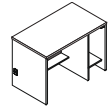
- Standard CPU storage shelf right • Change "RXC" to "LXC" for CPU storage shelf left or "XXC" for no CPU storage shelf
- CPU Storage Shelf Width: 11" • Options & Factory Installed Accessories Available: See page 11

Laminate Modesty



D x W x H (in.)	ft ³ / lbs	Model	List Price
24 x 48 1/8 x 30	24.1 / 139	46-SL244830RXC	\$1,224
30 x 48 1/8 x 30	29.7 / 156	46-SL304830RXC	\$1,303
36 x 48 1/8 x 30	35.2 / 173	46-SL364830RXC	\$1,542

Perforated Metal Modesty



D x W x H (in.)	ft ³ / lbs	Model	List Price
24 x 48 1/8 x 30	24.1 / 139	46-SM244830RXC	\$1,575
30 x 48 1/8 x 30	29.7 / 156	46-SM304830RXC	\$1,655
36 x 48 1/8 x 30	35.2 / 173	46-SM364830RXC	\$1,892

ADA Compliant Computer Training Desks - Monitor Center

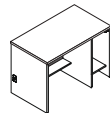
- Standard CPU storage shelf right • Change "RXC" to "LXC" for CPU storage shelf left or "XXC" for no CPU storage shelf
- CPU Storage Shelf Width: 11" • Options & Factory Installed Accessories Available: See page 11

Laminate Modesty



D x W x H (in.)	ft ³ / lbs	Model	List Price
30 x 48 1/8 x 32	31.5 / 165	46-AL304832RXC	\$1,519

Perforated Metal Modesty

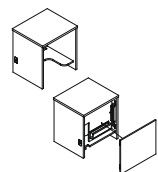


D x W x H (in.)	ft ³ / lbs	Model	List Price
30 x 48 1/8 x 32	31.5 / 165	46-AM304832RXC	\$1,871

30" Wide Computer Training Desks

Trolley™ E, EXL and 21x24 Downview™ not available on 30" W Computer Desks

- Standard CPU storage shelf right • Change "RX" to "LX" for left CPU storage shelf or "XX" for no CPU storage shelf
- CPU Storage Shelf Width: See page 4 • Options & Factory Installed Accessories Available: See page 11



D x W x H (in.)	ft ³ / lbs	Model	List Price
Laminate Modesty			
24 x 30 1/2 x 30	16.4 / 125	46-SL243030RX	\$730
26 x 30 1/2 x 30	17.7 / 130	46-SL263030RX	\$771
30 x 30 1/2 x 30	20.2 / 135	46-SL303030RX	\$810

Perforated Metal Modesty

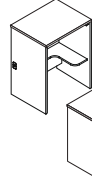
D x W x H (in.)	ft ³ / lbs	Model	List Price
24 x 30 1/2 x 30	16.4 / 125	46-SM243030RX	\$1,205
26 x 30 1/2 x 30	17.7 / 130	46-SM263030RX	\$1,274
30 x 30 1/2 x 30	20.2 / 135	46-SM303030RX	\$1,419

Teacher's Stand-up Computer Desks

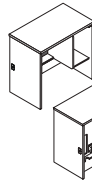
- Standard CPU storage shelf right • Change "RX" to "LX" for left CPU storage shelf or "XX" for no CPU storage shelf
- CPU Storage Shelf Width: See page 4 • Options & Factory Installed Accessories Available: See page 11

NOTE: Not available with (-S) Contoured End Panels

Laminate Modesty



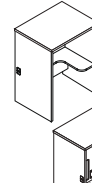
36" W & 42" W Desk



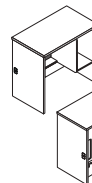
48" W Desk
CPU Width: 11"

D x W x H (in.)	ft ³ / lbs	Model	List Price
24 x 36 1/8 x 40	24.1 / 130	46-SL243640RX	\$1,254
24 x 42 1/8 x 40	27.9 / 152	46-SL244240RX	\$1,467
24 x 48 1/8 x 40	31.6 / 158	46-SL244840RX	\$1,536
30 x 36 1/8 x 40	29.6 / 149	46-SL303640RX	\$1,318
30 x 42 1/8 x 40	34.3 / 172	46-SL304240RX	\$1,533
30 x 48 1/8 x 40	38.9 / 179	46-SL304840RX	\$1,603
36 x 36 1/8 x 40	35.1 / 176	46-SL363640RX	\$1,734
36 x 42 1/8 x 40	40.7 / 193	46-SL364240RX	\$1,809
36 x 48 1/8 x 40	46.2 / 200	46-SL364840RX	\$1,893

Perforated Metal Modesty



36" W & 42" W Desk



48" W Desk
CPU Width: 11"

D x W x H (in.)	ft ³ / lbs	Model	List Price
24 x 36 1/8 x 40	24.1 / 130	46-SM243640RX	\$1,604
24 x 42 1/8 x 40	27.9 / 152	46-SM244240RX	\$1,818
24 x 48 1/8 x 40	31.6 / 158	46-SM244840RX	\$1,887
30 x 36 1/8 x 40	29.6 / 149	46-SM303640RX	\$1,669
30 x 42 1/8 x 40	34.3 / 172	46-SM304240RX	\$1,885
30 x 48 1/8 x 40	38.9 / 179	46-SM304840RX	\$1,953
36 x 36 1/8 x 40	35.1 / 176	46-SM363640RX	\$2,084
36 x 42 1/8 x 40	40.7 / 193	46-SM364240RX	\$2,160
36 x 48 1/8 x 40	46.2 / 200	46-SM364840RX	\$2,244

Flip-up shelf



ASSEMBLY REQUIRED

Shipped Separately. Color matches worksurface of desk ordered. Located 3" down from worksurface. Includes Star cut wire grommet on end panel for wire management.

D x W x H (in.)	ft ³ / lbs	Model	List Price
For 24" & 26" Deep Desks			
Left Flip-up Shelf:			
20 x 20 x 01	1.0 / 14	46-SH202001L	\$660
Right Flip-up Shelf:			
20 x 20 x 01	1.0 / 14	46-SH202001R	\$660

For 30" Deep Desks

Left Flip-up Shelf:			
22 x 20 x 01	1.0 / 14	46-SH222001L	\$660
Right Flip-up Shelf:			
22 x 20 x 01	1.0 / 14	46-SH222001R	\$660

Computer Training Desks with Dual Trolley™ Monitor Lift

and iMod™ Wire Management System

Products listed on this page are available
through GSA Contract
GS-28F-005GA SIN # 33721

How To Order

1. Select model number

Ex: 47-SL305830RX-TDV0728NK

- To specify an **ADA Height** unit, change height from 30 to **32** in model number and add \$215

ADA Height Example: 47-SL305832RX-TDV0728NK

2. Select laminate base and worksurface color (see page 62)

Ex: **227** **044**
Base Worksurface

3. Select laminate base color for removable laminate iMod™ modesty or metal color (see page 63) for removable metal iMod™ modesty

Ex: 227 (Fashion Grey laminate color for laminate modesty)
PSL (Polished silver metal color for metal modesty)

Optional Selections:

4. Select Desk Options & Factory Installed Accessories (see page 11)

Ex: RWGSC (Star cut wire grommet)

Model Number Structure

47 - SL 305030 RX - TDV0724NK

Series	Type	Size	CPU Location	Visual Display Option
SL=Single desk/ Laminate iMod™		D x W x H	RX=Right LX=Left XX=No CPU	TDV0724NK=Dual Trolley™ E w/ NOVA Keyboard Drawer TDV0728NK=Dual Trolley™ EXL w/ NOVA Keyboard Drawer

Available with  **NOVA Linked™** To order, see page 22.

Max Monitor Dimensions

TDV0724 Dual Trolley™ E: 2 ½" D x 18 ¾" W x 14 ½" H per monitor
(63.5mm D x 479.4mm W x 368.3mm H)

TDV0728 Dual Trolley™ EXL: 2 ½" D x 22 ¾" W x 14 ½" H per monitor
(63.5mm D x 581mm W x 368.3mm H)

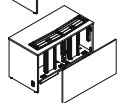
Computer Training Desks with Dual Trolley™ Monitor Lift

- Standard CPU storage shelf right · Change "RX" to "LX" for left CPU storage shelf or "XX" for no CPU storage shelf
- CPU Storage Shelf Width: 4 ½" · Options & Factory Installed Accessories Available: See page 11

Dual Trolley™ E

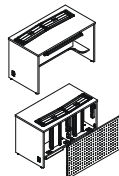
Laminate Modesty

D x W x H (in.)	ft³ / lbs	Model	List Price
26 x 49 ½ x 30	30.1 / 250	47-SL265030RX-TDV0724NK	\$5,484
30 x 49 ½ x 30	34.4 / 260	47-SL305030RX-TDV0724NK	\$5,545



Perforated Metal Modesty

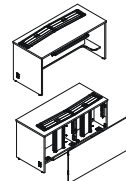
26 x 49 ½ x 30	30.1 / 250	47-SM265030RX-TDV0724NK	\$6,343
30 x 49 ½ x 30	34.4 / 260	47-SM305030RX-TDV0724NK	\$6,612



Dual Trolley™ EXL

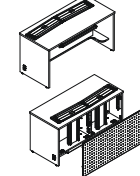
Laminate Modesty

D x W x H (in.)	ft³ / lbs	Model	List Price
26 x 58 ½ x 30	35.1 / 270	47-SL265830RX-TDV0728NK	\$6,540
30 x 58 ½ x 30	40.1 / 280	47-SL305830RX-TDV0728NK	\$6,601



Perforated Metal Modesty

26 x 58 ½ x 30	35.1 / 270	47-SM265830RX-TDV0728NK	\$7,399
30 x 58 ½ x 30	40.1 / 280	47-SM305830RX-TDV0728NK	\$7,668



ADA Electric Lift Computer Training Desks with Dual Trolley™ Monitor Lift

Electrically adjustable from base height 30" with 2 ½" travel.

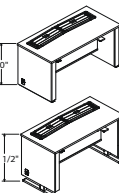
- Standard CPU storage shelf right · Change "AD" to "AX" for no CPU storage shelf and add "-L" for left CPU storage shelf
- CPU Storage Shelf Widths: Contact Customer Service · Options & Factory Installed Accessories Available: See page 11

NOTE: ADA Lift / Column Legs are standard Polished Black metal.

Dual Trolley™ E

Laminate Modesty

D x W x H (in.)	ft³ / lbs	Model	List Price
26 x 55 ½ x 30	33.2 / 260	47-SL265530AD-TDV0724NK	\$11,583
30 x 55 ½ x 30	37.9 / 270	47-SL305530AD-TDV0724NK	\$11,640



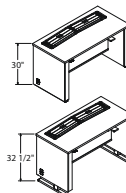
Perforated Metal Modesty

26 x 55 ½ x 30	33.2 / 260	47-SM265530AD-TDV0724NK	\$12,442
30 x 55 ½ x 30	37.9 / 270	47-SM305530AD-TDV0724NK	\$12,710

Dual Trolley™ EXL

Laminate Modesty

D x W x H (in.)	ft³ / lbs	Model	List Price
26 x 64 ½ x 30	38.1 / 280	47-SL266430AD-TDV0728NK	\$12,639
30 x 64 ½ x 30	43.6 / 290	47-SL306430AD-TDV0728NK	\$12,697



Perforated Metal Modesty

26 x 64 ½ x 30	38.1 / 280	47-SM266430AD-TDV0728NK	\$13,498
30 x 64 ½ x 30	43.6 / 290	47-SM306430AD-TDV0728NK	\$13,766

Curved Computer Training Desks

with iMod™ Wire Management System

Products listed on this page are available through GSA Contract GS-28F-005GA SIN # 33721

How To Order

1. Select model number

Ex: 46-CL303630RX60

- To specify an **ADA Height** unit, change height from 30 to **32** in model number and add \$215 for single desk or \$322 for double desk

ADA Height Example: 46-CL303632RX60

2. Select laminate base and worksurface color (see page 62)

Ex: 227 044
Base Worksurface

3. Select laminate base color for removable laminate iMod™ modesty or metal color (see page 63) for removable metal iMod™ modesty

Ex: 227 (Fashion Grey laminate color for laminate modesty)

PSL (Polished silver metal color for metal modesty)

Optional Selections:

4. Select Visual Display Options (see page 12)


Ex: TE0728NK (The Trolley™ EXL with NOVA keyboard drawer)

5. Select Desk Options & Factory Installed Accessories (see page 11)

Ex: RWGSC (Star cut wire grommet)

Note: To indicate no power strip, add "-X" to model number and deduct \$50 for a single desk and \$100 for a double desk.

Model Number Structure

	46	- CL	303630	RX	60
	Series	Type	Size	CPU Location	Arc Radius
		CL=Curved Desk /Laminate iMod™	D x W x H	RX=Right	48=48 ft. Radius Arc
		CM=Curved Desk /Metal iMod™		LX=Left	60=60 ft. Radius Arc
				XX=No CPU	72=72 ft. Radius Arc

CPU Storage - Maximum Widths

See page 4 for CPU widths.



NOVALinked™ is a networking system that provides complete control of NOVA's Trolley™ monitor lifts in a classroom or training room setting. To order, see page 22.

Mending Options - To specify, add "-1", "-2", or "-3" to end of model number.

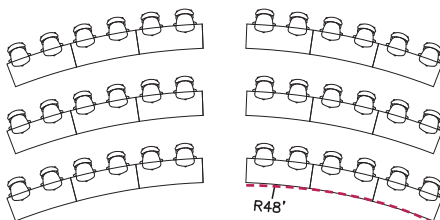
"-1" = Mending right – add \$55

"-2" = Mending left – add \$55

"-3" = Mending left and right – add \$82

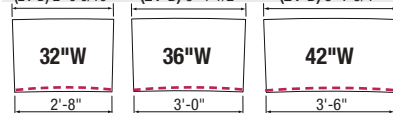
48 ft. Radius Arc

To specify a 48 ft. Radius Arc desk, add **48** to end of model no. (Ex. 46-CM246330RX**48**)



Seated side

(30"D) 2'-9 11/16" (30"D) 3'-1 7/8" (30"D) 3'-8 3/16"
(26"D) 2'-9 7/16" (26"D) 3'-1 5/8" (26"D) 3'-7 7/8"
(24"D) 2'-9 5/16" (24"D) 3'-1 1/2" (24"D) 3'-7 3/4"

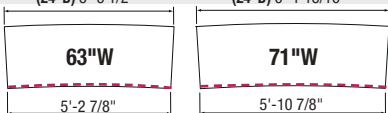


Approach side

Model number width listed is based on the approach side (iMod modesty side) of workstation.

Seated side

(30"D) 5'-6 1/8" (30"D) 6'-2 9/16"
(26"D) 5'-5 11/16" (26"D) 6'-2 1/16"
(24"D) 5'-5 1/2" (24"D) 6'-1 13/16"

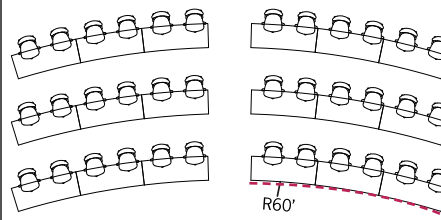


Approach side

Model number width listed is based on the approach side (iMod modesty side) of workstation.

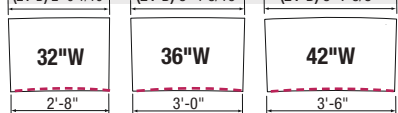
60 ft. Radius Arc

To specify a 60 ft. Radius Arc desk, add **60** to end of model no. (Ex. 46-CM246330RX**60**)



Seated side

(30"D) 2'-9 5/16" (30"D) 3'-1 1/2" (30"D) 3'-7 3/4"
(26"D) 2'-9 1/8" (26"D) 3'-1 5/16" (26"D) 3'-7 1/2"
(24"D) 2'-9 1/16" (24"D) 3'-1 3/16" (24"D) 3'-7 3/8"



Approach side

Model number width listed is based on the approach side (iMod modesty side) of workstation.

Seated side

(30"D) 5'-5 1/2" (30"D) 6'-1 13/16"
(26"D) 5'-5 1/8" (26"D) 6'-1 7/16"
(24"D) 5'-5" (24"D) 6'-1 1/4"

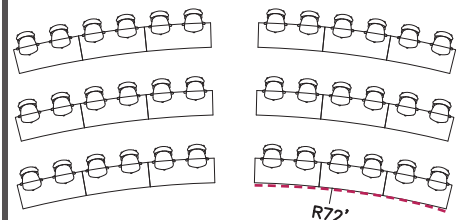


Approach side

Model number width listed is based on the approach side (iMod modesty side) of workstation.

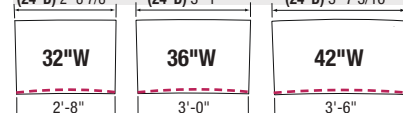
72 ft. Radius Arc

To specify a 72 ft. Radius Arc desk, add **72** to end of model no. (Ex. 46-CM246330RX**72**)



Seated side

(30"D) 2'-9 1/8" (30"D) 3'-1 1/4" (30"D) 3'-7 7/16"
(26"D) 2'-8 15/16" (26"D) 3'-1 1/16" (26"D) 3'-7 1/4"
(24"D) 2'-8 7/8" (24"D) 3'-1" (24"D) 3'-7 3/16"

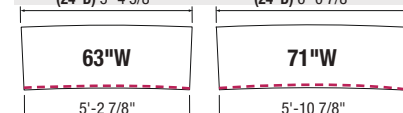


Approach side

Model number width listed is based on the approach side (iMod modesty side) of workstation.

Seated side

(30"D) 5'-5 1/16" (30"D) 6'-1 5/16"
(26"D) 5'-4 3/4" (26"D) 6'-1"
(24"D) 5'-4 5/8" (24"D) 6'-0 7/8"



Approach side

Model number width listed is based on the approach side (iMod modesty side) of workstation.

Curved Computer Training Desks

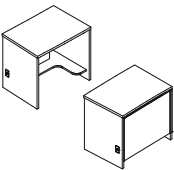
with iMod™ Wire Management System

Products listed on this page are available through GSA Contract GS-28F-005GA SIN # 33721

Curved Computer Training Desks with Laminate iMod™ Modesty

Specify arc radius with either 48, 60, or 72 to complete model number Ex: 46-CL243630RX48

- Standard CPU storage shelf right • Change "RX" to "LX" for left CPU storage shelf or "XX" for no CPU storage shelf
- CPU Storage Shelf Widths: See page 4 • Options & Factory Installed Accessories Available: See page 11

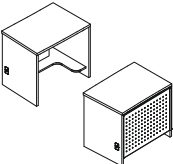
<div>Single Desks - Laminate Modesty</div> <div></div>	D x W x H (in.)	ft ³ / lbs	Model	Arc Radius	List Price
	24 x 32 1/8 x 30	16.4 / 125	46-CL243230RX		\$1,468
	24 x 36 1/8 x 30	18.3 / 133	46-CL243630RX		\$1,497
	24 x 42 1/8 x 30	21.2 / 144	46-CL244230RX		\$1,944
	26 x 32 1/8 x 30	17.7 / 130	46-CL263230RX		\$1,547
	26 x 36 1/8 x 30	19.8 / 138	46-CL263630RX		\$1,575
	26 x 42 1/8 x 30	22.9 / 150	46-CL264230RX		\$2,019
	30 x 32 1/8 x 30	20.2 / 140	46-CL303230RX		\$1,625
	30 x 36 1/8 x 30	22.6 / 148	46-CL303630RX		\$1,650
	30 x 42 1/8 x 30	26.1 / 161	46-CL304230RX		\$2,094

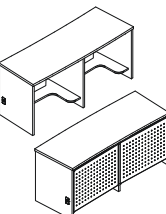
Double Desks - Laminate Modesty	D x W x H (in.)	ft ³ / lbs	Model	Arc Radius	List Price
	24 x 63 x 30	31.3 / 232	46-CL246330RX		\$2,860
	24 x 71 x 30	35.2 / 248	46-CL247130RX		\$3,028
	26 x 63 x 30	33.8 / 240	46-CL266330RX		\$2,997
	26 x 71 x 30	37.9 / 256	46-CL267130RX		\$3,054
	30 x 63 x 30	38.6 / 257	46-CL306330RX		\$3,131
	30 x 71 x 30	43.3 / 273	46-CL307130RX		\$3,181

Curved Computer Training Desks with Perforated Metal iMod™ Modesty

Specify arc radius with either 48, 60, or 72 to complete model number Ex: 46-CM243630RX48

- Standard CPU storage shelf right • Change "RX" to "LX" for left CPU storage shelf or "XX" for no CPU storage shelf
- CPU Storage Shelf Widths: See page 4 • Options & Factory Installed Accessories Available: See page 11

<div>Single Desks - Perforated Metal Modesty</div> 	D x W x H (in.)	ft ³ / lbs	Model	Arc Radius	List Price
	24 x 32 1/8 x 30	16.4 / 125	46-CM243230RX		\$1,922
	24 x 36 1/8 x 30	18.3 / 133	46-CM243630RX		\$2,002
	24 x 42 1/8 x 30	21.2 / 144	46-CM244230RX		\$2,445
	26 x 32 1/8 x 30	17.7 / 130	46-CM263230RX		\$2,029
	26 x 36 1/8 x 30	19.8 / 138	46-CM263630RX		\$2,112
	26 x 42 1/8 x 30	22.9 / 150	46-CM264230RX		\$2,566
	30 x 32 1/8 x 30	20.2 / 140	46-CM303230RX		\$2,205
	30 x 36 1/8 x 30	22.6 / 148	46-CM303630RX		\$2,294
	30 x 42 1/8 x 30	26.1 / 161	46-CM304230RX		\$2,774


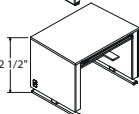
	Double Desks - Perforated Metal Modesty	D x W x H (in.)	ft ³ / lbs	Model	Arc Radius	List Price
		24 x 63 x 30	31.3 / 232	46-CM246330RX		\$3,605
		24 x 71 x 30	35.2 / 248	46-CM247130RX		\$3,819
		26 x 63 x 30	33.8 / 240	46-CM266330RX		\$3,791
		26 x 71 x 30	37.9 / 256	46-CM267130RX		\$3,983
		30 x 63 x 30	38.6 / 257	46-CM306330RX		\$4,110
		30 x 71 x 30	43.3 / 273	46-CM307130RX		\$4,290

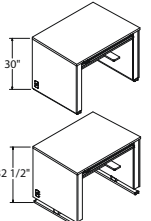
Curved ADA Computer Training Desks with Electric Lifts

Electrically adjustable from base height 30" with 2 1/2" travel.

Specify arc radius with either 48, 60, or 72 to complete model number Ex: 46-CM243630AD48

- Standard CPU storage shelf right • Change "AD" to "AX" for no CPU storage shelf or add "-L" for left CPU storage shelf
- CPU Storage Shelf Widths: Contact Customer Service • Options & Factory Installed Accessories Available: See page 11
- FPA2124NK only available in 42" W units. NOTE: ADA Lift / Column Legs are standard Polished Black metal.

Laminate Modesty	D x W x H (in.)		ft ³ / lbs	Model	Arc	List Price
					Radius	
	24 x 38 ¼ x 30	18.3 / 133	46-CL243630AD		\$5,377	
	24 x 42 ½ x 30	21.2 / 144	46-CL244230AD		\$5,825	
	26 x 38 ¼ x 30	19.8 / 138	46-CL263630AD		\$5,399	
	26 x 42 ½ x 30	22.9 / 150	46-CL264230AD		\$5,900	
	30 x 38 ¼ x 30	22.6 / 140	46-CL303630AD		\$5,530	
	30 x 42 ½ x 30	26.1 / 148	46-CL304230AD		\$5,975	

Perforated Metal Modesty	D x W x H (in.)		ft ³ / lbs	Model	Arc	List Price
					Radius	
	24 x 38 ¼ x 30	18.3 / 133	46-CM243630AD	___	\$5,882	
	24 x 42 ½ x 30	21.2 / 144	46-CM244230AD	___	\$6,326	
	26 x 38 ¼ x 30	19.8 / 138	46-CM263630AD	___	\$5,991	
	26 x 42 ½ x 30	22.9 / 150	46-CM264230AD	___	\$6,447	
	30 x 38 ¼ x 30	22.6 / 140	46-CM303630AD	___	\$6,174	
	30 x 42 ½ x 30	26.1 / 148	46-CM304230AD	___	\$6,567	

Split-Top Computer Training Desks

with iMod™ Wire Management System

Products listed on this page are available through GSA Contract GS-28F-005GA SIN # 33721

How To Order

1. Select model number

Ex: 46-SL303630ST

- To specify an **ADA Height** unit, change height from 30 to **32** in model number and add \$215 for single desk or \$322 for double desk

ADA Height Example: 46-SL3036**32**ST

2. Select laminate base and work surface color (see page 62)

Ex: **227** **044**
Base Work surface

3. Select laminate base color for removable laminate iMod™ modesty or metal color (see page 63) for removable metal iMod™ modesty

Ex: 227 (Fashion Grey laminate color for laminate modesty)

PSL (Polished silver metal color for metal modesty)

Optional Selections:

4. Select Visual Display Options (see page 12)

Ex: SMA0203NK (Surface Mount Arm with NOVA keyboard drawer)

5. Select Desk Options & Factory Installed Accessories (see page 11)

Ex: RWGSC (Star cut wire grommet)

Note: To indicate no power strip, add "-X" to model number and deduct \$50 for a single desk and \$100 for a double desk.

Split-Top Options

- Standard 6" D x 27" H rear shelf intended for a flat panel monitor with small base or Surface Mount Arm (SMA0203NK or ASMA0203NK) Visual Display Option.

- 10" D x 27" H rear shelf option available for larger monitors. Add "-SP" to order with 10" D rear shelf

NOTE: Not available with any Visual Display Options. 24" D Desks with this option are not available with Keyboard Drawer

Work surface Depths (6" Shelf)

24" D Desks = 18" D front work surface and 6" D rear shelf

30" D Desks = 24" D front work surface and 6" D rear shelf

Work surface Depths (10" Shelf)

24" D Desks = 14" D front work surface and 10" D rear shelf

30" D Desks = 20" D front work surface and 10" D rear shelf

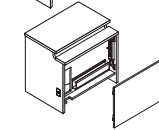
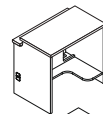
- Standard CPU storage shelf right
- Add "-LX" for left CPU storage shelf or "-XX" for no CPU storage shelf
- CPU Storage Shelf Width: See page 4

Available with Locking CPU Door

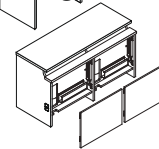
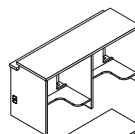
- Add "-RD" for Locking CPU Door right, or "-LD" for Locking CPU Door left
 - Not available on units 32" or 63" wide
 - Not available with Contoured End Panels
 - Deduct 1 1/2" from CPU width
 - Locking iMod™ modesty automatically included
- Add \$386 for a single desk or \$771 for a double desk

Split-Top Computer Training Desks

Laminate Modesty

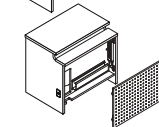
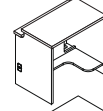


D x W x H (in.)	ft ³ / lbs	Model	List Price
24 x 32 1/8 x 30	16.0 / 120	46-SL243230ST	\$1,029
24 x 36 1/8 x 30	18.3 / 123	46-SL243630ST	\$1,043
24 x 42 1/8 x 30	21.2 / 130	46-SL244230ST	\$1,302
24 x 48 1/8 x 30	27.0 / 137	46-SL244830ST	\$1,508
30 x 32 1/8 x 30	20.0 / 135	46-SL303230ST	\$1,106
30 x 36 1/8 x 30	22.6 / 138	46-SL303630ST	\$1,120
30 x 42 1/8 x 30	26.1 / 145	46-SL304230ST	\$1,379
30 x 48 1/8 x 30	33.3 / 152	46-SL304830ST	\$1,585

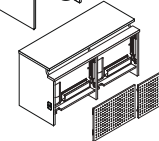
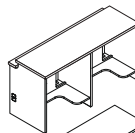


D x W x H (in.)	ft ³ / lbs	Model	List Price
24 x 63 x 30	31.3 / 200	46-DL246330ST	\$1,646
24 x 71 x 30	35.2 / 212	46-DL247130ST	\$1,760
30 x 63 x 30	38.6 / 220	46-DL306330ST	\$1,722
30 x 71 x 30	43.3 / 234	46-DL307130ST	\$1,843

Perforated Metal Modesty



D x W x H (in.)	ft ³ / lbs	Model	List Price
24 x 32 1/8 x 30	16.0 / 120	46-SM243230ST	\$1,366
24 x 36 1/8 x 30	18.3 / 123	46-SM243630ST	\$1,379
24 x 42 1/8 x 30	21.2 / 130	46-SM244230ST	\$1,635
24 x 48 1/8 x 30	27.0 / 137	46-SM244830ST	\$1,841
30 x 32 1/8 x 30	20.0 / 135	46-SM303230ST	\$1,442
30 x 36 1/8 x 30	22.6 / 138	46-SM303630ST	\$1,455
30 x 42 1/8 x 30	26.1 / 145	46-SM304230ST	\$1,713
30 x 48 1/8 x 30	33.3 / 152	46-SM304830ST	\$1,919



D x W x H (in.)	ft ³ / lbs	Model	List Price
24 x 63 x 30	31.3 / 200	46-DM246330ST	\$2,316
24 x 71 x 30	35.2 / 212	46-DM247130ST	\$2,429
30 x 63 x 30	38.6 / 220	46-DM306330ST	\$2,398
30 x 71 x 30	43.3 / 234	46-DM307130ST	\$2,512



ASSEMBLY REQUIRED

Options & Accessories

for Computer Training Desks with iMod™ Wire Management

Products listed on this page are
available through GSA Contract
GS-28F-005GA SIN # 33721

Options for Computer Training Desks

Contoured end panels



Model	List Price
Not available on desks with Locking Door option (-D)	
-S	\$108 / Single Desk \$161 / Double Desk

Locking CPU Door



To specify a locking CPU Door, replace "X" in the model number with "D"

Example: 46-SM243630RX becomes 46-SM243630RD

- Not available on desks 30", 32", or 63" wide
- Not available in combination with Contoured End Panels (-S)
- Deduct 1 1/2" from CPU width
- Locking iMod™ modesty automatically paired with locking CPU door

Model	List Price
-D	\$386 / Single Desk \$771 / Double Desk

Locking iMod™ Modesty



To add locking iMod™ modesty, add "-L" to the end of model number (Locking Modesty automatically paired with Locking CPU Door)

- Available in both Laminate or Perforated Metal

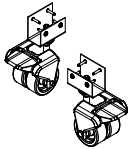
Model	List Price
-L	\$167 / Single Desk \$333 / Double Desk

No Power Strip

Power strip included in all desks by default, to remove:

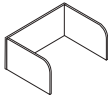
-X	Deduct \$50 / Single Desk Deduct \$100 / Double Desk
----	---

Casters



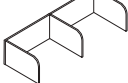
D x W x H (in.)	Model	List Price
To add casters, add "-C" to the end of model number. Includes stabilization bracket.		
Single Desk / Set of 4 (2 locking, 2 non-locking)		
2 5/8 x 1 3/4 x 3 1/4	-C	\$110 / set
Double Desk / Set of 6 (2 locking, 4 non-locking)		
2 5/8 x 1 3/4 x 3 1/4	-C	\$165 / set
Teacher Standup / Set of 4 Will increase height by 2 3/4"		
3 1/2 x 3 x 4	-C	\$402 / set

Privacy Panels for Single Desks



D x W x H (in.)	ft³ / lbs	Model	List Price
For factory prep, must add "-PP" to end of model number. Specify base color only. 6" radius on front. Field installed.			
24 x 32 x 15	1.3 / 36	46-PP243215	\$432
24 x 36 x 15	1.5 / 37	46-PP243615	\$447
24 x 42 x 15	1.7 / 40	46-PP244215	\$490
24 x 48 x 15	1.9 / 42	46-PP244815	\$542
26 x 32 x 15	1.3 / 37	46-PP263215	\$454
26 x 36 x 15	1.5 / 38	46-PP263615	\$468
26 x 42 x 15	1.7 / 41	46-PP264215	\$513
26 x 48 x 15	1.9 / 43	46-PP264815	\$563
30 x 32 x 15	1.3 / 40	46-PP303215	\$480
30 x 36 x 15	1.5 / 42	46-PP303615	\$495
30 x 42 x 15	1.7 / 44	46-PP304215	\$546
30 x 48 x 15	1.9 / 47	46-PP304815	\$600

Privacy Panels for Double Desks

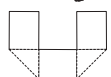


D x W x H (in.)	ft³ / lbs	Model	List Price
24 x 63 x 15	1.6 / 48	46-PP246315	\$680
24 x 71 x 15	1.8 / 51	46-PP247115	\$765
26 x 63 x 15	1.6 / 49	46-PP266315	\$701
26 x 71 x 15	1.8 / 52	46-PP267115	\$788
30 x 63 x 15	1.6 / 52	46-PP306315	\$748
30 x 71 x 15	1.8 / 55	46-PP307115	\$842

Wedges



Hardware included




D x W x H (in.)	ft³ / lbs	Model	List Price
90 Degree Angle - Includes end panels and grommet. Must specify base and worksurface color.			
For 24" D desks:			
24 x 33 15/16 x 30	16.9 / 49	46-WG24333090	\$492
For 30" D desks:			
30 x 42 3/16 x 30	26.1 / 63	46-WG30423090	\$525

Factory Installed Accessories

Must specify location of grommet / power center at time of order

Factory Installed NOVA Keyboard Drawer



Dimensions (in.)	Model	List Price
Keyboard length to fit desk ordered. Only ordered when NO Visual Display Option is chosen.		
24" - 34" wide	NK	\$149

Rectangular Wire Grommet



Rectangular black plastic grommet cover is removable for easy wire management.		
1 7/8" D x 3 1/4" W	WG1080	\$79

Star Cut Wire Grommet



Round black plastic grommet with rubber star cut opening allows more cords and cables to pass through.		
2 3/4" Diameter	RWGSC	\$93

Pop-up Power Center



Two grounded outlets. Fluid one touch accessibility. 6ft, 15 Amp cord. UL listed.		
3 3/4" D x 5" W	11225PP	\$380

Pop-up Power / Data Center



One grounded outlet. One opening for voice/data jack. Voice/Data Adapter Kit (included) provides adapters for couplers & jacks from a variety of manufacturers. Fluid one touch accessibility. 6ft, 15 Amp cord. UL listed.		
3 3/4" D x 5" W	11225PD	\$380

Pop-up Power / USB Charging Center



One grounded outlet. One USB charging duplex. Fluid one touch accessibility. 6ft, 15 Amp cord. UL Listed.		
3 3/4" D x 5" W	11225PC	\$435

Round Flush Power Center



Two grounded outlets. Clean, flush mount. 6ft, 15 Amp cord. UL listed.		
4" Diameter	3359PP	\$354

Round Flush Power / USB Charging Center



One grounded outlet. One USB charging duplex. Clean, flush mount. 6ft, 15 Amp cord. UL Listed.		
4" Diameter	3359PC	\$415

Round Power Center



One grounded outlet. Features spill-proof technology. 6ft, 15 Amp cord. UL Listed.		
2" Diameter	3825P	\$278

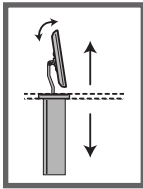


ASSEMBLY REQUIRED

Visual Display Options

Products listed on this page are available through GSA Contract GS-28F-005GA SIN # 33721

Computer Training Desks



The Trolley™

- Ships installed in most units.
- Maximum distance from center of wall mount VESA plate to bottom of monitor is 6 ¾" (171mm)

The Trolley™ E

Maximum Dimensions for Widescreen:

2 ½" D x 18 ⅞" W x 14 ½" H up to 20" widescreen

- Patented Access door automatically opens and closes with the push of a button
- Low voltage electrical motor to lift & lower monitor
- Intelligent Motion Technology™ provides operational intuition

The Trolley™ EXL

Maximum Dimensions for Widescreen:

2 ½" D x 22 ⅞" W x 14 ½" H up to 24" widescreen

Model	Wt(lbs)	Description	List Price
-------	---------	-------------	------------

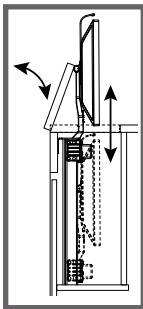
With NOVA Keyboard Drawer

NOVA Keyboard Drawer installed in assembled units only.

International Customers: The Trolley™ includes Universal Power Control Units, compatible with all power requirements inside and outside the U.S.

TE0724NK	25	Trolley™ E & NOVA Keyboard Drawer	\$1,546 / Single
TE0724NK	50	Trolley™ E & NOVA Keyboard Drawer	\$3,092 / Double
TE0728NK	25	Trolley™ EXL & NOVA Keyboard Drawer	\$2,050 / Single
TE0728NK	50	Trolley™ EXL & NOVA Keyboard Drawer	\$4,100 / Double

Available with  **NOVA Linked™** To order, see page 22.



The Trolley™ Lift

- Ships installed in most units.
- Maximum distance from center of wall mount VESA plate to bottom of monitor is 6 ¾" (171mm)

Maximum Dimensions for Monitor without stand:
See Page 4 for Max Monitor Dimensions

- Lift opens hinged top in the 'up' position. Closes again in the 'down' position
- Low voltage electrical motor to lift & lower monitor
- Intelligent Motion Technology™ provides operational intuition

Model	Wt(lbs)	Description	List Price
-------	---------	-------------	------------

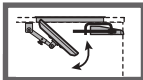
With NOVA Keyboard Drawer

NOVA Keyboard Drawer installed in assembled units only.

International Customers: The Trolley™ includes Universal Power Control Units, compatible with all power requirements inside and outside the U.S.

TLIFTNK	25	Trolley™ Lift & NOVA Keyboard Drawer	\$2,554 / Single
TLIFTNK	50	Trolley™ Lift & NOVA Keyboard Drawer	\$5,108 / Double

Available with  **NOVA Linked™** To order, see page 22.



Downview™

- Ships installed in most units.

16" D x 21" W viewport (Widescreen)

Maximum Dimensions for Widescreen: 20 ⅞" W x 12 ½" H up to 21" widescreen

24" min. worksurface depth

21" D x 24" W viewport (Widescreen)

Maximum Dimensions for Widescreen: 23 ⅞" W x 19" H up to 24" widescreen

30" min. worksurface depth

18" D x 21" W viewport (Widescreen)

Maximum Dimensions for Widescreen: 20 ⅞" W x 14 ½" H up to 21" widescreen

26" min. worksurface depth

- Tinted, tempered glass viewport
- Keeps monitor under glass below worksurface
- Ergonomic viewing angle

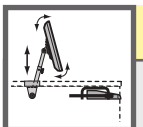
Model	Wt(lbs)	Description	List Price
-------	---------	-------------	------------

With NOVA Keyboard Drawer

Downview™ & NOVA Keyboard Drawer installed in assembled units only.

Optional Privacy/Glare visor sold separately, see page 60 for pricing.

FPA1621NK	35	16" D x 21" W Downview™ & NOVA Keyboard Drawer	\$500 / Single
FPA1621NK	70	16" D x 21" W Downview™ & NOVA Keyboard Drawer	\$1,000 / Double
FPA1821NK	35	18" D x 21" W Downview™ & NOVA Keyboard Drawer	\$530 / Single
FPA1821NK	70	18" D x 21" W Downview™ & NOVA Keyboard Drawer	\$1,060 / Double
FPA2124NK	39	21" D x 24" W Downview™ & NOVA Keyboard Drawer	\$675 / Single
FPA2124NK	78	21" D x 24" W Downview™ & NOVA Keyboard Drawer	\$1,350 / Double



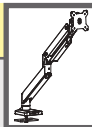
Surface Mount Arm

- Installation required

Surface Mount Arm

Maximum Weight: 21 lbs
Maximum Dimensions: Up to 24" widescreen

- Securely fastens monitor to worksurface
- Height and tilt adjustable



Articulating Surface Mount Arm

Maximum Weight: 33 lbs
Maximum Dimensions: Up to 35" widescreen

Model	Wt(lbs)	Description	List Price
-------	---------	-------------	------------

With NOVA Keyboard Drawer

NOVA Keyboard Drawer installed in assembled units only.

SMA0203NK	13	SMA & NOVA Keyboard Drawer	\$383 / Single
SMA0203NK	26	SMA & NOVA Keyboard Drawer	\$766 / Double
ASMA0203NK	22	Articulating SMA & NOVA Keyboard Drawer	\$605 / Single
ASMA0203NK	44	Articulating SMA & NOVA Keyboard Drawer	\$1,210 / Double

Computer Training Tables

with iMod™ Wire Management System

Features

- Solutions for all learning environments
- Visual Display Options available
- ADA compliant tables available
- Standard edge detail: 2mm Flat PVC. Matching edge banding colors
- Thermofused Melamine Worksurface; 1" Thick
- iMod™ compartment with removable modesty panels (locking optional; available in laminate or metal) for easy wire management
- Wire management system and power strip included per user
- Adjustable CPU Holder
- Manufactured with recycled post-industrial materials

How To Order

1. Select model number

Ex: 26-RL303630TL

- To specify an **ADA Height** unit, change height from 30 to **32** in model number and add \$215 for single table or \$322 for double table
ADA Height Ex: 26-RL303632TL
- To specify an **ADA Lift** unit, change model number from R to **A** and add \$4,704. Available on single units with T-Legs only.
ADA Lift Ex: 26-AL303630TL

2. Select metal color for legs (see page 63), laminate color for worksurface, and laminate base color for iMod™ compartment (see page 62)

Note: Laminate iMod™ modesty will match base color, and Perforated Metal iMod™ modesty will match metal color.

Ex: **PBL** **030** **174**
Metal Worksurface Base

Optional Selections:

3. Casters or height-adjustable legs (Arched or T-Legs only)

For casters, add "-C" to the end of model number. (See page 15 for pricing)
Ex: 26-RL244230TL-C

For height-adjustable legs, add "-H" to the model number. (See page 15 for pricing)
Ex: 26-RL244230TL-H

4. Select Visual Display Options (see page 17)

Ex: TE0728NK (The Trolley™ EXL with NOVA keyboard drawer)

5. Select Options and Factory Installed Accessories (see page 15)

Ex: RWGSC (Star cut wire grommet)

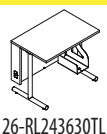
Please Note:

Power strip, wire management, and CPU Holder are included with iMod™ Tables.

To indicate no power strip, add "-X" to model number and deduct \$50 per user.

To indicate no CPU Holder, add "-XC" to model number.

Model Number Structure



26-RL243630TL

26 -
Series

RL
Type

RL=Rectangle Top /
Laminate iMod™
RM=Rectangle Top /
Metal iMod™
AL=ADA Lift / Laminate
iMod™
AM=ADA Lift / Metal
iMod™

243630
Size

D x W x H

TL
Leg Style

TL=T-Leg
AL=Arched Leg

Visual Display Options

The Trolley™ Monitor Lift System

Maximum dimensions for widescreen:

E: 2 ½" D x 18 7⁄8" W x 14 ½" H (63.5mm D x 479.4mm W x 368.3mm H)

EXL: 2 ½" D x 22 7⁄8" W x 14 ½" H (63.5mm D x 581mm W x 368.3mm H)

NOTE: Maximum distance from center of wall mount VESA plate to bottom of monitor is 6 ¾" (171mm)

Available with  **NOVA Linked™**

NOVA Linked™ is a networking system that provides complete control of NOVA's Trolley™ monitor lifts in a classroom or training room setting. To order, see page 22.

Downview™

Maximum monitor dimensions:

16x21 widescreen viewport: 20 ⅞" W x 12 ½" H (511mm W x 318mm H)

18x21 widescreen viewport: 20 ⅞" W x 14 ½" H (511mm W x 368mm H)

21x24 widescreen viewport: 23 ⅞" W x 19" H (587mm W x 482mm H)

Surface Mount Arm

Maximum monitor dimensions:

Surface Mount Arm: Up to 24" widescreen

Articulating Surface Mount Arm: Up to 35" widescreen

Maximum monitor weight:

Surface Mount Arm: 21 lbs

Articulating Surface Mount Arm: 33 lbs

Leg Base Styles & Options

Styles



T-Leg



Arched Leg

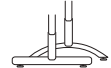
Options



T-Leg
with Casters (-C)



Arched Leg
with Casters (-C)



Height-adjustable Legs (-H)
Adjustable height from 27"-37"

CPU Storage Widths Standard CPU Holder adjusts from 4 ¼" - 7 ½" W

Downview™ - 21" Wide Viewport

36" W Tables: 7" Max Width

42" W Tables: 7 ½" Max Width

72" W Tables: 7" Max Width

Downview™ - 24" Wide Viewport

36" W Tables: 4 ½" Max Width

42" W Tables: 7 ½" Max Width

72" W Tables: 4 ½" Max Width

Trolley™ E

36" W Tables: 7" Max Width

42" W Tables: 7 ½" Max Width

72" W Tables: 7" Max Width

Trolley™ EXL

36" W Tables: 4 ½" Max Width*

42" W Tables: 7 ½" Max Width

72" W Tables: 4 ½" Max Width*

Standard and SMA

All Table Widths: 7 ½" Max Width

* Shipped with Medium Profile CPU Holder.

Adjustment range: 3 ¼" to 5 ½" W



Assembly required
for all products on
this page

Computer Training Tables

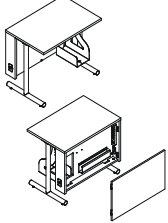
with iMod™ Wire Management System

Products listed on this page are
available through GSA Contract
GS-28F-005GA SIN # 33721

Computer Training Tables with Laminate iMod™ Modesty

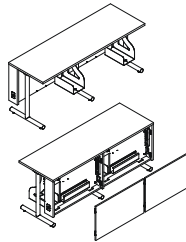
- Standard CPU holder right • Add "-LC" for left CPU holder and "-XC" for no CPU holder
- CPU holder widths: See page 13 • Options & Factory Installed Accessories Available: See page 15

T-Legs



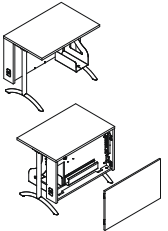
D x W x H (in.)	ft ³ / lbs	Model	List Price
Two leg bases - Single laminate modesty			
24 x 36 1/8 x 30	18.3 / 124	26-RL243630TL	\$1,340
24 x 42 x 30	21.2 / 131	26-RL244230TL	\$1,452
24 x 48 x 30	24.0 / 138	26-RL244830TL	\$1,657
26 x 36 1/8 x 30	19.8 / 126	26-RL263630TL	\$1,380
26 x 42 x 30	22.9 / 134	26-RL264230TL	\$1,496
26 x 48 x 30	25.9 / 142	26-RL264830TL	\$1,701
30 x 36 1/8 x 30	22.6 / 133	26-RL303630TL	\$1,534
30 x 42 x 30	26.1 / 142	26-RL304230TL	\$1,662
30 x 48 x 30	29.6 / 151	26-RL304830TL	\$1,867

T-Legs



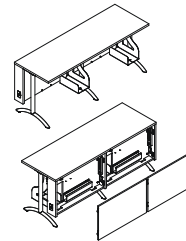
D x W x H (in.)	ft ³ / lbs	Model	List Price
Three leg bases - Double laminate modesty			
24 x 71 1/8 x 30	35.7 / 279	26-RL247230TL	\$2,371
26 x 71 1/8 x 30	38.4 / 283	26-RL267230TL	\$2,443
30 x 71 1/8 x 30	43.9 / 292	26-RL307230TL	\$2,712

Arched Legs



D x W x H (in.)	ft ³ / lbs	Model	List Price
Two leg bases - Single laminate modesty			
24 x 36 1/8 x 30	18.3 / 124	26-RL243630AL	\$1,527
24 x 42 x 30	21.2 / 131	26-RL244230AL	\$1,641
24 x 48 x 30	24.0 / 138	26-RL244830AL	\$1,846
26 x 36 1/8 x 30	19.8 / 126	26-RL263630AL	\$1,574
26 x 42 x 30	22.9 / 134	26-RL264230AL	\$1,691
26 x 48 x 30	25.9 / 142	26-RL264830AL	\$1,897
30 x 36 1/8 x 30	22.6 / 133	26-RL303630AL	\$1,747
30 x 42 x 30	26.1 / 142	26-RL304230AL	\$1,877
30 x 48 x 30	29.6 / 151	26-RL304830AL	\$2,083

Arched Legs

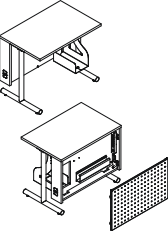


D x W x H (in.)	ft ³ / lbs	Model	List Price
Three leg bases - Double laminate modesty			
24 x 71 1/8 x 30	35.7 / 279	26-RL247230AL	\$2,653
26 x 71 1/8 x 30	38.4 / 283	26-RL267230AL	\$2,732
30 x 71 1/8 x 30	43.9 / 292	26-RL307230AL	\$3,036

Computer Training Tables with Perforated Metal iMod™ Modesty

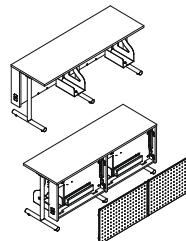
- Standard CPU holder right • Add "-LC" for left CPU holder and "-XC" for no CPU holder
- CPU holder widths: See page 13 • Options & Factory Installed Accessories Available: See page 15

T-Legs



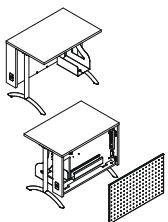
D x W x H (in.)	ft ³ / lbs	Model	List Price
Two leg bases - Single metal modesty			
24 x 36 1/8 x 30	18.3 / 124	26-RM243630TL	\$1,700
24 x 42 x 30	21.2 / 131	26-RM244230TL	\$1,837
24 x 48 x 30	24.0 / 138	26-RM244830TL	\$2,042
26 x 36 1/8 x 30	19.8 / 126	26-RM263630TL	\$1,740
26 x 42 x 30	22.9 / 134	26-RM264230TL	\$1,883
26 x 48 x 30	25.9 / 142	26-RM264830TL	\$2,088
30 x 36 1/8 x 30	22.6 / 133	26-RM303630TL	\$1,933
30 x 42 x 30	26.1 / 142	26-RM304230TL	\$2,088
30 x 48 x 30	29.6 / 151	26-RM304830TL	\$2,294

T-Legs



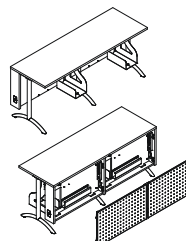
D x W x H (in.)	ft ³ / lbs	Model	List Price
Three leg bases - Double metal modesty			
24 x 71 1/8 x 30	35.7 / 279	26-RM247230TL	\$3,061
26 x 71 1/8 x 30	38.4 / 283	26-RM267230TL	\$3,132
30 x 71 1/8 x 30	43.9 / 292	26-RM307230TL	\$3,477

Arched Legs



D x W x H (in.)	ft ³ / lbs	Model	List Price
Two leg bases - Single metal modesty			
24 x 36 1/8 x 30	18.3 / 124	26-RM243630AL	\$1,906
24 x 42 x 30	21.2 / 131	26-RM244230AL	\$2,047
24 x 48 x 30	24.0 / 138	26-RM244830AL	\$2,252
26 x 36 1/8 x 30	19.8 / 126	26-RM263630AL	\$1,953
26 x 42 x 30	22.9 / 134	26-RM264230AL	\$2,096
26 x 48 x 30	25.9 / 142	26-RM264830AL	\$2,302
30 x 36 1/8 x 30	22.6 / 133	26-RM303630AL	\$2,168
30 x 42 x 30	26.1 / 142	26-RM304230AL	\$2,327
30 x 48 x 30	29.6 / 151	26-RM304830AL	\$2,533

Arched Legs



D x W x H (in.)	ft ³ / lbs	Model	List Price
Three leg bases - Double metal modesty			
24 x 71 1/8 x 30	35.7 / 279	26-RM247230AL	\$3,369
26 x 71 1/8 x 30	38.4 / 283	26-RM267230AL	\$3,451
30 x 71 1/8 x 30	43.9 / 292	26-RM307230AL	\$3,830



ASSEMBLY REQUIRED

Options & Accessories

for Computer Tables with iMod™ Wire Management

Products listed on this page are
available through GSA Contract
GS-28F-005GA SIN # 33721

ADA Lift Option

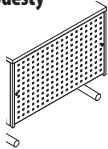
Electrically adjustable base height from 30" with 2 1/2" travel.
Activated with buttons mounted beneath worksurface.

- To specify an **ADA Lift** unit, change model number from R to **A**
ADA Lift Ex: 26-AM303630TL
- Note:** ADA Lift / Column Legs are standard Polished Black metal
- Available on single units with T-Legs only

Add \$4,704

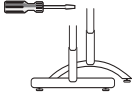
Options for Computer Tables

Locking iMod™ Modesty



Model	List Price
To add locking iMod™ modesty, add "-L" to the end of model number	
• Available in both Laminate or Perforated Metal	
-L	\$167 / Single Table \$333 / Double Table

Height-adjustable Legs



To add height-adjustable legs, add "-H" to the end of model number

- Adjustable height from 27" - 37"
- Can be paired with casters

Model	List Price
-H	\$154 / Leg

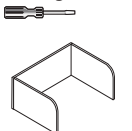
Casters



To add casters, add "-C" to the end of model number
Does not increase height of table
Required per leg / Set of 2 (1 locking, 1 non-locking)

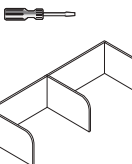
D x W x H (in.)	Model	List Price
2 5/8 x 1 3/4 x 3 1/4	-C	\$55 / leg

Privacy Panels for Single Table



D x W x H (in.)	ft³ / lbs	Model	List Price
For factory prep, must specify "PP" on table model number. Specify base color only. 6" radius on front. Field installed.			
24 x 36 x 15	1.5 / 37	26-PP243615	\$447
24 x 42 x 15	1.7 / 40	26-PP244215	\$490
24 x 48 x 15	1.9 / 42	26-PP244815	\$542
26 x 36 x 15	1.5 / 38	26-PP263615	\$468
26 x 42 x 15	1.7 / 41	26-PP264215	\$513
26 x 48 x 15	1.9 / 43	26-PP264815	\$563
30 x 36 x 15	1.5 / 42	26-PP303615	\$495
30 x 42 x 15	1.7 / 44	26-PP304215	\$546
30 x 48 x 15	1.9 / 47	26-PP304815	\$600

Privacy Panels for Double Table




D x W x H (in.)	ft³ / lbs	Model	List Price
24 x 71 x 15	1.8 / 51	26-PP247115	\$765
26 x 71 x 15	1.8 / 52	26-PP267115	\$788
30 x 71 x 15	1.8 / 55	26-PP307115	\$842

Factory Installed Accessories

Must specify location of grommet / power center at time of order

Factory Prepared NOVA Keyboard Drawer



Dimensions (in.)	Model	List Price
Keyboard length to fit table ordered. Only ordered when NO Visual Display Option is chosen.		
24" - 34" wide	NK	\$149

Rectangular Wire Grommet



Rectangular black plastic grommet cover is removable for easy wire management		
1 7/8" D x 3 1/4" W	WG1080	\$79

Star Cut Wire Grommet



Round black plastic grommet with rubber star cut opening allows more cords and cables to pass through		
2 3/4" Diameter	RWGSC	\$93

Pop-up Power Center



Two grounded outlets. Fluid one touch accessibility. 6ft, 15 Amp cord. UL listed.		
3 3/4" D x 5" W	11225PP	\$380

Pop-up Power / Data Center



One grounded outlet. One opening for voice/data jack. Voice/Data Adapter Kit (included) provides adapters for couplers & jacks from a variety of manufacturers. Fluid one touch accessibility. 6ft, 15 Amp cord. UL listed.		
3 3/4" D x 5" W	11225PD	\$380

Pop-up Power / USB Charging Center



One grounded outlet. One USB charging duplex. Fluid one touch accessibility. 6ft, 15 Amp cord. UL Listed.		
3 3/4" D x 5" W	11225PC	\$435

Round Flush Power Center



Two grounded outlets. Clean, flush mount. 6ft, 15 Amp cord. UL listed.		
4" Diameter	3359PP	\$354

Round Flush Power / USB Charging Center



One grounded outlet. One USB charging duplex. Clean, flush mount. 6ft, 15 Amp cord. UL Listed.		
4" Diameter	3359PC	\$415

Round Power Center



One grounded outlet. Features spill-proof technology. 6ft, 15 Amp cord. UL Listed.		
2" Diameter	3825P	\$278



Assembly required
for all products on
this page

Study Carrels

Products listed on this page are
available through GSA Contract
GS-28F-005GA SIN # 33721

Features

- Solutions for library and learning resource environments
- Visual Display Options available
- ADA compliant kits available
- Standard edge detail: 2mm Flat PVC. Matching edge banding colors
- Thermofused Melamine Worksurface; 1" Thick
- Wire management system and power strip optional
- Manufactured with recycled post-industrial materials

How To Order

1. Select model number

Ex: 65-SC303635CS (35" H Starter Study Carrel)

2. Select laminate base and worksurface color (see page 62)

Ex: 227 044
Base Worksurface

Optional Selections:

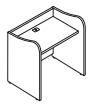
3. Select Visual Display Options (see page 17)

Ex: TE0728NK (The Trolley™ EXL with NOVA keyboard drawer)

4. Select Options and Factory Prepared Accessories (see below)

Ex: 3359PP (Round Flush Power Center)

Model Number Structure



65
Series

SC
Type

303635
Size
D x W x H

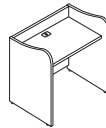
CS
Placement
CS=Starter
CA=Add-on

65-SC303635CS

Study Carrels

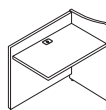
Wire opening on top. If a Visual Display Option is specified, a CPU shelf, wire management channel, and power strip will be added. Rectangular black plastic grommet in worksurface and end panels. Worksurface height: 30". Worksurface depth: 28".

35" H Starter Study Carrel



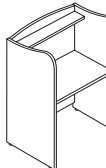
D x W x H (in.)	ft ³ / lbs	Model	List Price
30 x 36 x 35	3.5 / 126	65-SC303635CS	\$972

35" H Add-on Study Carrel



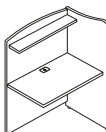
D x W x H (in.)	ft ³ / lbs	Model	List Price
30 x 35 x 35	2.8 / 99	65-SC303535CA	\$777

53" H Starter Study Carrel



D x W x H (in.)	ft ³ / lbs	Model	List Price
8" deep fixed accessory shelf. Clearance 15 3/8"			
30 x 36 x 53	4.7 / 167	65-SC303653CS	\$1,360

53" H Add-on Study Carrel



D x W x H (in.)	ft ³ / lbs	Model	List Price
8" deep fixed accessory shelf. Clearance 15 3/8"			
30 x 35 x 53	3.56 / 126	65-SC303553CA	\$1,067

Study Carrel Options & Accessories

Must specify location of power center at time of order

Pop-up Power Center



Dimensions (in.)	Model	List Price
Two grounded outlets. Fluid one touch accessibility. 6ft, 15 Amp cord. UL listed.		
3 3/4" D x 5" W	11225PP	\$380

Pop-up Power / Data Center



One grounded outlet. One opening for voice/data jack. Voice/Data Adapter Kit (included) provides adapters for couplers & jacks from a variety of manufacturers. Fluid one touch accessibility. 6ft, 15 Amp cord. UL listed.		
3 3/4" D x 5" W	11225PD	\$380

Pop-up Power / USB Charging Center



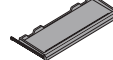
One grounded outlet. One USB charging duplex. Fluid one touch accessibility. 6ft, 15 Amp cord. UL Listed.		
3 3/4" D x 5" W	11225PC	\$435

Round Power Center



One grounded outlet. Features spill-proof technology. 6ft, 15 Amp cord. UL Listed.		
2" Diameter	3825P	\$278

Factory Prepared NOVA Keyboard Drawer



Dimensions (in.)	Model	List Price
Keyboard length to fit table ordered. Only ordered when NO Visual Display Option is chosen.		
24" - 34" wide	NK	\$149

ADA Bracket Kit



Metal bracket and hardware to raise the surface of any carrel from 30" to 32". Package of six. Order one kit per surface.		
1 x 1 x 4	65-KT010104AD	\$145

Round Flush Power Center



Two grounded outlets. Clean, flush mount. 6ft, 15 Amp cord. UL listed.		
4" Diameter	3359PP	\$354

Round Flush Power / USB Charging Center



One grounded outlet. One USB charging duplex. Clean, flush mount. 6ft, 15 Amp cord. UL Listed.		
4" Diameter	3359PC	\$415

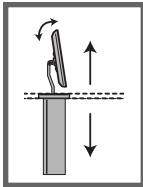


Assembly required
for all products on
this page

Visual Display Options

Products listed on this page are
available through GSA Contract
GS-28F-005GA SIN # 33721

Computer Tables and Study Carrels



The Trolley™

- Installation required
- Maximum distance from center of wall mount VESA plate to bottom of monitor is 6 3/4" (171mm)

The Trolley™ E

Maximum Dimensions for
Widescreen:
2 1/2" D x 18 7/8" W x 14 1/2" H
up to 20" widescreen

The Trolley™ EXL

Maximum Dimensions for
Widescreen:
2 1/2" D x 22 7/8" W x 14 1/2" H
up to 24" widescreen

- Patented Access door automatically opens and closes with the push of a button
- Low voltage electrical motor to lift & lower monitor
- Intelligent Motion Technology™ provides operational intuition

Model	Wt(lbs)	Description	List Price
-------	---------	-------------	------------

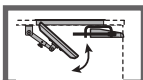
With NOVA Keyboard Drawer

NOVA Keyboard Drawer installed in assembled units only.

International Customers: The Trolley™ includes Universal Power Control Units,
compatible with all power requirements inside and outside the U.S.

TE0724NK	48	Trolley™ E & NOVA Keyboard Drawer	\$1,546 / Single
TE0724NK	96	Trolley™ E & NOVA Keyboard Drawer	\$3,092 / Double
TE0728NK	48	Trolley™ EXL & NOVA Keyboard Drawer	\$2,050 / Single
TE0728NK	96	Trolley™ EXL & NOVA Keyboard Drawer	\$4,100 / Double

Available with  **NOVA Linked™** To order, see page 22.



Downview™

- Installation required

16" D x 21" W viewport (Widescreen)

Maximum Dimensions for
Widescreen: 20 1/8" W x 12 1/2" H
up to 21" widescreen

24" min. worksurface depth

18" D x 21" W viewport (Widescreen)

Maximum Dimensions for
Widescreen: 20 1/8" W x 14 1/2" H
up to 21" widescreen

26" min. worksurface depth

21" D x 24" W viewport (Widescreen)

Maximum Dimensions for
Widescreen: 23 1/8" W x 19" H
up to 24" widescreen

30" min. worksurface depth

- Tinted, tempered glass viewport
- Keeps monitor under glass below worksurface
- Ergonomic viewing angle

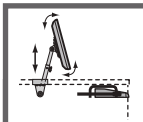
Model	Wt(lbs)	Description	List Price
-------	---------	-------------	------------

With NOVA Keyboard Drawer

Downview™ & NOVA Keyboard Drawer installed in assembled units only.

Optional Privacy/Glare visor sold separately, see page 60 for pricing.

FPA1621NK	35	16" D x 21" W Downview™ & NOVA Keyboard Drawer	\$500 / Single
FPA1621NK	70	16" D x 21" W Downview™ & NOVA Keyboard Drawer	\$1000 / Double
FPA1821NK	35	18" D x 21" W Downview™ & NOVA Keyboard Drawer	\$530 / Single
FPA1821NK	70	18" D x 21" W Downview™ & NOVA Keyboard Drawer	\$1060 / Double
FPA2124NK	39	21" D x 24" W Downview™ & NOVA Keyboard Drawer	\$675 / Single
FPA2124NK	78	21" D x 24" W Downview™ & NOVA Keyboard Drawer	\$1,350 / Double



Surface Mount Arm

- Installation required

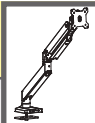
Surface Mount Arm

Maximum Weight: 21 lbs
Maximum Dimensions: Up
to 24" widescreen

- Securely fastens monitor to worksurface
- Height and tilt adjustable

Articulating Surface Mount Arm

Maximum Weight: 33 lbs
Maximum Dimensions: Up
to 35" widescreen



Model	Wt(lbs)	Description	List Price
-------	---------	-------------	------------

With NOVA Keyboard Drawer

NOVA Keyboard Drawer installed in assembled units only.

SMA0203NK	13	SMA & NOVA Keyboard Drawer	\$383 / Single
SMA0203NK	26	SMA & NOVA Keyboard Drawer	\$766 / Double
ASMA0203NK	22	Articulating SMA & NOVA Keyboard Drawer	\$605 / Single
ASMA0203NK	44	Articulating SMA & NOVA Keyboard Drawer	\$1,210 / Double



Assembly required
for all products on
this page

Multi-Purpose Tables

Products listed on this page are
available through GSA Contract
GS-28F-005GA SIN # 33721

How To Order

1. Select model number

Ex: 25-RT247230TL

2. Select metal color for legs (see page 63), and laminate color for work surface (see page 62)

Ex: **PBL** **044**
Metal Worksurface

Optional Selections:

3. Casters or height-adjustable legs (Arched Legs, T-Legs, or C-Legs only)

For casters, add "-C" to the end of model number and add \$55 per leg.

Ex: 25-RT247230TL-C

For height-adjustable legs, add "-H" to the model number and add \$154 per leg.

Ex: 25-RT247230TL-H

4. Select Options and Factory Prepared Accessories (see page 15)

Ex: RWGSC (Star cut wire grommet)

Model Number Structure

25	-	RT	247230	TL
Series		Top Shape	Size	Leg
25=Standard table		RT=Rectangle	D x W x H	TL=T-Leg
27=Double table with stiffener bar instead of middle leg				CL=C-Leg
				AL=Arched Leg
				SL=Straight Leg
				TC=T-Leg w/ casters*
				CC=C-Leg w/ casters*
				AC=Arched Leg w/ casters*
				*Nesting tables only

Leg Base Styles & Options

- 2" diameter metal legs, 16 gauge metal
- Leg mounting plates 1/4" thick
- Powder coated paint

Styles



T-Leg



C-Leg



Straight Leg



Arched Leg

Options



T-Leg

with Casters (-C)
Add \$55 per leg



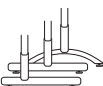
C-Leg

with Casters (-C)
Add \$55 per leg



Arched Leg

with Casters (-C)
Add \$55 per leg



Height-adjustable Legs (-H)

Available with T-Legs & Arched Legs only

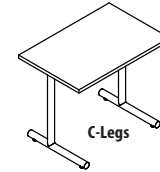
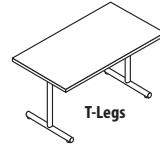
Adjustable height from 27"-37"
Add \$154 per leg

Rectangle Tables

Complete Model number replacing blank " _ " with "T" for T-Leg option or "C" for C-Leg option (Ex: 25-RT303630CL)

T-Legs / C-Legs

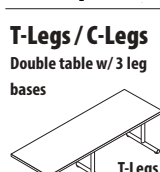
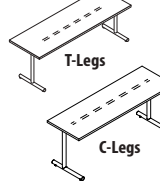
Table w/ 2 leg bases



D x W x H (in.)	ft ³ / lbs	Model	List Price
18 x 36 x 30	5.5 / 50	25-RT183630_L	\$621
18 x 42 x 30	5.7 / 55	25-RT184230_L	\$634
18 x 48 x 30	6.4 / 59	25-RT184830_L	\$646
18 x 60 x 30	6.6 / 86	25-RT186030_L	\$705
24 x 36 x 30	6.0 / 61	25-RT243630_L	\$656
24 x 42 x 30	6.3 / 65	25-RT244230_L	\$671
24 x 48 x 30	6.7 / 71	25-RT244830_L	\$686
24 x 60 x 30	7.4 / 102	25-RT246030_L	\$746
30 x 36 x 30	6.5 / 68	25-RT303630_L	\$710
30 x 42 x 30	6.9 / 74	25-RT304230_L	\$732
30 x 48 x 30	7.5 / 80	25-RT304830_L	\$770
30 x 60 x 30	8.3 / 114	25-RT306030_L	\$850
36 x 42 x 30	7.6 / 97	25-RT364230_L	\$796
36 x 48 x 30	8.1 / 104	25-RT364830_L	\$827
36 x 60 x 30	9.2 / 136	25-RT366030_L	\$930

T-Legs / C-Legs

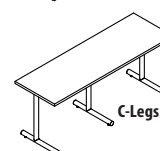
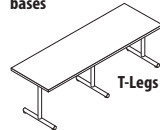
Double table w/ 2 leg bases & stiffener bar



18 x 72 x 30	8.2 / 93	27-RT187230_L	\$757
18 x 84 x 30	8.8 / 101	27-RT188430_L	\$968
24 x 72 x 30	9.2 / 111	27-RT247230_L	\$906
24 x 84 x 30	10.0 / 120	27-RT248430_L	\$1,070
30 x 72 x 30	10.3 / 126	27-RT307230_L	\$925
30 x 84 x 30	11.2 / 138	27-RT308430_L	\$1,237
36 x 72 x 30	11.3 / 151	27-RT367230_L	\$1,057
36 x 84 x 30	12.4 / 165	27-RT368430_L	\$1,326

T-Legs / C-Legs

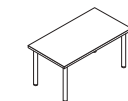
Double table w/ 3 leg bases



18 x 72 x 30	8.2 / 93	25-RT187230_L	\$757
18 x 84 x 30	8.8 / 101	25-RT188430_L	\$968
18 x 96 x 30	9.4 / 107	25-RT189630_L	\$1,160
24 x 72 x 30	9.2 / 111	25-RT247230_L	\$906
24 x 84 x 30	10.0 / 120	25-RT248430_L	\$1,070
24 x 96 x 30	10.7 / 130	25-RT249630_L	\$1,310
30 x 72 x 30	10.3 / 126	25-RT307230_L	\$925
30 x 84 x 30	11.2 / 138	25-RT308430_L	\$1,237
30 x 96 x 30	12.1 / 150	25-RT309630_L	\$1,448

Straight Legs

Table w/ 4 leg bases



18 x 36 x 30	2.3 / 50	25-RT183630SL	\$621
18 x 42 x 30	2.5 / 55	25-RT184230SL	\$634
18 x 48 x 30	2.8 / 59	25-RT184830SL	\$646
18 x 60 x 30	3.3 / 86	25-RT186030SL	\$705
24 x 36 x 30	2.7 / 61	25-RT243630SL	\$656
24 x 42 x 30	3.1 / 65	25-RT244230SL	\$671
24 x 48 x 30	3.5 / 71	25-RT244830SL	\$686
24 x 60 x 30	4.2 / 102	25-RT246030SL	\$746
30 x 36 x 30	3.3 / 68	25-RT303630SL	\$710
30 x 42 x 30	3.7 / 74	25-RT304230SL	\$732
30 x 48 x 30	4.2 / 80	25-RT304830SL	\$770
30 x 60 x 30	5.1 / 114	25-RT306030SL	\$850
36 x 42 x 30	4.4 / 97	25-RT364230SL	\$796
36 x 48 x 30	4.9 / 104	25-RT364830SL	\$827
36 x 60 x 30	5.9 / 136	25-RT366030SL	\$930



Assembly required
for all products on
this page


Multi-Purpose Tables

Products listed on this page are
available through GSA Contract
GS-28F-005GA SIN # 33721

Rectangle Tables

Straight Legs

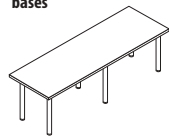
Double table w/ 4 leg
bases & stiffener bar



D x W x H (in.)	ft ³ / lbs	Model	List Price
18 x 72 x 30	4.2 / 93	27-RT187230SL	\$757
18 x 84 x 30	4.7 / 101	27-RT188430SL	\$968
24 x 72 x 30	5.3 / 111	27-RT247230SL	\$906
24 x 84 x 30	5.9 / 120	27-RT248430SL	\$1,070
30 x 72 x 30	6.2 / 126	27-RT307230SL	\$925
30 x 84 x 30	7.2 / 138	27-RT308430SL	\$1,237
36 x 72 x 30	6.5 / 151	27-RT367230SL	\$1,057
36 x 84 x 30	8.4 / 165	27-RT368430SL	\$1,326

Straight Legs

Double table w/ 6 leg
bases



18 x 72 x 30	4.2 / 93	25-RT187230SL	\$819
18 x 84 x 30	4.7 / 101	25-RT188430SL	\$1,046
18 x 96 x 30	5.3 / 107	25-RT189630SL	\$1,254
24 x 72 x 30	5.3 / 111	25-RT247230SL	\$979
24 x 84 x 30	5.9 / 120	25-RT248430SL	\$1,156
24 x 96 x 30	6.7 / 130	25-RT249630SL	\$1,415
30 x 72 x 30	6.2 / 126	25-RT307230SL	\$999
30 x 84 x 30	7.2 / 138	25-RT308430SL	\$1,336
30 x 96 x 30	8.1 / 150	25-RT309630SL	\$1,565
36 x 72 x 30	6.5 / 151	25-RT367230SL	\$1,141
36 x 84 x 30	8.4 / 165	25-RT368430SL	\$1,433
36 x 96 x 30	9.4 / 181	25-RT369630SL	\$1,662

Arched Legs


Table w/ 2 leg bases



18 x 36 x 30	5.5 / 50	25-RT183630AL	\$798
18 x 42 x 30	5.7 / 55	25-RT184230AL	\$817
18 x 48 x 30	6.1 / 59	25-RT184830AL	\$851
18 x 60 x 30	6.6 / 86	25-RT186030AL	\$983
24 x 36 x 30	6.0 / 61	25-RT243630AL	\$840
24 x 42 x 30	6.3 / 65	25-RT244230AL	\$864
24 x 48 x 30	6.7 / 71	25-RT244830AL	\$882
24 x 60 x 30	7.4 / 102	25-RT246030AL	\$1,047
30 x 36 x 30	6.5 / 68	25-RT303630AL	\$865
30 x 42 x 30	6.9 / 74	25-RT304230AL	\$893
30 x 48 x 30	7.5 / 80	25-RT304830AL	\$928
30 x 60 x 30	8.3 / 114	25-RT306030AL	\$1,133
36 x 42 x 30	7.6 / 97	25-RT364230AL	\$949
36 x 48 x 30	8.1 / 104	25-RT364830AL	\$986
36 x 60 x 30	9.2 / 136	25-RT366030AL	\$1,195

Arched Legs

Double table w/ 2 leg
bases & stiffener bar



18 x 72 x 30	8.2 / 93	27-RT187230AL	\$1,056
18 x 84 x 30	8.8 / 101	27-RT188430AL	\$1,298
24 x 72 x 30	9.2 / 111	27-RT247230AL	\$1,141
24 x 84 x 30	10.0 / 120	27-RT248430AL	\$1,371
30 x 72 x 30	10.3 / 126	27-RT307230AL	\$1,206
30 x 84 x 30	11.2 / 138	27-RT308430AL	\$1,554
36 x 72 x 30	11.3 / 151	27-RT367230AL	\$1,355
36 x 84 x 30	12.4 / 165	27-RT368430AL	\$1,652

Rectangle Tables

Arched Legs

Double table w/ 3
leg bases



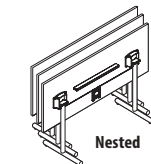
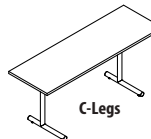
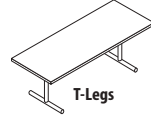
D x W x H (in.)	ft ³ / lbs	Model	List Price
18 x 72 x 30	8.2 / 93	25-RT187230AL	\$1,056
18 x 84 x 30	8.8 / 101	25-RT188430AL	\$1,298
18 x 96 x 30	9.4 / 107	25-RT189630AL	\$1,633
24 x 72 x 30	9.2 / 111	25-RT247230AL	\$1,141
24 x 84 x 30	10.0 / 120	25-RT248430AL	\$1,371
24 x 96 x 30	10.7 / 130	25-RT249630AL	\$1,710
30 x 72 x 30	10.3 / 126	25-RT307230AL	\$1,206
30 x 84 x 30	11.2 / 138	25-RT308430AL	\$1,554
30 x 96 x 30	12.1 / 150	25-RT309630AL	\$1,897
36 x 72 x 30	11.3 / 151	25-RT367230AL	\$1,355
36 x 84 x 30	12.4 / 165	25-RT368430AL	\$1,652
36 x 96 x 30	13.2 / 181	25-RT369630AL	\$1,992

Nesting Tables

Stiffener bar included on tables 60" or wider. Complete Model number replacing
blank " _ " with "T" for T-Leg option or "C" for C-Leg option (Ex: 25-NT303630CL)

T-Legs / C-Legs

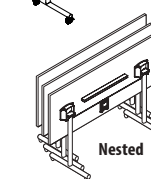
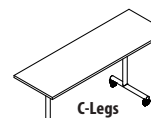
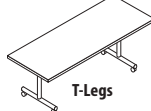
Table with folding top



D x W x H (in.)	ft ³ / lbs	Model	List Price
18 x 36 x 30	5.4 / 50	25-NT183630_L	\$829
18 x 42 x 30	5.7 / 55	25-NT184230_L	\$884
18 x 48 x 30	6.1 / 59	25-NT184830_L	\$940
18 x 60 x 30	6.6 / 65	25-NT186030_L	\$1,111
18 x 72 x 30	7.1 / 72	25-NT187230_L	\$1,155
18 x 84 x 30	7.7 / 80	25-NT188430_L	\$1,202
18 x 96 x 30	8.2 / 86	25-NT189630_L	\$1,244
24 x 36 x 30	6.1 / 61	25-NT243630_L	\$886
24 x 42 x 30	6.3 / 65	25-NT244230_L	\$941
24 x 48 x 30	6.7 / 71	25-NT244830_L	\$998
24 x 60 x 30	7.5 / 80	25-NT246030_L	\$1,179
24 x 72 x 30	8.2 / 89	25-NT247230_L	\$1,205
24 x 84 x 30	8.9 / 98	25-NT248430_L	\$1,298
24 x 96 x 30	9.6 / 108	25-NT249630_L	\$1,371
30 x 36 x 30	6.5 / 68	25-NT303630_L	\$952
30 x 42 x 30	6.9 / 74	25-NT304230_L	\$1,003
30 x 48 x 30	7.4 / 80	25-NT304830_L	\$1,057
30 x 60 x 30	8.3 / 91	25-NT306030_L	\$1,276
30 x 72 x 30	9.2 / 103	25-NT307230_L	\$1,333
30 x 84 x 30	10.1 / 115	25-NT308430_L	\$1,350
30 x 96 x 30	10.9 / 127	25-NT309630_L	\$1,446

T-Legs / C-Legs

Table with folding top
& casters



18 x 36 x 30	5.4 / 52	25-NT183630_C	\$952
18 x 42 x 30	5.7 / 57	25-NT184230_C	\$1,008
18 x 48 x 30	6.1 / 61	25-NT184830_C	\$1,063
18 x 60 x 30	6.6 / 67	25-NT186030_C	\$1,236
18 x 72 x 30	7.1 / 74	25-NT187230_C	\$1,277
18 x 84 x 30	7.7 / 82	25-NT188430_C	\$1,326
18 x 96 x 30	8.2 / 88	25-NT189630_C	\$1,368
24 x 36 x 30	6.1 / 63	25-NT243630_C	\$1,010
24 x 42 x 30	6.3 / 67	25-NT244230_C	\$1,065
24 x 48 x 30	6.7 / 73	25-NT244830_C	\$1,122
24 x 60 x 30	7.5 / 82	25-NT246030_C	\$1,301
24 x 72 x 30	8.2 / 91	25-NT247230_C	\$1,375
24 x 84 x 30	8.9 / 100	25-NT248430_C	\$1,420
24 x 96 x 30	9.6 / 110	25-NT249630_C	\$1,496
30 x 36 x 30	6.5 / 70	25-NT303630_C	\$1,072
30 x 42 x 30	6.9 / 76	25-NT304230_C	\$1,124
30 x 48 x 30	7.4 / 82	25-NT304830_C	\$1,181
30 x 60 x 30	8.3 / 93	25-NT306030_C	\$1,399
30 x 72 x 30	9.2 / 105	25-NT307230_C	\$1,457
30 x 84 x 30	10.1 / 117	25-NT308430_C	\$1,474
30 x 96 x 30	10.9 / 129	25-NT309630_C	\$1,568



Assembly required
for all products on
this page

Multi-Purpose Tables

Products listed on this page are
available through GSA Contract
GS-28F-005GA SIN # 33721

Nesting Tables

Stiffener bar included on tables 60" or wider

Arched Legs

Table with folding top



D x W x H (in.)	ft ³ / lbs	Model	List Price
18 x 36 x 30	5.4 / 50	25-NT183630AL	\$1,031
18 x 42 x 30	5.7 / 55	25-NT184230AL	\$1,102
18 x 48 x 30	6.1 / 59	25-NT184830AL	\$1,134
18 x 60 x 30	6.6 / 65	25-NT186030AL	\$1,261
18 x 72 x 30	7.1 / 72	25-NT187230AL	\$1,304
18 x 84 x 30	7.7 / 80	25-NT188430AL	\$1,361
18 x 96 x 30	8.2 / 86	25-NT189630AL	\$1,399


Nested

24 x 36 x 30	6.1 / 61	25-NT243630AL	\$1,053
24 x 42 x 30	6.3 / 65	25-NT244230AL	\$1,109
24 x 48 x 30	6.7 / 71	25-NT244830AL	\$1,196
24 x 60 x 30	7.5 / 80	25-NT246030AL	\$1,336
24 x 72 x 30	8.2 / 89	25-NT247230AL	\$1,366
24 x 84 x 30	8.9 / 98	25-NT248430AL	\$1,433
24 x 96 x 30	9.6 / 108	25-NT249630AL	\$1,542

30 x 36 x 30	6.5 / 68	25-NT303630AL	\$1,089
30 x 42 x 30	6.9 / 74	25-NT304230AL	\$1,163
30 x 48 x 30	7.4 / 80	25-NT304830AL	\$1,289
30 x 60 x 30	8.3 / 91	25-NT306030AL	\$1,445
30 x 72 x 30	9.2 / 103	25-NT307230AL	\$1,503
30 x 84 x 30	10.1 / 115	25-NT308430AL	\$1,521
30 x 96 x 30	10.9 / 127	25-NT309630AL	\$1,628

Arched Legs

Table with folding top
& casters



18 x 36 x 30	5.4 / 52	25-NT183630AC	\$1,115
18 x 42 x 30	5.7 / 57	25-NT184230AC	\$1,179
18 x 48 x 30	6.1 / 61	25-NT184830AC	\$1,258
18 x 60 x 30	6.6 / 67	25-NT186030AC	\$1,386
18 x 72 x 30	7.1 / 74	25-NT187230AC	\$1,430
18 x 84 x 30	7.7 / 82	25-NT188430AC	\$1,485
18 x 96 x 30	8.2 / 88	25-NT189630AC	\$1,523

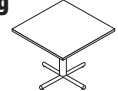
Nested

24 x 36 x 30	6.1 / 63	25-NT243630AC	\$1,156
24 x 42 x 30	6.3 / 67	25-NT244230AC	\$1,224
24 x 48 x 30	6.7 / 73	25-NT244830AC	\$1,318
24 x 60 x 30	7.5 / 82	25-NT246030AC	\$1,459
24 x 72 x 30	8.2 / 91	25-NT247230AC	\$1,485
24 x 84 x 30	8.9 / 100	25-NT248430AC	\$1,586
24 x 96 x 30	9.6 / 110	25-NT249630AC	\$1,662

30 x 36 x 30	6.5 / 70	25-NT303630AC	\$1,211
30 x 42 x 30	6.9 / 76	25-NT304230AC	\$1,287
30 x 48 x 30	7.4 / 82	25-NT304830AC	\$1,412
30 x 60 x 30	8.3 / 93	25-NT306030AC	\$1,463
30 x 72 x 30	9.2 / 105	25-NT307230AC	\$1,625
30 x 84 x 30	10.1 / 117	25-NT308430AC	\$1,643
30 x 96 x 30	10.9 / 129	25-NT309630AC	\$1,750

Square Tables

Metal Straight X-Leg



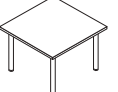
D x W x H (in.)	ft ³ / lbs	Model	List Price
30 x 30 x 30	17.9 / 46	25-SQ303030XS	\$638
36 x 36 x 30	18.9 / 67	25-SQ363630XS	\$749
42 x 42 x 30	20.1 / 85	25-SQ424230XS	\$1,008
48 x 48 x 30	21.4 / 102	25-SQ484830XS	\$1,079

Metal Arched X-Leg



30 x 30 x 30	17.9 / 46	25-SQ303030XA	\$827
36 x 36 x 30	18.9 / 67	25-SQ363630XA	\$905
42 x 42 x 30	20.1 / 85	25-SQ424230XA	\$1,134
48 x 48 x 30	21.4 / 102	25-SQ484830XA	\$1,192

Metal Straight Leg



30 x 30 x 30	2.9 / 46	25-SQ303030SL	\$827
36 x 36 x 30	3.8 / 67	25-SQ363630SL	\$905
42 x 42 x 30	4.9 / 85	25-SQ424230SL	\$1,134
48 x 48 x 30	6.3 / 102	25-SQ484830SL	\$1,192

Round Tables

Metal Straight X-Leg



D x W x H (in.)	ft ³ / lbs	Model	List Price
30 x 30 x 30	17.9 / 46	25-FR303030XS	\$662
36 x 36 x 30	18.9 / 67	25-FR363630XS	\$762
42 x 42 x 30	20.1 / 85	25-FR424230XS	\$1,028
48 x 48 x 30	21.4 / 102	25-FR484830XS	\$1,130

Metal Arched X-Leg



30 x 30 x 30	17.9 / 46	25-FR303030XA	\$849
36 x 36 x 30	18.9 / 67	25-FR363630XA	\$931
42 x 42 x 30	20.1 / 85	25-FR424230XA	\$1,208
48 x 48 x 30	21.4 / 102	25-FR484830XA	\$1,254

Metal Straight Leg



30 x 30 x 30	2.9 / 46	25-FR303030SL	\$849
36 x 36 x 30	3.8 / 67	25-FR363630SL	\$931
42 x 42 x 30	4.9 / 85	25-FR424230SL	\$1,208
48 x 48 x 30	6.3 / 102	25-FR484830SL	\$1,254

Laminate Cross Base



Specify laminate base and worksurface colors			
36 x 36 x 30	3.8 / 67	25-FR363630CB	\$762
42 x 42 x 30	4.9 / 85	25-FR424230CB	\$1,028
48 x 48 x 30	6.3 / 102	25-FR484830CB	\$1,130

Quarter Round Tables

Metal Straight X-Leg



D x W x H (in.)	ft ³ / lbs	Model	List Price
24 x 24 x 30	17.1 / 32	25-QR242430XS	\$715
30 x 30 x 30	17.9 / 47	25-QR303030XS	\$841
36 x 36 x 30	18.9 / 62	25-QR363630XS	\$935

Metal Arched X-Leg



24 x 24 x 30	17.1 / 32	25-QR242430XA	\$954
30 x 30 x 30	17.9 / 47	25-QR303030XA	\$1,043
36 x 36 x 30	18.9 / 62	25-QR363630XA	\$1,146

Metal Straight Leg



24 x 24 x 30	1.1 / 32	25-QR242430SL	\$954
30 x 30 x 30	2.9 / 47	25-QR303030SL	\$1,043
36 x 36 x 30	3.8 / 62	25-QR363630SL	\$1,146

Metal T-Leg

For stability only.
Designed to attach to
other units on both sides



30 x 30 x 30	6.1 / 44	25-QR303030TL	\$840
36 x 36 x 30	7.1 / 59	25-QR363630TL	\$935



Assembly required
for all products on
this page

Multi-Purpose Tables

Products listed on this page are
available through GSA Contract
GS-28F-005GA SIN # 33721

Table Bridges

18° Bridge



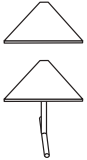
D x W x H (in.)	ft ³ / lbs	Model	List Price
18 x 18 x 1	1.0 / 4	25-WG18180118	\$240
24 x 24 x 1	1.6 / 10	25-WG24240118	\$259
30 x 30 x 1	2.4 / 25	25-WG30300118	\$267
36 x 36 x 1	3.4 / 32	25-WG36360118	\$284

30° Bridge



18 x 18 x 1	1.0 / 4	25-WG18180130	\$240
24 x 24 x 1	1.6 / 10	25-WG24240130	\$259
30 x 30 x 1	2.4 / 25	25-WG30300130	\$267
36 x 36 x 1	3.4 / 32	25-WG36360130	\$284

45° Bridge

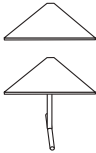


18 x 18 x 1	1.0 / 4	25-WG18180145	\$240
24 x 24 x 1	1.6 / 10	25-WG24240145	\$259
30 x 30 x 1	2.4 / 25	25-WG30300145	\$267

Leg is for stability only. Designed to attach to other units on both sides

36 x 36 x 30	7.1 / 59	25-WG36360145	\$581
--------------	----------	---------------	-------

60° Bridge

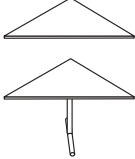


18 x 18 x 1	1.4 / 4	25-WG18180160	\$240
24 x 24 x 1	2.1 / 10	25-WG24240160	\$259

Leg is for stability only. Designed to attach to other units on both sides

30 x 30 x 30	6.1 / 44	25-WG30300160	\$564
36 x 36 x 30	7.1 / 59	25-WG36360160	\$581

90° Bridge



18 x 18 x 1	1.4 / 4	25-WG18180190	\$240
24 x 24 x 1	2.1 / 10	25-WG24240190	\$259

Leg is for stability only. Designed to attach to other units on both sides

30 x 30 x 30	6.1 / 44	25-WG30300190	\$564
36 x 36 x 30	7.1 / 59	25-WG36360190	\$581

Stiffener Bar & Quick Connector

Stiffener Bar




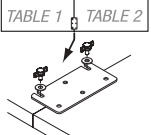
Table Width	ft ³ / lbs	Model	List Price
-------------	-----------------------	-------	------------

Use to prevent sagging of top.

Standard color is Polished Black metal.

48" W Table	0.4 / 1	25-ST014802	\$107
60" W Table	0.5 / 1	25-ST016002	\$107
72" W Table	0.6 / 2	25-ST017202	\$137
84" W Table	0.6 / 3	25-ST018402	\$148
96" W Table	0.7 / 4	25-ST019602	\$172

Quick Connector



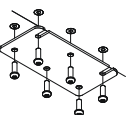
D x W (in.)	ft ³ / lbs	Model	List Price
-------------	-----------------------	-------	------------

Use when chaining two or more tables.

Standard color is Polished Black metal.

3 x 6	0.1 / 0.5	25-QC060600	\$55
-------	-----------	-------------	------

Mending & Bridge Plate Kit



D x W (in.)	ft ³ / lbs	Model	List Price
-------------	-----------------------	-------	------------

Use when chaining two or more tables.

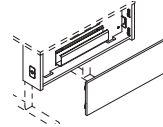
Standard color is Polished Black metal.

2 x 5 1/2	0.1 / 0.5	26-MEND01	\$55
-----------	-----------	-----------	------

iMod™ Compartments

iMod™ w/ Laminated Modesty Panels

Table not included



D x W x H (in.)	ft ³ / lbs	Model	List Price
-----------------	-----------------------	-------	------------

Includes a power strip and wire management channel per user.

To indicate no power strip, add "-X" to model number and deduct \$50 per user.

Specify a laminate base color.

Single Modesty

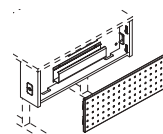
5 x 36 x 12	2.1 / 19	25-SM053612	\$482
5 x 42 x 12	2.5 / 22	25-SM054212	\$492
5 x 48 x 12	2.8 / 25	25-SM054812	\$504
5 x 60 x 12	3.5 / 31	25-SM056012	\$518

Double Modesty

5 x 72 x 12	2.1 / 38	25-SM057212	\$830
5 x 84 x 12	2.5 / 44	25-SM058412	\$856
5 x 96 x 12	2.8 / 50	25-SM059612	\$874

iMod™ w/ Perforated Metal Modesty Panels

Table not included



Includes a power strip and wire management channel per user.

To indicate no power strip, add "-X" to model number and deduct \$50 per user.

Specify a laminate base color and a metal color.

Single Modesty

5 x 36 x 12	2.1 / 20	25-PM053612	\$724
5 x 42 x 12	2.5 / 23	25-PM054212	\$774
5 x 48 x 12	2.8 / 26	25-PM054812	\$816
5 x 60 x 12	3.5 / 33	25-PM056012	\$870

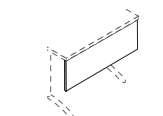
Double Modesty

5 x 72 x 12	2.1 / 39	25-PM057212	\$1,301
5 x 84 x 12	2.5 / 46	25-PM058412	\$1,366
5 x 96 x 12	2.8 / 52	25-PM059612	\$1,450

Modesty Panels

Laminated Modesty Panels

Table not included



D x W x H (in.)	ft ³ / lbs	Model	List Price
-----------------	-----------------------	-------	------------

Specify a laminate base color.

Single Modesty

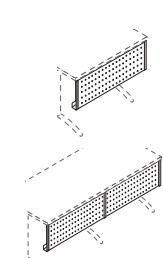
1 x 36 x 12	0.25 / 8	25-SM013612	\$191
1 x 42 x 12	0.3 / 9	25-SM014212	\$202
1 x 48 x 12	0.3 / 10	25-SM014812	\$214
1 x 60 x 12	0.5 / 13	25-SM016012	\$228

Double Modesty

1 x 72 x 12	0.5 / 15	25-SM017212	\$381
1 x 84 x 12	0.6 / 18	25-SM018412	\$400
1 x 96 x 12	0.75 / 20	25-SM019612	\$425

Perforated Metal Modesty Panels

Table not included



Specify a metal color.

Single Modesty

1 x 36 x 12	0.25 / 8	25-PM013612	\$415
1 x 42 x 12	0.3 / 9	25-PM014212	\$449
1 x 48 x 12	0.3 / 10	25-PM014812	\$491
1 x 60 x 12	0.5 / 13	25-PM016012	\$545

Double Modesty

1 x 72 x 12	0.5 / 16	25-PM017212	\$830
1 x 84 x 12	0.6 / 18	25-PM018412	\$895
1 x 96 x 12	0.75 / 21	25-PM019612	\$977

NOVALinked™ is a networking system that provides complete control of NOVA's Trolley™ monitor lifts in a classroom or training room setting. Utilizing a Crestron, Extron, AMX or other major brand controller, or an ISI component, instructors can raise or lower all of the Trolley™ monitor lifts in the classroom simultaneously.



LCI - Linking Control Interface

The LCI is required for all NOVALinked™ installations. One LCI is required to control each Trolley™ monitor lift. It can be located in an inconspicuous location on each desk/table or within the total access iMod™ compartment (if available).

1 9/16" D x 4" W x 1 3/4" H

AC-LCI.....\$269



JCN - Junction

The JCN is a parallel 3 way splitter for the NOVALinked™ System. One JCN required per row. Designed for use only with the NOVALinked™ System.

1 9/16" D x 4" W x 1 3/4" H


AC-JCN3 (Three RJ45 ports).....\$202



CAT6 Patch Cable

CAT6 molded boot patch cable.

AC-CAT6-1 (1ft)\$27
AC-CAT6-2 (2ft)\$31
AC-CAT6-5 (5ft)\$34
AC-CAT6-7 (7ft)\$37
AC-CAT6-10 (10ft).....\$46
AC-CAT6-14 (14ft).....\$57



ISI - Independent Switching Interface

The ISI allows full control of the On/Off and Up/Down functions of the NOVALinked™ System without interfacing with a control system. The ISI Module is designed to be housed in the lectern-based Trolley™ control panel.

AC-ISI (for Wired Systems).....\$454
AC-ISIRF (for Wireless RF Systems).....\$454



CSIM - Control System Interface Module

The CSIM is required for "wired" NOVALinked™ installations. One CSIM is needed for every thirty (30) LCI units / Trolley™ monitor lifts. Includes a 24V = 1.67A, 40W MAX Power Supply with Cord.

1 9/16" D x 4 1/8" W x 2 15/16" H

AC-CSIM.....\$534

Components for Wireless NOVALinked™

The Wireless NOVALinked™ application eliminates the issue of running power from the lectern to the first row of desks, and from row to row.



TXM - Transmitter

The Transmitter allows wireless control of the Trolley™, and is housed in the lectern or any other location in the room. The Transmitter connects to the Controller or ISI, and each one has a unique frequency address. It sends separate commands for On, Off, Up and Down.

AC-TXM\$511



RCVR - Receiver


One Receiver required per row of desks, including the last row.

AC-RCVR.....\$511

NOTE: If not using a major brand controller, order ISI component for wireless systems (AC-ISIRF)

NOTE: Typically one CSIM is required for every 30 LCI units in the classroom. Each Trolley™ unit requires one LCI (even with the wireless configuration).

All NOVALinked™ components shown on this page.



Trolley™ monitor lifts shown in the "up" position



Trolley™ monitor lifts shown in the "down" position