



SOLTÍCE[®] COLLECTION

PRICE LIST

January 3, 2011

Updated April 3, 2023

800.424.2432



Ordering Customer's Own Material (C.O.M.) Upholstery		
Information		3
Soltice® Healthcare		
General Information		5
Product Color Options		6
Sleeper		7
Sleeper Replacement Parts		11
Recliner		12
Recliner Replacement Parts		15
Bariatric		16
Bariatric Replacement Parts		17
Soltice® 1.5 Healthcare		
General Information		18
Product Color Options		19
Recliner		20
Soltice® II Healthcare		
General Information		25
Product Color Options		26
Recliner		27
Soltice® 1.5 and Soltice® II Healthcare		
Recliner Replacement Parts		32
Soltice® Lounge		
General Information		33
Product Color Options		34
Lounge Seating		35
Soltice® Multiple Seating		
General Information		44
Product Color Options		45
Multiple Seating		46
Soltice® Occasional Tables		
General Information		51
Product Color Options		52
Occasional Tables		53



Customer’s Own Material ■
Specifications Form
January 2023

How to Specify

As a standard procedure, KI applies seating upholstery as swatched by the textile distributor. Reference distributor’s website. Upholstery that is required to be applied differently than is swatched, will need a Product Modification Request written specifying the direction the upholstery is to be applied.

Seating upholstery requiring specific positioning of intricate patterns or patterns repeats on seats and backrests, will need a Product Modification Request written including a sketch noting the specific requirements, as in Diagram A.

C.O.M. must be supplied in continuous yardage.

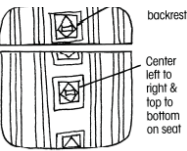
Yardage requirements listed in price list are based on plain goods 54” wide. Fabrics less than 54” wide, or those requiring matching (stripes, plaids, prints, large patterns) will require additional yardage based on the fabric used and the item ordered. Consult matrix below for additional yardage needed.

C.O.M. INCREASE MATRIX (yardage matrix is also applicable to any reservations of KI Ingrade, Pallas, or K.O.M. upholsteries).

This table is a general guide.

FABRIC WIDTH	PLAIN FABRIC	UNDER 7” REPEAT	8”–13” REPEAT	14”-21” REPEAT	22”-27” REPEAT	28”-33” REPEAT	34”-40” REPEAT	41”-48” REPEAT
54”	0	20%	25%	30%	45%	55%	70%	80%
51”-53”	15%	25%	30%	35%	50%	60%	80%	90%
48”-50”	20%	30%	35%	40%	55%	65%	85%	95%
45”-47”	30%	45%	50%	55%	60%	80%	90%	100%
36”-44”	50%	65%	70%	75%	80%	100%	110%	120%

Diagram A



Fabric with double repeat: If using a fabric with a double repeat, please follow this formula: take the total amount of the larger and half of the smaller repeat; add together to find the correct overall repeat. Example: 10” vertical with 14” horizontal would be 14+5=19.

If fabric comes in on multiple rolls, one additional yard per roll needs to be added to the yardage requirement.

Leather hides must be a minimum of 50 square feet of usable material. The outer edges cannot be calculated as square feet or yardage. To determine square footage, multiply unit yardage by 18 square feet to obtain the total square footage required per unit.

For exact production yardage requirements, call 1-800-424-2432, ext. 2707.

Production

Customer’s upholstery must be approved prior to acceptance for production.

After approval, a memo swatch of the C.O.M. from the textile distributor must accompany the order. KI assumes no responsibility for wear, defects, or performance of C.O.M. or K.O.M. upholstery.

C.O.M. not received into the appropriate facility 3 weeks prior to acknowledged delivery date may go on hold. See KI C.O.M. Shipping Location listing for the correct facility address by product.

All C.O.M. must be labeled as follows:

1. Name and address
2. Your purchase order number
3. Our style number to which fabric is to be applied
4. Supplier name and fabric name, number, and color

ALL C.O.M. Shipments must be prepaid. Collect shipments will be refused.

Testing

When KI requires testing, actual yardage to upholster one chair may be required. The C.O.M. Specialist will confirm model and fabric testing requirements when applicable.

ALL C.O.M. Shipments must be prepaid. Collect shipments will be refused.

Treated Materials

If C.O.M. requires processing such as a stain resistance treatment or acrylic backing, it may shrink. To prevent delays in delivery or back ordering due to shrinkage, please have your processor verify measurement after processing and assure adequate yardage shipped.

Split Orders

If a portion of the shipment which does not require C.O.M. application is to be processed and shipped early, KI will enter the order immediately at your request. These split shipments are subject to minimum order changes.

Excess Upholstery Material

KI will dispose of excess upholstery material at the time of shipment unless expressly requested to return it with the product shipment.

Cancelled or Changed Orders

KI assumes no responsibility for extra C.O.M. due to a change of upholstery or cancellation of an order. If it the customer’s responsibility to arrange for return of the material.

Contact the C.O.M. Specialist at 1-800-424-2432, ext. 2707, with questions or to request a split order



C.O.M. SHIPPING LOCATION



Architectural Walls

- Evoke..... MN
- Genius Walls..... MN

Casegoods

- Aristotle Tackboards.....MN
- Likha Tackboards..... MN

Classroom Furniture

- Intellect Wave Chairs.....GB
- Learn2GB
- Ruckus.....GB

Desking

- 700 Series DeskingKP
- Balance Overheads MN
- Genesis Desking..... MN
- True Desking.....KP
- Universal Overheads..... MN
- WorkZone Desking MN

Files & Storage

- 700 Series Pedestal Cushion GB
- Connection Zone Pads.....BW
- U-Series Pedestal Cushion.....GB
- Tattoo.....BW

Fixed Seating

- Concerto Auditorium SeatingBW
- Single Pedestal Seating GB
- Jury Base Seating.....GB
- Lancaster Auditorium SeatingBW
- Sequence Seating..... GB
- University Seating.....GB

Panel Systems

- All Terrain.....KP
- Balance Overheads MN

- System 3000..... MN
- Universal Overheads..... MN
- Wireworks MN
- Unite..... MN

Residence Hall Furniture

- RoomScape Furniture MN

Screens

- All Terrain..... KP
- Connection Zone.....BW
- True/Volition KP
- Genesis KP
- Tattoo..... MN
- Universal.....BW

Seating

- 400 Series Folding Chairs.....BW
- 600 Series Folding Chairs.....BW
- 600 Series Stools.....BW
- Affina Collection.....HN
- Altus Task Chairs..... GB
- Apply Stack Chairs GB
- Calida Lounge SeatingHN
- Diem Task ChairsOM
- Doni Collection GB
- Gladly Lounge SeatingVQ
- Grazie Seating GB
- Hub Modular Lounge Seating.....HN
- Impress Task Chairs..... OM
- Impress Ultra Task ChairsOM
- Jessa Lounge SeatingHN
- Jubilee Lounge Seating.....VQ
- Katera Guest Chair..... GB
- Kurv Benches.....HN
- LaResta Day BedsHN
- LimeLite GB
- Lyra Lounge Seating.....HN

- Maestro Stack Chairs GB
- Medical & Laboratory Stools..... OM
- MyPlace Lounge SeatingHN
- MyWay Seating.....HN
- Oath Task Chairs and Stools..... GB
- Opt4 GB
- Pilot Task Chairs OM
- Promenade Seating SystemBW
- Ruckus..... GB
- Sela Lounge SeatingHN
- Sift Task Chairs GB
- Signia Task Chairs and StoolsOM
- Soltice Metal Collection.....HN
- Soltice Multiple, Healthcare & Guest .HN
- Soltice II Healthcare Seating.....HN
- Strive Multiple, Stack & Task GB
- SwayBW
- Tattoo.....HN
- Torsion-on-the-Go! Nesting Chairs GB
- Torsion Air Stack and Task Seating GB
- Zoetry HN

KI C.O.M. Manufacturing Site Addresses:

<u>BW</u> KI Bonduel Attn: COM Storage 204 West South St. Bonduel, WI 54107	<u>HN</u> KI High Point Attn: COM Storage 217 Feld Avenue High Point, NC 27263	<u>MN</u> KI Manitowoc Attn: COM Storage 1400 S. 41st St. Manitowoc, WI 54220	<u>VQ</u> KI Attn: COM Fabrics 6892 Marlin Circle La Palma, CA 90623
<u>GB</u> KI Green Bay Attn: COM Storage 1687 Westminster Drive - Gate 3 Green Bay, WI 54302	<u>KP</u> KI Pembroke Attn: COM Storage 1000 Olympic Dr. Pembroke, Ontario K8A6X7	<u>OM</u> KI Attn: COM Storage 1110 S. Mildred Ave. Ontario, CA 91761	



Lounge Sleeper
(Armless)



Lounge Sleeper
(Closed Arm)



Loveseat Sleeper
(Armless)

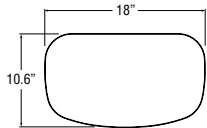
Loveseat Sleeper
(Closed Arm)



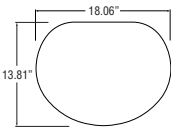
Recliner

General Dimensions					
Seat width	27-1/4"	27-1/4"	54-1/2"	54-1/2"	23-3/4"
Seat depth	19-3/4"	19-3/4"	19-3/4"	19-3/4"	21"
Seat height	17"	17"	17"	17"	18-3/4"
Arm width	4-1/4"	2"	4-1/4"	2"	
Arm height		25-1/4"		25-1/4"	25-1/2"
Back height from seat	17"	17"	17"	17"	
Sleep surface width	27-1/4"	27-1/4"	54-1/2"	54-1/2"	
Sleep surface depth	77"	77"	77"	77"	
Overall Dimensions					
Width	35-3/4"	32-1/4"	63"	60-1/2"	29"
Depth	37-1/2"	37-1/2"	37-1/2"	37-1/2"	37-3/4"
Height	34"	34"	34"	34"	45-3/4"
Depth in sleep position	82-1/2"	82-1/2"	82-1/2"	82-1/2"	

Tablet Arm Options



Top-Mounted Articulating
Revolving Tablet



Side-Mounted Articulating
Fold-Down Tablet



Bariatric Chair
(Closed Arm)



Bariatric Chair
(Open Arm)

General Dimensions		
Seat width	30"	29-1/2"
Seat depth	18-3/4"	18-3/4"
Seat height	19"	19"
Arm width	2"	2"
Arm height	27"	27"
Overall Dimensions		
Width	34-1/2"	34-1/2"
Depth	28"	28"
Height	32"	32"

SPECIFICATIONS

Complimentary Furniture

The following lounge collections offer complimentary furniture that creates continuity and a cohesive look throughout a facility. These complimentary pieces can be found in other sections of the KI price list.

SOLTICE HEALTHCARE SEATING - Soltice® Multiple Seating, Soltice® Guest Seating, Soltice® Lounge Seating, LaResta® Day Bed (FSD/SL)

UPHOLSTERY INFORMATION

C.O.M. Fabric

For C.O.M. fabric sent to KI-High Point on multiple rolls, add an additional yard of fabric per roll to the yardage requirements. Multiple rolls have shorter pieces of fabric on them and do not allow nesting and stacking of the fabric to achieve the best yield as is done with one large roll. This results in yardage shortages and requests for additional fabric from the client, which can hold up the order. For each roll that is sent, one yard needs to be added and needs to be added to one of the rolls, not separately.

Fabric Disclaimer

Fabric will be applied as swatched by the fabric manufacturer. Fabric that is required to be applied differently than is swatched will need a Modified Product Request written specifying the direction the fabric is to be applied.

FINISH INFORMATION

Color Match

KI offers the additional option of color matching paint, polypropylene, or wood stain through Product Modification Requests. Contact Service for details.

INFORMATION

Warranty

Refer to KI Terms & Conditions document or visit ki.com



Wood Finish - Core		Surface Finish - Laminate	
Cherry Storm on Beech	BCX	Belair	LBQ
Cinnamon on Beech	BCN	Biltmore Cherry	LBT
Cocoa on Beech	BCA	Black	LBK
Eclipse Black on Beech	BEB	Brighton Walnut	LBW
Florence Walnut on Beech	BFC	Canyon Zephyr	LCA
Kensington Maple on Maple	MMA	Castle Oak	LCO
Monticello Maple on Beech	BMT	Casual Linen	LCU
Natural on Beech	BNA	Cherry Storm	LCX
River Cherry on Beech	BRY	Classic Linen	LCI
Kensington Maple requires an upcharge.		Cloud Zephyr	LCL
		Cocobala	LCC
		Crisp Linen	LRI
		Desert Zephyr	LDZ
Veneer Wood Finish - Core			
Cherry Storm on Beech	BCX2	Dove Grey	LDG
Cinnamon on Beech	BCN2	Fired Steel	LIL
Cocoa on Beech	BCA2	Flax Linen	LXF
Eclipse Black on Beech	BEB2	Florence Walnut	LFC
Kensington Maple on Maple	MMA2	Forged Steel	LOL
Monticello Maple on Beech	BMT2	Friston Ash	LFH
Natural on Beech	BNA2	Frosty White	LFW
River Cherry on Beech	BRY2	Graphite Nebula	LGN
Drawer Pull Color		Grey	LGE
Blue Grey	PLBG	High Rise	LHE
Gloss Black (standard)	PLBK	Hollyberry	LHY
Sand	PLSD	Irish Linen	LIH
Warm Grey	PLWG	Island	LID
		Italian Silver Ash	LIT
		Kensington Maple	LKM
		Lapis Blue	LLB
		Markerboard White	LMK
		Misted Zephyr	LMR
		Monticello Maple	LMT
		Nickel Evolv	LVN
		North Sea	LNA
		Ocean	LON
		Pearl Bisque	LPB
		Pearl Silver	LPS
		Pressed Linen	LPR
		River Cherry	LRY
		Rugged Linen	LRG
		Satin Stainless	LSS
		Shadow Zephyr	LSR
		Silicon evolv	LSV
		Sterling Ash	LAZ
		Tailored Linen	LTL
		Titanium evolv	LTV
		White Nebula	LWL
		White Sand	LWN
		Windsor Mahogany	LWY

Finish Cards

View color swatches for items listed within this document.

Paints

Wood/Veneer

Molded Edges

Hard Plastics



Plastics/Poly

Laminates

Edge Styles

Glass

Certain options referenced may not be available on GSA Schedule.

			MODEL NUMBER																						
			Basic Model	Non-Contrast or Fabric Contrast 1	Fabric Contrast 2	Pull Color	Arm Cap	Wood Finish	Fire Code	Moisture Barrier															
MODEL	Features										Approx. Packaged Weight	Grade C.O.M.	Grade C	Grade D	Grade E & C.O.L.	Grade F	Grade G	Grade H	Grade I	Grade J	Grade K	Grade L Leather	Grade M Leather	TB133 add to list price	Moisture Barrier add to list price
	Lounge Sleeper - No Arm <ul style="list-style-type: none">Non-contrast C.O.M = 6.75 yd1 = Seat and back/sleep surface (Fabric Contrast 1) C.O.M. = 3.75 yd2 = Arms and frame (Fabric Contrast 2) C.O.M. = 3.5 yd	Non-contrast	SLS/NC	□□□□		□□□□			□□□	□□□	195.0#	\$ 4389	\$ 4744	\$ 4837	\$ 4953	\$ 5026	\$ 5180	\$ 5326	\$ 5514	\$ 5893	\$ 6268	\$ 6648	\$ 7399	\$ 513	\$ 188
		Contrast	SLS/FC	□□□□	□□□□	□□□□			□□□	□□□	195.0#	4469	4821	4916	5029	5107	5257	5408	5593	5970	6348	6725	7478	513	188
SOLLS																									
	Lounge Sleeper - Closed Arm <ul style="list-style-type: none">Non-contrast C.O.M = 8.75 yd1 = Seat and back/sleep surface (Fabric Contrast 1) C.O.M. = 3.75 yd2 = Arms and frame (Fabric Contrast 2) C.O.M. = 5 yd	Non-contrast	SLSP/NC	□□□□		□□□□	□□□	□□□	□□□	□□□	220.0#	\$ 5504	\$ 5939	\$ 6053	\$ 6194	\$ 6286	\$ 6472	\$ 6655	\$ 6884	\$ 7343	\$ 7803	\$ 8266	\$ 9190	\$ 585	\$ 188
		Contrast	SLSP/FC	□□□□	□□□□	□□□□	□□□	□□□	□□□	□□□	220.0#	5586	6018	6131	6270	6365	6548	6733	6960	7425	7880	8344	9266	585	188
SOLLS																									
SORP	Lounge Sleeper Replacement Seat & Back Cushions <ul style="list-style-type: none">Non-contrast C.O.M = 3.75 yd	No arm	SLSC	□□□□					□□□	□□□	25.0#	\$ 994	\$ 1130	\$ 1237	\$ 1357	\$ 1454	\$ 1619	\$ 1780	\$ 2118	\$ 2530	\$ 2954	\$ 3369	\$ 4710	\$ 205	\$ 2456
		Closed arm	SLSPC	□□□□					□□□	□□□	25.0#	994	1130	1237	1357	1454	1619	1780	2118	2530	2954	3369	4710	205	2456
			A	B	C	D	E	F	G	H															

HOW TO ORDER

Indicate the following information on order form:

- Quantity of each item.
- Model number, including options. See “How To Build a Model Number”.
- Any special service required.

Note:

- The ☐ indicates that a choice is required.
- The absence of the ☐ indicates that no choice is required.
- Alpha-numeric characters in place of ☐ indicate that no other alternatives are available.

HOW TO BUILD A MODEL NUMBER

- A**Select basic model.
- B**Select non-contrast or fabric contrast 1. Refer to ki.com/fabrics
- C**Select fabric contrast 2. Refer to ki.com/fabrics
- D**Select pull handle color. Refer to the **Product Color Options** page in this price list.
- E**Select arm option.

WAC

- Wood armcaps (pair)

PAC

- Black poly (pair); add \$243
- F**Select wood finish color. * Refer to the **Product Color Options** page in this price list. *For Kensington Maple add upcharge.
- G**Select fire code.

NFR

- Compliance to TB 117-2013

- FR** - Compliance to TB 133 See pricing column for TB133 upcharge.
- H**Select moisture barrier.

NMB

- No moisture barrier

MB

- Moisture barrier

See pricing column for moisture barrier upcharge.

KENSINGTON MAPLE UPCHARGE

Kensington Maple requires extended leadtimes.	
Model	
SLS/NC	\$64
SLS/FC	\$64
SLSS/LFS/NC	\$64
SLSS/RGS/NC	\$64
SLSS/DS/NC	\$64
SLSS/LFS/FC	\$64
SLSS/RFS/FC	\$64
SLSS/DS/FC	\$64
SLSP/NC	\$52
SLSP/FC	\$52
SLSSP/LFS/NC	\$52
SLSSP/RFS/NC	\$52
SLSSP/DS/NC	\$52
SLSSP/LFS/FC	\$52
SLSSP/RFS/FC	\$52
SLSSP/DS/FC	\$52

INFORMATION

- C.O.M. Requirements**

C.O.M. yardage requirements listed above are based on plain goods 54” wide. If less than 54” wide or fabrics requiring matching (stripes, plaids, prints, large patterns), additional yardage will be needed. Consult C.O.M. matrix on the Ordering C.O.M. and C.O.L. page for additional yardage needed. For C.O.M. fabric sent to KI-High Point on multiple rolls, add an additional yard of fabric per roll to the yardage requirements.
- C.O.L. Requirements**

Figure 18 sq. ft. of leather (C.O.L.) for each yard shown (i.e., 4.75 x 18 = 85.5 sq. ft.).
- Contrasting Upholstery**

When contrasting fabric is chosen, price at highest in-grade.
- Minimum Fabric/Leather Quantity**

Minimum order for fabric is 1 yard. Minimum order for leather is 1 hide (approximately 50 sq. ft).

SPECIAL SERVICES

- Special Carton Marking**

With specially marked information N/C
- Shipping**

Ships **assembled, FOB High Point, NC 27263, freight prepaid.** Freight class 125.
- Specifications and prices are subject to change without prior notice.



			MODEL NUMBER																					
			Basic Model	Non-Contrast or Fabric Contrast 1	Fabric Contrast 2	Pull Color	Wood Finish	Fire Code	Moisture Barrier															
MODEL	Features									Approx. Packaged Weight	Grade C.O.M.	Grade C	Grade D	Grade E & C.O.L.	Grade F	Grade G	Grade H	Grade I	Grade J	Grade K	Grade L Leather	Grade M Leather	TB133 add to list price	Moisture Barrier add to list price
	Loveseat Sleeper (Armless) - LFS (Open, Left Side Facing)	Non-contrast	SLSS/LFS/NC	□□□□		□□□□	□□□	□□□	□□□	250.0#	\$ 6128	\$ 6748	\$ 6908	\$ 7108	\$ 7238	\$ 7506	\$ 7761	\$ 8093	\$ 8747	\$ 9400	\$ 10061	\$ 11373	\$ 746	\$ 417
	• Non-contrast C.O.M = 11.75 yd	Contrast	SLSS/LFS/FC	□□□□	□□□□	□□□□	□□□	□□□	□□□	250.0#	6245	6865	7028	7224	7359	7621	7880	8210	8865	9521	10177	11489	746	417
	• 1 = Seat and back (Fabric Contrast 1) C.O.M. = 7.5 yd																							
	• 2 = Arms and frame (Fabric Contrast 2) C.O.M. = 4.25 yd																							
	SOLLS																							
	Loveseat Sleeper (Armless) - RFS (Open, Right Side Facing)	Non-contrast	SLSS/RFS/NC	□□□□		□□□□	□□□	□□□	□□□	250.0#	\$ 6128	\$ 6748	\$ 6908	\$ 7108	\$ 7238	\$ 7506	\$ 7761	\$ 8093	\$ 8747	\$ 9400	\$ 10061	\$ 11373	\$ 746	\$ 417
	• Non-contrast C.O.M = 11.75 yd	Contrast	SLSS/RFS/FC	□□□□	□□□□	□□□□	□□□	□□□	□□□	250.0#	6245	6865	7028	7224	7359	7621	7880	8210	8865	9521	10177	11489	746	417
	• 1 = Seat and back (Fabric Contrast 1) C.O.M. = 7.5 yd																							
	• 2 = Arms and frame (Fabric Contrast 2) C.O.M. = 4.25 yd																							
	SOLLS																							
			A	B	C	D	E	F	G															

HOW TO ORDER

Indicate the following information on order form:

- Quantity of each item.
- Model number, including options. See “How To Build a Model Number”.
- Any special service required.

Note:

- The ☐ indicates that a choice is required.
- The absence of the ☐ indicates that no choice is required.
- Alpha-numeric characters in place of ☐ indicate that no other alternatives are available.

HOW TO BUILD A MODEL NUMBER

- A**Select basic model.
- B**Select non-contrast or fabric contrast 1. Refer to [ki.com/fabrics](#)
- C**Select fabric contrast 2. Refer to [ki.com/fabrics](#)
- D**Select pull handle color. Refer to the **Product Color Options** page in this price list.
- E**Select wood finish color.* Refer to the **Product Color Options** page in this price list. *For Kensington Maple add upcharge.
- F**Select fire code.

NFR

- Compliance to TB 117-2013

FR

- Compliance to TB 133

See pricing column for TB133 upcharge.
- G**Select moisture barrier.

NMB

- No moisture barrier

MB

- Moisture barrier

See pricing column for moisture barrier upcharge.

KENSINGTON MAPLE UPCHARGE

Kensington Maple requires extended leadtimes.	
Model	
SLS/NC	\$64
SLS/FC	\$64
SLSS/LFS/NC	\$64
SLSS/RGS/NC	\$64
SLSS/DS/NC	\$64
SLSS/LFS/FC	\$64
SLSS/RFS/FC	\$64
SLSS/DS/FC	\$64
SLSP/NC	\$52
SLSP/FC	\$52
SLSSP/LFS/NC	\$52
SLSSP/RFS/NC	\$52
SLSSP/DS/NC	\$52
SLSSP/LFS/FC	\$52
SLSSP/RFS/FC	\$52
SLSSP/DS/FC	\$52

INFORMATION

- C.O.M. Requirements**
C.O.M. yardage requirements listed above are based on plain goods 54” wide. If less than 54” wide or fabrics requiring matching (stripes, plaids, prints, large patterns), additional yardage will be needed. Consult C.O.M. matrix on the Ordering C.O.M. and C.O.L. page for additional yardage needed. For C.O.M. fabric sent to KI-High Point on multiple rolls, add an additional yard of fabric per roll to the yardage requirements.
- C.O.L. Requirements**
Figure 18 sq. ft. of leather (C.O.L.) for each yard shown (i.e., 4.75 x 18 = 85.5 sq. ft.).
- Contrasting Upholstery**
When contrasting fabric is chosen, price at highest in-grade.
- Minimum Fabric/Leather Quantity**
Minimum order for fabric is 1 yard. Minimum order for leather is 1 hide (approximately 50 sq. ft).

SPECIAL SERVICES

- Special Carton Marking**
With specially marked information N/C
- Shipping**
Ships **assembled, FOB High Point, NC 27263, freight prepaid.** Freight class 125.
- Specifications and prices are subject to change without prior notice.



		MODEL NUMBER																						
		Basic Model	Non-Contrast or Fabric Contrast 1	Fabric Contrast 2	Pull Color	Arm Cap	Wood Finish	Fire Code	Moisture Barrier	Approx. Packaged Weight	Grade C.O.M.	Grade C	Grade D	Grade E & C.O.L.	Grade F	Grade G	Grade H	Grade I	Grade J	Grade K	Grade L Leather	Grade M Leather	TB133 add to list price	Moisture Barrier add to list price
 SOLLS Loveseat Sleeper (Closed Arm) - LFS (Open, Left Side Facing) <ul style="list-style-type: none">Non-contrast C.O.M = 11.75 yd1 = Seat and back (Fabric Contrast 1) C.O.M. = 7.5 yd2 = Arms and frame (Fabric Contrast 2) C.O.M. = 5.5 yd	Non-contrast	SLSSP/LFS/NC	□□□□		□□□□	□□□	□□□	□□□	□□□	270.0#	\$ 6782	\$ 7400	\$ 7566	\$ 7760	\$ 7898	\$ 8158	\$ 8421	\$ 8747	\$ 9400	\$ 10061	\$ 10714	\$ 12028	\$ 746	\$ 417
	Contrast	SLSSP/LFS/FC	□□□□	□□□□	□□□□	□□□	□□□	□□□	□□□	270.0#	6899	7519	7680	7879	8016	8275	8537	8865	9521	10177	10832	12148	746	417
 SOLLS Loveseat Sleeper (Closed Arm) - RFS (Open, Right Side Facing) <ul style="list-style-type: none">Non-contrast C.O.M = 11.75 yd1 = Seat and back (Fabric Contrast 1) C.O.M. = 7.5 yd2 = Arms and frame (Fabric Contrast 2) C.O.M. = 5.5 yd	Non-contrast	SLSSP/RFS/NC	□□□□		□□□□	□□□	□□□	□□□	□□□	270.0#	\$ 6782	\$ 7400	\$ 7566	\$ 7760	\$ 7898	\$ 8158	\$ 8421	\$ 8747	\$ 9400	\$ 10061	\$ 10714	\$ 12028	\$ 746	\$ 417
	Contrast	SLSSP/RFS/FC	□□□□	□□□□	□□□□	□□□	□□□	□□□	□□□	270.0#	6899	7519	7680	7879	8016	8275	8537	8865	9521	10177	10832	12148	746	417

A

B

C

D

E

F

G

H

A

B

C

D

E

F

G

H

HOW TO ORDER

- Indicate the following information on order form:
- Quantity of each item.
 - Model number, including options. See “How To Build a Model Number”.
 - Any special service required.

Note:

- The ☐ indicates that a choice is required.
- The absence of the ☐ indicates that no choice is required.
- Alpha-numeric characters in place of ☐ indicate that no other alternatives are available.

HOW TO BUILD A MODEL NUMBER

- A**Select basic model.
- B**Select non-contrast or fabric contrast 1. Refer to [ki.com/fabrics](#)
- C**Select fabric contrast 2. Refer to [ki.com/fabrics](#)
- D**Select pull handle color. Refer to the **Product Color Options** page in this price list.
- E**Select arm option.
- | | |
|------------|--------------------------------|
| WAC | - Wood armcaps (pair) |
| PAC | - Black poly (pair); add \$243 |
- F**Select wood finish color. * Refer to the **Product Color Options** page in this price list. *For Kensington Maple add upcharge.

- G**Select fire code.
- | | |
|------------|-----------------------------|
| NFR | - Compliance to TB 117-2013 |
| FR | - Compliance to TB 133 |
- See pricing column for TB133 upcharge.
- H**Select moisture barrier.
- | | |
|------------|-----------------------|
| NMB | - No moisture barrier |
| MB | - Moisture barrier |
- See pricing column for moisture barrier upcharge.

KENSINGTON MAPLE UPCHARGE

Kensington Maple requires extended leadtimes.	
Model	
SLS/NC	\$64
SLS/FC	\$64
SLSS/LFS/NC	\$64
SLSS/RGS/NC	\$64
SLSS/DS/NC	\$64
SLSS/LFS/FC	\$64
SLSS/RFS/FC	\$64
SLSS/DS/FC	\$64
SLSP/NC	\$52
SLSP/FC	\$52
SLSSP/LFS/NC	\$52
SLSSP/RFS/NC	\$52
SLSSP/DS/NC	\$52
SLSSP/LFS/FC	\$52
SLSSP/RFS/FC	\$52
SLSSP/DS/FC	\$52

INFORMATION

- C.O.M. Requirements**
C.O.M. yardage requirements listed above are based on plain goods 54” wide. If less than 54” wide or fabrics requiring matching (stripes, plaids, prints, large patterns), additional yardage will be needed. Consult C.O.M. matrix on the Ordering C.O.M. and C.O.L. page for additional yardage needed. For C.O.M. fabric sent to KI-High Point on multiple rolls, add an additional yard of fabric per roll to the yardage requirements.
- C.O.L. Requirements**
Figure 18 sq. ft. of leather (C.O.L.) for each yard shown (i.e., 4.75 x 18 = 85.5 sq. ft.).
- Contrasting Upholstery**
When contrasting fabric is chosen, price at highest in-grade.
- Minimum Fabric/Leather Quantity**
Minimum order for fabric is 1 yard. Minimum order for leather is 1 hide (approximately 50 sq. ft).

- Moisture Barrier**
Moisture barrier is applied underneath the fabric cover as a means of protecting the foam. Not available with TB133.
- California TB133 Fire Safety Code**
For California Technical Bulletin 133 compliant models, a Product Modification Request in required. Contact Customer Service for details.
- Construction**
Seat and back frame constructed of welded structural steel. Arms constructed from kiln-dried hardwood. Arms are not field replaceable. Cushions constructed of multiple densities of polyurethane foam. Storage box constructed of laminated plywood, black paint standard.
- Option**
Casters Are NOT available on SLSS loveseat sleeper. Wood legs are standard.
- SPECIAL SERVICES**
- Special Carton Marking**
- | | |
|-----------------------------------|-----|
| With specially marked information | N/C |
|-----------------------------------|-----|
- Shipping**
Ships **assembled, FOB High Point, NC 27263, freight prepaid.** Freight class 125.
- Specifications and prices are subject to change without prior notice.

[illegible]

Indicate the following information on order form:

1. Quantity of each item.
2. Model number, including options. See "How To Build a Model Number".
3. Any special service required.

- The absence of the ☐ indicates that no choice is required.
- Alpha-numeric characters in place of ☐ indicate that no other alternatives are available.

A Select basic model.

B Select non-contrast or fabric contrast 1.
Refer to [ki.com/fabrics](https://www.ki.com/fabrics)

D Select pull handle color.
Refer to the **Product Color Options** page in this price list.

F Select wood finish color.*
Refer to the **Product Color Options** page in this price list.
*For Kensington Maple add upcharge.

H Select moisture barrier.

NMB	- No moisture barrier
MB	- Moisture barrier

See pricing column for moisture barrier upcharge.

Kensington Maple requires extended leadtimes.

SLS/NC	\$64
SLS/FC	\$64
SLSS/LFS/NC	\$64
SLSS/RGS/NC	\$64
SLSS/DS/NC	\$64
SLSS/LFS/FC	\$64
SLSS/RFS/FC	\$64
SLSS/DS/FC	\$64

SLSP/NC	\$52
SLSP/FC	\$52
SLSSP/LFS/NC	\$52
SLSSP/RFS/NC	\$52
SLSSP/DS/NC	\$52
SLSSP/LFS/FC	\$52
SLSSP/RFS/FC	\$52
SLSSP/DS/FC	\$52

C.O.M. Requirements

C.O.M. yardage requirements listed above are based on plain goods 54" wide. If less than 54" wide or fabrics requiring matching (stripes, plaids, prints, large patterns), additional yardage will be needed. Consult C.O.M. matrix on the Ordering C.O.M. and C.O.L. page for additional yardage needed. For C.O.M. fabric sent to KI-High Point on multiple rolls, add an additional yard of fabric per roll to the yardage requirements.

C.O.L. Requirements

Figure 18 sq. ft. of leather (C.O.L.) for each yard shown (i.e., $4.75 \times 18 = 85.5$ sq. ft.).

Contrasting Upholstery

When contrasting fabric is chosen, price at highest in-grade.

Minimum Fabric/Leather Quantity

Minimum order for fabric is 1 yard. Minimum order for leather is 1 hide (approximately 50 sq. ft).

Moisture Barrier

Moisture barrier is applied underneath the fabric cover as a means of protecting the foam. Not available with TB133.

California TB133 Fire Safety Code

For California Technical Bulletin 133 compliant models, a Product Modification Request is required. Contact Customer Service for details.

Construction

Seat and back frame constructed of welded structural steel. Arms constructed from kiln-dried hardwood. Arms are not field replaceable. Cushions constructed of multiple densities of polyurethane foam. Storage box constructed of laminated plywood, black paint standard.

Option

Casters Are NOT available on SLSS loveseat sleeper. Wood legs are standard.

SPECIAL SERVICES

Special Carton Marking

With specially marked information N/C

Shipping

Ships assembled, FOB High Point, NC 27263, freight prepaid. Freight class 125.

Specifications and prices are subject to change without prior notice.



			MODEL NUMBER																					
			Basic Model	Non-Contrast or Fabric Contrast 1	Fire Code	Moisture Barrier																		
MODEL		Features					Approx. Packaged Weight	Delivered Pricing		Grade C.O.M.	Grade C	Grade D	Grade E & C.O.L.	Grade F	Grade G	Grade H	Grade I	Grade J	Grade K	Grade L Leather	Grade M Leather	TB133 add to list price	Moisture Barrier add to list price	
SORP	Loveseat Sleeper Replacement Seat & Back Cushions - LFS <ul style="list-style-type: none">Non-contrast C.O.M = 3.75 ydOpen, left side facing	No arm	SLSSC/LFS	□□□□	□□□	□□□	25.0#	N/A		\$ 1197	\$ 1227	\$ 1288	\$ 1371	\$ 1411	\$ 1507	\$ 1605	\$ 1726	\$ 1967	\$ 2204	\$ 2448	\$ 2937	\$ 181	\$ 115	
		Closed arm	SLSSPC/LFS	□□□□	□□□	□□□	25.0#	N/A		1197	1227	1288	1371	1411	1507	1605	1726	1967	2204	2448	2937	181	115	
SORP	Loveseat Sleeper Replacement Seat & Back Cushions - RFS <ul style="list-style-type: none">Non-contrast C.O.M = 3.75 ydOpen, right side facing	No arm	SLSSC/RFS	□□□□	□□□	□□□	25.0#	N/A		\$ 1197	\$ 1227	\$ 1288	\$ 1371	\$ 1411	\$ 1507	\$ 1605	\$ 1726	\$ 1967	\$ 2204	\$ 2448	\$ 2937	\$ 181	\$ 115	
		Closed arm	SLSSPC/RFS	□□□□	□□□	□□□	25.0#	N/A		1197	1227	1288	1371	1411	1507	1605	1726	1967	2204	2448	2937	181	115	
SORP	Loveseat Sleeper Replacement Seat & Back Cushions - DS <ul style="list-style-type: none">Non-contrast C.O.M = 7.5 ydOpen, both sides facing	No arm	SLSSC/DS	□□□□	□□□	□□□	50.0#	N/A		\$ 2393	\$ 2454	\$ 2582	\$ 2725	\$ 2825	\$ 3019	\$ 3208	\$ 3451	\$ 3933	\$ 4410	\$ 4897	\$ 5864	\$ 329	\$ 212	
		Closed arm	SLSSPC/DS	□□□□	□□□	□□□	50.0#	N/A		2393	2454	2582	2725	2825	3019	3208	3451	3933	4410	4897	5864	329	212	
HRDPT	Replacement Med Caster Kit Includes: <ul style="list-style-type: none">(2) Med caster locking casters(2) Med caster non-locking casters(8) Hex nuts, (4) lock washers(1) Small tube of Loc-Tite		RETRO.MEDCASTER				7.0#	\$ 324														N/A	N/A	
			A	B	C	D																		

HOW TO ORDER

Indicate the following information on order form:

- Quantity of each item.
- Model number, including options. See “How To Build a Model Number”.
- Any special service required.

Note:

- The ☐ indicates that a choice is required.
- The absence of the ☐ indicates that no choice is required.
- Alpha-numeric characters in place of ☐ indicate that no other alternatives are available.

HOW TO BUILD A MODEL NUMBER

- A**Select basic model.
- B**Select non-contrast or fabric contrast 1. Refer to [ki.com/fabrics](https://www.ki.com/fabrics)
- C**Select fire code.

NFR

- Compliance to TB 117-2013

FR

- Compliance to TB 133

See pricing column for TB133 upcharge.
- D**Select moisture barrier.

NMB

- No moisture barrier

MB

- Moisture barrier

See pricing column for moisture barrier upcharge.

INFORMATION

C.O.M. Requirements
C.O.M. yardage requirements listed above are based on plain goods 54” wide. If less than 54” wide or fabrics requiring matching (stripes, plaids, prints, large patterns), additional yardage will be needed. Consult C.O.M. matrix on the Ordering C.O.M. and C.O.L. page for additional yardage needed. For C.O.M. fabric sent to KI-High Point on multiple rolls, add an additional yard of fabric per roll to the yardage requirements.

C.O.L. Requirements
Figure 18 sq. ft. of leather (C.O.L.) for each yard shown (i.e., 4.75 x 18 = 85.5 sq. ft.).

Moisture Barrier
Moisture barrier is applied underneath the fabric cover as a means of protecting the foam. Not available with TB133.

California TB133 Fire Safety Code
For California Technical Bulletin 133 compliant models, a Product Modification Request is required. Contact Customer Service for details.

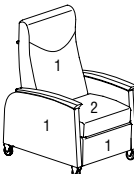
SPECIAL SERVICES

Special Carton Marking
With specially marked information N/C

Shipping
Ships **knocked down, FOB High Point, NC 27263, freight prepaid.** Freight class 125.

Specifications and prices are subject to change without prior notice.



			MODEL NUMBER																						
			Basic Model	Non-Contrast or Fabric Contrast 1	Fabric Contrast 2	I.V. Pole	Catheter Attach-ment	Magazine Rack	Arm Cap	Wood Finish															
MODEL	Features									Approx. Packaged Weight	Grade C.O.M.	Grade C	Grade D	Grade E & C.O.L.	Grade F	Grade G	Grade H	Grade I	Grade J	Grade K	Grade L Leather	Grade M Leather	TB133 add to list price	Moisture Barrier add to list price	
	Recliner (Closed Arm)	Non-contrast	SR/NC	□□□□		□□□□	□□□	□□□	□□□	113.0#	\$ 4115	\$ 4172	\$ 4261	\$ 4373	\$ 4443	\$ 4587	\$ 4733	\$ 4917	\$ 5283	\$ 5645	\$ 6008	\$ 6736	\$ 424	\$ 201	
	• Non-contrast C.O.M = 5.5 yd	Contrast	SR/FC	□□□□	□□□□	□□□□	□□□	□□□	□□□	113.0#	4235	4288	4379	4488	4561	4708	4851	5033	5398	5765	6128	6856	424	201	
	• 1 = Back and arms (Fabric Contrast 1) C.O.M. = 4.5 yd																								
	• 2 = Seat (Fabric Contrast 2) C.O.M. = 1.5 yd																								

	• Optional magazine rack (Fabric Contrast 1) C.O.M. = .5 yd																								
			A	B	C	D	E	F	G	H															

SORL

HOW TO ORDER

Indicate the following information on order form:

- Quantity of each item.
- Model number, including options. See “How To Build a Model Number”.
- Any special service required.

Note:

- The ☐ indicates that a choice is required.
- The absence of the ☐ indicates that no choice is required.
- Alpha-numeric characters in place of ☐ indicate that no other alternatives are available.

HOW TO BUILD A MODEL NUMBER

- A**Select basic model.
- B**Select non-contrast or fabric contrast 1. Refer to [ki.com/fabrics](#)
- C**Select fabric contrast 2. Refer to [ki.com/fabrics](#)
- D**Select I.V. pole (facing).

NS

- No pole

LFFIV

- Left facing front; add \$417

LRFIV

- Left facing rear; add \$417

RFIV

- Right facing front; add \$417

RRFIV

- Right facing rear; add \$417
- E**Select catheter bag attachment. (specified facing chair)

NCA

- No catheter attachment

LFCA

- Left facing front; add \$67

LRCA

- Left facing rear; add \$67

RFCA

- Right facing front; add \$67

RRCA

- Right facing rear; add \$67
- If optional I.V. pole is specified, catheter attach-

ment can not be specified in the same location.

- F**Select magazine rack.

NMR

- No rack

LFM

- Left side rack; add \$279

RFM

- Right side rack; add \$279

Magazine rack fabric will match arm fabric selection
- G**Select arm option.

WAC

- Wood armcaps (pair)

PAC

- Black poly (pair); add \$243
- H**Select wood finish color.* Refer to the **Product Color Options** page in this price list.
*For Kensington Maple add upcharge.

INFORMATION

Moisture Barrier \$201
TB133 \$424

Options
Additional options may be ordered. Add /xx to the end of the model number and upcharge.

Trendelenberg
/TM and \$233

Kensington Maple Upcharge
Kensington Maple requires extended leadtimes. Model Soltice® Recliners \$15

C.O.M. Requirements
C.O.M. yardage requirements listed above are based on plain goods 54” wide. If less than 54” wide or fabrics requiring matching (stripes, plaids, prints, large patterns), additional yardage will be needed. Consult C.O.M. matrix on the Ordering

C.O.M. and C.O.L. page for additional yardage needed. For C.O.M. fabric sent to KI-High Point on multiple rolls, add an additional yard of fabric per roll to the yardage requirements.

C.O.L. Requirements
Figure 18 sq. ft. of leather (C.O.L.) for each yard shown (i.e., 4.75 x 18 = 85.5 sq. ft.).

Contrasting Upholstery
When contrasting fabric is chosen, price at highest in-grade.

Minimum Fabric/Leather Quantity
Minimum order for fabric is 1 yard. Minimum order for leather is 1 hide (approximately 50 sq. ft).

California TB133 Fire Safety Code
For California Technical Bulletin 133 compliant models, a Product Modification Request is required. Contact Customer Service for details.

Options
SR cannot be manufactured without casters and pushbar.

Pushbar standard.

SPECIAL SERVICES

Special Carton Marking

With specially marked information N/C

Shipping
Ships **assembled, FOB High Point, NC 27263, freight prepaid.** Freight class 250.

Specifications and prices are subject to change without prior notice.

HOW TO ORDER

- The ☐ indicates that a choice is required.
- The absence of the ☐ indicates that no choice is required.
- Alpha-numeric characters in place of ☐ indicate that no other alternatives are available.

HOW TO BUILD A MODEL NUMBER

- | | |
|--|--------------------------------|
| RFCA | - Right facing front; add \$67 |
| RRCA | - Right facing rear; add \$67 |
| If top articulating table is specified, table, I.V. pole and/or catheter bag attachment must all be specified in unique locations. | |
| Select magazine rack. | |
| NMR | - No rack |
| LFM | - Left side rack; add \$279 |
| RFM | - Right side rack; add \$279 |
| Magazine rack fabric will match arm fabric selection | |
| Select arm option. | |
| WAC | - Wood armcaps (pair) |
| PAC | - Black poly (pair); add \$243 |
| Select wood finish color. | |
| Refer to the Product Color Options page in this price list. | |
| *For Kensington Maple add upcharge. | |
| Select laminate color. | |
| Refer to the Product Color Options page in this price list. | |

INFORMATION

Options
Additional options may be ordered.
Add /xx to the end of the model number and
upcharge.

Kensington Maple Upcharge
Kensington Maple requires extended leadtimes.
Model: Soltice® Recliners \$15

C.O.M. Requirements

C.O.M. yardage requirements listed above are based on plain goods 54" wide. If less than 54" wide or fabrics requiring matching (stripes, plaids, prints, large patterns), additional yardage will be needed. Consult C.O.M. matrix on the Ordering C.O.M. and C.O.L. page for additional yardage

needed. For C.O.M. fabric sent to KI-High Point on multiple rolls, add an additional yard of fabric per roll to the yardage requirements.

C.O.L. Requirements

Figure 18 sq. ft. of leather (C.O.L.) for each yard shown (i.e., $4.75 \times 18 = 85.5$ sq. ft.).

Contrasting Upholstery

When contrasting fabric is chosen, price at highest in-grade.

Minimum Fabric/Leather Quantity

Minimum order for fabric is 1 yard. Minimum order for leather is 1 hide (approximately 50 sq. ft).

California TB133 Fire Safety Code
For California Technical Bulletin 133 compliant models, a Product Modification Request is required. Contact Customer Service for details.

Construction

Frame constructed of kiln-dried lumber and laminated hardwood plywood. Exposed wood com-

ponents finished with catalyzed varnish (specify finish when ordering). Tight seat constructed with universal 7.5-gauge sinuous wire springs. Tight back sprung with stretch strap webbing stapled into position. Multiple densities of polyurethane foam covered with a layer of .75 super soft foam. Seats, backs and arms are field replaceable. Mechanism chassis is of 2" x 1" 14-gauge rectangular steel tube frame welded at all member connection and powder coated to seal frame.

Options

SR cannot be manufactured without casters and pushbar.

Pushbar standard.

SPECIAL SERVICES

Special Carton Marking




With specially marked information N/C

Shipping

Ships assembled, FOB High Point, NC 27263, freight prepaid. Freight class 250.

Specifications and prices are subject to change without prior notice.



		Features	MODEL NUMBER																						
			Basic Model	Non-Contrast or Fabric Contrast 1	Fabric Contrast 2	I.V. Pole	Catheter Attach-ment	Magazine Rack	Arm Cap	Wood Finish	Veneer Color	Approx. Packaged Weight	Grade C.O.M.	Grade C	Grade D	Grade E & C.O.L.	Grade F	Grade G	Grade H	Grade I	Grade J	Grade K	Grade L Leather	Grade M Leather	TB133 add to list price
<div>SORL Recliner (w/Veneer Top, Side-Mount- ed Articulating Fold-Down Tablet) - Non-contrast • Non-contrast C.O.M = 5.5 yd</div>	Left facing	SR/NC/LFT/VT	□□□□		□□□□	□□□	□□□	□□□	□□□	□□□	113.0#	\$ 4640	\$ 4702	\$ 4791	\$ 4911	\$ 4982	\$ 5135	\$ 5286	\$ 5476	\$ 5855	\$ 6235	\$ 6614	\$ 7369	\$ 424	\$ 201
	Right facing	SR/NC/RFT/VT	□□□□		□□□□	□□□	□□□	□□□	□□□	□□□	113.0#	4640	4702	4791	4911	4982	5135	5286	5476	5855	6235	6614	7369	424	201
<div> SORL Recliner (w/Veneer Top, Side-Mount- ed Articulating Fold-Down Tablet) - Contrast • 1 = Back and arms (Fabric Contrast 1) C.O.M. = 4.5 yd • 2 = Seat (Fabric Contrast 2) C.O.M. = 1.5 yd • Optional magazine rack (Fabric Contrast 1) C.O.M. = .5 yd</div>	Left facing	SR/FC/LFT/VT	□□□□	□□□□	□□□□	□□□	□□□	□□□	□□□	□□□	113.0#	\$ 4699	\$ 4760	\$ 4847	\$ 4963	\$ 5036	\$ 5185	\$ 5333	\$ 5522	\$ 5893	\$ 6268	\$ 6643	\$ 7391	\$ 424	\$ 201
	Right facing	SR/FC/RFT/VT	□□□□	□□□□	□□□□	□□□	□□□	□□□	□□□	□□□	113.0#	4699	4760	4847	4963	5036	5185	5333	5522	5893	6268	6643	7391	424	201
<div> SORL Recliner (w/Veneer Top, Top-Mount- ed Articulating Revolving Tablet) - Non-contrast • Non-contrast C.O.M = 5.5 yd</div>	Left facing	SR/NC/LFRT/VT	□□□□		□□□□	□□□	□□□	□□□	□□□	□□□	113.0#	\$ 4640	\$ 4702	\$ 4791	\$ 4911	\$ 4982	\$ 5135	\$ 5286	\$ 5476	\$ 5855	\$ 6235	\$ 6614	\$ 7369	\$ 424	\$ 201
	Right facing	SR/NC/RFRT/VT	□□□□		□□□□	□□□	□□□	□□□	□□□	□□□	113.0#	4640	4702	4791	4911	4982	5135	5286	5476	5855	6235	6614	7369	424	201
<div> SORL Recliner (w/Veneer Top, Top-Mount- ed Articulating Revolving Tablet) - Contrast • 1 = Back and arms (Fabric Contrast 1) C.O.M. = 4.5 yd • 2 = Seat (Fabric Contrast 2) C.O.M. = 1.5 yd • Optional magazine rack (Fabric Contrast 1) C.O.M. = .5 yd</div>	Left facing	SR/FC/LFRT/VT	□□□□	□□□□	□□□□	□□□	□□□	□□□	□□□	□□□	113.0#	\$ 4699	\$ 4760	\$ 4847	\$ 4963	\$ 5036	\$ 5185	\$ 5333	\$ 5522	\$ 5893	\$ 6268	\$ 6643	\$ 7391	\$ 424	\$ 201
	Right facing	SR/FC/RFRT/VT	□□□□	□□□□	□□□□	□□□	□□□	□□□	□□□	□□□	113.0#	4699	4760	4847	4963	5036	5185	5333	5522	5893	6268	6643	7391	424	201
			A	B	C	D	E	F	G	H	I														

HOW TO ORDER

- Indicate the following information on order form:
- Quantity of each item.
 - Model number, including options. See “How To Build a Model Number”.
 - Any special service required.

Note: • The ☐ indicates that a choice is required.

• The absence of the ☐ indicates that no choice is required.

• Alpha-numeric characters in place of ☐ indicate that no other alternatives are available.

HOW TO BUILD A MODEL NUMBER

- A**Select basic model.
- B**Select non-contrast or fabric contrast 1. Refer to [ki.com/fabrics](#)
- C**Select fabric contrast 2. Refer to [ki.com/fabrics](#)
- D**Select I.V. pole (facing).
NS - No pole
LFFIV - Left facing front; add \$417
LRFFIV - Left facing rear; add \$417
RFFIV - Right facing front; add \$417
RRFIV - Right facing rear; add \$417
If top articulating table is specified, table, I.V. pole and/or catheter bag attachment must all be specified in unique locations.
- E**Select catheter bag attachment. (specified facing chair)
NCA - No catheter attachment
LFCA - Left facing front; add \$67
LRCA - Left facing rear; add \$67

- RFCA** - Right facing front; add \$67
RRCA - Right facing rear; add \$67
If top articulating table is specified, table, I.V. pole and/or catheter bag attachment must all be specified in unique locations.
- F**Select magazine rack.
NMR - No rack
LFM - Left side rack; add \$279
RFM - Right side rack; add \$279
Magazine rack fabric will match arm fabric selection
- G**Select arm option.
WAC - Wood armcaps (pair)
PAC - Black poly (pair); add \$243
- H**Select wood finish color.* Refer to the **Product Color Options** page in this price list.
*For Kensington Maple add upcharge.
- I**Select veneer color. Refer to the **Product Color Options** page in this price list.

INFORMATION

Moisture Barrier \$201
TB133 \$424

Options
Additional options may be ordered. Add /xx to the end of the model number and upcharge.

Trendelenberg
/TM and \$233

Kensington Maple Upcharge
Kensington Maple requires extended leadtimes. Model: Soltice® Recliners \$15

C.O.M. Requirements
C.O.M. yardage requirements listed above are based on plain goods 54” wide. If less than 54” wide or fabrics requiring matching (stripes, plaids, prints, large patterns), additional yardage will be needed. Consult C.O.M. matrix on the Ordering C.O.M. and C.O.L. page for additional yardage

needed. For C.O.M. fabric sent to KI-High Point on multiple rolls, add an additional yard of fabric per roll to the yardage requirements.

C.O.L. Requirements
Figure 18 sq. ft. of leather (C.O.L.) for each yard shown (i.e., 4.75 x 18 = 85.5 sq. ft.).

Contrasting Upholstery
When contrasting fabric is chosen, price at highest in-grade.

Minimum Fabric/Leather Quantity
Minimum order for fabric is 1 yard. Minimum order for leather is 1 hide (approximately 50 sq. ft).

California TB133 Fire Safety Code
For California Technical Bulletin 133 compliant models, a Product Modification Request in required. Contact Customer Service for details.

Construction
Frame constructed of kiln-dried lumber and laminated hardwood plywood. Exposed wood com-

ponents finished with catalyzed varnish (specify finish when ordering). Tight seat constructed with universal 7.5-gauge sinuous wire springs. Tight back sprung with stretch strap webbing stapled into position. Multiple densities of polyurethane foam covered with a layer of .75 super soft foam. Seats, backs and arms are field replaceable. Mechanism chassis is of 2” x 1” 14-gauge rectangular steel tube frame welded at all member connection and powder coated to seal frame.

Options
SR cannot be manufactured without casters and pushbar.

Pushbar standard.

SPECIAL SERVICES

Special Carton Marking
With specially marked information N/C

Shipping
Ships assembled, FOB High Point, NC 27263, freight prepaid. Freight class 250.

Specifications and prices are subject to change without prior notice.



		MODEL NUMBER																			
		Basic Model	Non-Contrast or Fabric Contrast 1	Arm Cap	Wood Finish	Approx. Packaged Weight	Delivered Pricing	Grade C.O.M.	Grade C	Grade D	Grade E & C.O.L.	Grade F	Grade G	Grade H	Grade I	Grade J	Grade K	Grade L Leather	Grade M Leather	TB133 add to list price	Moisture Barrier add to list price
MODEL																					
SORP	Replacement Back • Non-contrast C.O.M = 2 yd	SRRBK	□□□□			8.0#	N/A	\$ 1235	\$ 1256	\$ 1288	\$ 1329	\$ 1354	\$ 1409	\$ 1460	\$ 1529	\$ 1660	\$ 1793	\$ 1924	\$ 2191	\$ 185	\$ 152
SORP	Replacement Seat Cover Only • Non-contrast C.O.M = 1.5 yd • Uph. cover	SRRSC	□□□□			2.0#	N/A	\$ 557	\$ 572	\$ 596	\$ 630	\$ 646	\$ 685	\$ 726	\$ 776	\$ 876	\$ 972	\$ 1075	\$ 1271	\$ 152	\$ 127
SORP	Replacement Arm • Non-contrast C.O.M = 2.5 yd • Includes armcap	SRRCA/LF	□□□□	□□□	□□□	12.0#	N/A	\$ 864	\$ 887	\$ 930	\$ 977	\$ 1012	\$ 1077	\$ 1146	\$ 1227	\$ 1391	\$ 1558	\$ 1723	\$ 2058	\$ 219	\$ 185
		SRRCA/RF	□□□□	□□□	□□□	12.0#	N/A	864	887	930	977	1012	1077	1146	1227	1391	1558	1723	2058	219	185
SORP	Replacement Arm Caps • Set of 2	SRRAC		□□□	□□□	3.0#	\$ 408													N/A	N/A
SORP	Replacement Footrest • Non-contrast C.O.M = .5 yd • Includes hardware	SRRFT	□□□□			3.0#	N/A	\$ 347	\$ 350	\$ 359	\$ 369	\$ 376	\$ 391	\$ 401	\$ 418	\$ 453	\$ 485	\$ 519	\$ 584	\$ 101	\$ 83
HRDPT	Replacement Med Caster Kit Includes: • (2) Med caster locking casters • (2) Med caster non-locking casters • (8) Hex nuts, (4) lock washers • (1) Small tube of Loc-Tite	RETRO.MEDCASTER				7.0#	\$ 324													N/A	N/A

HOW TO ORDER

Indicate the following information on order form:

- Quantity of each item.
- Model number, including options. See “How To Build a Model Number”.
- Any special service required.

Note:

- The □ indicates that a choice is required.
- The absence of the □ indicates that no choice is required.
- Alpha-numeric characters in place of □ indicate that no other alternatives are available.

HOW TO BUILD A MODEL NUMBER

- A Select basic model.
- B Select non-contrast or fabric contrast 1. Refer to [ki.com/fabrics](#)
- | |
|------------------------------------|
| C Select arm option. |
| WAC - Wood armcaps (pair) |
| PAC - Black poly (pair); add \$243 |
- D Select wood finish color.* Refer to the **Product Color Options** page in this price list.
*For Kensington Maple add upcharge.

KENSINGTON MAPLE UPCHARGE

Kensington Maple requires extended leadtimes.

Model	
SRRCA	\$33 (per arm)
SRRAC	\$33

INFORMATION

C.O.M. Requirements
C.O.M. yardage requirements listed above are based on plain goods 54” wide. If less than 54” wide or fabrics requiring matching (stripes, plaids, prints, large patterns), additional yardage will be needed. Consult C.O.M. matrix on the Ordering C.O.M. and C.O.L. page for additional yardage needed. For C.O.M. fabric sent to KI-High Point on multiple rolls, add an additional yard of fabric per roll to the yardage requirements.

C.O.L. Requirements
Figure 18 sq. ft. of leather (C.O.L.) for each yard shown (i.e., 4.75 x 18 = 85.5 sq. ft.).

Contrasting Upholstery
When contrasting fabric is chosen, price at highest in-grade.

California TB133 Fire Safety Code
For California Technical Bulletin 133 compliant models, a Product Modification Request is required. Contact Customer Service for details.

SPECIAL SERVICES

Special Carton Marking	
With specially marked information	N/C

Shipping
Ships **knocked down, FOB High Point, NC 27263. freight prepaid.** Freight class 70.

Specifications and prices are subject to change without prior notice.

SOBS

Indicate the following information on order form:

1. Quantity of each item.
2. Model number, including options. See "How To Build a Model Number".
3. Any special service required.

- The absence of the ☐ indicates that no choice is required.
- Alpha-numeric characters in place of ☐ indicate that no other alternatives are available.

A Select basic model.

B Select non-contrast or fabric contrast 1.
Refer to ki.com/fabrics

D Select wood finish color.*
Refer to the **Product Color Options** page in this price list.
*For Kensington Maple add upcharge.

F Select fire code.

NFR	- Compliance to TB 117-2013
FR	- Compliance to TB 133

See pricing column for TB133 upcharge.

G Select moisture barrier.

NMB	- No moisture barrier
MB	- Moisture barrier

See pricing column for moisture barrier upcharge.

SOCL/NC	\$239
SOCL/FC	\$239
SPCL/NC	\$55
SPCL/FC	\$55

based on plain goods 54" wide. If less than 54" wide or fabrics requiring matching (stripes, plaids, prints, large patterns), additional yardage will be needed. Consult C.O.M. matrix on the Ordering C.O.M. and C.O.L. page for additional yardage needed. For C.O.M. fabric sent to KI-High Point on multiple rolls, add an additional yard of fabric per roll to the yardage requirements.

Contrasting Upholstery
When contrasting fabric is chosen, price at highest in-grade.

Minimum Fabric/Leather Quantity
Minimum order for fabric is 1 yard. Minimum order for leather is 1 hide (approximately 50 sq. ft.).

Moisture barrier is applied underneath the fabric cover as a means of protecting the foam. Not available with TB133

For California Technical Bulletin 133 compliant models, a Product Modification Request is required. Contact Customer Service for details.

Frame Constructed of kiln-dried lumber and laminated hardwood plywood. Exposed wood components finished with catalyzed varnish (specify finish when ordering). Tight seat constructed with universal 7.5-gauge sinuous wire springs. Tight back sprung with stretch strap webbing stapled into position. Multiple densities of polyurethane foam covered with a layer of .75 super soft foam. Seats, backs and arms are field replaceable.

With specially marked information N/C

Ships assembled unless replacement parts which ship knocked down, FOB High Point, NC 27263, freight prepaid. Freight class 250.

Specifications and prices are subject to change without prior notice.

		MODEL NUMBER																						
		Basic Model	Non-Contrast or Fabric Contrast 1	Wood Finish	Arm Cap	Fire Code	Moisture Barrier																	
MODEL								Approx. Packaged Weight	Delivered Pricing	Grade C.O.M.	Grade C	Grade D	Grade E & C.O.L.	Grade F	Grade G	Grade H	Grade I	Grade J	Grade K	Grade L Leather	Grade M Leather	TB133 add to list price	Moisture Barrier add to list price	
SORP	Replacement Back • Non-contrast C.O.M = 2.25 yd	SRBBK	□□□□			□□□	□□□	25.0#	N/A	\$ 1199	\$ 1215	\$ 1245	\$ 1281	\$ 1302	\$ 1352	\$ 1398	\$ 1459	\$ 1575	\$ 1697	\$ 1819	\$ 2058	\$ 267	\$ 123	
SORP	Replacement Seat (Open Arm) • Non-contrast C.O.M = 2.5 yd	SRBST	□□□□			□□□	□□□	35.0#	N/A	\$ 1407	\$ 1426	\$ 1459	\$ 1497	\$ 1531	\$ 1583	\$ 1637	\$ 1702	\$ 1840	\$ 1977	\$ 2114	\$ 2384	\$ 267	\$ 137	
SORP	Replacement Seat (Closed Arm) • Non-contrast C.O.M = 2 yd	SRBSC	□□□□	□□□		□□□	□□□	35.0#	N/A	\$ 1407	\$ 1426	\$ 1459	\$ 1497	\$ 1531	\$ 1583	\$ 1637	\$ 1702	\$ 1840	\$ 1977	\$ 2114	\$ 2384	\$ 267	\$ 137	
SORP	Replacement Arm (Open Arm) • Includes armcap	SRBOA/LF		□□□	□□□			15.0#	\$ 646													N/A	N/A	
		SRBOA/RF		□□□	□□□			15.0#	646													N/A	N/A	
SORP	Replacement Arm (Closed Arm) • Non-contrast C.O.M = 2.5 yd • Includes armcap	SRBCA/LF	□□□□	□□□	□□□	□□□	□□□	35.0#	N/A	\$ 984	\$ 1008	\$ 1051	\$ 1105	\$ 1138	\$ 1205	\$ 1271	\$ 1358	\$ 1531	\$ 1699	\$ 1870	\$ 2213	\$ 315	\$ 140	
		SRBCA/RF	□□□□	□□□	□□□	□□□	□□□	35.0#	N/A	984	1008	1051	1105	1138	1205	1271	1358	1531	1699	1870	2213	315	140	
SORP	Replacement Armcaps • Set of 2	SRBAC		□□□	□□□			12.0#	\$ 448													N/A	N/A	
		A	B	C	D	E	F																	

HOW TO ORDER

Indicate the following information on order form:

- Quantity of each item.
- Model number, including options. See “How To Build a Model Number”.
- Any special service required.

Note:

- The □ indicates that a choice is required.
- The absence of the □ indicates that no choice is required.
- Alpha-numeric characters in place of □ indicate that no other alternatives are available.

HOW TO BUILD A MODEL NUMBER

- A**Select basic model.
- B**Select non-contrast or fabric contrast 1.
Refer to [ki.com/fabrics](#)
- C**Select wood finish color.*
Refer to the **Product Color Options** page in this price list.
*For Kensington Maple add upcharge.
- D**Select arm option.

WAC - Wood armcaps (pair)
PAC - Black poly (pair); add \$218
- E**Select fire code.

NFR - Compliance to TB 117-2013
FR - Compliance to TB 133
See pricing column for TB133 upcharge.
- F**Select moisture barrier.

NMB - No moisture barrier
MB - Moisture barrier
See pricing column for moisture barrier upcharge.

KENSINGTON MAPLE UPCHARGE

Kensington Maple requires extended leadtimes.

Model	
SRBOA/(FR/LF)	\$63
SRBCA/(RF/LF)	\$14
SRBAC	\$14 (each)

INFORMATION

C.O.M. Requirements
C.O.M. yardage requirements listed above are based on plain goods 54” wide. If less than 54” wide or fabrics requiring matching (stripes, plaids, prints, large patterns), additional yardage will be needed. Consult C.O.M. matrix on the Ordering C.O.M. and C.O.L. page for additional yardage needed. For C.O.M. fabric sent to KI-High Point on multiple rolls, add an additional yard of fabric per roll to the yardage requirements.

C.O.L. Requirements
Figure 18 sq. ft. of leather (C.O.L.) for each yard shown (i.e., 4.75 x 18 = 85.5 sq. ft.).

Contrasting Upholstery
When contrasting fabric is chosen, price at highest in-grade.

Moisture Barrier
Moisture barrier is applied underneath the fabric cover as a means of protecting the foam. Not available with TB133

California TB133 Fire Safety Code
For California Technical Bulletin 133 compliant models, a Product Modification Request in required. Contact Customer Service for details.

SPECIAL SERVICES

Special Carton Marking
With specially marked information N/C

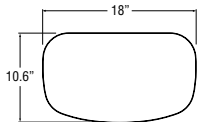
Shipping
Ships **assembled unless replacement parts which ship knocked down, FOB High Point, NC 27263, freight prepaid.** Freight class 70.

Specifications and prices are subject to change without prior notice.

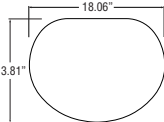


Soltice® 1.5 Recliner

Tablet Arm Options



Top-Mounted Articulating
Revolving Tablet



Side-Mounted Articulating
Fold-Down Tablet



Caster - Locked Position

Dimensions	
Overall width	32-1/8"
Overall depth	35"
Overall height	47"
Seat width	24"
Seat depth	20"
Seat height from floor	20"
Arm height at front of arm (highest point)	27-1/2"

Chair Testing and Loading

The Affina II Recliners have passed all standard ANSI BIFMA tests for seating products, and in addition, the chairs also passed KI's bariatric test battery (see document KI-98829) which allows the chairs to safely accommodate weights of up to 750 pounds.

Field Replaceable Seat, Back, Ottoman and Armcaps

Replacement seats include new foam and upholstery and are Velcro Fastened to the seat. Backs are attached to the frame mechanism with a metal-to-metal hinge connection that allows for easy replacement. Removing two screws at the bottom of the back will allow lifting the entire back off the mechanism. Replacement backs come with complete wood frame, foam and upholstery. Footrest Ottoman replacements are fully upholstered and bolt on to the frame. Armcaps are attached to the arms using compression dowels for easy replacement. For full arm replacement, contact a factory representative.

Wood Arm Caps

Wood arm caps are constructed of 1/2 select hardwood kiln dried to a moisture content of 5% to 7%, fastened to hardwood plywood panels. Joinery utilizes three (3) 1/2" x 1" spring steel dowels, screwed into position on the arm cap. Plywood arm panels are 1/2" thick plywood skins, inside and out. glued and stapled using mortise, butt, and lap joints throughout. Craftboard (.09 thick) is stapled over edges and bottom beneath 1/4" thick soft polyurethane foam padding.

Mechanism and Chair Frame

Rectangular steel tube frame ranging from 14 to 10 guage, is welded, or riveted, at all member connections and fully powder coated to seal frame. Steel frame arm and footrest mounting plates are 14 guage thickness. Frame is bolted to wood arms at 12 locations using 1/4"-20 machine bolts. Back frame is constructed of 1" laminated plywood with solid wood cross rails. Dowel and lap joints are utilized. Seat frame is 5/4 solid maple wood. Mechanism is all steel ranging in guage from 14-11 guage.

Recliner Back and Seat

Back is 1" hardwood plywood (7 ply) utilixing dowel and lap joints. Six (6) 3" woven web straps are stretched and interwoven across the seat and stapled. Sea Board mounts to steel seat frame using two (2) 1/4"-20 machne bolts. Propex woven polypropylene fabric covers the back surface openings. A layer of 1/4" thick soft polyurethane foam padding covers all non-cushioned surfaces.

Polyurethane Foam Cushions

Seat cushion is composed of 2.5 lb. 35 density high resilient polyurethane foam measuring 4" in thickness. A 1" thick slab of 1.5 lb. 14 density foam is laminated to the top and front edge. Back cushion is composed of 2.5 lb. 35 density high resilient polyurethane foam measuring 2" in thickness. A 1" thick slab of 1.5 lb. 14 density foam is laminated to the foam surface.

Upholstery Covers

Traditional upholstery methods are used throughout.

Casters

Four 3" individual locking, swiveling casters are fastened to the four corner of the chair.

Central Locking Caster System

5" sealed, locking casters are activated using a foot lever, and are controlled by a series of steel and cast aluminum linkages inside the chair.

Optional Heat & Massage

Heat & Massage units are installed into the backrest and the seat of the unit. Control functions are performed at a built-in control unit in the right-facing arm. Three temperature levels are available for the heat option: low (37C/99F), medium (38C/101F), and high (39C/102F), with an automatic shut-off after four hours of operation. The vibrating massage modules are built into the backrest of the unit, with the controller managing four modes of operation: low location low vibration, low location high vibration, high location low vibration, and high location high vibration, also with an automatic shut-off after 15 minutes of operation. The entire assembly meets TUV Rheinland and IEC 60601-1 ratings. The powercoard is a 14 AWG, 15-Amp NEMA rated three conducted SJT, with a three-prong grounded plug. A 72" length of exposed power cord extends from the back of the unit and is strain releaf mounted to the rear of the unit. Use of this product is not intended to offer any medical benefits, but rather supports relaxation, comfort, and convenience to the user.

Optional USB Charger (requires Heat & Massage selection)

The USB power module houses one 5V DC USB (type 2.0 and type 3.0 compatible) charging plug-in receptacle with 1-AMP DC total power (no data). The module is installed in the front of the right-side facing arm.

SPECIFICATIONS			UPHOLSTERY INFORMATION			FINISH INFORMATION			INFORMATION		
Complimentary Furniture The following lounge collections offer complimentary furniture that creates continuity and a cohesive look throughout a facility. These complimentary pieces can be found in other sections of the KI price list.			C.O.M. Fabric For C.O.M. fabric sent to KI-High Point on multiple rolls, add an additional yard of fabric per roll to the yardage requirement. Multiple rolls have shorter pieces of fabric on them and do not allow nesting and stacking of the fabric to achieve the best yield as is done with one large roll. This results in yardage shortages and requests for additional fabric from the client, which can delay an order. For each roll that is sent, one yard needs to be added to one of the rolls, not separately.			Color Match KI offers the additional option of color matching paint, polypropylene, or wood stain through Product Modification Requests. Contact Service for detials.			Warranty Refer to KI Terms & Conditions document or visit ki.com		
SOLTICE HEATLHCARE SEATING - Soltice Multiple Seating, Soltice Guest Seating, Soltice Lounge Seating, LaResta Day Bed (FDS/SL).			Fabric Disclaimer Fabric will be applied as swatched by the fabric manufacturer. Fabric that is required to be applied differently than is swatched will need a Modified Product Request written specifying the direction the fabric is to be applied.								



Wood Finish - Core		Orange Grove	LOE
Cherry Storm on Beech	BCX	Pearl Bisque	LPB
Cinnamon on Beech	BCN	Pearl Silver	LPS
Cocoa on Beech	BCA	Pressed Linen	LPR
Eclipse Black on Beech	BEB	River Cherry	LRY
Florence Walnut on Beech	BFC	Rugged Linen	LRG
Kensington Maple on Maple	MMA	Satin Stainless	LSS
Monticello Maple on Beech	BMT	Shadow Zephyr	LSR
Natural on Beech	BNA	Silicon evolv	LSV
River Cherry on Beech	BRY	Sterling Ash	LAZ
Kensington Maple requires an upcharge.		Tailored Linen	LTL
		Titanium evolv	LTV
		White Nebula	LWL
		White Sand	LWN
		Windsor Mahogany	LWY

Veneer Wood Finish - Core	
Cherry Storm on Beech	BCX2
Cinnamon on Beech	BCN2
Cocoa on Beech	BCA2
Eclipse Black on Beech	BEB2
Kensington Maple on Maple	MMA2
Monticello Maple on Beech	BMT2
Natural on Beech	BNA2
River Cherry on Beech	BRY2

Surface Finish - Laminate	
Biltmore Cherry	LBT
Black	LBK
Brighton Walnut	LBW
Canyon Zephyr	LCA
Castle Oak	LCO
Casual Linen	LCU
Cherry Storm	LCX
Classic Linen	LCI
Cloud Zephyr	LCL
Cocobala	LCC
Coffee Bean	LCB
Crisp Linen	LRI
Desert Zephyr	LDZ
Dove Grey	LDG
Fired Steel	LIL
Flax Linen	LXF
Florence Walnut	LFC
Forged Steel	LOL
Frosty White	LFW
Graphite Nebula	LGN
Grey	LGE
High Rise	LHE
Hollyberry	LHY
Irish Linen	LIH
Island	LID
Italian Silver Ash	LIT
Kensington Maple	LKM
Lapis Blue	LLB
Markerboard White	LMK
Misted Zephyr	LMR
Monticello Maple	LMT
Nickel Evolv	LVN
North Sea	LNA
Ocean	LON

Finish Cards

View color swatches for items listed within this document.


- [Paints](#)
- [Plastics/Poly](#)
- [Wood/Veneer](#)
- [Laminates](#)
- [Molded Edges](#)
- [Edge Styles](#)
- [Hard Plastics](#)
- [Glass](#)

Certain options referenced may not be available on GSA Schedule.

Soltice® 1.5 Healthcare
Recliner



Soltice® 1.5 Healthcare
Recliner

		MODEL NUMBER																						
		Basic Model	Non-Contrast or Fabric Contrast 1	Fabric Contrast 2	Heat/ Massage Option	USB Power	I.V. Pole	Catheter Attach- ment	Magazine Pouch	Arm Cap	Wood Finish	Approx. Packaged Weight	Grade C.O.M.	Grade C	Grade D	Grade E & C.O.L.	Grade F	Grade G	Grade H	Grade I	Grade J	Grade K	Grade L Leather	Grade M Leather
	Non-Contrast	SR15/NC	□□□□		□□	□□	□□□	□□□	□□□	□□□	□□□	150.0#	\$ 5060	\$ 5373	\$ 5466	\$ 5571	\$ 5639	\$ 5774	\$ 5912	\$ 6078	\$ 6420	\$ 6759	\$ 7101	\$ 7782
	Contrast	SR15/FC	□□□□	□□□	□□	□□	□□□	□□□	□□□	□□□	□□□	150.0#	5175	5488	5582	5688	5753	5890	6026	6198	6537	6879	7216	7899
SORL2 Recliner (Closed Arm)																								
<ul style="list-style-type: none">• Non-contrast C.O.M = 5.5 yd• 1 = Back and arms (Fabric Contrast 1) C.O.M. = 4.5 yd• 2 = Seat (Fabric Contrast 2) C.O.M. = 1.5 yd																								

<ul style="list-style-type: none">• Optional magazine rack (Fabric Contrast 1) C.O.M. = .5 yd																								
				</																				

SORL2
Recliner (Closed Arm)

- Non-contrast C.O.M = 5.5 yd
- 1 = Back and arms (Fabric Contrast 1) C.O.M. = 4.5 yd
- 2 = Seat (Fabric Contrast 2) C.O.M. = 1.5 yd

- Optional magazine rack (Fabric Contrast 1) C.O.M. = .5 yd

HOW TO ORDER

Indicate the following information on order form:

1. Quantity of each item.
2. Model number, including options. See “How To Build a Model Number”.
3. Any special service required.

Note:

- The ☐ indicates that a choice is required.
- The absence of the ☐ indicates that no choice is required.
- Alpha-numeric characters in place of ☐ indicate that no other alternatives are available.

HOW TO BUILD A MODEL NUMBER

- A**Select basic model.
- B**Select non-contrast or fabric contrast 1. Refer to [ki.com/fabrics](#)
- C**Select fabric contrast 2. Refer to [ki.com/fabrics](#)
- D**Select Heat and Massage option.
NHM - No heat and massage
WHM - With heat and massage (prohibited in San Francisco, CA); add \$1441
- E**Select USB Power option.
NUSB - No USB power
WUSB - With USB power (prohibited in San Francisco, CA) ; add \$275
Only available if Heat and Massage option is selected.
- F**Select I.V. pole (facing).
NS - No pole
LRFIV - Left facing rear; add \$439

- RFFIV** - Right facing front; add \$439
RRFIV - Right facing rear; add \$439
If optional magazine pouch is specified, only Left-facing-rear (LRFIV) or No pole (NS) can be specified.
- G**Select catheter bag attachment hook (facing).
NCA - No catheter attachment
LRCA - Left facing rear; add \$73
RFCA - Right facing front; add \$73
RRCA - Right facing rear; add \$73
If optional I.V. pole is specified, catheter attachment can not be specified in the same location.
- H**Select magazine pouch.
NMR - No magazine pouch
RFP - Right side pouch (requires add'l fabric; matches arm); add \$279
Magazine pouch fabric will match arm fabric selection
- I**Select arm option.
PAC - Black poly (pair); add \$223
WAC - Wood (standard)

- J**Select wood finish color.*
Refer to the **Product Color Options** page in this price list.
*For Kensington Maple add upcharge.

KENSINGTON MAPLE UPCHARGE
Kensington Maple requires extended leadtimes.
Model
Soltice 1.5 Recliner \$14

INFORMATION

Moisture Barrier \$203

C.O.M. Requirements
C.O.M. yardage requirements listed above are based on plain goods 54” wide. If less than 54” wide or fabrics requiring matching (stripes, plaids, prints, large patterns), additional yardage will be needed. Consult C.O.M. matrix on the Ordering C.O.M. and C.O.L. page for additional yardage needed. For C.O.M. fabric sent to KI-High Point on multiple rolls, add an additional yard of fabric per roll to the yardage requirements.

C.O.L. Requirements
Figure 18 sq. ft. of leather (C.O.L.) for each yard shown (i.e., 4.75 x 18 = 85.5 sq. ft.).

Contrasting Upholstery
When contrasting fabric is chosen, price at highest in-grade.

Minimum Fabric/Leather Quantity

Minimum order for fabric is 1 yard. Minimum order for leather is 1 hide (approximately 50 sq. ft.).

Construction
Wood arms and armcaps (field replaceable) constructed of kiln-dried hardwood. Recliner mechanism constructed of flat and tubular steel bolted to wood arms at 16 locations. Ottoman mechanism constructed of 14-gauge steel mounted to chair frame. Back shell is 1” hardwood plywood (7 ply), glued and stapled. Seat shell is 1” hardwood plywood (7 ply). Cushioning of multiple densities of polyurethane foam. Seat and back are field replaceable. Ottoman is field replaceable. Soft touch ottoman release and push/pull handles.

SPECIAL SERVICES

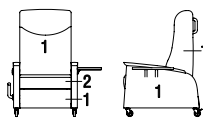
Special Carton Marking

With specially marked information N/C

Shipping
Ships **assembled, FOB High Point, NC 27263, freight prepaid.** Freight class 250.

Specifications and prices are subject to change without prior notice.



		MODEL NUMBER																							
		Basic Model	Non-Cont or Fabric Cont 1	Fabric Cont 2	Heat/ Massage Option	USB Power	I.V. Pole	Cath Attach-ment	Magazine Pouch	Arm Cap	Wood Finish	Laminate Color													
Features													Approx. Packaged Weight	Grade C.O.M.	Grade C	Grade D	Grade E & C.O.L.	Grade F	Grade G	Grade H	Grade I	Grade J	Grade K	Grade L Leather	Grade M Leather
SORL2 Recliner (w/Laminate Top, Side-Mounted Articulating Fold-Down Tablet) - Non-contrast • Non-contrast C.O.M = 5.5 yd	Right facing	SR15/NC/RFT/LT	□□□□		□□	□□	□□□	□□□	□□□	□□□	□□□	□□□	155.0#	\$ 5691	\$ 6006	\$ 6102	\$ 6207	\$ 6272	\$ 6411	\$ 6548	\$ 6718	\$ 7066	\$ 7405	\$ 7734	\$ 8435
<div></div> SORL2 Recliner (w/Laminate Top, Side-Mounted Articulating Fold-Down Tablet) - Contrast • 1 = Back, arms and footrest (Fabric Contrast 1) C.O.M. = 4.5 yd • 2 = Seat (Fabric Contrast 2) C.O.M. = 1.75 yd • Optional magazine rack (Fabric Contrast 1) C.O.M. = .5 yd	Right facing	SR15/FC/RFT/LT	□□□□	□□□	□□	□□	□□□	□□□	□□□	□□□	□□□	□□□	155.0#	\$ 5808	\$ 6125	\$ 6219	\$ 6325	\$ 6393	\$ 6529	\$ 6664	\$ 6851	\$ 7182	\$ 7523	\$ 7868	\$ 8555
		A	B	C	D	E	F	G	H	I	J	K													

HOW TO ORDER

Indicate the following information on order form:

- Quantity of each item.
- Model number, including options. See “How To Build a Model Number”.
- Any special service required.

Note:

- The ☐ indicates that a choice is required.
- The absence of the ☐ indicates that no choice is required.
- Alpha-numeric characters in place of ☐ indicate that no other alternatives are available.

HOW TO BUILD A MODEL NUMBER

- A**Select basic model.
- B**Select non-contrast or fabric contrast 1. Refer to [ki.com/fabrics](#)
- C**Select fabric contrast 2. Refer to [ki.com/fabrics](#)
- D**Select Heat and Massage option.
NHM - No heat and massage
WHM - With heat and massage (prohibited in San Francisco, CA); add \$1441
- E**Select USB Power option.
NUSB - No USB power
WUSB - With USB power (prohibited in San Francisco, CA) ; add \$275
Only available if Heat and Massage option is selected.
- F**Select I.V. pole (facing).
NS - No pole
LRFIV - Left facing rear; add \$439

- RFFIV** - Right facing front; add \$439
RRFIV - Right facing rear; add \$439
If top articulating table is specified, table, I.V. pole and/or catheter bag attachment must all be specified in unique locations.
If optional magazine pouch is specified, only Left-facing-rear (LRFIV) or No pole (NS) can be specified.
- Left facing = right-handed when seated
Right facing = left-handed when seated
- G**Select catheter bag attachment hook (facing).
NCA - No catheter attachment
LRCA - Left facing rear; add \$73
RFCA - Right facing front; add \$73
RRCA - Right facing rear; add \$73
If top articulating table is specified, table, I.V. pole and/or catheter bag attachment must all be specified in unique locations.
- H**Select magazine pouch.
NMR - No magazine pouch
RFP - Right side pouch (requires add'l fabric; matches arm); add \$279

Magazine pouch fabric will match arm fabric selection

- I**Select arm option.
PAC - Black poly (pair); add \$223
WAC - Wood (standard)
- J**Select wood finish color.*
Refer to the **Product Color Options** page in this price list.
*For Kensington Maple add upcharge.
- K**Select laminate color.
Refer to the **Product Color Options** page in this price list.

KENSINGTON MAPLE UPCHARGE

Kensington Maple requires extended leadtimes.
Model
Soltice 1.5 Recliner \$14

INFORMATION

Moisture Barrier \$203

C.O.M. Requirements

C.O.M. yardage requirements listed above are based on plain goods 54” wide. If less than 54” wide or fabrics requiring matching (stripes, plaids, prints, large patterns), additional yardage will be needed. Consult C.O.M. matrix on the Ordering C.O.M. and C.O.L. page for additional yardage needed. For C.O.M. fabric sent to KI-High Point on multiple rolls, add an additional yard of fabric per roll to the yardage requirements.

C.O.L. Requirements

Figure 18 sq. ft. of leather (C.O.L.) for each yard shown (i.e., 4.75 x 18 = 85.5 sq. ft.).

Contrasting Upholstery

When contrasting fabric is chosen, price at highest in-grade.

Minimum Fabric/Leather Quantity

Minimum order for fabric is 1 yard. Minimum order for leather is 1 hide (approximately 50 sq. ft.).

Construction

Wood arms and armcaps (field replaceable) constructed of kiln-dried hardwood. Recliner mechanism constructed of flat and tubular steel bolted to wood arms at 16 locations. Ottoman mechanism constructed of 14-gauge steel mounted to chair frame. Back shell is 1” hardwood plywood (7 ply), glued and stapled. Seat shell is 1” hardwood plywood (7 ply). Cushioning of multiple densities of polyurethane foam. Seat and back are field replaceable. Ottoman is field replaceable. Soft touch ottoman release and push/pull handles.

SPECIAL SERVICES

Special Carton Marking

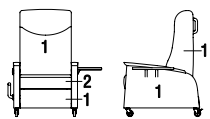
With specially marked information N/C

Shipping

Ships **assembled, FOB High Point, NC 27263, freight prepaid.** Freight class 250.

Specifications and prices are subject to change without prior notice.



		MODEL NUMBER																							
		Basic Model	Non-Cont or Fabric Cont 1	Fabric Cont 2	Heat/Massage Option	USB Power	I.V. Pole	Cath Attachment	Magazine Pouch	Arm Cap	Wood Finish	Veneer Color													
Features													Approx. Packaged Weight	Grade C.O.M.	Grade C	Grade D	Grade E & C.O.L.	Grade F	Grade G	Grade H	Grade I	Grade J	Grade K	Grade L Leather	Grade M Leather
SORL2 Recliner (w/Veneer Top, Side-Mounted Articulating Fold-Down Tablet) - Non-contrast • Non-contrast C.O.M = 5.5 yd	Right facing	SR15/NC/RFT/VT	□□□□		□□	□□	□□□	□□□	□□□	□□□	□□□	□□□	155.0#	\$ 5691	\$ 6006	\$ 6102	\$ 6207	\$ 6272	\$ 6411	\$ 6548	\$ 6718	\$ 7066	\$ 7405	\$ 7734	\$ 8435
 SORL2 Recliner (w/Veneer Top, Side-Mounted Articulating Fold-Down Tablet) - Contrast • 1 = Back, arms and footrest (Fabric Contrast 1) C.O.M. = 4.5 yd • 2 = Seat (Fabric Contrast 2) C.O.M. = 1.75 yd • Optional magazine rack (Fabric Contrast 1) C.O.M. = .5 yd	Right facing	SR15/FC/RFT/VT	□□□□	□□□	□□	□□	□□□	□□□	□□□	□□□	□□□	□□□	155.0#	\$ 5808	\$ 6125	\$ 6219	\$ 6325	\$ 6393	\$ 6529	\$ 6664	\$ 6851	\$ 7182	\$ 7523	\$ 7868	\$ 8555
		A	B	C	D	E	F	G	H	I	J	K													

HOW TO ORDER

Indicate the following information on order form:

- Quantity of each item.
- Model number, including options. See “How To Build a Model Number”.
- Any special service required.

Note:

- The □ indicates that a choice is required.
- The absence of the □ indicates that no choice is required.
- Alpha-numeric characters in place of □ indicate that no other alternatives are available.

HOW TO BUILD A MODEL NUMBER

- A**Select basic model.
- B**Select non-contrast or fabric contrast 1. Refer to [ki.com/fabrics](#)
- C**Select fabric contrast 2. Refer to [ki.com/fabrics](#)
- D**Select Heat and Massage option.
NHM - No heat and massage
WHM - With heat and massage (prohibited in San Francisco, CA); add \$1441
- E**Select USB Power option.
NUSB - No USB power
WUSB - With USB power (prohibited in San Francisco, CA) ; add \$275
Only available if Heat and Massage option is selected.
- F**Select I.V. pole (facing).
NS - No pole
LRFIV - Left facing rear; add \$439

- RFFIV - Right facing front; add \$439
RRFIV - Right facing rear; add \$439
If top articulating table is specified, table, I.V. pole and/or catheter bag attachment must all be specified in unique locations.
If optional magazine pouch is specified, only Left-facing-rear (LRFIV) or No pole (NS) can be specified.
- Left facing = right-handed when seated
Right facing = left-handed when seated
- G**Select catheter bag attachment hook (facing).
NCA - No catheter attachment
LRCA - Left facing rear; add \$73
RFCA - Right facing front; add \$73
RRCA - Right facing rear; add \$73
If top articulating table is specified, table, I.V. pole and/or catheter bag attachment must all be specified in unique locations.
- H**Select magazine pouch.
NMR - No magazine pouch
RFP - Right side pouch (requires add'l fabric; matches arm); add \$279

Magazine pouch fabric will match arm fabric selection

- I**Select arm option.
PAC - Black poly (pair); add \$223
WAC - Wood (standard)
- J**Select wood finish color.*
Refer to the **Product Color Options** page in this price list.
*For Kensington Maple add upcharge.
- K**Select veneer color.
Refer to the **Product Color Options** page in this price list.

KENSINGTON MAPLE UPCHARGE

Kensington Maple requires extended leadtimes.
Model
Soltice 1.5 Recliner \$14

INFORMATION

Moisture Barrier \$203

C.O.M. Requirements
C.O.M. yardage requirements listed above are based on plain goods 54” wide. If less than 54” wide or fabrics requiring matching (stripes, plaids, prints, large patterns), additional yardage will be needed. Consult C.O.M. matrix on the Ordering C.O.M. and C.O.L. page for additional yardage needed. For C.O.M. fabric sent to KI-High Point on multiple rolls, add an additional yard of fabric per roll to the yardage requirements.

C.O.L. Requirements
Figure 18 sq. ft. of leather (C.O.L.) for each yard shown (i.e., 4.75 x 18 = 85.5 sq. ft.).

Contrasting Upholstery
When contrasting fabric is chosen, price at highest in-grade.

Minimum Fabric/Leather Quantity

Minimum order for fabric is 1 yard. Minimum order for leather is 1 hide (approximately 50 sq. ft.).

Construction
Wood arms and armcaps (field replaceable) constructed of kiln-dried hardwood. Recliner mechanism constructed of flat and tubular steel bolted to wood arms at 16 locations. Ottoman mechanism constructed of 14-gauge steel mounted to chair frame. Back shell is 1” hardwood plywood (7 ply), glued and stapled. Seat shell is 1” hardwood plywood (7 ply). Cushioning of multiple densities of polyurethane foam. Seat and back are field replaceable. Ottoman is field replaceable. Soft touch ottoman release and push/pull handles.

SPECIAL SERVICES

Special Carton Marking

With specially marked information N/C

Shipping
Ships **assembled, FOB High Point, NC 27263, freight prepaid.** Freight class 250.

Specifications and prices are subject to change without prior notice.

Indicate the following information on order form:

1. Quantity of each item.
2. Model number, including options. See "How To Build a Model Number".
3. Any special service required.

- The absence of the ☐ indicates that no choice is required.
- Alpha-numeric characters in place of ☐ indicate that no other alternatives are available.

A Select basic model.

B Select non-contrast or fabric contrast 1.
Refer to [**ki.com/fabrics**](http://ki.com/fabrics)

D Select Heat and Massage option.

NHM	- No heat and massage
WHM	- With heat and massage (prohibited in San Francisco, CA); add \$1441

F Select I.V. pole (facing).

NS	- No pole
LRFIV	- Left facing rear; add \$439

H Select magazine pouch.

NMR	- No magazine pouch
RFP	- Right side pouch (requires add'l fabric; matches arm); add \$279

Construction

Wood arms and armcaps (field replaceable) constructed of kiln-dried hardwood. Recliner mechanism constructed of flat and tubular steel bolted to wood arms at 16 locations. Ottoman mechanism constructed of 14-gauge steel mounted to chair frame. Back shell is 1" hardwood plywood (7 ply), glued and stapled. Seat shell is 1" hardwood plywood (7 ply). Cushioning of multiple densities of polyurethane foam. Seat and back are field replaceable. Ottoman is field replaceable. Soft touch ottoman release and push/pull handles.

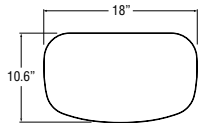
Specifications and prices are subject to change without prior notice.



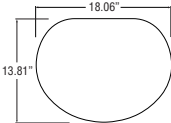
Soltice® II Recliner

Dimensions	
Overall width	32-1/8"
Overall depth	35"
Overall height	47"
Seat width	24"
Seat depth	20"
Seat height from floor	22"
Seat height from footrest	18-1/2"
Arm height at front of arm (highest point)	27-1/2"

Tablet Arm Options



Top-Mounted Articulating
Revolving Tablet



Side-Mounted Articulating
Fold-Down Tablet

Field Replaceable Seat, Back, Ottoman and Armcaps

Replacement seats include new foam and upholstery and are Velcro Fastened to the seat. Backs are attached to the frame mechanism with a metal-to-metal hinge connection that allows for easy replacement. Removing two screws at the bottom of the back will allow lifting the entire back off the mechanism. Replacement backs come with complete wood frame, foam and upholstery. Footrest Ottoman replacements are fully upholstered and bolt on to the frame. Armcaps are attached to the arms using compression dowels for easy replacement. For full arm replacement, contact a factory representative.

Chair Testing and Loading

The Soltice II Recliners have passed all standard ANSI BIFMA tests for seating products, and in addition, the chairs also passed KI's bariatric test battery (see document KI-98829) which allows the chairs to safely accommodate weights of up to 750 pounds.

Wood Arm Caps

Wood arm caps are constructed of 12/4 select hardwood kiln dried to a moisture content of 5% to 7%, fastened to hardwood plywood panels. Joinery utilizes three (3) 1/2" x 1" spring steel dowels, screwed into position on the arm cap. Plywood arm panels are 1/2" thick plywood skins, inside and out, glued and stapled using mortise, butt, and lap joints throughout. Craftboard (.09 thick) is stapled over edges and bottom beneath 1/4" thick soft polyurethane foam padding.

Mechanism and Chair Frame

Rectangular steel tube frame ranging from 14 to 10 guage, is welded, or riveted, at all member connections and fully powder coated to seal frame. Steel frame arm and footrest mounting plates are 14 guage thickness. Frame is bolted to wood arms at 12 locations using 1/4"-20 machine bolts. Back frame is constructed of 1" laminated plywood with solid wood cross rails. Dowel and lap joints are utilized. Seat frame is 5/4 solid maple wood. Mechanism is all steel ranging in guage from 14-11 guage.

Recliner Back and Seat

Back is 1" hardwood plywood (7 ply) utilixing dowel and lap joints. Six (6) 3" woven web straps are stretched and interwoven across the seat and stapled. Sea Board mounts to steel seat frame using two (2) 1/4"-20 machne bolts. Propex woven polypropylene fabric covers the back surface openings. A layer of 1/4" thick soft polyurethane foam padding covers all non-cushioned surfaces.

Polyurethane Foam Cushions

Seat cushion is composed of 2.5 lb. 35 density high resilient polyurethane foam measuring 4" in thickness. A 1" thick slab of 1.5 lb. 14 density foam is laminated to the top and front edge. Back cushion is composed of 2.5 lb. 35 density high resilient polyurethane foam measuring 2" in thickness. A 1" thick slab of 1.5 lb. 14 density foam is laminated to the foam surface.

Upholstery Covers

Traditional upholstery methods are used throughout.

Central Locking Caster System

5" sealed, locking casters are activated using a foot lever, and are controlled by a series of steel and cast aluminum linkages inside the chair.

Optional Heat & Massage

Heat & Massage units are installed into the backrest and the seat of the unit. Control functions are performed at a built-in control unit in the right-facing arm. Three temperature levels are available for the heat option: low (37C/99F), medium (38C/101F), and high (39C/102F), with an automatic shut-off after four hours of operation. The vibrating massage modules are built into the backrest of the unit, with the controller managing four modes of operation: low location low vibration, low location high vibration, high location low vibration, and high location high vibration, also with an automatic shut-off after 15 minutes of operation. The entire assembly meets TUVRheinland and IEC 60601-1 ratings. The powercoard is a 14 AWG, 15-Amp NEMA rated three conducted SJT, with a three-prong grounded plug. A 72" length of exposed power cord extends from the back of the unit and is strain releaf mounted to the rear of the unit. Use of this product is not intended to offer any medical benefits, but rather supports relaxation, comfort, and convenience to the user.

Optional USB Charger (requires Heat & Massage selection)

The USB power module houses one 5V DC USB (type 2.0 and type 3.0 compatible) charging plug-in receptacle with 1-AMP DC total power (no data). The module is installed in the front of the right-side facing arm.

SPECIFICATIONS			UPHOLSTERY INFORMATION			FINISH INFORMATION			INFORMATION		
Complimentary Furniture The following lounge collections offer complimentary furniture that creates continuity and a cohesive look throughout a facility. These complimentary pieces can be found in other sections of the price list.			C.O.M. Fabric For C.O.M. fabric sent to KI-High Point on multiple rolls, add an additional yard of fabric per roll to the yardage requirement. Multiple rolls have shorter pieces of fabric on them and do not allow nesting and stacking of the fabric to achieve the best yield as is done with one large roll. This results in yardage shortages and requests for additional fabric from the client, which can hold up the order. For each roll that is sent, one yard needs to be added and needs to be added to one of the rolls, not separately.			Color Match KI offers the additional option of color matching paint, polypropylene, or wood stain through Product Modification Requests. Contact Service for detials.			Warranty Refer to KI Terms & Conditions document or visit ki.com		
SOLTICE HEALTHCARE SEATING - Soltice Multiple Seating, Soltice Guest Seating, Soltice Lounge Seating, LaResta Day Bed (FDS/SL)			Fabric Disclaimer Fabric will be applied as swatched by the fabric manufacturer. Fabric that is required to be applied differently than is swatched will need a Special Cost Request written specifying the direction the fabric is to be applied. The posted standard lead time will apply to the Special Cost Request.								



Wood Finish - Core		Orange Grove	LOE
Cherry Storm on Beech	BCX	Pearl Bisque	LPB
Cinnamon on Beech	BCN	Pearl Silver	LPS
Cocoa on Beech	BCA	Pressed Linen	LPR
Eclipse Black on Beech	BEB	River Cherry	LRY
Florence Walnut on Beech	BFC	Rugged Linen	LRG
Kensington Maple on Maple	MMA	Satin Stainless	LSS
Monticello Maple on Beech	BMT	Shadow Zephyr	LSR
Natural on Beech	BNA	Silicon evolv	LSV
River Cherry on Beech	BRY	Sterling Ash	LAZ
Kensington Maple requires an upcharge.		Tailored Linen	LTL
		Titanium evolv	LTV
		White Nebula	LWL
		White Sand	LWN
		Windsor Mahogany	LWY

Veneer Wood Finish - Core	
Cherry Storm on Beech	BCX2
Cinnamon on Beech	BCN2
Cocoa on Beech	BCA2
Eclipse Black on Beech	BEB2
Kensington Maple on Maple	MMA2
Monticello Maple on Beech	BMT2
Natural on Beech	BNA2
River Cherry on Beech	BRY2

Surface Finish - Laminate	
Biltmore Cherry	LBT
Black	LBK
Brighton Walnut	LBW
Canyon Zephyr	LCA
Castle Oak	LCO
Casual Linen	LCU
Cherry Storm	LCX
Classic Linen	LCI
Cloud Zephyr	LCL
Cocobala	LCC
Coffee Bean	LCB
Crisp Linen	LRI
Desert Zephyr	LDZ
Dove Grey	LDG
Fired Steel	LIL
Flax Linen	LXF
Florence Walnut	LFC
Forged Steel	LOL
Frosty White	LFW
Graphite Nebula	LGN
Grey	LGE
High Rise	LHE
Hollyberry	LHY
Irish Linen	LIH
Island	LID
Italian Silver Ash	LIT
Kensington Maple	LKM
Lapis Blue	LLB
Markerboard White	LMK
Misted Zephyr	LMR
Monticello Maple	LMT
Nickel Evolv	LVN
North Sea	LNA
Ocean	LON


Finish Cards

View color swatches for items listed within this document.

- [Paints](#)
- [Plastics/Poly](#)
- [Wood/Veneer](#)
- [Laminates](#)
- [Molded Edges](#)
- [Edge Styles](#)
- [Hard Plastics](#)
- [Glass](#)

Certain options referenced may not be available on GSA Schedule.



		MODEL NUMBER																																			
		Basic Model	Non-Contrast or Fabric Contrast 1	Fabric Contrast 2	Heat/ Massage Option	USB Power	I.V. Pole	Catheter Attach- ment	Magazine Pouch	Arm Cap	Wood Finish																										
	Non-Contrast	SRII/NC	□□□□		□□	□□	□□□	□□□	□□□	□□□		Approx. Packaged Weight	155.0#	Grade C.O.M.	\$ 6339	Grade C	\$ 6650	Grade D	\$ 6745	Grade E & C.O.L.	\$ 6848	Grade F	\$ 6914	Grade G	\$ 7052	Grade H	\$ 7186	Grade I	\$ 7360	Grade J	\$ 7700	Grade K	\$ 8038	Grade L Leather	\$ 8378	Grade M Leather	\$ 9058
	Contrast	SRII/FC	□□□□	□□□□	□□	□□	□□□	□□□	□□□	□□□		155.0#	6455	6769	6859	6965	7031	7169	7304	7474	7812	8156	8495	9174													
		A	B	C	D	E	F	G	H	I	J																										

SORL2

Recliner (Closed Arm)

- Non-contrast C.O.M = 5.5 yd
- 1 = Back and arms (Fabric Contrast 1) C.O.M. = 4.5 yd
- 2 = Seat (Fabric Contrast 2) C.O.M. = 1.5 yd

- Optional magazine rack (Fabric Contrast 1) C.O.M. = .5 yd

HOW TO ORDER

Indicate the following information on order form:

1. Quantity of each item.
2. Model number, including options. See “How To Build a Model Number”.
3. Any special service required.

Note:

- The □ indicates that a choice is required.
- The absence of the □ indicates that no choice is required.
- Alpha-numeric characters in place of □ indicate that no other alternatives are available.

HOW TO BUILD A MODEL NUMBER

- A**Select basic model.
- B**Select non-contrast or fabric contrast 1. Refer to [ki.com/fabrics](#)
- C**Select fabric contrast 2. Refer to [ki.com/fabrics](#)
- D**Select Heat and Massage option.
NHM - No heat and massage
WHM - With heat and massage (prohibited in San Francisco, CA); add \$1441
- E**Select USB Power option.
NUSB - No USB power
WUSB - With USB power (prohibited in San Francisco, CA) ; add \$275
Only available if Heat and Massage option is selected.
- F**Select I.V. pole (facing).
NS - No pole
LRFIV - Left facing rear; add \$439

- RFFIV** - Right facing front; add \$439
RRFIV - Right facing rear; add \$439
If optional magazine pouch is specified, only Left-facing-rear (LRFIV) or No pole (NS) can be specified.
- G**Select catheter bag attachment hook (facing).
NCA - No catheter attachment
LRCA - Left facing rear; add \$73
RFCA - Right facing front; add \$73
RRCA - Right facing rear; add \$73
If optional I.V. pole is specified, catheter attachment can not be specified in the same location.
- H**Select magazine pouch.
NMR - No magazine pouch
RFP - Right side pouch (requires add'l fabric; matches arm); add \$279
Magazine pouch fabric will match arm fabric selection
- I**Select arm option.
WAC - Wood armcaps (pair)
PAC - Black poly (pair); add \$223

- J**Select wood finish color.*
Refer to the **Product Color Options** page in this price list.
*For Kensington Maple add upcharge.

KENSINGTON MAPLE UPCHARGE

Kensington Maple requires extended leadtimes.
Model
Soltice II Recliner \$14

INFORMATION

Moisture Barrier \$203

Kensington Maple Upcharge
Kensington Maple requires extended leadtimes.
Model
Soltice II Recliner \$14

C.O.M. Requirements
C.O.M. yardage requirements listed above are based on plain goods 54” wide. If less than 54” wide or fabrics requiring matching (stripes, plaids, prints, large patterns), additional yardage will be needed. Consult C.O.M. matrix on the Ordering C.O.M. and C.O.L. page for additional yardage needed. For C.O.M. fabric sent to KI-High Point on multiple rolls, add an additional yard of fabric per roll to the yardage requirements.

C.O.L. Requirements
Figure 18 sq. ft. of leather (C.O.L.) for each yard shown (i.e., 4.75 x 18 = 85.5 sq. ft.).

Contrasting Upholstery
When contrasting fabric is chosen, price at highest in-grade.

Minimum Fabric/Leather Quantity
Minimum order for fabric is 1 yard. Minimum order for leather is 1 hide (approximately 50 sq. ft.).

Construction
Wood arms and armcaps (field replaceable) constructed of kiln-dried hardwood. Recliner mechanism constructed of flat and tubular steel bolted to wood arms at 16 locations. Ottoman mechanism constructed of 14-gauge steel mounted to chair frame. Back shell is 1” hardwood plywood (7 ply), glued and stapled. Seat shell is 1” hardwood plywood (7 ply). Cushioning of multiple densities of polyurethane foam. Seat and back are field replaceable. Ottoman is field replaceable. Soft touch ottoman release and push/pull handles. 5” sealed casters engaged with a foot-actuated central locking/braking caster system.

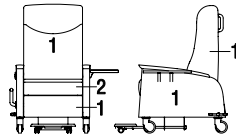
SPECIAL SERVICES

Special Carton Marking
With specially marked information N/C

Shipping
Ships **assembled, FOB High Point, NC 27263, freight prepaid.** Freight class 250.

Specifications and prices are subject to change without prior notice.



		MODEL NUMBER																							
		Basic Model	Non-Contrast or Fabric Contrast 1	Fabric Contrast 2	Heat/ Massage Option	USB Power	I.V. Pole	Catheter Attachment	Magazine Pouch	Arm Cap	Wood Finish	Laminate Color													
Features													Approx. Packaged Weight	Grade C.O.M.	Grade C	Grade D	Grade E & C.O.L.	Grade F	Grade G	Grade H	Grade I	Grade J	Grade K	Grade L Leather	Grade M Leather
SORL2 Recliner (w/Laminate Top, Side-Mounted Articulating Fold-Down Tablet) - Non-contrast • Non-contrast C.O.M = 5.5 yd	Right facing	SR11/NC/RFT/LT	□□□□		□□	□□	□□□	□□□	□□□	□□□	□□□		155.0#	\$ 6978	\$ 7296	\$ 7388	\$ 7494	\$ 7560	\$ 7701	\$ 7838	\$ 8010	\$ 8351	\$ 8695	\$ 9036	\$ 9725
 SORL2 Recliner (w/Laminate Top, Side-Mounted Articulating Fold-Down Tablet) - Contrast • 1 = Back, arms and footrest (Fabric Contrast 1) C.O.M. = 4.5 yd • 2 = Seat (Fabric Contrast 2) C.O.M. = 1.75 yd • Optional magazine rack (Fabric Contrast 1) C.O.M. = .5 yd	Right facing	SR11/FC/RFT/LT	□□□□	□□□□	□□	□□	□□□	□□□	□□□	□□□	□□□		155.0#	\$ 7095	\$ 7411	\$ 7509	\$ 7613	\$ 7678	\$ 7817	\$ 7953	\$ 8127	\$ 8471	\$ 8814	\$ 9155	\$ 9842
		A	B	C	D	E	F	G	H	I	J	K													

HOW TO ORDER

Indicate the following information on order form:

- Quantity of each item.
- Model number, including options. See “How To Build a Model Number”.
- Any special service required.

Note: • The □ indicates that a choice is required.

- The absence of the □ indicates that no choice is required.
- Alpha-numeric characters in place of □ indicate that no other alternatives are available.

HOW TO BUILD A MODEL NUMBER

- A**Select basic model.
- B**Select non-contrast or fabric contrast 1. Refer to [ki.com/fabrics](#)
- C**Select fabric contrast 2. Refer to [ki.com/fabrics](#)
- D**Select Heat and Massage option.
NHM - No heat and massage
WHM - With heat and massage (prohibited in San Francisco, CA); add \$1441
- E**Select USB Power option.
NUSB - No USB power
WUSB - With USB power (prohibited in San Francisco, CA) ; add \$275
Only available if Heat and Massage option is selected.
- F**Select I.V. pole (facing).
NS - No pole
LRFIV - Left facing rear; add \$439

- RFFIV** - Right facing front; add \$439
RRFIV - Right facing rear; add \$439
If top articulating table is specified, table, I.V. pole and/or catheter bag attachment must all be specified in unique locations.
If optional magazine pouch is specified, only Left-facing-rear (LRFIV) or No pole (NS) can be specified.
- Left facing = right-handed when seated
Right facing = left-handed when seated
- G**Select catheter bag attachment hook (facing).
NCA - No catheter attachment
LRCA - Left facing rear; add \$73
RFCA - Right facing front; add \$73
RRCA - Right facing rear; add \$73
If top articulating table is specified, table, I.V. pole and/or catheter bag attachment must all be specified in unique locations.
- H**Select magazine pouch.
NMR - No magazine pouch
RFP - Right side pouch (requires add'l fabric; matches arm); add \$279

Magazine pouch fabric will match arm fabric selection

- I**Select arm option.
WAC - Wood armcaps (pair)
PAC - Black poly (pair); add \$223
- J**Select wood finish color.*
Refer to the **Product Color Options** page in this price list.
*For Kensington Maple add upcharge.
- K**Select laminate color.
Refer to the **Product Color Options** page in this price list.

INFORMATION

Moisture Barrier \$203

Kensington Maple Upcharge
Kensington Maple requires extended leadtimes.
Model
Soltice II Recliner \$14

C.O.M. Requirements
C.O.M. yardage requirements listed above are based on plain goods 54” wide. If less than 54” wide or fabrics requiring matching (stripes, plaids, prints, large patterns), additional yardage will be needed. Consult C.O.M. matrix on the Ordering C.O.M. and C.O.L. page for additional yardage needed. For C.O.M. fabric sent to KI-High Point on multiple rolls, add an additional yard of fabric per roll to the yardage requirements.

C.O.L. Requirements
Figure 18 sq. ft. of leather (C.O.L.) for each yard shown (i.e., 4.75 x 18 = 85.5 sq. ft.).

Contrasting Upholstery
When contrasting fabric is chosen, price at highest in-grade.

Minimum Fabric/Leather Quantity
Minimum order for fabric is 1 yard. Minimum order for leather is 1 hide (approximately 50 sq. ft.).

Construction
Wood arms and armcaps (field replaceable) constructed of kiln-dried hardwood. Recliner mechanism constructed of flat and tubular steel bolted to wood arms at 16 locations. Ottoman mechanism constructed of 14-gauge steel mounted to chair frame. Back shell is 1” hardwood plywood (7 ply), glued and stapled. Seat shell is 1” hardwood plywood (7 ply). Cushioning of multiple densities of polyurethane foam. Seat and back are field replaceable. Ottoman is field replaceable. Soft touch ottoman release and push/pull handles. 5” sealed casters engaged with a foot-actuated central locking/braking caster system.

SPECIAL SERVICES

Special Carton Marking
With specially marked information N/C

Shipping
Ships **assembled, FOB High Point, NC 27263, freight prepaid.** Freight class 250.

Specifications and prices are subject to change without prior notice.

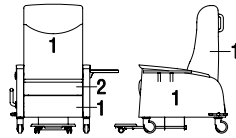
Indicate the following information on order form:

1. Quantity of each item.
2. Model number, including options. See "How To Build a Model Number".
3. Any special service required.

- The absence of the ☐ indicates that no choice is required.
- Alpha-numeric characters in place of ☐ indicate that no other alternatives are available.

Specifications and prices are subject to change without prior notice.



		MODEL NUMBER																									
		Basic Model	Non-Cont or Fabric Cont 1	Fabric Cont 2	Heat/ Massage Option	USB Power	I.V. Pole	Catheter Attach-ment	Magazine Pouch	Arm Cap	Wood Finish	Veneer Color	Approx. Packaged Weight	Grade C.O.M.	Grade C	Grade D	Grade E & C.O.L.	Grade F	Grade G	Grade H	Grade I	Grade J	Grade K	Grade L Leather	Grade M Leather		
SORL2 Recliner (w/Veneer Top, Side-Mounted Articulating Fold-Down Tablet) - Non-contrast • Non-contrast C.O.M = 5.5 yd	Right facing	SR11/NC/RFT/VT	□□□□		□□	□□	□□□	□□□	□□□	□□□	□□□	155.0#	\$ 6978	\$ 7296	\$ 7388	\$ 7494	\$ 7560	\$ 7701	\$ 7838	\$ 8010	\$ 8351	\$ 8695	\$ 9036	\$ 9725			
 SORL2 Recliner (w/Veneer Top, Side-Mounted Articulating Fold-Down Tablet) - Contrast • 1 = Back, arms and footrest (Fabric Contrast 1) C.O.M. = 4.5 yd • 2 = Seat (Fabric Contrast 2) C.O.M. = 1.75 yd • Optional magazine rack (Fabric Contrast 1) C.O.M. = .5 yd	Right facing	SR11/FC/RFT/VT	□□□□	□□□□	□□	□□	□□□	□□□	□□□	□□□	□□□	155.0#	\$ 7095	\$ 7411	\$ 7509	\$ 7613	\$ 7678	\$ 7817	\$ 7953	\$ 8127	\$ 8471	\$ 8814	\$ 9155	\$ 9842			
			A	B	C	D	E	F	G	H	I	J	K														

HOW TO ORDER

Indicate the following information on order form:

- Quantity of each item.
- Model number, including options. See “How To Build a Model Number”.
- Any special service required.

Note:

- The ☐ indicates that a choice is required.
- The absence of the ☐ indicates that no choice is required.
- Alpha-numeric characters in place of ☐ indicate that no other alternatives are available.

HOW TO BUILD A MODEL NUMBER

- A**Select basic model.
- B**Select non-contrast or fabric contrast 1. Refer to [ki.com/fabrics](#)
- C**Select fabric contrast 2. Refer to [ki.com/fabrics](#)
- D**Select Heat and Massage option.

NHMM

- No heat and massage

WHM

- With heat and massage (prohibited in San Francisco, CA); add \$1441
- E**Select USB Power option.

NUSB

- No USB power

WUSB

- With USB power (prohibited in San Francisco, CA) ; add \$275

Only available if Heat and Massage option is selected.
- F**Select I.V. pole (facing).

NS

- No pole

LRFIV

- Left facing rear; add \$439

- RFFIV

- Right facing front; add \$439
- RRFIV

- Right facing rear; add \$439
- If top articulating table is specified, table, I.V. pole and/or catheter bag attachment must all be specified in unique locations.
-
- If optional magazine pouch is specified, only Left-facing-rear (LRFIV) or No pole (NS) can be specified.
- Left facing = right-handed when seated

Right facing = left-handed when seated
- G**Select catheter bag attachment hook (facing).

NCA

- No catheter attachment

LRCA

- Left facing rear; add \$73

RFCA

- Right facing front; add \$73

RRCA

- Right facing rear; add \$73

If top articulating table is specified, table, I.V. pole and/or catheter bag attachment must all be specified in unique locations.
- H**Select magazine pouch.

NMR

- No magazine pouch

RFP

- Right side pouch (requires add'l fabric; matches arm); add \$279

Magazine pouch fabric will match arm fabric selection

- I**Select arm option.

WAC

- Wood armcaps (pair)

PAC

- Black poly (pair); add \$223
- J**Select wood finish color.* Refer to the **Product Color Options** page in this price list.
*For Kensington Maple add upcharge.
- K**Select veneer color. Refer to the **Product Color Options** page in this price list.

INFORMATION

Moisture Barrier \$203

Kensington Maple Upcharge
Kensington Maple requires extended leadtimes.
Model
Soltice II Recliner \$14

C.O.M. Requirements
C.O.M. yardage requirements listed above are based on plain goods 54” wide. If less than 54” wide or fabrics requiring matching (stripes, plaids, prints, large patterns), additional yardage will be needed. Consult C.O.M. matrix on the Ordering C.O.M. and C.O.L. page for additional yardage needed. For C.O.M. fabric sent to KI-High Point on multiple rolls, add an additional yard of fabric per roll to the yardage requirements.

C.O.L. Requirements
Figure 18 sq. ft. of leather (C.O.L.) for each yard shown (i.e., 4.75 x 18 = 85.5 sq. ft.).

Contrasting Upholstery
When contrasting fabric is chosen, price at highest in-grade.

Minimum Fabric/Leather Quantity
Minimum order for fabric is 1 yard. Minimum order for leather is 1 hide (approximately 50 sq. ft.).

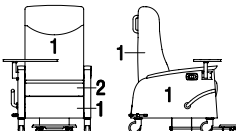
Construction
Wood arms and armcaps (field replaceable) constructed of kiln-dried hardwood. Recliner mechanism constructed of flat and tubular steel bolted to wood arms at 16 locations. Ottoman mechanism constructed of 14-gauge steel mounted to chair frame. Back shell is 1” hardwood plywood (7 ply), glued and stapled. Seat shell is 1” hardwood plywood (7 ply). Cushioning of multiple densities of polyurethane foam. Seat and back are field replaceable. Ottoman is field replaceable. Soft touch ottoman release and push/pull handles. 5” sealed casters engaged with a foot-actuated central locking/braking caster system.

SPECIAL SERVICES

Special Carton Marking
With specially marked information N/C

Shipping
Ships **assembled, FOB High Point, NC 27263, freight prepaid.** Freight class 250.

Specifications and prices are subject to change without prior notice.

		MODEL NUMBER																								
		Basic Model	Non-Cont or Fabric Cont 1	Fabric Cont 2	Heat/ Massage Option	USB Power	I.V. Pole	Catheter Attach-ment	Magazine Pouch	Arm Cap	Wood Finish	Veneer Color														
Features													Approx. Packaged Weight	Grade C.O.M.	Grade C	Grade D	Grade E & C.O.L.	Grade F	Grade G	Grade H	Grade I	Grade J	Grade K	Grade L Leather	Grade M Leather	
SORL2	Left facing	SR11/NC/LFRT/VT	□□□□		□□	□□	□□□	□□□	□□□	□□□	□□□	□□□	155.0#	\$ 6978	\$ 7296	\$ 7388	\$ 7494	\$ 7560	\$ 7701	\$ 7838	\$ 8010	\$ 8351	\$ 8695	\$ 9036	\$ 9725	
	Right facing	SR11/NC/RFRT/VT	□□□□		□□	□□	□□□	□□□	□□□	□□□	□□□	□□□	155.0#	6978	7296	7388	7494	7560	7701	7838	8010	8351	8695	9036	9725	
	Recliner (w/Veneer Top, Top-Mounted Articulating Revolving Tablet) - Non-contrast																									
	• Non-contrast C.O.M = 5.5 yd																									
	Left facing	SR11/FC/LFRT/VT	□□□□	□□□□	□□	□□	□□□	□□□	□□□	□□□	□□□	□□□	155.0#	\$ 7095	\$ 7411	\$ 7509	\$ 7613	\$ 7678	\$ 7817	\$ 7953	\$ 8127	\$ 8471	\$ 8814	\$ 9155	\$ 9842	
	Right facing	SR11/FC/RFRT/VT	□□□□	□□□□	□□	□□	□□□	□□□	□□□	□□□	□□□	□□□	155.0#	7095	7411	7509	7613	7678	7817	7953	8127	8471	8814	9155	9842	
SORL2																										
	Recliner (w/Veneer Top, Top-Mounted Articulating Revolving Tablet) - Contrast																									
	• 1 = Back, arms and footrest (Fabric Contrast 1) C.O.M. = 4.5 yd • 2 = Seat (Fabric Contrast 2) C.O.M. = 1.75 yd • Optional magazine rack (Fabric Contrast 1) C.O.M. = .5 yd																									
		A	B	C	D	E	F	G	H	I	J	K														

HOW TO ORDER

Indicate the following information on order form:

1. Quantity of each item.
2. Model number, including options. See "How To Build a Model Number".
3. Any special service required.

Note: • The ☐ indicates that a choice is required.

- The absence of the ☐ indicates that no choice is required.
- Alpha-numeric characters in place of ☐ indicate that no other alternatives are available.

HOW TO BUILD A MODEL NUMBER

A Select basic model.

B Select non-contrast or fabric contrast 1.
Refer to [**ki.com/fabrics**](http://ki.com/fabrics)

C Select fabric contrast 2.
Refer to [**ki.com/fabrics**](http://ki.com/fabrics)

D Select Heat and Massage option.

NHM	- No heat and massage
WHM	- With heat and massage (prohibited in San Francisco, CA); add \$1441

E Select USB Power option.

NUSB	- No USB power
WUSB	- With USB power (prohibited in San Francisco, CA) ; add \$275

Only available if Heat and Massage option is selected.

F Select I.V. pole (facing).

NS	- No pole
LRFIV	- Left facing rear; add \$439

RFFIV - Right facing front; add \$439

RRFIV - Right facing rear; add \$439

If top articulating table is specified, table, I.V. pole and/or catheter bag attachment must all be specified in unique locations.

If optional magazine pouch is specified, only Left-facing-rear (LRFIV) or No pole (NS) can be specified.

Left facing = right-handed when seated
Right facing = left-handed when seated

G Select catheter bag attachment hook (facing)

NCA	- No catheter attachment
LRCA	- Left facing rear; add \$73
RFCA	- Right facing front; add \$73
RRCA	- Right facing rear; add \$73

If top articulating table is specified, table, I.V. pole and/or catheter bag attachment must all be specified in unique locations.

H Select magazine pouch.

NMR	- No magazine pouch
RFP	- Right side pouch (requires add'l fabric; matches arm); add \$279

Magazine pouch fabric will match arm fabric selection

1 Select arm option.

WAC	- Wood armcaps (pair)
PAC	- Black poly (pair); add \$223

J Select wood finish color.*
Refer to the **Product Color Options** page in this price list.
*For Kensington Maple add upcharge.

K Select veneer color.
Refer to the **Product Color Options** page in
this price list.

INFORMATION

Moisture Barrier \$203

Kensington Maple Upcharge

Kensington Maple requires extended leadtimes.
Model
Soltice II Recliner \$14

C.O.M. Requirements

C.O.M. yardage requirements listed above are based on plain goods 54" wide. If less than 54" wide or fabrics requiring matching (stripes, plaids, prints, large patterns), additional yardage will be needed. Consult C.O.M. matrix on the Ordering C.O.M. and C.O.L. page for additional yardage needed. For C.O.M. fabric sent to Ki-High Point on multiple rolls, add an additional yard of fabric per roll to the yardage requirements.

C.O.L. Requirements

Figure 18 sq. ft. of leather (C.O.L.) for each yard shown (i.e., $4.75 \times 18 = 85.5$ sq. ft.).

Contrasting Upholstery

When contrasting fabric is chosen, price at highest in-grade.

Minimum Fabric/Leather Quantity

Minimum order for fabric is 1 yard. Minimum order for leather is 1 hide (approximately 50 sq. ft).

Construction

Wood arms and armcaps (field replaceable) constructed of kiln-dried hardwood. Recliner mechanism constructed of flat and tubular steel bolted to wood arms at 16 locations. Ottoman mechanism constructed of 14-gauge steel mounted to chair frame. Back shell is 1" hardwood plywood (7 ply), glued and stapled. Seat shell is 1" hardwood plywood (7 ply). Cushioning of multiple densities of polyurethane foam. Seat and back are field replaceable. Ottoman is field replaceable. Soft touch ottoman release and push/pull handles. 5" sealed casters engaged with a foot-actuated central locking/braking caster system.

SPECIAL SERVICES

Special Carton Marking

With specially marked information N/C

Shipping

Ships assembled, FOB High Point, NC 27263, freight prepaid. Freight class 250.

Specifications and prices are subject to change without prior notice.

Soltice® 1.5 and Soltice® II Healthcare

Recliner Replacement Parts



Soltice® 1.5 and Soltice® II Healthcare

Recliner Replacement Parts

MODEL	MODEL NUMBER																			
	Basic Model	Non-Contrast or Fabric Contrast 1	Arm Cap	Wood Finish	Moisture Barrier	Approx. Packaged Weight	Delivered Pricing	Grade C.O.M.	Grade C	Grade D	Grade E & C.O.L.	Grade F	Grade G	Grade H	Grade I	Grade J	Grade K	Grade L Leather	Grade M Leather	Moisture Barrier add to list price
SORP2	Replacement Back • C.O.M = 2 yd	SRR2BK	□□□□		□□□	40.0#	N/A	\$ 1311	\$ 1430	\$ 1459	\$ 1496	\$ 1523	\$ 1573	\$ 1621	\$ 1686	\$ 1810	\$ 1932	\$ 2059	\$ 2311	\$ 135
SORP2	Replacement Seat • C.O.M = 2 yd	SRR2ST	□□□□		□□□	5.0#	N/A	\$ 475	\$ 537	\$ 549	\$ 571	\$ 583	\$ 608	\$ 634	\$ 666	\$ 726	\$ 788	\$ 853	\$ 975	\$ 52
SORP2	Replacement Armcaps • Set of 2	SRR2AC		□□□	□□□	10.0#	\$ 813													N/A
SORP2	Replacement Ottoman • C.O.M = .5 yd	SRR2FT	□□□□		□□□	5.0#	N/A	\$ 485	\$ 515	\$ 523	\$ 534	\$ 538	\$ 549	\$ 564	\$ 579	\$ 610	\$ 643	\$ 673	\$ 734	\$ 52

A

B

C

D

E

HOW TO ORDER

- Indicate the following information on order form:
- Quantity of each item.
 - Model number, including options. See “How To Build a Model Number”.
 - Any special service required.

Note:

- The □ indicates that a choice is required.
- The absence of the □ indicates that no choice is required.
- Alpha-numeric characters in place of □ indicate that no other alternatives are available.

HOW TO BUILD A MODEL NUMBER

- A**Select basic model.
- B**Select non-contrast or fabric contrast 1. Refer to [ki.com/fabrics](#)
- C**Select arm option.
- | | |
|------------|--------------------------------|
| WAC | - Wood armcaps (pair) |
| PAC | - Black poly (pair); add \$223 |
- D**Select wood finish color. Refer to the **Product Color Options** page in this price list.
- E**Select moisture barrier.
- | | |
|------------|-----------------------|
| NMB | - No moisture barrier |
| MB | - Moisture barrier |
- See pricing column for moisture barrier upcharge.

KENSINGTON MAPLE UPCHARGE

Kensington Maple requires extended leadtimes.

Model	
Soltice II Recliner	\$14

INFORMATION

C.O.M. Requirements
C.O.M. yardage requirements listed above are based on plain goods 54” wide. If less than 54” wide or fabrics requiring matching (stripes, plaids, prints, large patterns), additional yardage will be needed. Consult C.O.M. matrix on the Ordering C.O.M. and C.O.L. page for additional yardage needed. For C.O.M. fabric sent to KI-High Point on multiple rolls, add an additional yard of fabric per roll to the yardage requirements.

C.O.L. Requirements
Figure 18 sq. ft. of leather (C.O.L.) for each yard shown (i.e., 4.75 x 18 = 85.5 sq. ft.).

Contrasting Upholstery
When contrasting fabric is chosen, price at highest in-grade.

SPECIAL SERVICES

Special Carton Marking

With specially marked information	N/C
-----------------------------------	-----

Shipping
Ships **assembled, FOB High Point, NC 27263, freight prepaid.** Freight class 150.

Specifications and prices are subject to change without prior notice.



Medium Lounge
(Open Arm, Closed Arm or Armless)



Medium Loveseat
(Open Arm, Closed Arm or Armless)



Medium Sofa
(Open Arm, Closed Arm or Armless)

General Dimensions			
Seat width	22"	44"	66"
Seat depth	19-1/2"	19-1/2"	19-1/2"
Seat height	19"	19"	19"
Arm width	2" (1-3/4" Open Arm)	2" (1-3/4" Open Arm)	2" (1-3/4" Open Arm)
Arm height	27" (w/Arm Only)	27" (w/Arm Only)	27" (w/Arm Only)
Overall Dimensions			
Width	26" (25-3/4" Armless)	48" (47-3/4" Armless)	70-1/2" (70" Armless)
Depth	30"	30"	30"
Height	33"	33"	33"



Large Lounge
(Closed Arm or Armless)



Large Loveseat
(Closed Arm or Armless)



Large Sofa
(Closed Arm or Armless)

General Dimensions			
Seat width	23-3/4"	47-1/2"	71-1/2"
Seat depth	22"	22"	22"
Seat height	19"	19"	19"
Arm width	4"	4"	4"
Arm height	25-3/4" (w/Arm Only)	25-3/4" (w/Arm Only)	25-3/4" (w/Arm Only)
Overall Dimensions			
Width	31-3/4"	55-1/2"	79-1/2"
Depth	32-3/4"	32-3/4"	32-3/4"
Height	31-3/4"	31-3/4"	31-3/4"

SPECIFICATIONS

Complimentary Furniture

The following lounge collections offer complimentary furniture that creates continuity and a cohesive look throughout a facility. These complimentary pieces can be found in other sections of the KI price list.

SOLTICE - Soltice® Healthcare Seating,
Soltice® Multiple Seating, Soltice® Guest
Chairs, LaResta® Day Bed

UPHOLSTERY INFORMATION

C.O.M. Fabric

For C.O.M. fabric sent to KI-High Point on multiple rolls, add an additional yard of fabric per roll to the yardage requirements. Multiple rolls have shorter pieces of fabric on them and do not allow nesting and stacking of the fabric to achieve the best yield as is done with one large roll. This results in yardage shortages and requests for additional fabric from the client, which can hold up the order. For each roll that is sent, one yard needs to be added and needs to be added to one of the rolls, not separately.

Fabric Disclaimer

Fabric will be applied as swatched by the fabric manufacturer. Fabric that is required to be applied differently than is swatched will need a Product Modification Request written specifying the direction the fabric is to be applied.

FINISH INFORMATION

Color Match

KI offers the additional option of color matching paint, polypropylene, or wood stain through Product Modification Requests. Contact Customer Service for details.

INFORMATION

Warranty

Refer to KI Terms & Conditions document or visit ki.com



Wood Finish - Core

Cherry Storm on Beech	BCX
Cinnamon on Beech	BCN
Cocoa on Beech	BCA
Eclipse Black on Beech	BEB
Florence Walnut on Beech	BFC
Kensington Maple on Maple	MMA
Monticello Maple on Beech	BMT
Natural on Beech	BNA
River Cherry on Beech	BRY

Kensington Maple requires an upcharge. For tablet arms, black PVC edge is used for all laminates.

Finish Cards

View color swatches for items listed within this document.

Paints

Plastics/Poly

Wood/Veneer

Laminates

Molded Edges


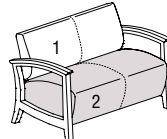
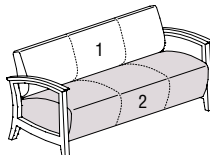
Edge Styles

Hard Plastics

Glass

Certain options referenced may not be available on GSA Schedule.



			MODEL NUMBER																					
			Basic Model	Non-Contrast or Fabric Contrast 1	Fabric Contrast 2	Wood Finish	Arm Cap	Fire Code	Moisture Barrier															
MODEL	Features									Approx. Packaged Weight	Grade C.O.M.	Grade C	Grade D	Grade E & C.O.L.	Grade F	Grade G	Grade H	Grade I	Grade J	Grade K	Grade L Leather	Grade M Leather	TB133 add to list price	Moisture Barrier add to list price
	Medium Lounge Chair (Open Arms)	Non-contrast	S0823/NC	□□□□		□□□	□□□	□□□	□□□	58.0#	\$ 2378	\$ 2403	\$ 2446	\$ 2499	\$ 2530	\$ 2599	\$ 2666	\$ 2751	\$ 2923	\$ 3093	\$ 3264	\$ 3607	\$ 455	\$ 164
	• Non-contrast C.O.M = 3 yd	Contrast	S0823/FC	□□□□	□□□□	□□□	□□□	□□□	□□□	58.0#	2458	2486	2526	2578	2613	2680	2746	2836	3004	3176	3344	3687	455	164
	• 1 = Back (Fabric Contrast 1) C.O.M. = 1.75 yd																							
	• 2 = Seat (Fabric Contrast 2) C.O.M. = 1.75 yd																							
SOLS																								
	Medium Loveseat (Open Arms)	Non-contrast	S0833/NC	□□□□		□□□	□□□	□□□	□□□	82.0#	\$ 3158	\$ 3201	\$ 3282	\$ 3371	\$ 3435	\$ 3559	\$ 3677	\$ 3828	\$ 4134	\$ 4446	\$ 4753	\$ 5366	\$ 635	\$ 319
	• Non-contrast C.O.M = 5 yd	Contrast	S0833/FC	□□□□	□□□□	□□□	□□□	□□□	□□□	82.0#	3280	3324	3401	3493	3557	3678	3802	3955	4258	4568	4872	5485	635	319
	• 1 = Back (Fabric Contrast 1) C.O.M. = 3 yd																							
	• 2 = Seat (Fabric Contrast 2) C.O.M. = 2.5 yd																							
SOLS																								
	Medium Sofa (Open Arms)	Non-contrast	S0843/NC	□□□□		□□□	□□□	□□□	□□□	102.0#	\$ 4013	\$ 4076	\$ 4183	\$ 4308	\$ 4400	\$ 4568	\$ 4737	\$ 4951	\$ 5379	\$ 5800	\$ 6230	\$ 7083	\$ 797	\$ 483
	• Non-contrast C.O.M = 7 yd	Contrast	S0843/FC	□□□□	□□□□	□□□	□□□	□□□	□□□	102.0#	4167	4229	4338	4465	4546	4721	4887	5104	5531	5955	6381	7233	797	483
	• 1 = Back (Fabric Contrast 1) C.O.M. = 4.5 yd																							
	• 2 = Seat (Fabric Contrast 2) C.O.M. = 3.5 yd																							
SOLS																								
			A	B	C	D	E	F	G															

HOW TO ORDER

Indicate the following information on order form:

- Quantity of each item.
- Model number, including options. See “How To Build a Model Number”.
- Any special service required.

Note:

- The ☐ indicates that a choice is required.
- The absence of the ☐ indicates that no choice is required.
- Alpha-numeric characters in place of ☐ indicate that no other alternatives are available.

HOW TO BUILD A MODEL NUMBER

- A**Select basic model.
- B**Select non-contrast or fabric contrast 1. Refer to [ki.com/fabrics](https://www.ki.com/fabrics)
- C**Select fabric contrast 2. Refer to [ki.com/fabrics](https://www.ki.com/fabrics)
- D**Select wood finish color. Refer to the **Product Color Options** page in this price list. For Kensington Maple add upcharge.
- E**Select arm option.

WAC

- Wood armcaps

PAC

- Black poly (pair); add \$238
- F**Select fire code.

NFR

- Compliance to TB 117-2013

FR

- Compliance to TB 133

See pricing column for TB133 upcharge.

- G**Select moisture barrier.

NMB

- No moisture barrier

MB

- Moisture barrier

See pricing column for moisture barrier upcharge.

KENSINGTON MAPLE UPCHARGE

Kensington Maple requires extended leadtimes.

Model

S0823/NC \$121

S0833/NC \$121

S0843/NC \$121

S0823/FC \$121

S0833/FC \$121

S0843/FC \$121

INFORMATION

C.O.M. Requirements

C.O.M. yardage requirements listed above are based on plain goods 54” wide. If less than 54” wide or fabrics requiring matching (stripes, plaids, prints, large patterns), additional yardage will be needed. Consult C.O.M. matrix on the Ordering C.O.M. and C.O.L. page for additional yardage needed. For C.O.M. fabric sent to KI-High Point on multiple rolls, add an additional yard of fabric per roll to the yardage requirements.

C.O.L. Requirements

Figure 18 sq. ft. of leather (C.O.L.) for each yard shown (i.e., 4.75 x 18 = 85.5 sq. ft.).

Contrasting Upholstery

When contrasting fabric is chosen, price at highest in-grade.

Minimum Fabric/Leather Quantity

Minimum order for fabric is 1 yard. Minimum order for leather is 1 hide (approximately 50 sq. ft).

California TB133 Fire Safety Code

For California Technical Bulletin 133 compliant models, a Product Modification Request is required. Contact Customer Service for details.

SPECIAL SERVICES

Special Carton Marking

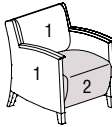
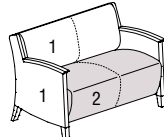
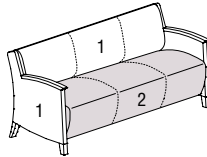
With specially marked information N/C

Shipping

Ships **assembled, FOB High Point, NC 27263, freight prepaid.** Freight class 175

Specifications and prices are subject to change without prior notice.



			MODEL NUMBER																					
			Basic Model	Non-Contrast or Fabric Contrast 1	Fabric Contrast 2	Wood Finish	Arm Cap	Fire Code	Moisture Barrier															
MODEL	Features									Approx. Packaged Weight	Grade C.O.M.	Grade C	Grade D	Grade E & C.O.L.	Grade F	Grade G	Grade H	Grade I	Grade J	Grade K	Grade L Leather	Grade M Leather	TB133 add to list price	Moisture Barrier add to list price
	Medium Lounge Chair (Closed Arm) • Non-contrast C.O.M = 5 yd • 1 = Back and arms (Fabric Contrast 1) C.O.M. = 4.25 yd • 2 = Seat (Fabric Contrast 2) C.O.M. = 1.75 yd	Non-contrast	SP823/NC	□□□□		□□□	□□□	□□□	□□□	70.0#	\$ 2559	\$ 2605	\$ 2681	\$ 2777	\$ 2836	\$ 2957	\$ 3080	\$ 3234	\$ 3539	\$ 3852	\$ 4158	\$ 4771	\$ 570	\$ 207
		Contrast	SP823/FC	□□□□	□□□□	□□□	□□□	□□□	□□□	70.0#	2639	2685	2761	2858	2916	3042	3162	3317	3621	3930	4236	4851	570	207
SOLS																								
	Medium Loveseat (Closed Arm) • Non-contrast C.O.M = 7 yd • 1 = Back and arms (Fabric Contrast 1) C.O.M. = 5.25 yd • 2 = Seat (Fabric Contrast 2) C.O.M. = 2.5 yd	Non-contrast	SP833/NC	□□□□		□□□	□□□	□□□	□□□	92.0#	\$ 3446	\$ 3515	\$ 3620	\$ 3743	\$ 3827	\$ 4001	\$ 4170	\$ 4382	\$ 4811	\$ 5235	\$ 5664	\$ 6516	\$ 791	\$ 398
		Contrast	SP833/FC	□□□□	□□□□	□□□	□□□	□□□	□□□	92.0#	3568	3633	3739	3866	3950	4125	4294	4505	4932	5358	5786	6637	791	398
SOLS																								
	Medium Sofa (Closed Arm) • Non-contrast C.O.M = 9 yd • 1 = Back and arms (Fabric Contrast 1) C.O.M. = 7 yd • 2 = Seat (Fabric Contrast 2) C.O.M. = 3.5 yd	Non-contrast	SP843/NC	□□□□		□□□	□□□	□□□	□□□	115.0#	\$ 4338	\$ 4416	\$ 4552	\$ 4718	\$ 4827	\$ 5046	\$ 5265	\$ 5538	\$ 6081	\$ 6625	\$ 7172	\$ 8265	\$ 994	\$ 605
		Contrast	SP843/FC	□□□□	□□□□	□□□	□□□	□□□	□□□	115.0#	4487	4570	4710	4870	4982	5197	5417	5692	6236	6778	7328	8418	994	605
SOLS																								
			A	B	C	D	E	F	G															

HOW TO ORDER

Indicate the following information on order form:

- Quantity of each item.
- Model number, including options. See “How To Build a Model Number”.
- Any special service required.

Note:

- The ☐ indicates that a choice is required.
- The absence of the ☐ indicates that no choice is required.
- Alpha-numeric characters in place of ☐ indicate that no other alternatives are available.

HOW TO BUILD A MODEL NUMBER

- A**Select basic model.
- B**Select non-contrast or fabric contrast 1. Refer to [ki.com/fabrics](https://www.ki.com/fabrics)
- C**Select fabric contrast 2. Refer to [ki.com/fabrics](https://www.ki.com/fabrics)
- D**Select wood finish color. Refer to the **Product Color Options** page in this price list. For Kensington Maple add upcharge.
- E**Select arm option.

WAC

- Wood armcaps

PAC

- Black poly (pair); add \$238
- F**Select fire code.

NFR

- Compliance to TB 117-2013

FR

- Compliance to TB 133

See pricing column for TB133 upcharge.

- G**Select moisture barrier.

NMB

- No moisture barrier

MB

- Moisture barrier

See pricing column for moisture barrier upcharge.

KENSINGTON MAPLE UPCHARGE

Kensington Maple requires extended leadtimes.

Model	
SP823/NC	\$52
SP833/NC	\$52
SP843/NC	\$52
SP823/FC	\$52
SP833/FC	\$52
SP843/FC	\$52

INFORMATION

C.O.M. Requirements
C.O.M. yardage requirements listed above are based on plain goods 54” wide. If less than 54” wide or fabrics requiring matching (stripes, plaids, prints, large patterns), additional yardage will be needed. Consult C.O.M. matrix on the Ordering C.O.M. and C.O.L. page for additional yardage needed. For C.O.M. fabric sent to KI-High Point on multiple rolls, add an additional yard of fabric per roll to the yardage requirements.

C.O.L. Requirements
Figure 18 sq. ft. of leather (C.O.L.) for each yard shown (i.e., 4.75 x 18 = 85.5 sq. ft.).

Contrasting Upholstery
When contrasting fabric is chosen, price at highest in-grade.

Minimum Fabric/Leather Quantity
Minimum order for fabric is 1 yard. Minimum order for leather is 1 hide (approximately 50 sq. ft).

California TB133 Fire Safety Code
For California Technical Bulletin 133 compliant models, a Product Modification Request is required. Contact Customer Service for details.

SPECIAL SERVICES


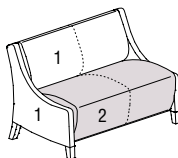
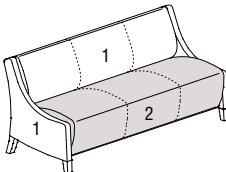
Special Carton Marking

With specially marked information N/C

Shipping
Ships **assembled, FOB High Point, NC 27263, freight prepaid.** Freight class 175

Specifications and prices are subject to change without prior notice.



			MODEL NUMBER																					
			Basic Model	Non-Contrast or Fabric Contrast 1	Fabric Contrast 2	Wood Finish	Fire Code	Moisture Barrier																
MODEL			Features						Approx. Packaged Weight	Grade C.O.M.	Grade C	Grade D	Grade E & C.O.L.	Grade F	Grade G	Grade H	Grade I	Grade J	Grade K	Grade L Leather	Grade M Leather	TB133 add to list price	Moisture Barrier add to list price	
	Medium Lounge Chair (Armless) <ul style="list-style-type: none">• Non-contrast C.O.M = 5 yd• 1 = Back and side panels (Fabric Contrast 1) C.O.M. = 4.25 yd• 2 = Seat (Fabric Contrast 2) C.O.M. = 1.75 yd		Non-contrast	SA823/NC	□□□□		□□□	□□□	□□□	63.0#	\$ 2522	\$ 2564	\$ 2633	\$ 2715	\$ 2763	\$ 2877	\$ 2985	\$ 3122	\$ 3394	\$ 3669	\$ 3939	\$ 4485	\$ 570	\$ 207
			Contrast	SA823/FC	□□□□	□□□□	□□□	□□□	□□□	63.0#	2604	2641	2714	2796	2845	2957	3064	3201	3476	3746	4022	4568	570	207
SOLS																								
	Medium Loveseat (Armless) <ul style="list-style-type: none">• Non-contrast C.O.M = 7 yd• 1 = Back and side panels (Fabric Contrast 1) C.O.M. = 5.25 yd• 2 = Seat (Fabric Contrast 2) C.O.M. = 2.5 yd		Non-contrast	SA833/NC	□□□□		□□□	□□□	□□□	85.0#	\$ 3194	\$ 3257	\$ 3361	\$ 3482	\$ 3568	\$ 3728	\$ 3890	\$ 4098	\$ 4504	\$ 4912	\$ 5319	\$ 6141	\$ 791	\$ 398
			Contrast	SA833/FC	□□□□	□□□□	□□□	□□□	□□□	85.0#	3319	3377	3480	3606	3690	3853	4013	4220	4624	5033	5444	6263	791	398
SOLS																								
	Medium Sofa (Armless) <ul style="list-style-type: none">• Non-contrast C.O.M = 9 yd• 1 = Back and side panels (Fabric Contrast 1) C.O.M. = 7 yd• 2 = Seat (Fabric Contrast 2) C.O.M. = 3.5 yd		Non-contrast	SA843/NC	□□□□		□□□	□□□	□□□	107.0#	\$ 4076	\$ 4164	\$ 4302	\$ 4471	\$ 4583	\$ 4809	\$ 5030	\$ 5314	\$ 5876	\$ 6442	\$ 7002	\$ 8127	\$ 994	\$ 605
			Contrast	SA843/FC	□□□□	□□□□	□□□	□□□	□□□	107.0#	4229	4310	4456	4623	4737	4960	5186	5467	6029	6594	7155	8280	994	605
SOLS																								

HOW TO ORDER

- Indicate the following information on order form:
1. Quantity of each item.
 2. Model number, including options. See “How To Build a Model Number”.
 3. Any special service required.

Note:

- The ☐ indicates that a choice is required.
- The absence of the ☐ indicates that no choice is required.
- Alpha-numeric characters in place of ☐ indicate that no other alternatives are available.

HOW TO BUILD A MODEL NUMBER

- A**Select basic model.
- B**Select non-contrast or fabric contrast 1. Refer to [ki.com/fabrics](https://www.ki.com/fabrics)
- C**Select fabric contrast 2. Refer to [ki.com/fabrics](https://www.ki.com/fabrics)
- D**Select wood finish color. Refer to the **Product Color Options** page in this price list. For Kensington Maple add upcharge.
- E**Select fire code.
NFR - Compliance to TB 117-2013
FR - Compliance to TB 133
See pricing column for TB133 upcharge.
- F**Select moisture barrier.
NMB - No moisture barrier
MB - Moisture barrier
See pricing column for moisture barrier upcharge.

KENSINGTON MAPLE UPCHARGE

Kensington Maple requires extended leadtimes.

Model

SA823/NC \$24

SA833/NC \$24

SA843/NC \$24

SA823/FC \$24

SA833/FC \$24

SA843/FC \$24

INFORMATION

C.O.M. Requirements

C.O.M. yardage requirements listed above are based on plain goods 54” wide. If less than 54” wide or fabrics requiring matching (stripes, plaids, prints, large patterns), additional yardage will be needed. Consult C.O.M. matrix on the Ordering C.O.M. and C.O.L. page for additional yardage needed. For C.O.M. fabric sent to KI-High Point on multiple rolls, add an additional yard of fabric per roll to the yardage requirements.

C.O.L. Requirements

Figure 18 sq. ft. of leather (C.O.L.) for each yard shown (i.e., 4.75 x 18 = 85.5 sq. ft.).

Contrasting Upholstery

When contrasting fabric is chosen, price at highest in-grade.

Minimum Fabric/Leather Quantity

Minimum order for fabric is 1 yard. Minimum order for leather is 1 hide (approximately 50 sq. ft).

California TB133 Fire Safety Code

For California Technical Bulletin 133 compliant models, a Product Modification Request is required. Contact Customer Service for details.

SPECIAL SERVICES

Special Carton Marking

With specially marked information N/C

Shipping

Ships **assembled, FOB High Point, NC 27263, freight prepaid.** Freight class 175

Specifications and prices are subject to change without prior notice.



		MODEL NUMBER																					
		Basic Model	Non-Contrast or Fabric Contrast 1	Wood Finish	Arm Cap	Fire Code	Moisture Barrier																
MODEL								Approx. Packaged Weight	Delivered Pricing	Grade C.O.M.	Grade C	Grade D	Grade E & C.O.L.	Grade F	Grade G	Grade H	Grade I	Grade J	Grade K	Grade L Leather	Grade M Leather	TB133 add to list price	Moisture Barrier add to list price
SORP	Medium Lounge Chair - Replacement Back • Non-contrast C.O.M = 1.75 yd	823-BK	□□□□			□□□	□□□	20.0#	N/A	\$ 915	\$ 935	\$ 966	\$ 999	\$ 1021	\$ 1072	\$ 1121	\$ 1179	\$ 1297	\$ 1418	\$ 1537	\$ 1777	\$ 185	\$ 173
SORP	Medium Lounge Chair - Replacement Seat • Non-contrast C.O.M = 1.75 yd	823-ST	□□□□			□□□	□□□	25.0#	N/A	\$ 1105	\$ 1119	\$ 1143	\$ 1174	\$ 1192	\$ 1237	\$ 1275	\$ 1327	\$ 1431	\$ 1533	\$ 1635	\$ 1838	\$ 185	\$ 163
SORP	Medium Lounge Chair - Replacement Arm (Open Arm) • Includes armcap	823-OA/LF		□□□	□□□			13.0#	\$ 646													N/A	N/A
		823-OA/RF		□□□	□□□			13.0#	646													N/A	N/A
SORP	Medium Lounge Chair - Replacement Arm (Closed Arm) • Non-contrast C.O.M = 2.5 yd • Includes armcap	823-CA/LF	□□□□	□□□	□□□	□□□	□□□	25.0#	N/A	\$ 984	\$ 1008	\$ 1051	\$ 1105	\$ 1138	\$ 1205	\$ 1271	\$ 1358	\$ 1531	\$ 1699	\$ 1870	\$ 2213	\$ 308	\$ 150
		823-CA/RF	□□□□	□□□	□□□	□□□	□□□	25.0#	N/A	984	1008	1051	1105	1138	1205	1271	1358	1531	1699	1870	2213	308	150
SORP	Medium Lounge Chair - Replacement Arm (Armless) • Non-contrast C.O.M = 3 yd	823-AL/LF	□□□□	□□□		□□□	□□□	18.0#	N/A	\$ 991	\$ 1017	\$ 1069	\$ 1131	\$ 1173	\$ 1252	\$ 1336	\$ 1435	\$ 1644	\$ 1847	\$ 2052	\$ 2461	\$ 368	\$ 177
		823-AL/RF	□□□□	□□□		□□□	□□□	18.0#	N/A	991	1017	1069	1131	1173	1252	1336	1435	1644	1847	2052	2461	368	177
SORP	Medium Lounge Chair - Replacement Armcaps, Wood • Set of 2	823-AC		□□□				5.0#	\$ 448													N/A	N/A
		A	B	C	D	E	F																

HOW TO ORDER

Indicate the following information on order form:

- Quantity of each item.
- Model number, including options. See “How To Build a Model Number”.
- Any special service required.

Note:

- The □ indicates that a choice is required.
- The absence of the □ indicates that no choice is required.
- Alpha-numeric characters in place of □ indicate that no other alternatives are available.

HOW TO BUILD A MODEL NUMBER

- A**Select basic model.
- B**Select non-contrast or fabric contrast 1. Refer to [ki.com/fabrics](#)
- C**Select wood finish color. Refer to the **Product Color Options** page in this price list. For Kensington Maple add upcharge.
- D**Select arm option.
WAC - Wood armcaps
PAC - Black poly (pair); add \$238
- E**Select fire code.
NFR - Compliance to TB 117-2013
FR - Compliance to TB 133
See pricing column for TB133 upcharge.
- F**Select moisture barrier.
NMB - No moisture barrier
MB - Moisture barrier
See pricing column for moisture barrier upcharge.

KENSINGTON MAPLE UPCHARGE

Kensington Maple requires extended leadtimes.	
Model	
823	\$24
833	\$24
843	\$24

INFORMATION

C.O.M. Requirements
C.O.M. yardage requirements listed above are based on plain goods 54” wide. If less than 54” wide or fabrics requiring matching (stripes, plaids, prints, large patterns), additional yardage will be needed. Consult C.O.M. matrix on the Ordering C.O.M. and C.O.L. page for additional yardage needed. For C.O.M. fabric sent to KI-High Point on multiple rolls, add an additional yard of fabric per roll to the yardage requirements.

C.O.L. Requirements
Figure 18 sq. ft. of leather (C.O.L.) for each yard shown (i.e., 4.75 x 18 = 85.5 sq. ft.).

Contrasting Upholstery
When contrasting fabric is chosen, price at highest in-grade.

Minimum Fabric/Leather Quantity
Minimum order for fabric is 1 yard. Minimum order for leather is 1 hide (approximately 50 sq. ft).

California TB133 Fire Safety Code
For California Technical Bulletin 133 compliant models, a Product Modification Request is required. Contact Customer Service for details.

SPECIAL SERVICES

Special Carton Marking	
With specially marked information	N/C

Shipping
Ships **knocked down, FOB High Point, NC 27263, freight prepaid.** Freight class 175

Specifications and prices are subject to change without prior notice.



		MODEL NUMBER																					
		Basic Model	Non-Contrast or Fabric Contrast 1	Wood Finish	Arm Cap	Fire Code	Moisture Barrier	Approx. Packaged Weight	Delivered Pricing	Grade C.O.M.	Grade C	Grade D	Grade E & C.O.L.	Grade F	Grade G	Grade H	Grade I	Grade J	Grade K	Grade L Leather	Grade M Leather	TB133 add to list price	Moisture Barrier add to list price
SORP	Medium Loveseat - Replacement Back	833-BK	□□□□			□□□	□□□	30.0#	N/A	\$ 1192	\$ 1220	\$ 1270	\$ 1325	\$ 1363	\$ 1435	\$ 1513	\$ 1605	\$ 1796	\$ 1972	\$ 2171	\$ 2542	\$ 252	\$ 229
SORP	Medium Loveseat - Replacement Seat • Non-contrast C.O.M = 2.75 yd	833-ST	□□□□			□□□	□□□	39.0#	N/A	\$ 1293	\$ 1313	\$ 1358	\$ 1411	\$ 1444	\$ 1511	\$ 1582	\$ 1668	\$ 1834	\$ 2006	\$ 2176	\$ 2516	\$ 252	\$ 229
SORP	Medium Loveseat - Replacement Arm (Open Arm) • Includes armcap	833-OA/LF		□□□	□□□			13.0#	\$ 646													N/A	N/A
		833-OA/RF		□□□	□□□			13.0#	646													N/A	N/A
SORP	Medium Loveseat - Replacement Arm (Closed Arm) • Non-contrast C.O.M = 2.5 yd • Includes armcap	833-CA/LF	□□□□	□□□	□□□	□□□	□□□	25.0#	N/A	\$ 984	\$ 1008	\$ 1051	\$ 1105	\$ 1138	\$ 1205	\$ 1271	\$ 1358	\$ 1531	\$ 1699	\$ 1870	\$ 2213	\$ 308	\$ 150
		833-CA/RF	□□□□	□□□	□□□	□□□	□□□	25.0#	N/A	984	1008	1051	1105	1138	1205	1271	1358	1531	1699	1870	2213	308	150
SORP	Medium Loveseat - Replacement Arm (Armless) • Non-contrast C.O.M = 3 yd	833-AL/LF	□□□□	□□□		□□□	□□□	18.0#	N/A	\$ 991	\$ 1017	\$ 1069	\$ 1131	\$ 1173	\$ 1252	\$ 1336	\$ 1435	\$ 1644	\$ 1847	\$ 2052	\$ 2461	\$ 368	\$ 177
		833-AL/RF	□□□□	□□□		□□□	□□□	18.0#	N/A	991	1017	1069	1131	1173	1252	1336	1435	1644	1847	2052	2461	368	177
SORP	Medium Loveseat - Replacement Arm-caps, Wood • Set of 2	833-AC		□□□				5.0#	\$ 448													N/A	N/A
		A	B	C	D	E	F																

HOW TO ORDER

Indicate the following information on order form:

- Quantity of each item.
- Model number, including options. See “How To Build a Model Number”.
- Any special service required.

Note:

- The □ indicates that a choice is required.
- The absence of the □ indicates that no choice is required.
- Alpha-numeric characters in place of □ indicate that no other alternatives are available.

HOW TO BUILD A MODEL NUMBER

- A**Select basic model.
- B**Select non-contrast or fabric contrast 1. Refer to [ki.com/fabrics](#)
- C**Select wood finish color. Refer to the **Product Color Options** page in this price list. For Kensington Maple add upcharge.
- D**Select arm option.

WAC	- Wood armcaps
PAC	- Black poly (pair); add \$238
- E**Select fire code.

NFR	- Compliance to TB 117-2013
FR	- Compliance to TB 133

See pricing column for TB133 upcharge.
- F**Select moisture barrier.

NMB	- No moisture barrier
MB	- Moisture barrier

See pricing column for moisture barrier upcharge.

KENSINGTON MAPLE UPCHARGE

Kensington Maple requires extended leadtimes.	
Model	
823	\$24
833	\$24
843	\$24

INFORMATION

C.O.M. Requirements
C.O.M. yardage requirements listed above are based on plain goods 54” wide. If less than 54” wide or fabrics requiring matching (stripes, plaids, prints, large patterns), additional yardage will be needed. Consult C.O.M. matrix on the Ordering C.O.M. and C.O.L. page for additional yardage needed. For C.O.M. fabric sent to KI-High Point on multiple rolls, add an additional yard of fabric per roll to the yardage requirements.

C.O.L. Requirements
Figure 18 sq. ft. of leather (C.O.L.) for each yard shown (i.e., 4.75 x 18 = 85.5 sq. ft.).

Contrasting Upholstery
When contrasting fabric is chosen, price at highest in-grade.

Minimum Fabric/Leather Quantity
Minimum order for fabric is 1 yard. Minimum order for leather is 1 hide (approximately 50 sq. ft).

California TB133 Fire Safety Code
For California Technical Bulletin 133 compliant models, a Product Modification Request is required. Contact Customer Service for details.

SPECIAL SERVICES

Special Carton Marking	
With specially marked information	N/C

Shipping
Ships **knocked down, FOB High Point, NC 27263, freight prepaid.** Freight class 175

Specifications and prices are subject to change without prior notice.



		MODEL NUMBER																					
		Basic Model	Non-Contrast or Fabric Contrast 1	Wood Finish	Arm Cap	Fire Code	Moisture Barrier	Approx. Packaged Weight	Delivered Pricing	Grade C.O.M.	Grade C	Grade D	Grade E & C.O.L.	Grade F	Grade G	Grade H	Grade I	Grade J	Grade K	Grade L Leather	Grade M Leather	TB133 add to list price	Moisture Barrier add to list price
SORP	Medium Sofa - Replacement Back • Non-contrast C.O.M = 4.75 yd	843-BK	□□□□			□□□	□□□	38.0#	N/A	\$ 1669	\$ 1717	\$ 1793	\$ 1886	\$ 1945	\$ 2069	\$ 2191	\$ 2344	\$ 2646	\$ 2956	\$ 3264	\$ 3877	\$ 319	\$ 319
SORP	Medium Sofa - Replacement Seat • Non-contrast C.O.M = 3.75 yd	843-ST	□□□□			□□□	□□□	51.0#	N/A	\$ 1743	\$ 1782	\$ 1841	\$ 1914	\$ 1964	\$ 2059	\$ 2151	\$ 2270	\$ 2510	\$ 2746	\$ 2986	\$ 3466	\$ 319	\$ 303
SORP	Medium Sofa - Replacement Arm (Open Arm) • Includes armcap	843-OA/LF		□□□	□□□			13.0#	\$ 646													N/A	N/A
		843-OA/RF		□□□	□□□			13.0#	646													N/A	N/A
SORP	Medium Sofa - Replacement Arm (Closed Arm) • Non-contrast C.O.M = 2.5 yd • Includes armcap	843-CA/LF	□□□□	□□□	□□□	□□□	□□□	25.0#	N/A	\$ 984	\$ 1008	\$ 1051	\$ 1105	\$ 1138	\$ 1205	\$ 1271	\$ 1358	\$ 1531	\$ 1699	\$ 1870	\$ 2213	\$ 308	\$ 150
		843-CA/RF	□□□□	□□□	□□□	□□□	□□□	25.0#	N/A	984	1008	1051	1105	1138	1205	1271	1358	1531	1699	1870	2213	308	150
SORP	Medium Sofa - Replacement Arm (Armless) • Non-contrast C.O.M = 3 yd	843-AL/LF	□□□□	□□□		□□□	□□□	18.0#	N/A	\$ 991	\$ 1017	\$ 1069	\$ 1131	\$ 1173	\$ 1252	\$ 1336	\$ 1435	\$ 1644	\$ 1847	\$ 2052	\$ 2461	\$ 368	\$ 177
		843-AL/RF	□□□□	□□□		□□□	□□□	18.0#	N/A	991	1017	1069	1131	1173	1252	1336	1435	1644	1847	2052	2461	368	177
SORP	Medium Sofa - Replacement Armcaps, Wood • Set of 2	843-AC		□□□				5.0#	\$ 448													N/A	N/A
		A	B	C	D	E	F																

HOW TO ORDER

Indicate the following information on order form:

- Quantity of each item.
- Model number, including options. See “How To Build a Model Number”.
- Any special service required.

Note:

- The □ indicates that a choice is required.
- The absence of the □ indicates that no choice is required.
- Alpha-numeric characters in place of □ indicate that no other alternatives are available.

HOW TO BUILD A MODEL NUMBER

- A**Select basic model.
- B**Select non-contrast or fabric contrast 1. Refer to [ki.com/fabrics](#)
- C**Select wood finish color. Refer to the **Product Color Options** page in this price list. For Kensington Maple add upcharge.
- D**Select arm option.

WAC - Wood armcaps

PAC - Black poly (pair); add \$238
- E**Select fire code.

NFR - Compliance to TB 117-2013

FR - Compliance to TB 133

See pricing column for TB133 upcharge.
- F**Select moisture barrier.

NMB - No moisture barrier

MB - Moisture barrier

See pricing column for moisture barrier upcharge.

KENSINGTON MAPLE UPCHARGE

Kensington Maple requires extended leadtimes.	
Model	
823	\$24
833	\$24
843	\$24

INFORMATION

C.O.M. Requirements
C.O.M. yardage requirements listed above are based on plain goods 54” wide. If less than 54” wide or fabrics requiring matching (stripes, plaids, prints, large patterns), additional yardage will be needed. Consult C.O.M. matrix on the Ordering C.O.M. and C.O.L. page for additional yardage needed. For C.O.M. fabric sent to KI-High Point on multiple rolls, add an additional yard of fabric per roll to the yardage requirements.

C.O.L. Requirements
Figure 18 sq. ft. of leather (C.O.L.) for each yard shown (i.e., 4.75 x 18 = 85.5 sq. ft.).

Contrasting Upholstery
When contrasting fabric is chosen, price at highest in-grade.

Minimum Fabric/Leather Quantity
Minimum order for fabric is 1 yard. Minimum order for leather is 1 hide (approximately 50 sq. ft).

California TB133 Fire Safety Code
For California Technical Bulletin 133 compliant models, a Product Modification Request is required. Contact Customer Service for details.

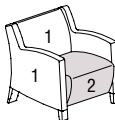
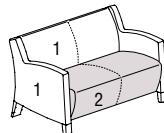
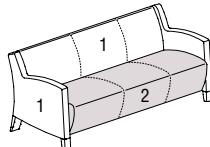
SPECIAL SERVICES

Special Carton Marking	
With specially marked information	N/C

Shipping
Ships **knocked down, FOB High Point, NC 27263, freight prepaid.** Freight class 175

Specifications and prices are subject to change without prior notice.



			MODEL NUMBER																															
			Basic Model	Non-Contrast or Fabric Contrast 1	Fabric Contrast 2	Wood Finish	Fire Code	Moisture Barrier																										
MODEL			Features		Approx. Packaged Weight		Grade C.O.M.		Grade C		Grade D		Grade E & C.O.L.		Grade F		Grade G		Grade H		Grade I		Grade J		Grade K		Grade L Leather		Grade M Leather		TB133 add to list price		Moisture Barrier add to list price	
	Large Lounge Chair (Closed Arm)		Non-contrast	SP923/NC	□□□□		□□□	□□□	□□□		80.0#	\$ 3021	\$ 3073	\$ 3157	\$ 3258	\$ 3325	\$ 3463	\$ 3600	\$ 3768	\$ 4109	\$ 4452	\$ 4789	\$ 5471	\$ 570	\$ 207									
	• Non-contrast C.O.M = 5.5 yd		Contrast	SP923/FC	□□□□	□□□□	□□□	□□□	□□□		80.0#	3101	3151	3235	3337	3409	3542	3679	3853	4188	4534	4871	5553	570	207									
	• 1 = Back and arms (Fabric Contrast 1) C.O.M. = 4.75 yd																																	
	• 2 = Seat (Fabric Contrast 2) C.O.M. = 1.75 yd																																	
SOLS																																		
	Large Loveseat (Closed Arm)		Non-contrast	SP933/NC	□□□□		□□□	□□□	□□□		105.0#	\$ 4427	\$ 4488	\$ 4601	\$ 4724	\$ 4810	\$ 4982	\$ 5149	\$ 5365	\$ 5790	\$ 6214	\$ 6644	\$ 7496	\$ 791	\$ 398									
	• Non-contrast C.O.M = 7.75 yd		Contrast	SP933/FC	□□□□	□□□□	□□□	□□□	□□□		105.0#	4546	4614	4721	4850	4931	5104	5271	5483	5912	6337	6765	7617	791	398									
	• 1 = Back and arms (Fabric Contrast 1) C.O.M. = 6 yd																																	
	• 2 = Seat (Fabric Contrast 2) C.O.M. = 2.75 yd																																	
SOLS																																		
	Large Sofa (Closed Arm)		Non-contrast	SP943/NC	□□□□		□□□	□□□	□□□		125.0#	\$ 5299	\$ 5382	\$ 5524	\$ 5693	\$ 5801	\$ 6028	\$ 6253	\$ 6537	\$ 7098	\$ 7662	\$ 8224	\$ 9347	\$ 994	\$ 605									
	• Non-contrast C.O.M = 9.75 yd		Contrast	SP943/FC	□□□□	□□□□	□□□	□□□	□□□		125.0#	5454	5536	5674	5844	5957	6181	6408	6687	7250	7811	8377	9500	994	605									
	• 1 = Back and arms (Fabric Contrast 1) C.O.M. = 7.5 yd																																	
	• 2 = Seat (Fabric Contrast 2) C.O.M. = 3.5 yd																																	
SOLS																																		
				A	B	C	D	E	F																									

HOW TO ORDER

- Indicate the following information on order form:
1. Quantity of each item.
 2. Model number, including options. See “How To Build a Model Number”.
 3. Any special service required.

Note:

- The □ indicates that a choice is required.
- The absence of the □ indicates that no choice is required.
- Alpha-numeric characters in place of □ indicate that no other alternatives are available.

HOW TO BUILD A MODEL NUMBER

- A**Select basic model.
- B**Select non-contrast or fabric contrast 1. Refer to [ki.com/fabrics](#)
- C**Select fabric contrast 2. Refer to [ki.com/fabrics](#)
- D**Select wood finish color. Refer to the **Product Color Options** page in this price list. For Kensington Maple add upcharge.
- E**Select fire code.
NFR - Compliance to TB 117-2013
FR - Compliance to TB 133
See pricing column for TB133 upcharge.
- F**Select moisture barrier.
NMB - No moisture barrier
MB - Moisture barrier
See pricing column for moisture barrier upcharge.

KENSINGTON MAPLE UPCHARGE

Kensington Maple requires extended leadtimes.

Model

SP923/NC \$24

SP933/NC \$24

SP943/NC \$24

SP923/FC \$24

SP933/FC \$24

SP943/FC \$24

INFORMATION

C.O.M. Requirements

C.O.M. yardage requirements listed above are based on plain goods 54” wide. If less than 54” wide or fabrics requiring matching (stripes, plaids, prints, large patterns), additional yardage will be needed. Consult C.O.M. matrix on the Ordering C.O.M. and C.O.L. page for additional yardage needed. For C.O.M. fabric sent to KI-High Point on multiple rolls, add an additional yard of fabric per roll to the yardage requirements.

C.O.L. Requirements

Figure 18 sq. ft. of leather (C.O.L.) for each yard shown (i.e., 4.75 x 18 = 85.5 sq. ft.).

Contrasting Upholstery

When contrasting fabric is chosen, price at highest in-grade.

Minimum Fabric/Leather Quantity

Minimum order for fabric is 1 yard. Minimum order for leather is 1 hide (approximately 50 sq. ft).

California TB133 Fire Safety Code

For California Technical Bulletin 133 compliant models, a Product Modification Request is required. Contact Customer Service for details.

SPECIAL SERVICES

Special Carton Marking


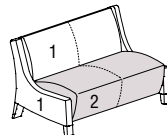
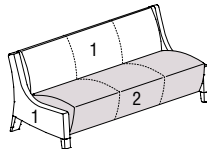
With specially marked information N/C

Shipping

Ships **assembled unless replacement parts which ship knocked down, FOB High Point, NC 27263, freight prepaid.** Freight class 175

Specifications and prices are subject to change without prior notice.



			MODEL NUMBER																				
			Basic Model	Non-Contrast or Fabric Contrast 1	Fabric Contrast 2	Wood Finish	Fire Code	Moisture Barrier															
MODEL			Features		Approx. Packaged Weight		Grade C.O.M.	Grade C	Grade D	Grade E & C.O.L.	Grade F	Grade G	Grade H	Grade I	Grade J	Grade K	Grade L Leather	Grade M Leather	TB133 add to list price	Moisture Barrier add to list price			
 SOLS	Large Lounge Chair (Armless) <ul style="list-style-type: none">• Non-contrast C.O.M = 5.5 yd• 1 = Back and side panels (Fabric Contrast 1) C.O.M. = 4.75 yd• 2 = Seat (Fabric Contrast 2) C.O.M. = 1.75 yd		Non-contrast	SA923/NC	<input type="checkbox"/> <input type="checkbox"/> <input type="checkbox"/> <input type="checkbox"/>	<input type="checkbox"/> <input type="checkbox"/> <input type="checkbox"/>	<input type="checkbox"/> <input type="checkbox"/> <input type="checkbox"/>	75.0#	\$ 3076	\$ 3122	\$ 3201	\$ 3297	\$ 3365	\$ 3494	\$ 3623	\$ 3788	\$ 4109	\$ 4432	\$ 4761	\$ 5406	\$ 570	\$ 207	
			Contrast	SA923/FC	<input type="checkbox"/> <input type="checkbox"/> <input type="checkbox"/> <input type="checkbox"/>	<input type="checkbox"/> <input type="checkbox"/> <input type="checkbox"/>	<input type="checkbox"/> <input type="checkbox"/> <input type="checkbox"/>	75.0#	3157	3201	3285	3380	3444	3574	3704	3866	4188	4518	4838	5485	570	207	
 SOLS	Large Loveseat (Armless) <ul style="list-style-type: none">• Non-contrast C.O.M = 7.5 yd• 1 = Back and side panels (Fabric Contrast 1) C.O.M. = 5.75 yd• 2 = Seat (Fabric Contrast 2) C.O.M. = 2.75 yd		Non-contrast	SA933/NC	<input type="checkbox"/> <input type="checkbox"/> <input type="checkbox"/> <input type="checkbox"/>	<input type="checkbox"/> <input type="checkbox"/> <input type="checkbox"/>	<input type="checkbox"/> <input type="checkbox"/> <input type="checkbox"/>	95.0#	\$ 4314	\$ 4381	\$ 4489	\$ 4624	\$ 4717	\$ 4893	\$ 5067	\$ 5294	\$ 5732	\$ 6178	\$ 6619	\$ 7506	\$ 791	\$ 398	
			Contrast	SA933/FC	<input type="checkbox"/> <input type="checkbox"/> <input type="checkbox"/> <input type="checkbox"/>	<input type="checkbox"/> <input type="checkbox"/> <input type="checkbox"/>	<input type="checkbox"/> <input type="checkbox"/> <input type="checkbox"/>	95.0#	4437	4504	4615	4746	4837	5016	5192	5415	5855	6302	6742	7625	791	398	
 SOLS	Large Sofa (Armless) <ul style="list-style-type: none">• Non-contrast C.O.M = 9.5 yd• 1 = Back and side panels (Fabric Contrast 1) C.O.M. = 7.5 yd• 2 = Seat (Fabric Contrast 2) C.O.M. = 3.5 yd		Non-contrast	SA943/NC	<input type="checkbox"/> <input type="checkbox"/> <input type="checkbox"/> <input type="checkbox"/>	<input type="checkbox"/> <input type="checkbox"/> <input type="checkbox"/>	<input type="checkbox"/> <input type="checkbox"/> <input type="checkbox"/>	120.0#	\$ 5166	\$ 5251	\$ 5387	\$ 5556	\$ 5670	\$ 5897	\$ 6121	\$ 6400	\$ 6967	\$ 7529	\$ 8092	\$ 9218	\$ 994	\$ 605	
			Contrast	SA943/FC	<input type="checkbox"/> <input type="checkbox"/> <input type="checkbox"/> <input type="checkbox"/>	<input type="checkbox"/> <input type="checkbox"/> <input type="checkbox"/>	<input type="checkbox"/> <input type="checkbox"/> <input type="checkbox"/>	120.0#	5316	5402	5542	5711	5827	6049	6272	6554	7118	7678	8242	9365	994	605	
				A	B	C	D	E	F														

HOW TO ORDER

- Indicate the following information on order form:
1. Quantity of each item.
 2. Model number, including options. See “How To Build a Model Number”.
 3. Any special service required.

Note:

- The ☐ indicates that a choice is required.
- The absence of the ☐ indicates that no choice is required.
- Alpha-numeric characters in place of ☐ indicate that no other alternatives are available.

HOW TO BUILD A MODEL NUMBER

- A**Select basic model.
- B**Select non-contrast or fabric contrast 1. Refer to [ki.com/fabrics](https://www.ki.com/fabrics)
- C**Select fabric contrast 2. Refer to [ki.com/fabrics](https://www.ki.com/fabrics)
- D**Select wood finish color. Refer to the **Product Color Options** page in this price list. For Kensington Maple add upcharge.
- E**Select fire code.
NFR - Compliance to TB 117-2013
FR - Compliance to TB 133
See pricing column for TB133 upcharge.
- F**Select moisture barrier.
NMB - No moisture barrier
MB - Moisture barrier
See pricing column for moisture barrier upcharge.

KENSINGTON MAPLE UPCHARGE

Kensington Maple requires extended leadtimes.

Model	
SA923/NC	\$24
SA933/NC	\$24
SA943/NC	\$24
SA923/FC	\$24
SA933/FC	\$24
SA943/FC	\$24

INFORMATION

C.O.M. Requirements
C.O.M. yardage requirements listed above are based on plain goods 54” wide. If less than 54” wide or fabrics requiring matching (stripes, plaids, prints, large patterns), additional yardage will be needed. Consult C.O.M. matrix on the Ordering C.O.M. and C.O.L. page for additional yardage needed. For C.O.M. fabric sent to KI-High Point on multiple rolls, add an additional yard of fabric per roll to the yardage requirements.

C.O.L. Requirements
Figure 18 sq. ft. of leather (C.O.L.) for each yard shown (i.e., 4.75 x 18 = 85.5 sq. ft.).

Contrasting Upholstery
When contrasting fabric is chosen, price at highest in-grade.

Minimum Fabric/Leather Quantity
Minimum order for fabric is 1 yard. Minimum order for leather is 1 hide (approximately 50 sq. ft).

California TB133 Fire Safety Code
For California Technical Bulletin 133 compliant models, a Product Modification Request is required. Contact Customer Service for details.

SPECIAL SERVICES

Special Carton Marking

With specially marked information N/C

Shipping
Ships **assembled unless replacement parts which ship knocked down, FOB High Point, NC 27263, freight prepaid.** Freight class 175

Specifications and prices are subject to change without prior notice.



	MODEL	MODEL NUMBER																			
		Basic Model	Non-Contrast or Fabric Contrast 1	Wood Finish	Fire Code	Moisture Barrier	Approx. Packaged Weight	Grade C.O.M.	Grade C	Grade D	Grade E & C.O.L.	Grade F	Grade G	Grade H	Grade I	Grade J	Grade K	Grade L Leather	Grade M Leather	TB133 add to list price	Moisture Barrier add to list price
SORP	Large Lounge Chair - Replacement Back <ul style="list-style-type: none">Non-contrast C.O.M = 1.75 yd	923-BK	□□□□		□□□	□□□	20.0#	\$ 971	\$ 991	\$ 1016	\$ 1052	\$ 1077	\$ 1124	\$ 1173	\$ 1233	\$ 1352	\$ 1472	\$ 1591	\$ 1831	\$ 185	\$ 173
SORP	Large Lounge Chair - Replacement Seat <ul style="list-style-type: none">Non-contrast C.O.M = 1.75 yd	923-ST	□□□□		□□□	□□□	25.0#	\$ 1110	\$ 1124	\$ 1149	\$ 1182	\$ 1203	\$ 1244	\$ 1286	\$ 1334	\$ 1435	\$ 1538	\$ 1643	\$ 1846	\$ 185	\$ 173
SORP	Large Lounge Chair - Replacement Arm (Closed Arm) <ul style="list-style-type: none">Non-contrast C.O.M = 3 yd	923-CA/LF	□□□□	□□□	□□□	□□□	25.0#	\$ 1245	\$ 1275	\$ 1325	\$ 1389	\$ 1430	\$ 1508	\$ 1593	\$ 1694	\$ 1900	\$ 2103	\$ 2311	\$ 2718	\$ 353	\$ 171
		923-CA/RF	□□□□	□□□	□□□	□□□	25.0#	1245	1275	1325	1389	1430	1508	1593	1694	1900	2103	2311	2718	353	171
SORP	Large Lounge Chair - Replacement Arm (Armless)	923-AL	□□□□	□□□	□□□	□□□	15.0#	\$ 1130	\$ 1163	\$ 1211	\$ 1273	\$ 1312	\$ 1393	\$ 1481	\$ 1582	\$ 1789	\$ 1988	\$ 2196	\$ 2604	\$ 353	\$ 171
SORP	Large Loveseat - Replacement Back <ul style="list-style-type: none">Non-contrast C.O.M = 3.25 yd	933-BK	□□□□		□□□	□□□	32.0#	\$ 1280	\$ 1305	\$ 1353	\$ 1410	\$ 1449	\$ 1522	\$ 1596	\$ 1689	\$ 1879	\$ 2068	\$ 2253	\$ 2631	\$ 252	\$ 173
SORP	Large Loveseat - Replacement Seat <ul style="list-style-type: none">Non-contrast C.O.M = 3 yd	933-ST	□□□□		□□□	□□□	48.0#	\$ 1481	\$ 1503	\$ 1547	\$ 1597	\$ 1631	\$ 1699	\$ 1768	\$ 1851	\$ 2024	\$ 2196	\$ 2366	\$ 2705	\$ 252	\$ 173
SORP	Large Loveseat - Replacement Arm (Closed Arm) <ul style="list-style-type: none">Non-contrast C.O.M = 3 yd	933-CA/LF	□□□□	□□□	□□□	□□□	20.0#	\$ 1245	\$ 1275	\$ 1325	\$ 1389	\$ 1430	\$ 1508	\$ 1593	\$ 1694	\$ 1900	\$ 2103	\$ 2311	\$ 2718	\$ 353	\$ 171
		933-CA/RF	□□□□	□□□	□□□	□□□	20.0#	1245	1275	1325	1389	1430	1508	1593	1694	1900	2103	2311	2718	353	171
SORP	Large Loveseat - Replacement Arm (Armless) <ul style="list-style-type: none">Non-contrast C.O.M = 3 yd	933-AL	□□□□	□□□	□□□	□□□	15.0#	\$ 1130	\$ 1163	\$ 1211	\$ 1273	\$ 1312	\$ 1393	\$ 1481	\$ 1582	\$ 1789	\$ 1988	\$ 2196	\$ 2604	\$ 353	\$ 171
SORP	Large Sofa - Replacement Back <ul style="list-style-type: none">Non-contrast C.O.M = 4.75 yd	943-BK	□□□□		□□□	□□□	45.0#	\$ 1603	\$ 1653	\$ 1729	\$ 1823	\$ 1881	\$ 2005	\$ 2128	\$ 2280	\$ 2586	\$ 2891	\$ 3200	\$ 3812	\$ 319	\$ 173
SORP	Large Sofa - Replacement Seat <ul style="list-style-type: none">Non-contrast C.O.M = 3.75 yd	943-ST	□□□□		□□□	□□□	60.0#	\$ 1835	\$ 1874	\$ 1932	\$ 2005	\$ 2052	\$ 2143	\$ 2245	\$ 2363	\$ 2638	\$ 2840	\$ 3079	\$ 3557	\$ 319	\$ 173
SORP	Large Sofa - Replacement Arm (Closed Arm) <ul style="list-style-type: none">Non-contrast C.O.M = 3 yd	943-CA/LF	□□□□	□□□	□□□	□□□	20.0#	\$ 1245	\$ 1275	\$ 1325	\$ 1389	\$ 1430	\$ 1508	\$ 1593	\$ 1694	\$ 1900	\$ 2103	\$ 2311	\$ 2718	\$ 353	\$ 171
		943-CA/RF	□□□□	□□□	□□□	□□□	20.0#	1245	1275	1325	1389	1430	1508	1593	1694	1900	2103	2311	2718	353	171
SORP	Large Sofa - Replacement Arm (Armless) <ul style="list-style-type: none">Non-contrast C.O.M = 3 yd	943-AL	□□□□	□□□	□□□	□□□	15.0#	\$ 1130	\$ 1163	\$ 1211	\$ 1273	\$ 1312	\$ 1393	\$ 1481	\$ 1582	\$ 1789	\$ 1988	\$ 2196	\$ 2604	\$ 353	\$ 171
		A	B	C	D	E															

HOW TO ORDER

- Indicate the following information on order form:
- Quantity of each item.
 - Model number, including options. See “How To Build a Model Number”.
 - Any special service required.

Note:

- The □ indicates that a choice is required.
- The absence of the □ indicates that no choice is required.
- Alpha-numeric characters in place of □ indicate that no other alternatives are available.

HOW TO BUILD A MODEL NUMBER

- A**Select basic model.
- B**Select non-contrast or fabric contrast 1. Refer to [ki.com/fabrics](#)
- C**Select wood finish color. Refer to the **Product Color Options** page in this price list. For Kensington Maple add upcharge.
- D**Select fire code.
NFR - Compliance to TB 117-2013
FR - Compliance to TB 133
See pricing column for TB133 upcharge.
- E**Select moisture barrier.
NMB - No moisture barrier
MB - Moisture barrier
See pricing column for moisture barrier upcharge.

KENSINGTON MAPLE UPCHARGE

Kensington Maple requires extended leadtimes.
Model

923	\$24
933	\$24
943	\$24

INFORMATION

C.O.M. Requirements

C.O.M. yardage requirements listed above are based on plain goods 54” wide. If less than 54” wide or fabrics requiring matching (stripes, plaids, prints, large patterns), additional yardage will be needed. Consult C.O.M. matrix on the Ordering C.O.M. and C.O.L. page for additional yardage needed. For C.O.M. fabric sent to KI-High Point on multiple rolls, add an additional yard of fabric per roll to the yardage requirements.

C.O.L. Requirements

Figure 18 sq. ft. of leather (C.O.L.) for each yard shown (i.e., 4.75 x 18 = 85.5 sq. ft.).

Contrasting Upholstery

When contrasting fabric is chosen, price at highest in-grade.

Minimum Fabric/Leather Quantity

Minimum order for fabric is 1 yard. Minimum order for leather is 1 hide (approximately 50 sq. ft).

California TB133 Fire Safety Code

For California Technical Bulletin 133 compliant models, a Product Modification Request is required. Contact Customer Service for details.

SPECIAL SERVICES

Special Carton Marking

With specially marked information N/C

Shipping

Ships **assembled unless replacement parts which ship knocked down, FOB High Point, NC 27263, freight prepaid.** Freight class 175

Specifications and prices are subject to change without prior notice.



Soltice®
(Transitional)



Soltice® Guest Chair

General Dimensions		
Seat width	20"	20"
Seat depth	18-1/4"	18-1/2"
Seat height	19-1/2"	19-1/2"
Arm width	1-1/4"	
Arm height	28-1/4"	
Overall Dimensions		
Width	22-3/4"	23"
Depth	24"	24"
Height	34"	33-1/2"

SPECIFICATIONS

Seating

Complimentary Furniture

The following guest chairs offer complimentary furniture that creates continuity and a cohesive look throughout a facility. These complimentary pieces can be found in other sections of the KI price list.

Flex™

FLEX - Flex Healthcare Seating, Flex Occasional Tables

LARESTA FREESTANDING - LaResta® Day Bed

Perth®

Perth® - Perth® Healthcare Seating

LARESTA FREESTANDING - LaResta® Day Bed

Soltice®

Soltice® - Soltice® Healthcare Seating, Soltice® Guest Seating, Soltice® Lounge

UPHOLSTERY INFORMATION

C.O.M. Fabric

For C.O.M. fabric sent to KI-High Point on multiple rolls, add an additional yard of fabric per roll to the yardage requirements. Multiple rolls have shorter pieces of fabric on them and do not allow nesting and stacking of the fabric to achieve the best yield as is done with one large roll. This results in yardage shortages and requests for additional fabric from the client, which can hold up the order. For each roll that is sent, one yard needs to be added and needs to be added to one of the rolls, not separately.

Fabric Disclaimer

Fabric will be applied as swatched by the fabric manufacturer. Fabric that is required to be applied differently than is swatched will need a Product Modification Request written specifying the direction the fabric is to be applied.

INFORMATION

Warranty

Refer to KI Terms & Conditions document or visit ki.com




Wood Finish - Core		Surface Finish - Laminate	
Cherry Storm on Beech	BCX	Belair	LBQ
Cinnamon on Beech	BCN	Biltmore Cherry	LBT
Cocoa on Beech	BCA	Black	LBK
Eclipse Black on Beech	BEB	Brighton Walnut	LBW
Florence Walnut on Beech	BFC	Canyon Zephyr	LCA
Kensington Maple on Maple	MMA	Castle Oak	LCO
Monticello Maple on Beech	BMT	Casual Linen	LCU
Natural on Beech	BNA	Cherry Storm	LCX
River Cherry on Beech	BRY	Classic Linen	LCI
Kensington Maple requires an upcharge.		Cloud Zephyr	LCL
		Cocobala	LCC
		Crisp Linen	LRI
		Desert Zephyr	LDZ
		Dove Grey	LDG
		Fired Steel	LIL
		Flax Linen	LXF
		Florence Walnut	LFC
		Forged Steel	LOL
		Friston Ash	LFH
		Frosty White	LFW
		Graphite Nebula	LGN
		Grey	LGE
		High Rise	LHE
		Hollyberry	LHY
		Irish Linen	LIH
		Island	LID
		Italian Silver Ash	LIT
		Kensington Maple	LKM
		Lapis Blue	LLB
		Markerboard White	LMK
		Misted Zephyr	LMR
		Monticello Maple	LMT
		Nickel Evolv	LNV
		North Sea	LNA
		Ocean	LON
		Pearl Bisque	LPB
		Pearl Silver	LPS
		Pressed Linen	LPR
		River Cherry	LRY
		Rugged Linen	LRG
		Satin Stainless	LSS
		Shadow Zephyr	LSR
		Silicon evolv	LSV
		Sterling Ash	LAZ
		Tailored Linen	LTL
		Titanium evolv	LTV
		White Nebula	LWL
		White Sand	LWN
		Windsor Mahogany	LWY

Finish Cards

View color swatches for items listed within this document.

- Paints
- Plastics/Poly
- Wood/Veneer
- Laminates
- Molded Edges
- Edge Styles
- Hard Plastics
- Glass

Certain options referenced may not be available on GSA Schedule.

			MODEL NUMBER																			
			Basic Model	Non-Contrast or Fabric Contrast 1	Fabric Contrast 2	Wood Finish	Fire Code	Moisture Barrier														
MODEL	Features							Approx. Packaged Weight	Grade C.O.M.	Grade C	Grade D	Grade E & C.O.L.	Grade F	Grade G	Grade H	Grade I	Grade J	Grade K	Grade L Leather	Grade M Leather	TB133 add to list price	Moisture Barrier add to list price
	Guest Chair (Armless)	Non-contrast	SAC/NC	□□□□		□□□	□□□	□□□	\$ 1973	\$ 1994	\$ 2035	\$ 2082	\$ 2116	\$ 2181	\$ 2246	\$ 2326	\$ 2489	\$ 2647	\$ 2809	\$ 3132	\$ 368	\$ 157
	• Non-contrast C.O.M = 2.25 yd	Contrast	SAC/FC	□□□□	□□□□	□□□	□□□	□□□	2057	2079	2120	2171	2199	2265	2330	2411	2573	2734	2891	3215	368	157
	• 1 = Back and side panels (Fabric Contrast 1) C.O.M. = 2 yd																					
	• 2 = Seat (Fabric Contrast 2) C.O.M. = 1 yd																					
			A	B	C	D	E	F														

Indicate the following information on order form:

1. Quantity of each item.
2. Model number, including options. See "How To Build a Model Number".
3. Any special service required.

- The absence of the ☐ indicates that no choice is required.
- Alpha-numeric characters in place of ☐ indicate that no other alternatives are available.

A Select basic model.

B Select non-contrast or fabric contrast 1.
Refer to ki.com/fabrics

C Select fabric contrast 2.
Refer to ki.com/fabrics

D Select wood finish color.
Refer to the **Product Color Options** page in this price list.
For Kensington Maple add upcharge.

E Select fire code.

NFR	- Compliance to TB 117-2013
FR	- Compliance to TB 133

See pricing column for TB133 upcharge.

F Select moisture barrier.

NMB	- No moisture barrier
MB	- Moisture barrier

See pricing column for moisture barrier upcharge.

Kensington Maple requires extended leadtimes.

Model	
SAC/NC	\$52
SAC/FC	\$52

C.O.M. Requirements
C.O.M. yardage requirements listed above are based on plain goods 54" wide. If less than 54" wide or fabrics requiring matching (stripes, plaids, prints, large patterns), additional yardage will be needed. Consult C.O.M. matrix for additional yardage needed. For C.O.M. fabric sent to KI-High Point on multiple rolls, add an additional yard of fabric per roll to the yardage requirements.

Figure 18 sq. ft. of leather (C.O.L.) for each yard shown (i.e, $4.75 \times 18 = 85.5$ sq. ft.).

When contrasting fabric is chosen, price at highest in-grade.

Minimum order for fabric is 1 yard. Minimum order for leather is 1 hide (approximately 50 sq. ft).

California TB133 Fire Safety Code
For California Technical Bulletin 133 compliant models, a Product Modification Request is required. Contact Customer Service for details.

Frames are constructed of kiln-dried lumber and laminated hardwood plywood. Express wood components finished with catalyzed varnish (specify finish when ordering). Tight seats and backs sprung with stretch strap webbing stapled into position. Multiple densities of polyurethane foam covered with a layer of .75 super soft foam. Seats, backs and arms are field-replaceable.

With specially marked information N/C

**Ships assembled, FOB High Point, NC 27263,
freight prepaid. Freight class 175**

Specifications and prices are subject to change without prior notice.



			MODEL NUMBER																							
			Basic Model	Table Connect	Non-Contrast or Fabric Contrast 1	Fabric Contrast 2	Wood Finish	Arm Cap	Fire Code	Moisture Barrier																
MODEL	Features										Approx. Packaged Weight	Grade C.O.M.	Grade C	Grade D	Grade E & C.O.L.	Grade F	Grade G	Grade H	Grade I	Grade J	Grade K	Grade L Leather	Grade M Leather	TB133 add to list price	Moisture Barrier add to list price	
	One Seat (Open Arm) <ul style="list-style-type: none">• Non-contrast C.O.M = 1.5 yd• 1 = Back (Fabric Contrast 1) C.O.M. = 1.25 yd• 2 = Seat (Fabric Contrast 2) C.O.M. = 1 yd	Non-contrast	SOC/NC	□□□□	□□□□		□□□	□□□	□□□	□□□	38.0#	\$ 1878	\$ 1889	\$ 1920	\$ 1948	\$ 1973	\$ 2014	\$ 2057	\$ 2110	\$ 2220	\$ 2326	\$ 2434	\$ 2647	\$ 259	\$ 157	
		Contrast	SOC/FC	□□□□	□□□□	□□□□	□□□	□□□	□□□	□□□	38.0#	1962	1976	2003	2035	2057	2099	2141	2196	2305	2411	2518	2734	259	157	
SOMS																										
	One Seat (Closed Arm) <ul style="list-style-type: none">• Non-contrast C.O.M = 2.5 yd• 1 = Back and arms (Fabric Contrast 1) C.O.M. = 1.5 yd• 2 = Seat (Fabric Contrast 2) C.O.M. = 1 yd	Non-contrast	SPC/NC	□□□□	□□□□		□□□	□□□	□□□	□□□	38.0#	\$ 2051	\$ 2073	\$ 2112	\$ 2163	\$ 2195	\$ 2258	\$ 2324	\$ 2401	\$ 2565	\$ 2728	\$ 2884	\$ 3207	\$ 368	\$ 157	
		Contrast	SPC/FC	□□□□	□□□□	□□□□	□□□	□□□	□□□	□□□	38.0#	2136	2157	2197	2246	2279	2342	2408	2489	2651	2812	2969	3290	368	157	
SOMS																										
			A	B	C	D	E	F	G	H																

HOW TO ORDER

Indicate the following information on order form:

1. Quantity of each item.
2. Model number, including options. See “How To Build a Model Number”.
3. Any special service required.

Note:

- The □ indicates that a choice is required.
- The absence of the □ indicates that no choice is required.
- Alpha-numeric characters in place of □ indicate that no other alternatives are available.

HOW TO BUILD A MODEL NUMBER

- A**Select basic model.
- B**Select non-contrast or fabric contrast 1. Refer to [ki.com/fabrics](#)
- C**Select fabric contrast 2. Refer to [ki.com/fabrics](#)
- D**Select wood finish color. Refer to the **Product Color Options** page in this price list. For Kensington Maple add upcharge.
- E**Select armcaps.

WAC

- Wood armcaps (pair)

PAC

- Black poly; add \$202

Upcharge for two armcaps.
- F**Select fire code.

NFR

- Compliance to TB 117-2013

FR

- Compliance to TB 133

See pricing column for TB133 upcharge.

- G**Select moisture barrier.

NMB

- No moisture barrier

MB

- Moisture barrier

See pricing column for moisture barrier upcharge.

KENSINGTON MAPLE UPCHARGE

Kensington Maple requires extended leadtimes.	
Model	
SOC/NC	\$70
SOC/FC	\$70
SOCC/NC	\$130
SOCC/FC	\$130
SOCCC/NC	\$173
SOCCC/FC	\$173
SPC/NC	\$70
SPC/FC	\$70
SPCC/NC	\$121
SPCC/FC	\$121
SPCCC/NC	\$96
SPCCC/FC	\$96

INFORMATION

- C.O.M. and C.O.L. Requirements**

C.O.M. yardage requirements listed above are based on plain goods 54” wide. If less than 54” wide or fabrics requiring matching (stripes, plaids, prints, large patterns), additional yardage will be needed. Consult C.O.M. matrix for additional yardage needed. For C.O.M. fabric sent to KI-High Point on multiple rolls, add an additional yard of fabric per roll to the yardage requirements.
- C.O.L. Requirements**

Figure 18 sq. ft. of leather (C.O.L.) for each yard shown (i.e., 4.75 x 18 = 85.5 sq ft).

Contrasting Upholstery
When contrasting fabric is chosen, price at highest in-grade.

Minimum Fabric/Leather Quantity
Minimum order for fabric is 1 yard. Minimum order for leather is 1 hide (approximately 50 sq. ft).

California TB133 Fire Safety Code
For California Technical Bulletin 133 compliant models, a Product Modification Request is required. Contact Customer Service for details.

Construction
Frame constructed of kiln-dried lumber and laminated hardwood plywood. Exposed wood components finished with catalyzed varnish (specify finish when ordering). Tight seats and backs sprung with stretch strap webbing stapled into position. Multiple densities of polyurethane foam covered with a layer of .75 super soft foam. Seats, backs and arms are field replaceable.

Note:
For replacement components on Multiple Seating, use Guest Chair replacement parts.

SPECIAL SERVICES
Special Carton Marking
With specially marked information N/C

Shipping
Ships **assembled, FOB High Point, NC 27263, freight prepaid.** Freight class 175

Specifications and prices are subject to change without prior notice.

SOMS

Indicate the following information on order form:

1. Quantity of each item.
2. Model number, including options. See "How To Build a Model Number".
3. Any special service required.

- The absence of the ☐ indicates that no choice is required.
- Alpha-numeric characters in place of ☐ indicate that no other alternatives are available.

A Select basic model.

B Select non-contrast or fabric contrast 1.
Refer to ki.com/fabrics

Refer to [ki.com/fabrics](https://www.ki.com/fabrics)

D Select wood finish color.
Refer to the **Product Color Options** page in this price list.
For Kensington Maple add upcharge.

B Select armcaps.

WAC	- Wood armcaps (pair)
PAC	- Black poly; add \$303

Upcharge for three armcaps.

F Select fire code.

NFR	- Compliance to TB 117-2013
FR	- Compliance to TB 133

See pricing column for TB133 upcharge.

G Select moisture barrier.

NMB - No moisture barrier

MB - Moisture barrier

See pricing column for moisture barrier upcharge.

Kensington Maple requires extended leadtimes.

Model	
SOC/NC	\$70
SOC/FC	\$70
SOC/NC	\$130
SOC/FC	\$130
SOC/NC	\$173
SOC/FC	\$173
SPC/NC	\$70
SPC/FC	\$70
SPC/NC	\$121
SPC/FC	\$121
SPC/NC	\$96
SPC/FC	\$96

C.O.M. and C.O.L. Requirements

C.O.M. yardage requirements listed above are based on plain goods 54" wide. If less than 54" wide or fabrics requiring matching (stripes, plaids, prints, large patterns), additional yardage will be needed. Consult C.O.M. matrix for additional yardage needed. For C.O.M. fabric sent to KI-High Point on multiple rolls, add an additional yard of fabric per roll to the yardage requirements.

C.O.L. Requirements

Figure 18 sq. ft. of leather (C.O.L.) for each yard shown (i.e., $4.75 \times 18 = 85.5$ sq ft).

Contrasting Upholstery

When contrasting fabric is chosen, price at highest in-grade.

Minimum Fabric/Leather Quantity

Minimum order for fabric is 1 yard. Minimum order for leather is 1 hide (approximately 50 sq. ft.).

California TB133 Fire Safety Code

For California Technical Bulletin 133 compliant models, a Product Modification Request is required. Contact Customer Service for details.

Construction

Frame constructed of kiln-dried lumber and laminated hardwood plywood. Exposed wood components finished with catalyzed varnish (specify finish when ordering). Tight seats and backs sprung with stretch strap webbing stapled into position. Multiple densities of polyurethane foam covered with a layer of .75 super soft foam. Seats, backs and arms are field replaceable.

Note:

For replacement components on Multiple Seating, use Guest Chair replacement parts.

SPECIAL SERVICES

Special Carton Marking



With specially marked information N/C

Shipping

**Ships assembled, FOB High Point, NC 27263,
freight prepaid. Freight class 175**

Specifications and prices are subject to change without prior notice.



			MODEL NUMBER																						
			Basic Model	Non-Contrast or Fabric Contrast 1	Fabric Contrast 2	Wood Finish	Arm Cap	Fire Code	Moisture Barrier																
MODEL	Features									Approx. Packaged Weight	Grade C.O.M.	Grade C	Grade D	Grade E & C.O.L.	Grade F	Grade G	Grade H	Grade I	Grade J	Grade K	Grade L Leather	Grade M Leather	TB133 add to list price	Moisture Barrier add to list price	
	Three Seat Unit (Open Arm)	Non-contrast	SOCCC/NC	□□□□		□□□	□□□	□□□	□□□	95.0#	\$ 4737	\$ 4779	\$ 4864	\$ 4960	\$ 5024	\$ 5154	\$ 5279	\$ 5445	\$ 5765	\$ 6086	\$ 6413	\$ 7053	\$ 684	\$ 528	
	• Non-contrast C.O.M = 4.5 yd	Contrast	SOCCC/FC	□□□□	□□□□	□□□	□□□	□□□	□□□	95.0#	4896	4948	5025	5124	5187	5317	5445	5609	5927	6251	6573	7216	684	528	
	• 1 = Back (Fabric Contrast 1) C.O.M. = 2.75 yd																								
	• 2 = Seat (Fabric Contrast 2) C.O.M. = 2 yd																								
SOMS																									
	Three Seat Unit (Closed Arm)	Non-contrast	SPCCC/NC	□□□□		□□□	□□□	□□□	□□□	96.0#	\$ 5141	\$ 5213	\$ 5333	\$ 5490	\$ 5577	\$ 5771	\$ 5964	\$ 6204	\$ 6687	\$ 7174	\$ 7653	\$ 8621	\$ 1044	\$ 528	
	• Non-contrast C.O.M = 4.5 yd	Contrast	SPCCC/FC	□□□□	□□□□	□□□	□□□	□□□	□□□	96.0#	5304	5374	5496	5654	5739	5933	6126	6367	6850	7334	7816	8777	1044	528	
	• 1 = Back and arms (Fabric Contrast 1) C.O.M. = 4.5 yd																								
	• 2 = Seat (Fabric Contrast 2) C.O.M. = 2 yd																								
SOMS																									
			A	B	C	D	E	F	G																

HOW TO ORDER

Indicate the following information on order form:

- Quantity of each item.
- Model number, including options. See “How To Build a Model Number”.
- Any special service required.

Note:

- The □ indicates that a choice is required.
- The absence of the □ indicates that no choice is required.
- Alpha-numeric characters in place of □ indicate that no other alternatives are available.

HOW TO BUILD A MODEL NUMBER

- A**Select basic model.
- B**Select non-contrast or fabric contrast 1.
Refer to [ki.com/fabrics](#)
- C**Select fabric contrast 2.
Refer to [ki.com/fabrics](#)
- D**Select wood finish color.
Refer to the **Product Color Options** page in this price list.
For Kensington Maple add upcharge.
- E**Select armcaps.

WAC

- Wood armcaps (pair)

PAC

- Black poly; add \$401

Upcharge for four armcaps.
- F**Select fire code.

NFR

- Compliance to TB 117-2013

FR

- Compliance to TB 133

See pricing column for TB133 upcharge.

- G**Select moisture barrier.

NMB

- No moisture barrier

MB

- Moisture barrier

See pricing column for moisture barrier upcharge.

KENSINGTON MAPLE UPCHARGE

Kensington Maple requires extended leadtimes.	
Model	
SOC/NC	\$70
SOC/FC	\$70
SOCC/NC	\$130
SOCC/FC	\$130
SOCCC/NC	\$173
SOCCC/FC	\$173
SPC/NC	\$70
SPC/FC	\$70
SPCC/NC	\$121
SPCC/FC	\$121
SPCCC/NC	\$96
SPCCC/FC	\$96

INFORMATION

C.O.M. and C.O.L. Requirements
C.O.M. yardage requirements listed above are based on plain goods 54” wide. If less than 54” wide or fabrics requiring matching (stripes, plaids, prints, large patterns), additional yardage will be needed. Consult C.O.M. matrix for additional yardage needed. For C.O.M. fabric sent to KI-High Point on multiple rolls, add an additional yard of fabric per roll to the yardage requirements.

C.O.L. Requirements
Figure 18 sq. ft. of leather (C.O.L.) for each yard shown (i.e., 4.75 x 18 = 85.5 sq ft).

Contrasting Upholstery
When contrasting fabric is chosen, price at highest in-grade.

Minimum Fabric/Leather Quantity
Minimum order for fabric is 1 yard. Minimum order for leather is 1 hide (approximately 50 sq. ft).

California TB133 Fire Safety Code
For California Technical Bulletin 133 compliant models, a Product Modification Request is required. Contact Customer Service for details.

Construction
Frame constructed of kiln-dried lumber and laminated hardwood plywood. Exposed wood components finished with catalyzed varnish (specify finish when ordering). Tight seats and backs sprung with stretch strap webbing stapled into position. Multiple densities of polyurethane foam covered with a layer of .75 super soft foam. Seats, backs and arms are field replaceable.

Note:
For replacement components on Multiple Seating, use Guest Chair replacement parts.

SPECIAL SERVICES
Special Carton Marking
With specially marked information N/C

Shipping
Ships **assembled, FOB High Point, NC 27263, freight prepaid.** Freight class 175

Specifications and prices are subject to change without prior notice.



		MODEL NUMBER																					TB133 add to list price	Moisture Barrier add to list price
		Basic Model	Non-Contrast or Fabric Contrast 1	Wood Finish	Arm Cap	Fire Code	Moisture Barrier																	
MODEL								Approx. Packaged Weight	Delivered Pricing	Grade C.O.M.	Grade C	Grade D	Grade E & C.O.L.	Grade F	Grade G	Grade H	Grade I	Grade J	Grade K	Grade L Leather	Grade M Leather			
SORP	Chair Replacement Back • Non-contrast C.O.M = 1.25 yd	SMS-BK	□□□			□□□	□□□	0.0#	N/A	\$ 776	\$ 792	\$ 814	\$ 844	\$ 860	\$ 895	\$ 933	\$ 976	\$ 1064	\$ 1151	\$ 1245	\$ 1423	\$ 181	\$ 171	
SORP	Chair Replacement Seat • Non-contrast C.O.M = 1 yd	SMS-ST	□□□			□□□	□□□	0.0#	N/A	\$ 830	\$ 842	\$ 857	\$ 880	\$ 894	\$ 923	\$ 953	\$ 984	\$ 1059	\$ 1131	\$ 1203	\$ 1350	\$ 166	\$ 164	
SORP	Chair Replacement Arm (Open Arm)	SMS-OA/LF		□□□□□□□	□□□			0.0#	\$ 485													N/A	N/A	
		SMS-OA/RF		□□□□□□□	□□□			0.0#	485													N/A	N/A	
SORP	Chair Replacement Arm (Closed Arm) • Non-contrast C.O.M = 1 yd	SMS-CA/LF	□□□	□□□□□□□	□□□	□□□	□□□	0.0#	N/A	\$ 728	\$ 741	\$ 762	\$ 777	\$ 795	\$ 825	\$ 853	\$ 888	\$ 961	\$ 1034	\$ 1104	\$ 1247	\$ 115	\$ 109	
		SMS-CA/RF	□□□	□□□□□□□	□□□	□□□	□□□	0.0#	N/A	728	741	762	777	795	825	853	888	961	1034	1104	1247	115	109	
SORP	Chair Replacement Arm (Armless) • Non-contrast C.O.M = 1.75 yd	SMS-AL	□□□	□□□□□□□		□□□	□□□	0.0#	N/A	\$ 714	\$ 730	\$ 764	\$ 799	\$ 827	\$ 878	\$ 927	\$ 988	\$ 1114	\$ 1238	\$ 1363	\$ 1615	\$ 115	\$ 115	
SORP	Chair Replacement Armcaps, Wood	SMS-AC		□□□□□□□				0.0#	\$ 386													N/A	N/A	

A

B

C

D

E

F

HOW TO ORDER

Indicate the following information on order form:
1. Quantity of each item.
2. Model number, including options. See “How To Build a Model Number”.
3. Any special service required.

Note: • The □ indicates that a choice is required.
• The absence of the □ indicates that no choice is required.
• Alpha-numeric characters in place of □ indicate that no other alternatives are available.

HOW TO BUILD A MODEL NUMBER

- A**Select basic model.
- B**Select non-contrast or fabric contrast 1. Refer to [ki.com/fabrics](#)
- C**Select wood finish color. Refer to the **Product Color Options** page in this price list.
- D**Select armcaps.
WAC - Wood armcaps (pair)
PAC - Black poly; add \$202
Upcharge for two armcaps.
- E**Select fire code.
NFR - Compliance to TB 117-2013
FR - Compliance to TB 133
See pricing column for TB133 upcharge.

- F**Select moisture barrier.
NMB - No moisture barrier
MB - Moisture barrier
See pricing column for moisture barrier upcharge.

KENSINGTON MAPLE UPCHARGE

Kensington Maple requires extended leadtimes.
Model
SMS-OA \$130
SMS-AC \$173

UPHOLSTERY INFORMATION

C.O.M. Requirements
C.O.M. yardage requirements listed above are based on plain goods 54” wide. If less than 54” wide or fabrics requiring matching (stripes, plaids, prints, large patterns), additional yardage will be needed. Consult C.O.M. matrix for additional yardage needed. For C.O.M. fabric sent to KI-High Point on mulitple rolls, add an additional yard of fabric per roll to the yardage requirements.

C.O.L. Requirements
Figure 18 sq. ft. of leather (C.O.L.) for each yard shown (i.e, 4.75 x 18 = 85.5 sq. ft).

Contrasting Upholstery
When contrasting fabric is chosen, price at highest in-grade.

Minimum Fabric/Leather Quantity
Minimum order for fabric is 1 yard. Minimum order for leather is 1 hide (approximately 50 sq. ft).

Californina TB133 Fire Safety Code
For California Technical Bulletin 133 compliant models, a Product Modification Request is required. Contact Customer Service for details.

Construction
Frames are constructed of kiln-dried lumber and laminated hardwood plywood. Express wood components finished with catalyzed varnish (specify finish when ordering). Tight seats and backs sprung with stretch strap webbing stapled into position. Multiple densities of polyurethane foam covered with a layer of .75 super soft foam. Seats, backs and arms are field-replaceable.

SPECIAL SERVICES

Special Carton Marking
With specially marked information N/C

Shipping
Ships **assembled, FOB High Point, NC 27263, freight prepaid.** Freight class 175

Specifications and prices are subject to change without prior notice.



Soltice® (Contemporary)

Dimensions	
Overall width	24"
Overall depth	24"
Overall height	22"

FINISH INFORMATION

Color Match
KI offers the additional option of color matching paint, polypropylene, or wood stain through Product Modification Requests. Contact Service for details.

INFORMATION

Warranty
Refer to KI Terms & Conditions document or visit ki.com



Wood Finish - Core		Surface Finish - Laminate		Recommended Surface Colors - Laminate To Coordinate with Wood Finishes
Cherry Storm on Beech	BCX	Belair	LBQ	
Cinnamon on Beech	BCN	Biltmore Cherry	LBT	Cherry Storm (LCX) with Cherry Storm on Maple (BCX/MCX)
Cocoa on Beech	BCA	Black	LBK	Cocobala (LCC) with Cocoa on Beech (BCA)
Eclipse Black on Beech	BEB	Brighton Walnut	LBW	Kensington Maple (LKM) with Kensington Maple on Maple
Florence Walnut on Beech	BFC	Canyon Zephyr	LCA	(MMA)
Kensington Maple on Maple	MMA	Castle Oak	LCO	Monticello Maple (LMT) with Monticello Maple on Beech (BMT/
Monticello Maple on Beech	BMT	Casual Linen	LCU	MMT)
Natural on Beech	BNA	Cherry Storm	LCX	Windsor Mahogany (LWY) with Cinnamon on Beech (BCN)
River Cherry on Beech	BRY	Classic Linen	LCI	River Cherry (LRY) with River Cherry on Beech (BRY/MRY)
		Cloud Zephyr	LCL	
		Cocobala	LCC	The specifier must choose which laminate to coordinate with
		Crisp Linen	LRI	Natural on Beech (NATURAL).
		Desert Zephyr	LDZ	
		Dove Grey	LDG	
		Fired Steel	LIL	
		Flax Linen	LXF	
		Florence Walnut	LFC	
		Forged Steel	LOL	
		Friston Ash	LFH	
		Frosty White	LFW	
		Graphite Nebula	LGN	
		Grey	LGE	
		High Rise	LHE	
		Hollyberry	LHY	
		Irish Linen	LIH	
		Island	LID	
		Italian Silver Ash	LIT	
		Kensington Maple	LKM	
		Lapis Blue	LLB	
		Markerboard White	LMK	
		Misted Zephyr	LMR	
		Monticello Maple	LMT	
		Nickel Evolv	LNv	
		North Sea	LNA	
		Ocean	LON	
		Pearl Bisque	LPB	
		Pearl Silver	LPS	
		Pressed Linen	LPR	
		River Cherry	LRY	
		Rugged Linen	LRG	
		Satin Stainless	LSS	
		Shadow Zephyr	LSR	
		Silicon evolv	LSV	
		Sterling Ash	LAZ	
		Tailored Linen	LTL	
		Titanium evolv	LTV	
		White Nebula	LWL	
		White Sand	LWN	
		Windsor Mahogany	LWY	





Finish Cards

View color swatches for items listed within this document.

- Paints
- Plastics/Poly
- Wood/Veneer
- Laminates
- Molded Edges
- Edge Styles
- Hard Plastics
- Glass

Certain options referenced may not be available on GSA Schedule.



				MODEL NUMBER					
				Basic Model	Wood Finish				
	MODEL	Features	D x W			Approx. Packaged Weight		Delivered Pricing	
	Rectangular End Table - Wood Veneer Top	18" Table Height	20 x 24"	8503	<input type="checkbox"/> <input type="checkbox"/> <input type="checkbox"/>	40.0#		\$ 1555	
SLFS									
	Rectangular End Table - Wood Veneer Top	22" Table Height	20 x 24"	8504	<input type="checkbox"/> <input type="checkbox"/> <input type="checkbox"/>	40.0#		\$ 1555	
SLFS									
	Square Lamp Table - Wood Veneer Top	22" Table Height	24 x 24"	8502	<input type="checkbox"/> <input type="checkbox"/> <input type="checkbox"/>	40.0#		\$ 1627	
SLFS									
	Rectangular Coffee Table - Wood Veneer Top	18" Table Height	24 x 42"	8501	<input type="checkbox"/> <input type="checkbox"/> <input type="checkbox"/>	50.0#		\$ 1924	
SLFS									
				A	B				

HOW TO ORDER

Indicate the following information on order form:

- Quantity of each item.
- Model number, including options. See "How To Build a Model Number".
- Any special service required.

Note:

- The ☐ indicates that a choice is required.
- The absence of the ☐ indicates that no choice is required.
- Alpha-numeric characters in place of ☐ indicate that no other alternatives are available.

HOW TO BUILD A MODEL NUMBER

- A** Select basic model.
- B** Select wood finish color. Refer to the **Product Color Options** page in this price list. For Kensington Maple add upcharge.

KENSINGTON MAPLE UPCHARGE

Kensington Maple requires extended leadtimes.	
Model	
8501	\$197
8502	\$163
8503	\$146
8504	\$163
8505	\$178
8506	\$146
8507	\$137
8508	\$146

INFORMATION

Construction
Wood base of solid Beech hardwood with top of wood veneers, or solid wood edge with plastic laminate top.

SPECIAL SERVICES





Special Carton Marking

With specially marked information N/C

Shipping
Ships **assembled, FOB High Point, NC 27263, freight prepaid.** Freight class 175

Specifications and prices are subject to change without prior notice.



				MODEL NUMBER			
				Basic Model	Laminate Color		
	MODEL	Features	D x W	8507	<input type="checkbox"/> <input type="checkbox"/> <input type="checkbox"/>	40.0#	Delivered Pricing \$ 1431
		18" Table Height	20 x 24"				
SLFS							
	MODEL	Features	D x W	8508	<input type="checkbox"/> <input type="checkbox"/> <input type="checkbox"/>	40.0#	\$ 1431
		22" Table Height	20 x 24"				
SLFS							
	MODEL	Features	D x W	8506	<input type="checkbox"/> <input type="checkbox"/> <input type="checkbox"/>	40.0#	\$ 1466
		22" Table Height	24 x 24"				
SLFS							
	MODEL	Features	D x W	8505	<input type="checkbox"/> <input type="checkbox"/> <input type="checkbox"/>	50.0#	\$ 1742
		18" Table Height	24 x 42"				
SLFS							
				A	B		

HOW TO ORDER

Indicate the following information on order form:

- Quantity of each item.
- Model number, including options. See "How To Build a Model Number".
- Any special service required.

Note:

- The ☐ indicates that a choice is required.
- The absence of the ☐ indicates that no choice is required.
- Alpha-numeric characters in place of ☐ indicate that no other alternatives are available.

HOW TO BUILD A MODEL NUMBER

- A**Select basic model.
- B**Select laminate color. Refer to the **Product Color Options** page in this price list.

KENSINGTON MAPLE UPCHARGE

Kensington Maple requires extended leadtimes.	
Model	
8501	\$197
8502	\$163
8503	\$146
8504	\$163
8505	\$178
8506	\$146
8507	\$137
8508	\$146

INFORMATION

Construction
Wood base of solid Beech hardwood with top of wood veneers, or solid wood edge with plastic laminate top.

SPECIAL SERVICES

Special Carton Marking

With specially marked information N/C

Shipping
Ships **assembled, FOB High Point, NC 27263, freight prepaid.** Freight class 175

Specifications and prices are subject to change without prior notice.

1330 Bellevue Street
P.O. Box 8100
Green Bay, WI 54308-8100
800.424.2432
ki.com

KI and Furnishing Knowledge are registered
trademarks of Krueger International, Inc.

© 2020 Krueger International, Inc.
All Rights Reserved.
Code KI-PLW-000424/KI/PDF



Furnishing Knowledge®