



SOLTÍCE® METAL COLLECTION

PRICE LIST


September 3, 2014

Updated April 3, 2023

800.424.2432



Ordering Customer's Own Material (C.O.M.) Upholstery	
Information	3
Soltice® Metal	
Multiple Seating General Information	5
Multiple Seating Color Options	10
Multiple Seating	11
Multiple Seating - Three Seat Spanner	21
Multiple Seating Add-on	23
Lobby and Lounge Seating General Information	35
Lobby and Lounge Seating Color Options	37
Lobby and Lounge Seating	38
Occasional Tables General Information	41
Occasional Tables Color Options	42
Laminate Club Tables	43
Laminate Lamp Tables	44
Laminate Coffee & Console/ Tables	45
Veneer Club Tables	46
Veneer Lamp Tables	47
Veneer Coffee & Console Tables	48
Solid Surface Club Tables	49
Solid Surface Lamp Tables	50
Solid Surface Coffee & Console Tables	51



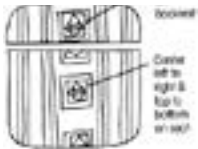
Customer’s Own Material ■
Specifications Form
January 2023

How to Specify

As a standard procedure, KI applies seating upholstery as swatched by the textile distributor. Reference distributor’s website. Upholstery that is required to be applied differently than is swatched, will need a Product Modification Request written specifying the direction the upholstery is to be applied.

Seating upholstery requiring specific positioning of intricate patterns or patterns repeats on seats and backrests, will need a Product Modification Request written including a sketch noting the specific requirements, as in Diagram A.

Diagram A



C.O.M. must be supplied in continuous yardage.

Yardage requirements listed in price list are based on plain goods 54” wide. Fabrics less than 54” wide, or those requiring matching (stripes, plaids, prints, large patterns) will require additional yardage based on the fabric used and the item ordered. Consult matrix below for additional yardage needed.

C.O.M. INCREASE MATRIX (yardage matrix is also applicable to any reservations of KI Ingrade, Pallas, or K.O.M. upholsteries).

This table is a general guide.

FABRIC WIDTH	PLAIN FABRIC	UNDER 7” REPEAT	8”–13” REPEAT	14”-21” REPEAT	22”-27” REPEAT	28”-33” REPEAT	34”-40” REPEAT	41”-48” REPEAT
54”	0	20%	25%	30%	45%	55%	70%	80%
51”-53”	15%	25%	30%	35%	50%	60%	80%	90%
48”-50”	20%	30%	35%	40%	55%	65%	85%	95%
45”-47”	30%	45%	50%	55%	60%	80%	90%	100%
36”-44”	50%	65%	70%	75%	80%	100%	110%	120%

Fabric with double repeat: If using a fabric with a double repeat, please follow this formula: take the total amount of the larger and half of the smaller repeat; add together to find the correct overall repeat. Example: 10” vertical with 14” horizontal would be 14+5=19.

If fabric comes in on multiple rolls, one additional yard per roll needs to be added to the yardage requirement.

Leather hides must be a minimum of 50 square feet of usable material. The outer edges cannot be calculated as square feet or yardage. To determine square footage, multiply unit yardage by 18 square feet to obtain the total square footage required per unit.

For exact production yardage requirements, call 1-800-424-2432, ext. 2707.

Production

Customer’s upholstery must be approved prior to acceptance for production.

After approval, a memo swatch of the C.O.M. from the textile distributor must accompany the order. KI assumes no responsibility for wear, defects, or performance of C.O.M. or K.O.M. upholstery.

C.O.M. not received into the appropriate facility 3 weeks prior to acknowledged delivery date may go on hold. See KI C.O.M. Shipping Location listing for the correct facility address by product.

All C.O.M. must be labeled as follows:

1. Name and address
2. Your purchase order number
3. Our style number to which fabric is to be applied
4. Supplier name and fabric name, number, and color

ALL C.O.M. Shipments must be prepaid. Collect shipments will be refused.

Testing

When KI requires testing, actual yardage to upholster one chair may be required. The C.O.M. Specialist will confirm model and fabric testing requirements when applicable.

ALL C.O.M. Shipments must be prepaid. Collect shipments will be refused.

Treated Materials

If C.O.M. requires processing such as a stain resistance treatment or acrylic backing, it may shrink. To prevent delays in delivery or back ordering due to shrinkage, please have your processor verify measurement after processing and assure adequate yardage shipped.

Split Orders

If a portion of the shipment which does not require C.O.M. application is to be processed and shipped early, KI will enter the order immediately at your request. These split shipments are subject to minimum order changes.

Excess Upholstery Material

KI will dispose of excess upholstery material at the time of shipment unless expressly requested to return it with the product shipment.

Cancelled or Changed Orders

KI assumes no responsibility for extra C.O.M. due to a change of upholstery or cancellation of an order. If it the customer’s responsibility to arrange for return of the material.

Contact the C.O.M. Specialist at 1-800-424-2432, ext. 2707, with questions or to request a split order



C.O.M. SHIPPING LOCATION



Architectural Walls

- Evoke..... MN
- Genius Walls..... MN

Casegoods

- Aristotle Tackboards.....MN
- Likha Tackboards.....MN

Classroom Furniture

- Intellect Wave Chairs..... GB
- Learn2 GB
- Ruckus.....GB

Desking

- 700 Series Desking KP
- Balance Overheads MN
- Genesis Desking..... MN
- True Desking..... KP
- Universal Overheads..... MN
- WorkZone Desking MN

Files & Storage

- 700 Series Pedestal Cushion GB
- Connection Zone Pads.....BW
- U-Series Pedestal Cushion..... GB
- Tattoo.....BW

Fixed Seating

- Concerto Auditorium SeatingBW
- Single Pedestal Seating GB
- Jury Base Seating..... GB
- Lancaster Auditorium SeatingBW
- Sequence Seating..... GB
- University Seating..... GB

Panel Systems

- All Terrain..... KP
- Balance Overheads MN

- System 3000..... MN
- Universal Overheads..... MN
- Wireworks MN
- Unite..... MN

Residence Hall Furniture

- RoomScape Furniture MN

Screens

- All Terrain..... KP
- Connection Zone.....BW
- True/Volition KP
- Genesis..... KP
- Tattoo..... MN
- Universal.....BW

Seating

- 400 Series Folding Chairs.....BW
- 600 Series Folding Chairs.....BW
- 600 Series Stools.....BW
- Affina Collection..... HN
- Altus Task Chairs..... GB
- Apply Stack Chairs GB
- Calida Lounge Seating HN
- Diem Task Chairs..... OM
- Doni Collection..... GB
- Gladly Lounge Seating VQ
- Grazie Seating GB
- Hub Modular Lounge Seating HN
- Impress Task Chairs..... OM
- Impress Ultra Task Chairs OM
- Jessa Lounge Seating HN
- Jubilee Lounge Seating..... VQ
- Katera Guest Chair..... GB
- Kurv Benches..... HN
- LaResta Day Beds HN
- LimeLite GB
- Lyra Lounge Seating..... HN

- Maestro Stack Chairs GB
- Medical & Laboratory Stools..... OM
- MyPlace Lounge Seating HN
- MyWay Seating..... HN
- Oath Task Chairs and Stools..... GB
- Opt4 GB
- Pilot Task Chairs..... OM
- Promenade Seating SystemBW
- Ruckus..... GB
- Sela Lounge Seating HN
- Sift Task Chairs GB
- Signia Task Chairs and Stools OM
- Soltice Metal Collection..... HN
- Soltice Multiple, Healthcare & Guest . HN
- Soltice II Healthcare Seating..... HN
- Strive Multiple, Stack & Task GB
- Sway BW
- Tattoo HN
- Torsion-on-the-Go! Nesting Chairs GB
- Torsion Air Stack and Task Seating GB
- Zoetry HN

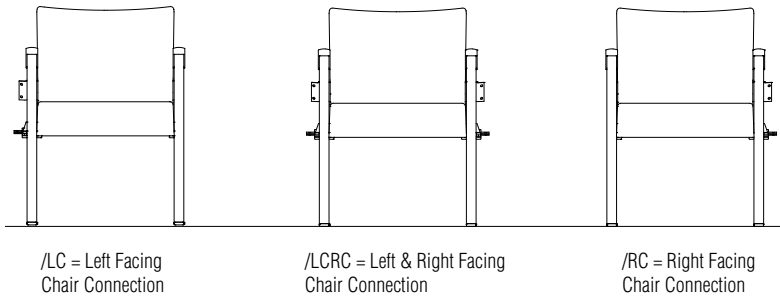
KI C.O.M. Manufacturing Site Addresses:

<u>BW</u> KI Bonduel Attn: COM Storage 204 West South St. Bonduel, WI 54107	<u>HN</u> KI High Point Attn: COM Storage 217 Feld Avenue High Point, NC 27263	<u>MN</u> KI Manitowoc Attn: COM Storage 1400 S. 41st St. Manitowoc, WI 54220	<u>VQ</u> KI Attn: COM Fabrics 6892 Marlin Circle La Palma, CA 90623
<u>GB</u> KI Green Bay Attn: COM Storage 1687 Westminster Drive - Gate 3 Green Bay, WI 54302	<u>KP</u> KI Pembroke Attn: COM Storage 1000 Olympic Dr. Pembroke, Ontario K8A6X7	<u>OM</u> KI Attn: COM Storage 1110 S. Mildred Ave. Ontario, CA 91761	



	One Seat - Open Arm (SOMC)	Two Seat - Open Arm (SOMCC)	Three Seat - Open Arm (SOMCCC)	One Seat - Closed Arm (SPMC)	Two Seat - Closed Arm (SPMCC)	Three Seat - Closed Arm (SPMCCC)
General Dimensions						
Seat width	21"	21" each	21" each	21"	21" each	21" each
Seat depth	17-1/2"	17-1/2"	17-1/2"	17-1/2"	17-1/2"	17-1/2"
Seat height	19"	19"	19"	19"	19"	19"
Arm width	1-7/8"	1-7/8"	1-7/8"	1-7/8"	1-7/8"	1-7/8"
Arm height	27-1/2"	27-1/2"	27-1/2"	27-1/2"	27-1/2"	27-1/2"
Overall Dimensions						
Width	24-1/2"	47"	69-1/2"	24-1/2"	47"	69-1/2"
Depth	23-1/2"	23-1/2"	23-1/2"	23-1/2"	23-1/2"	23-1/2"
Height	33-13/16"	33-13/16"	33-13/16"	33-13/16"	33-13/16"	33-13/16"

Multiple Seating Chair Connection Brackets (Example)



UPHOLSTERY INFORMATION

C.O.M. Fabric
For C.O.M. fabric sent to KI-High Point on multiple rolls, add an additional yard of fabric per roll to the yardage requirements. Multiple rolls have shorter pieces of fabric on them and do not allow nesting and stacking of the fabric to achieve the best yeild as is done with one large roll. This results in yardage shortages and requests for additional fabric from the client, which can delay an order. For each roll that is sent, one yard needs to be added to one of the rolls, not separately.

Fabric Disclaimer
Fabric will be applied as swatched by the fabric manufacturer. Fabric that is required to be applied differently than is swatched will need a Product Modification Request written specifying the direction the fabric is to be applied.

FINISH INFORMATION

Color Match
KI offers the additional option of color matching paint, polypropylene, or wood stain through Product Modification Requests. Contact Customer Service for details.

INFORMATION

Warranty
Refer to KI Terms & Conditions document or visit ki.com



	Bariatric - Open Arm (SOMB)	Bariatric - Closed Arm (SPMB)	Loveseat - Open Arm (SOM33)	Loveseat - Closed Arm (SPM33)	Spanner - Open Arm (SOM3S)	Spanner - Closed Arm (SPM3S)
General Dimensions						
Seat width	30"	30"	41"	41"	66"	66"
Seat depth	17-1/2"	17-1/2"	17-1/2"	17-1/2"	17-1/2"	17-1/2"
Seat height	19"	19"	19"	19"	19"	19"
Arm width	1-7/8"	1-7/8"	1-7/8"	1-7/8"	1-7/8"	1-7/8"
Arm height	27-1/2"	27-1/2"	27-1/2"	27-1/2"	27-1/2"	27-1/2"
Overall Dimensions						
Width	33"	33"	44"	44"	69-1/2"	69-1/2"
Depth	23-1/2"	23-1/2"	23-1/2"	23-1/2"	23-1/2"	23-1/2"
Height	33-13/16"	33-13/16"	33-13/16"	33-13/16"	33-13/16"	33-13/16"



	One Seat Add-on Open Arm (SOMACL/SOMACR)	Two Seat Add-on Open Arm (SOMACCL/SOMACCR)	Three Seat Add-on Open Arm (SOMACCCL/SOMACCCR)	One Seat Add-on Closed Arm (SPMACL/SPMACR)	Two Seat Add-on Closed Arm (SPMACCL/SPMACCR)	Three Seat Add-on Closed Arm (SPMACCCL/SPMACCCR)
General Dimensions						
Seat width	21"	21" each	21" each	21"	21" each	21" each
Seat depth	17-1/2"	17-1/2"	17-1/2"	17-1/2"	17-1/2"	17-1/2"
Seat height	19"	19"	19"	19"	19"	19"
Arm width	1-7/8"	1-7/8"	1-7/8"	1-7/8"	1-7/8"	1-7/8"
Arm height	27-1/2"	27-1/2"	27-1/2"	27-1/2"	27-1/2"	27-1/2"
Overall Dimensions						
Width	22-1/2"	45-1/2"	68"	22-1/2"	45-1/2"	68"
Depth	23-1/2"	23-1/2"	23-1/2"	23-1/2"	23-1/2"	23-1/2"
Height	33-13/16"	33-13/16"	33-13/16"	33-13/16"	33-13/16"	33-13/16"

UPHOLSTERY INFORMATION

C.O.M. Fabric
For C.O.M. fabric sent to KI-High Point on multiple rolls, add an additional yard of fabric per roll to the yardage requirements. Multiple rolls have shorter pieces of fabric on them and do not allow nesting and stacking of the fabric to achieve the best yeild as is done with one large roll. This results in yardage shortages and requests for additional fabric from the client, which can delay an order. For each roll that is sent, one yard needs to be added to one of the rolls, not separately.

Fabric Disclaimer
Fabric will be applied as swatched by the fabric manufacturer. Fabric that is required to be applied differently than is swatched will need a Product Modification Request written specifying the direction the fabric is to be applied.

FINISH INFORMATION

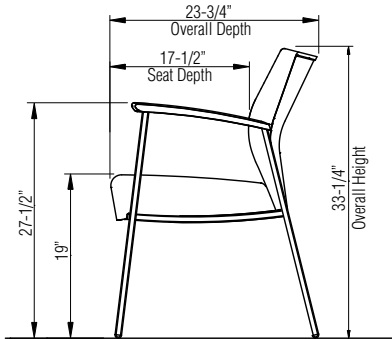
Color Match
KI offers the additional option of color matching paint, polypropylene, or wood stain through Product Modification Requests. Contact Customer Service for details.

INFORMATION

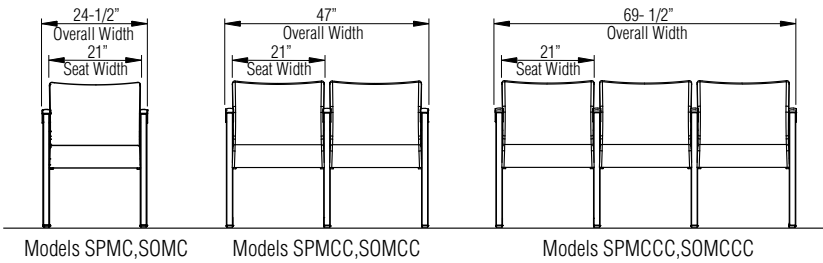
Warranty
Refer to KI Terms & Conditions document or visit ki.com



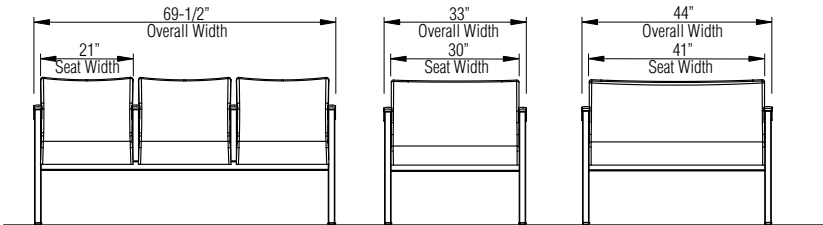
Multiple Seating (Open Arm/ Closed Arm)



Multiple Seating - All Models

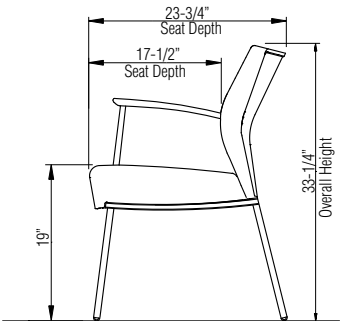


Models SPMC,SOMC Models SPMCC,SOMCC Models SPMCCC,SOMCCC

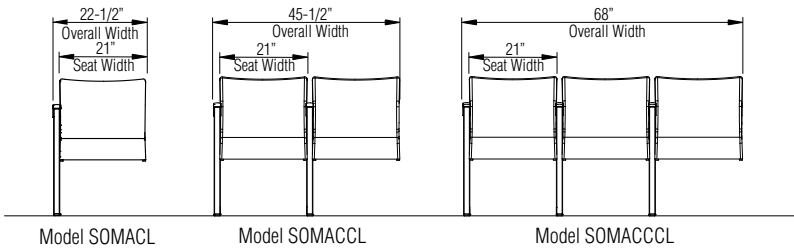


Models SPM3S,SOM3S Models SPMB,SOMB Models SPM33,SOM33

Left Facing Add On Multiple Seating (Open Arm/ Closed Arm)

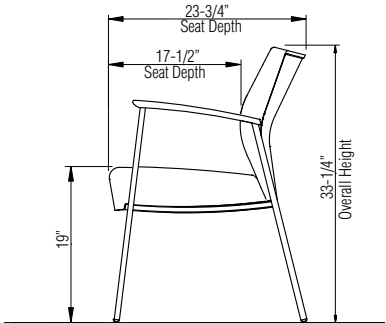


Add On Multiple Seating - All Models

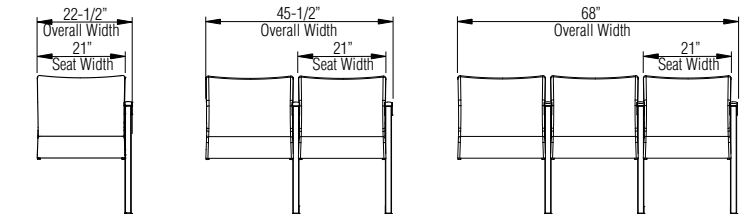


Model SOMACL Model SOMACCL Model SOMACCCL

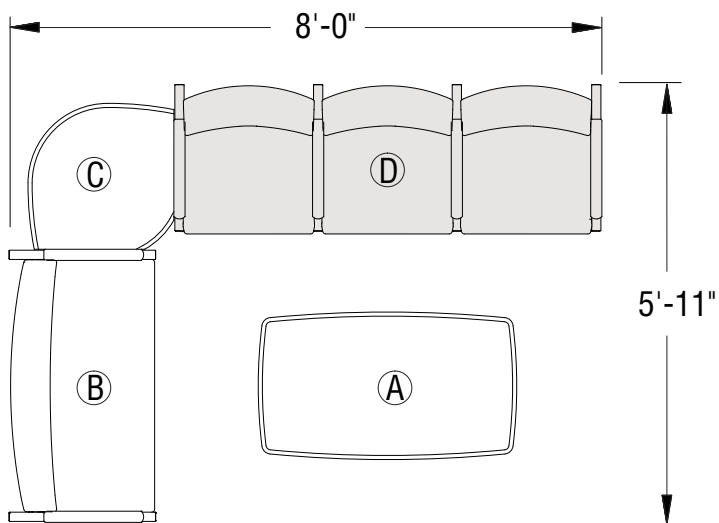
Right Facing Add On Multiple Seating (Open Arm/ Closed Arm)



Add On Multiple Seating - All Models

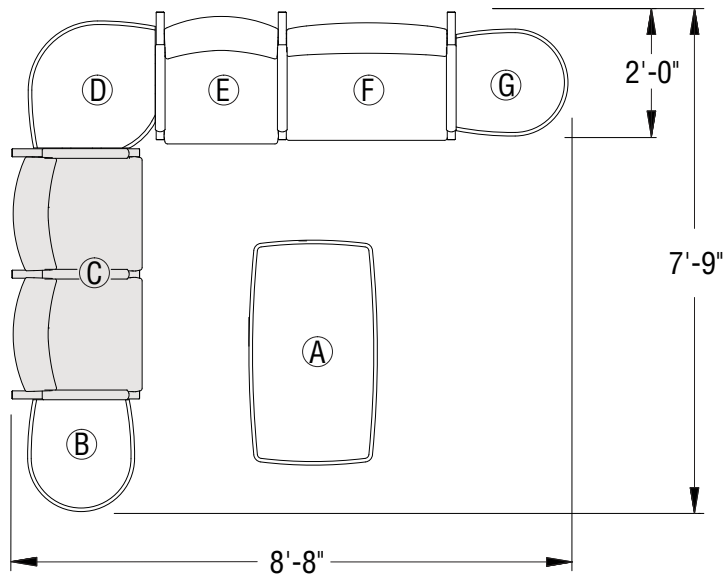



Model SOMACR Model SOMACCR Model SOMACCCR



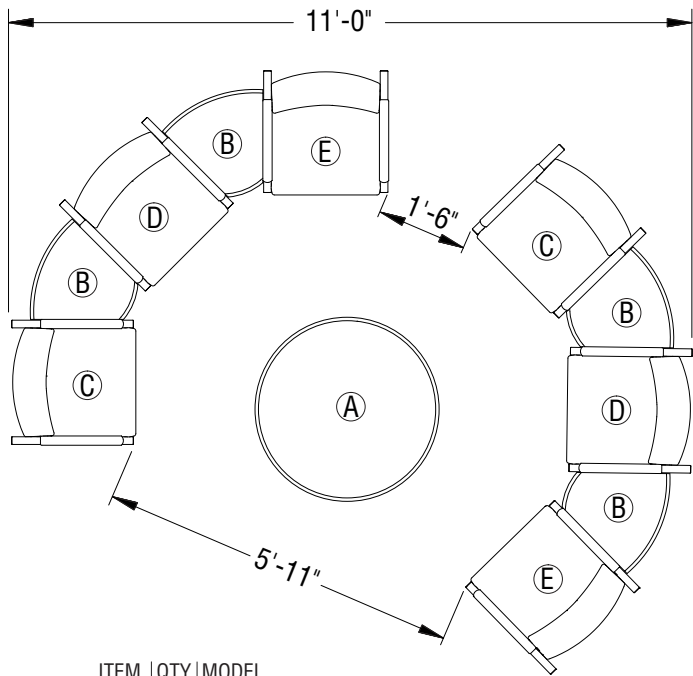

ITEM	QTY	MODEL
A	1	2221
B	1	SOM33RT
C	1	SM90IN
D	1	SOMCCCLT

Typical One Configuration



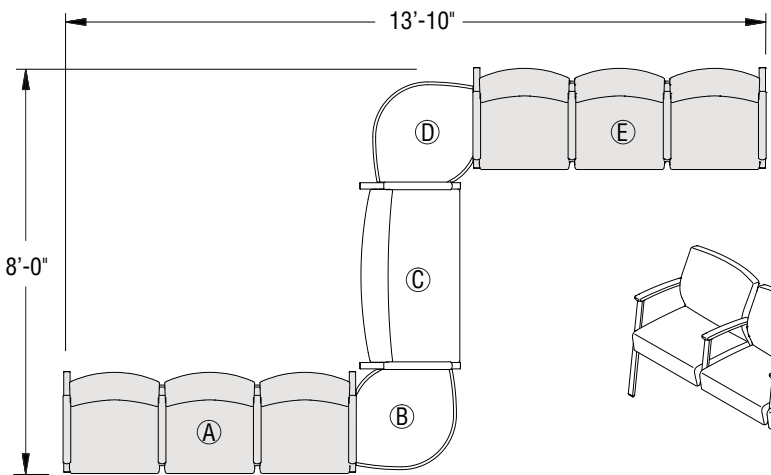

ITEM	QTY	MODEL
A	1	2221
B	1	SMETL
C	1	SOMCCLTRT
D	1	SM90IN
E	1	SOMACLT
F	1	SOMBLCRT
G	1	SMETR

Typical Three Configuration



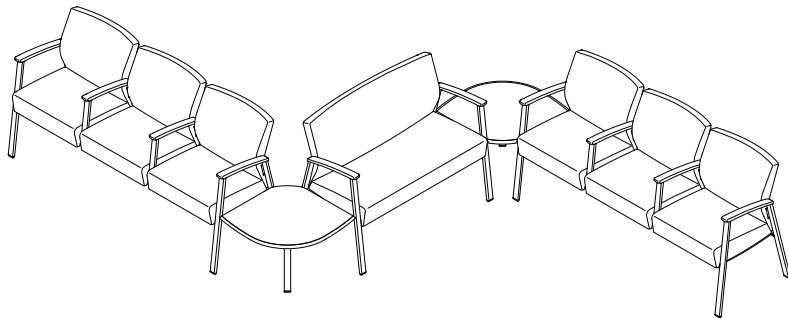
ITEM	QTY	MODEL
A	1	2205
B	4	SM45IN
C	2	SOMCRT
D	2	SOMCLTRT
E	2	SOMCLT

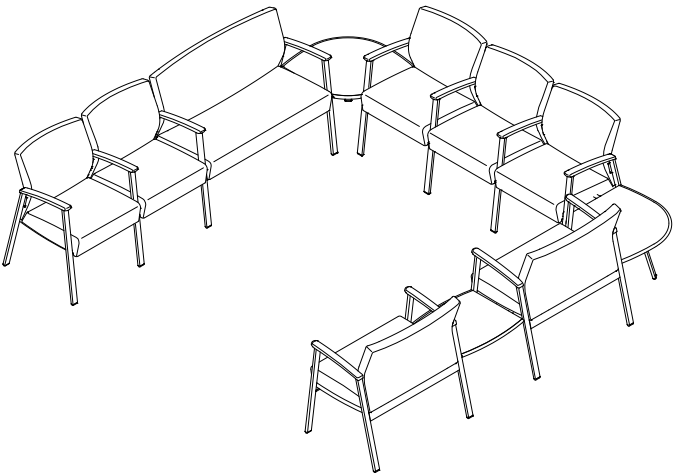
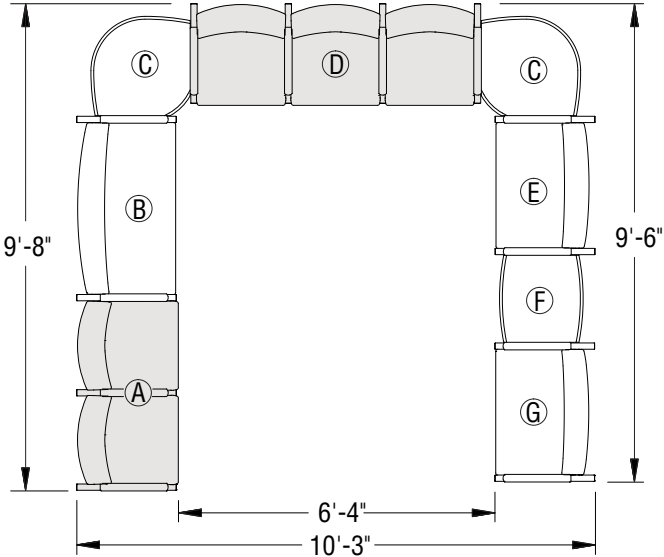
Typical Two Configuration



ITEM	QTY	MODEL
A	1	SOM3SRT
B	1	SM90OUT
C	1	SOM33LTRT
D	1	SM90IN
E	1	SOM3SLT

Typical Four Configuration





ITEM	QTY	MODEL
A	1	SOMACCL
B	1	SOM33LCRT
C	2	SM90IN
D	1	SOMCCCLTRT
E	1	SOMBLTRT
F	1	SMCCT
G	1	SOMBLT

Typical Five Configuration



Base Finish

Black	BL
Blue Grey	GR
Bronze Metallic	ZM
Cayenne	CY
Champagne Metallic	CM
Cool Grey	CG
Cottonwood	CO
Earthen Clay	EY
Espresso Metallic	EX
Everglade Shade	EV
Flannel	FN
Glitz Metallic	GZ
Hazy Jade	HJ
Honey Bee	HY
Light Tone	LG
Mardi Gras	MG
Misty Brown	MY
Nemo	NE
Nordic	ND
Poppy Red	PR
Purple Haze	PH
Rubber Ducky	RK
Sand	SA
Sky Blue	SK
Starlight Silver Metallic	SX
Surf's Up	SP
Twilight Shadow	TI
Ultra Blue	UB
Warm Grey	WG
Zesty Lime	ZL

Wood Armcap Finish

Cherry Storm on Beech	BCX
Cinnamon on Beech	BCN
Cocoa on Beech	BCA
Eclipse Black on Beech	BEB
Florence Walnut on Beech	BFC
Kensington Maple on Maple	MMA
Monticello Maple on Beech	BMT
Natural on Beech	BNA
River Cherry on Beech	BRY

Kensington Maple requires an upcharge.

Glide Color

Flannel (Dark Grey)	NGFN
Natural (Cream)	NGNT

Finish Cards

View color swatches for items listed within this document.

Paints

Wood/Veneer

Molded Edges

Hard Plastics

Plastics/Poly

Laminates

Edge Styles

Glass

Certain options referenced may not be available on GSA Schedule.

- 1 = Back (Fabric Contrast 1) C.O.M. = 1.25 yd
- 2 = Seat (Fabric Contrast 2) C.O.M. = 1 yd

Indicate the following information on order form:

1. Quantity of each item.
2. Model number, including options. See "How To Build a Model Number".
3. Any special service required.

Note:

- The ☐ indicates that a choice is required.
- The absence of the ☐ indicates that no choice is required.
- Alpha-numeric characters in place of ☐ indicate that no other alternatives are available.

A Select basic model.

B Select non-contrast or fabric contrast 1.
Refer to [**ki.com/fabrics**](http://ki.com/fabrics)

C Select fabric contrast 2.
Refer to ki.com/fabrics

D Select base finish color.
Refer to the **Product Color Options** page in this price list.

E Select armcaps.

WAC	- Wood armcaps (pair)
SAC	- Solid surface; add \$652
PACBL	- Black poly; add \$86
PACSA	- Sand poly; add \$86
PACWG	- Warm Grey poly; add \$86

Upcharge for two armcaps.
Solid surface armcap color is always Corian™ white.

F Select wood finish color.
Refer to the **Product Color Options** page in this price list.
Wood finish selection is for wood armcaps.
For Kensington Maple add upcharge.

G Select nylon glide color.

NGFN	- Flannel (Dark Grey)
NGNT	- Natural (Cream)

H Select moisture barrier.

MB	- Moisture barrier
NMB	- No moisture barrier

See pricing column for moisture barrier upcharge.

For California Technical Bulletin 133 compliant models, a Product Modification Request is required. Contact Customer Service for details.

Model	
All variations of One Seat Models:	
SOMC	\$251
SPMC	\$280

All variations of Two Seat Models:

SOMCC	\$312
SPMCC	\$353

All variations of Three Seat Models:	
SOMCCC	\$372
SPMCCC	\$422

Kensington Maple requires extended leadtimes.
Model
All variations of One Seat Models:
SOMC \$57
SPMC \$57

All variations of Two Seat Models:	
SOMCC	\$86
SPMCC	\$86

All variations of Three Seat Models:

SOMCCC	\$115
SPMCCC	\$115

Special Carton Marking

With specially marked information N/C

Shipping

**Ships assembled, FOB High Point, NC 27263,
freight prepaid. Freight class 175**

Specifications and prices are subject to change without prior notice.

- 1 = Back and Arms (Fabric Contrast 1) C.O.M. = 1.75 yd
- 2 = Seat (Fabric Contrast 2) C.O.M. = 1 yd

Indicate the following information on order form:

1. Quantity of each item.
2. Model number, including options. See "How To Build a Model Number".
3. Any special service required.

- The absence of the ☐ indicates that no choice is required.
- Alpha-numeric characters in place of ☐ indicate that no other alternatives are available.

A Select basic model.

B Select non-contrast or fabric contrast 1.
Refer to [**ki.com/fabrics**](http://ki.com/fabrics)

Refer to ki.com/fabrics

E Select armcaps.

WAC	- Wood armcaps (pair)
SAC	- Solid surface; add \$652
PACBL	- Black poly; add \$86
PACSA	- Sand poly; add \$86
PACWG	- Warm Grey poly; add \$86

F Select wood finish color.
Refer to the **Product Color Options** page in this price list.
Wood finish selection is for wood armcaps.
For Kensington Maple add upcharge.

H Select moisture barrier.

MB	- Moisture barrier
NMB	- No moisture barrier

See pricing column for moisture barrier upcharge.

For California Technical Bulletin 133 compliant models, a Product Modification Request is required. Contact Customer Service for details.

All variations of Three Seat Models:	
SOMCCC	\$372
SPMCCC	\$422

Kensington Maple requires extended leadtimes.

Kensington Maple requires extended leadtimes.

Model

All variations of One Seat Models:

All variations of Two Seat Models:

SOMCC	\$86
SPMCC	\$86

All variations of Three Seat Models:

SOMCCC	\$115
SPMCCC	\$115

Special Carton Marking

With specially marked information N/C

Shipping

**Ships assembled, FOB High Point, NC 27263,
freight prepaid. Freight class 175**

Specifications and prices are subject to change without prior notice.

HOW TO ORDER

Indicate the following information on order form:
1. Quantity of each item.
2. Model number, including options. See “How To Build a Model Number”.
3. Any special service required.

Note: • The ☐ indicates that a choice is required.

• The absence of the ☐ indicates that no choice is required.

• Alpha-numeric characters in place of ☐ indicate that no other alternatives are available.

HOW TO BUILD A MODEL NUMBER

A

Select basic model.

B

Select non-contrast or fabric contrast 1.
Refer to [ki.com/fabrics](#)

C

Select fabric contrast 2.
Refer to [ki.com/fabrics](#)

D

Select base finish color.
Refer to the **Product Color Options** page in this price list.

E

Select armcaps.

WAC	- Wood armcaps (pair)
SAC	- Solid surface; add \$652
PACBL	- Black poly; add \$86
PACSA	- Sand poly; add \$86
PACWG	- Warm Grey poly; add \$86

Upcharge for two armcaps.
Solid surface armcap color is always Corian™ white.

F

Select wood finish color.
Refer to the **Product Color Options** page in this price list.
Wood finish selection is for wood armcaps.
For Kensington Maple add upcharge.

G

Select nylon glide color.

NGFN	- Flannel (Dark Grey)
NGNT	- Natural (Cream)

H

Select moisture barrier.

MB	- Moisture barrier
NMB	- No moisture barrier

See pricing column for moisture barrier upcharge.

California TB133 Fire Safety Code

For California Technical Bulletin 133 compliant models, a Product Modification Request is required. Contact Customer Service for details.

Model

All variations of One Seat Models:

SOMC	\$251
SPMC	\$280

All variations of Two Seat Models:

SOMCC	\$312
SPMCC	\$353

All variations of Three Seat Models:

SOMCCC	\$372
SPMCCC	\$422

KENSINGTON MAPLE UPCHARGE

Kensington Maple requires extended leadtimes.

Model

All variations of One Seat Models:

SOMC	\$57
SPMC	\$57

All variations of Two Seat Models:

SOMCC	\$86
SPMCC	\$86

All variations of Three Seat Models:

SOMCCC	\$115
SPMCCC	\$115

SPECIAL SERVICES

Special Carton Marking

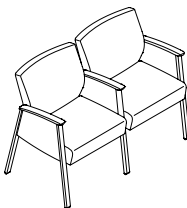

With specially marked information

N/C

Shipping

Ships **assembled, FOB High Point, NC 27263, freight prepaid.** Freight class 175

Specifications and prices are subject to change without prior notice.

		MODEL NUMBER																					
		Basic Model	Non-Contrast or Fabric Contrast 1	Fabric Contrast 2	Base Finish	Arm Cap	Wood Finish	Glide Color	Moist. Barrier	Approx. Packaged Weight	Grade C.O.M.	Grade C	Grade D	Grade E & C.O.L.	Grade F	Grade G	Grade H	Grade I	Grade J	Grade K	Grade L Leather	Grade M Leather	Moisture Barrier add to list price
	Features																						
	No Connector	SPMCC/NC	□□□□		□□	□□	□□	□□	□□	105.0#	\$ 2685	\$ 2890	\$ 2942	\$ 3006	\$ 3050	\$ 3135	\$ 3219	\$ 3328	\$ 3543	\$ 3757	\$ 3972	\$ 4399	\$ 251
	Left Facing Chair Connector	SPMCCLC/NC	□□□□		□□	□□	□□	□□	□□	105.0#	2685	2890	2942	3006	3050	3135	3219	3328	3543	3757	3972	4399	251
	Right Facing Chair Connector	SPMCCRRC/NC	□□□□		□□	□□	□□	□□	□□	105.0#	2685	2890	2942	3006	3050	3135	3219	3328	3543	3757	3972	4399	251
	Left and Right Facing Chair Connector	SPMCCLCRC/NC	□□□□		□□	□□	□□	□□	□□	105.0#	2685	2890	2942	3006	3050	3135	3219	3328	3543	3757	3972	4399	251
SMMC																							
Two Seat Unit (Closed Arm) Non-Contrast																							
• Non-contrast C.O.M = 4.25 yd																							
	No Connector	SPMCC/FC	□□□□	□□□□	□□	□□	□□	□□	□□	105.0#	\$ 2786	\$ 2991	\$ 3045	\$ 3107	\$ 3150	\$ 3235	\$ 3320	\$ 3428	\$ 3643	\$ 3857	\$ 4073	\$ 4500	\$ 251
	Left Facing Chair Connector	SPMCCLC/FC	□□□□	□□□□	□□	□□	□□	□□	□□	105.0#	2786	2991	3045	3107	3150	3235	3320	3428	3643	3857	4073	4500	251
	Right Facing Chair Connector	SPMCCRRC/FC	□□□□	□□□□	□□	□□	□□	□□	□□	105.0#	2786	2991	3045	3107	3150	3235	3320	3428	3643	3857	4073	4500	251
	Left and Right Facing Chair Connector	SPMCCLCRC/FC	□□□□	□□□□	□□	□□	□□	□□	□□	105.0#	2786	2991	3045	3107	3150	3235	3320	3428	3643	3857	4073	4500	251
SMMC																							
Two Seat Unit (Closed Arm) Contrast																							
• 1 = Back and arms (Fabric Contrast 1) C.O.M. = 3.25 yd																							
• 2 = Seat (Fabric Contrast 2) C.O.M. = 1.5 yd																							
		A	B	C	D	E	F	G	H														

HOW TO ORDER

Indicate the following information on order form:

1. Quantity of each item.
2. Model number, including options. See "How To Build a Model Number".
3. Any special service required.

Note: • The ☐ indicates that a choice is required.

- The absence of the ☐ indicates that no choice is required.
- Alpha-numeric characters in place of ☐ indicate that no other alternatives are available.

HOW TO BUILD A MODEL NUMBER

- A** Select basic model.
- B** Select non-contrast or fabric contrast 1.
Refer to [**ki.com/fabrics**](http://ki.com/fabrics)

- C** Select fabric contrast 2.
Refer to ki.com/fabrics

- D** Select base finish color.
Refer to the **Product Color Options** page in this price list.

- E** Select armcaps.
- | | |
|--------------|-----------------------------|
| WAC | - Wood armcaps (pair) |
| SAC | - Solid surface; add \$941 |
| PACBL | - Black poly; add \$130 |
| PACSA | - Sand poly; add \$130 |
| PACWG | - Warm Grey poly; add \$130 |
- Upcharge for three armcaps.
Solid surface armcap color is always Corian™ white.

- F** Select wood finish color.
Refer to the **Product Color Options** page in this price list.
Wood finish selection is for wood armcaps.
For Kensington Maple add upcharge.

- G** Select nylon glide color.
- | | |
|-------------|-----------------------|
| NGFN | - Flannel (Dark Grey) |
| NGNT | - Natural (Cream) |

- H** Select moisture barrier.
- | | |
|------------|-----------------------|
| MB | - Moisture barrier |
| NMB | - No moisture barrier |
- See pricing column for moisture barrier upcharge.

California TB133 Fire Safety Code

For California Technical Bulletin 133 compliant models, a Product Modification Request is required. Contact Customer Service for details.

Model	
All variations of One Seat Models:	
SOMC	\$251
SPMC	\$280

All variations of Two Seat Models:

SOMCC	\$312
SPMCC	\$353

All variations of Three Seat Models:

SOMCCC	\$372
SPMCCC	\$422

KENSINGTON MAPLE UPCHARGE

Kensington Maple requires extended leadtimes.

Model

All variations of One Seat Models:

SOMC	\$57
SPMC	\$57

All variations of Two Seat Models:

SOMCC	\$86
SPMCC	\$86

All variations of Three Seat Models:

SOMCCC	\$115
SPMCCC	\$115

SPECIAL SERVICES

Special Carton Marking

With specially marked information N/C

Shipping

**Ships assembled, FOB High Point, NC 27263,
freight prepaid. Freight class 175**

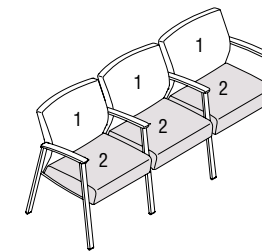
Specifications and prices are subject to change without prior notice.

A simple line drawing of two armchairs. Each chair has a high backrest, a seat cushion, and armrests. The legs are straight and slightly angled outwards. The chairs are positioned side-by-side, facing the same direction.

SMMC

Three Seat Unit (Open Arm) Non-Contrast

- Non-contrast C.O.M = 4.5 yd



SMMC

Three Seat Unit (Open Arm) Contrast

- 1 = Back (Fabric Contrast 1) C.O.M.
3 yd
- 2 = Seat (Fabric Contrast 2) C.O.M.
2.25 yd

Indicate the following information on order form:

1. Quantity of each item.
2. Model number, including options. See "How To Build a Model Number".
3. Any special service required.

- The absence of the ☐ indicates that no choice is required.
- Alpha-numeric characters in place of ☐ indicate that no other alternatives are available.

A Select basic model.

B Select non-contrast or fabric contrast 1.
Refer to ki.com/fabrics

D Select base finish color.
Refer to the **Product Color Options** page in this price list.

E Select armcaps.

WAC	- Wood armcaps (pair)
SAC	- Solid surface; add \$1229
PACBL	- Black poly; add \$174
PACSA	- Sand poly; add \$174
PACWG	- Warm Grey poly; add \$174

Upcharge for four armcaps.
Solid surface armcap color is always Corian™ white.

F Select wood finish color.
Refer to the **Product Color Options** page in this price list.
Wood finish selection is for wood armcaps.
For Kensington Maple add upcharge.

G Select nylon glide color.

NGFN	- Flannel (Dark Grey)
NGNT	- Natural (Cream)

H Select moisture barrier.

MB	- Moisture barrier
NMB	- No moisture barrier

See pricing column for moisture barrier upcharge.

For California Technical Bulletin 133 compliant models, a Product Modification Request is required. Contact Customer Service for details.

All variations of Two Seat Models	
SOMCC	\$312
SPMCC	\$353

All variations of Three Seat Models:	
SOMCCC	\$372
SPMCCC	\$422

Kensington Maple requires extended leadtimes.
Model
All variations of One Seat Models:
SOMC \$57
SPMC \$57

All variations of Two Seat Models:	
SOMCC	\$86
SPMCC	\$86

All variations of Three Seat Models:

SOMCCC	\$115
SPMCCC	\$115

Special Carton Marking

With specially marked information N/C

Shipping

**Ships assembled, FOB High Point, NC 27263,
freight prepaid. Freight class 175**

Specifications and prices are subject to change without prior notice.

A B C D E F G H

Indicate the following information on order form:

1. Quantity of each item.
2. Model number, including options. See "How To Build a Model Number".
3. Any special service required.

- The absence of the ☐ indicates that no choice is required.
- Alpha-numeric characters in place of ☐ indicate that no other alternatives are available.

A Select basic model.

B Select non-contrast or fabric contrast 1.
Refer to ki.com/fabrics

D Select base finish color.
Refer to the **Product Color Options** page in this price list.

E Select armcaps.

WAC	- Wood armcaps (pair)
SAC	- Solid surface; add \$1229
PACBL	- Black poly; add \$174
PACSA	- Sand poly; add \$174
PACWG	- Warm Grey poly; add \$174

Upcharge for four armcaps.

Solid surface armcap color is always Corian™ white.

F Select wood finish color.
Refer to the **Product Color Options** page in this price list.
Wood finish selection is for wood armcaps.
For Kensington Maple add upcharge.

G Select nylon glide color.

NGFN	- Flannel (Dark Grey)
NGNT	- Natural (Cream)

H Select moisture barrier.

MB	- Moisture barrier
NMB	- No moisture barrier

See pricing column for moisture barrier upcharge.

For California Technical Bulletin 133 compliant models, a Product Modification Request is required. Contact Customer Service for details.

All variations of Two Seat Models:

SOMCC	\$312
SPMCC	\$353

All variations of Three Seat Models:	
SOMCCC	\$372
SPMCCC	\$422

Kensington Maple requires extended leadtimes.
Model
All variations of One Seat Models:
SOMC \$57
SPMC \$57

All variations of Two Seat Models:

SOMCC	\$86
SPMCC	\$86

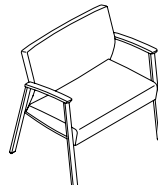

All variations of Three Seat Models:

SOMCCC	\$115
SPMCCC	\$115

With specially marked information N/C

**Ships assembled, FOB High Point, NC 27263,
freight prepaid. Freight class 175**

Specifications and prices are subject to change without prior notice.

		MODEL NUMBER																					
		Basic Model	Non-Contrast or Fabric Contrast 1	Fabric Contrast 2	Base Finish	Arm Cap	Wood Finish	Glide Color	Moist. Barrier	Approx. Packaged Weight	Grade C.O.M.	Grade C	Grade D	Grade E & C.O.L.	Grade F	Grade G	Grade H	Grade I	Grade J	Grade K	Grade L Leather	Grade M Leather	Moisture Barrier add to list price
	Features																						
	No Connector	SOMB/NC	□□□□		□□	□□	□□	□□	□□	70.0#	\$ 2213	\$ 2328	\$ 2358	\$ 2394	\$ 2419	\$ 2468	\$ 2514	\$ 2574	\$ 2694	\$ 2817	\$ 2938	\$ 3178	\$ 222
	Left Facing Chair Connector	SOMBLC/NC	□□□□		□□	□□	□□	□□	□□	70.0#	2213	2328	2358	2394	2419	2468	2514	2574	2694	2817	2938	3178	222
	Right Facing Chair Connector	SOMBRC/NC	□□□□		□□	□□	□□	□□	□□	70.0#	2213	2328	2358	2394	2419	2468	2514	2574	2694	2817	2938	3178	222
	Left and Right Facing Chair Connector	SOMBLCRC/NC	□□□□		□□	□□	□□	□□	□□	70.0#	2213	2328	2358	2394	2419	2468	2514	2574	2694	2817	2938	3178	222
SMMB																							
Bariatric Lounge (Open Arm) Non-Contrast																							
• Non-contrast C.O.M = 2.5 yd																							
	No Connector	SOMB/FC	□□□□	□□□□	□□	□□	□□	□□	□□	70.0#	\$ 2286	\$ 2401	\$ 2430	\$ 2468	\$ 2490	\$ 2539	\$ 2587	\$ 2647	\$ 2767	\$ 2890	\$ 3008	\$ 3252	\$ 222
	Left Facing Chair Connector	SOMBLC/FC	□□□□	□□□□	□□	□□	□□	□□	□□	70.0#	2286	2401	2430	2468	2490	2539	2587	2647	2767	2890	3008	3252	222
	Right Facing Chair Connector	SOMBRC/FC	□□□□	□□□□	□□	□□	□□	□□	□□	70.0#	2286	2401	2430	2468	2490	2539	2587	2647	2767	2890	3008	3252	222
	Left and Right Facing Chair Connector	SOMBLCRC/FC	□□□□	□□□□	□□	□□	□□	□□	□□	70.0#	2286	2401	2430	2468	2490	2539	2587	2647	2767	2890	3008	3252	222
SMMB																							
Bariatric Lounge (Open Arm) Contrast																							
• 1 = Back (Fabric Contrast 1) C.O.M. = 1.5 yd																							
• 2 = Seat (Fabric Contrast 2) C.O.M. = 1.25 yd																							

HOW TO ORDER

Indicate the following information on order form:

1. Quantity of each item.
2. Model number, including options. See "How To Build a Model Number".
3. Any special service required.

Note:

- The ☐ indicates that a choice is required.
- The absence of the ☐ indicates that no choice is required.
- Alpha-numeric characters in place of ☐ indicate that no other alternatives are available.

HOW TO BUILD A MODEL NUMBER

- A** Select basic model.
Refer to the **Product Color Options** page in this price list.

B Select non-contrast or fabric contrast 1.
Refer to **ki.com/fabrics**

C Select fabric contrast 2.
Refer to **ki.com/fabrics**

D Select base finish color.
Refer to the **Product Color Options** page in this price list.

E Select armcaps.

WAC	- Wood armcaps (pair)
SAC	- Solid surface; add \$652
PACBL	- Black poly; add \$86
PACSA	- Sand poly; add \$86
PACWG	- Warm Grey poly; add \$86

Upcharge for four armcaps.
Solid surface armcap color is always Corian™ white.

F Select wood finish color.
Refer to the **Product Color Options** page in this price list.

G Select nylon glide color.

NGFN	- Flannel (Dark Grey)
NGNT	- Natural (Cream)

H Select moisture barrier.

MB	- Moisture barrier
NMB	- No moisture barrier

See pricing column for moisture barrier upcharge.

- F** Select wood finish color.
Refer to the **Product Color Options** page in this price list.
Wood finish selection is for wood armcaps.
For Kensington Maple add upcharge.
- G** Select nylon glide color.
- | | |
|-------------|-----------------------|
| NGFN | - Flannel (Dark Grey) |
| NGNT | - Natural (Cream) |
- H** Select moisture barrier.
- | | |
|------------|-----------------------|
| MB | - Moisture barrier |
| NMB | - No moisture barrier |
- See pricing column for moisture barrier upcharge.

California TB133 Fire Safety Code

For California Technical Bulletin 133 compliant models, a Product Modification Request is required. Contact Customer Service for details.

Model	
All variations of Bariatric Models:	
SOMB	\$279
SPMB	\$321

All variations of Loveseat Models:	
SOM33	\$307
SPM33	\$348

All variations of Spanner Models:	
SOM3S	\$384
SPM3S	\$437

KENSINGTON MAPLE UPCHARGE

Kensington Maple requires extended leadtimes.
Model
All variations of Bariatric Models:
SOMB \$57
SPMB \$57

All variations of Loveseat Models:

SOM33	\$57
SPM33	\$57

All variations of Spanner Models:	
SOM3S	\$115
SPM3S	\$115

SPECIAL SERVICES

Special Carton Marking

With specially marked information N/C

Shipping


**Ships assembled, FOB High Point, NC 27263,
freight prepaid. Freight class 175**

Specifications and prices are subject to change without prior notice.

SMMB

Bariatric Lounge (Closed Arm)
Non-Contrast

- Non-contrast C.O.M = 3 yd



The diagram shows a side view of a bariatric lounge chair with closed arms. The chair is shaded in light gray. Four areas are labeled with the number '1': the backrest, the two armrests, and the two side rails. The seat cushion is labeled with the number '2'.

SMMB

Bariatric Lounge (Closed Arm)
Contrast

- 1 = Back and arms (Fabric Contrast 1) C.O.M. = 2.5 yd
- 2 = Seat (Fabric Contrast 2) C.O.M. = 1.25 yd

Indicate the following information on order form:

1. Quantity of each item.
2. Model number, including options. See "How To Build a Model Number".
3. Any special service required.

- The absence of the ☐ indicates that no choice is required.
- Alpha-numeric characters in place of ☐ indicate that no other alternatives are available.

A Select basic model.

B Select non-contrast or fabric contrast 1.
Refer to [**ki.com/fabrics**](http://ki.com/fabrics)

D Select base finish color.
Refer to the **Product Color Options** page in this price list.

E Select armcaps.

WAC	- Wood armcaps (pair)
SAC	- Solid surface; add \$652
PACBL	- Black poly; add \$86
PACSA	- Sand poly; add \$86
PACWG	- Warm Grey poly; add \$86

Upcharge for four armcaps.
Solid surface armcap color is always Corian™ white.

F Select wood finish color.
Refer to the **Product Color Options** page in this price list.
Wood finish selection is for wood armcaps.
For Kensington Maple add upcharge.

G Select nylon glide color.

NGFN	- Flannel (Dark Grey)
NGNT	- Natural (Cream)

H Select moisture barrier.

MB	- Moisture barrier
NMB	- No moisture barrier

See pricing column for moisture barrier upcharge.

For California Technical Bulletin 133 compliant models, a Product Modification Request is required. Contact Customer Service for details.

All variations of Loveseat Models:	
SOM33	\$307
SPM33	\$348

All variations of Spanner Models:

SOM3S	\$384
SPM3S	\$437

Kensington Maple requires extended leadtimes.
Model
All variations of Bariatric Models:
SOMB \$57
SPMB \$57

All variations of Loveseat Models:

SOM33	\$57
SPM33	\$57

All variations of Spanner Models:	
SOM3S	\$115
SPM3S	\$115

Special Carton Marking

With specially marked information N/C

Shipping

**Ships assembled, FOB High Point, NC 27263,
freight prepaid. Freight class 175**

Specifications and prices are subject to change without prior notice.

- 1 = Back (Fabric Contrast 1) C.O.M. = 1.5 yd
- 2 = Seat (Fabric Contrast 2) C.O.M. = 1.25 yd

Indicate the following information on order form:

1. Quantity of each item.
2. Model number, including options. See "How To Build a Model Number".
3. Any special service required.

Note:

- The ☐ indicates that a choice is required.
- The absence of the ☐ indicates that no choice is required.
- Alpha-numeric characters in place of ☐ indicate that no other alternatives are available.

A Select basic model.

B Select non-contrast or fabric contrast 1.
Refer to [**ki.com/fabrics**](http://ki.com/fabrics)

C Select fabric contrast 2.
Refer to ki.com/fabrics

D Select base finish color.
Refer to the **Product Color Options** page in this price list.

E	Select armcaps.
WAC	- Wood armcaps (pair)
SAC	- Solid surface; add \$652
PACBL	- Black poly; add \$86
PACSA	- Sand poly; add \$86
PACWG	- Warm Grey poly; add \$86

Upcharge for four armcaps.
Solid surface armcap color is always Corian™ white.

F Select wood finish color.
Refer to the **Product Color Options** page in this price list.
Wood finish selection is for wood armcaps.
For Kensington Maple add upcharge.

G Select nylon glide color.

NGFN	- Flannel (Dark Grey)
NGNT	- Natural (Cream)

H Select moisture barrier.

MB	- Moisture barrier
NMB	- No moisture barrier

See pricing column for moisture barrier upcharge.

For California Technical Bulletin 133 compliant models, a Product Modification Request is required. Contact Customer Service for details.

All variations of Loveseat Models	
SOM33	\$307
SPM33	\$348

All variations of Spanner Models:	
SOM3S	\$384
SPM3S	\$437

Kensington Maple requires extended leadtimes.
Model
All variations of Bariatric Models:
SOMB \$57
SPMB \$57

All variations of Loveseat Models:

SOM33	\$57
SPM33	\$57

All variations of Spanner Models:

SOM3S	\$115
SPM3S	\$115

Special Carton Marking

With specially marked information N/C

Shipping

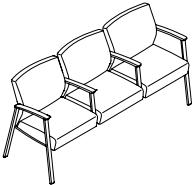
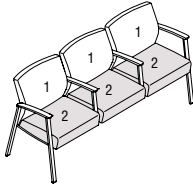
**Ships assembled, FOB High Point, NC 27263,
freight prepaid. Freight class 175**

Specifications and prices are subject to change without prior notice.



		MODEL NUMBER																						
		Basic Model	Non-Contrast or Fabric Contrast 1	Fabric Contrast 2	Base Finish	Arm Cap	Wood Finish	Glide Color	Moist. Barrier															Moisture Barrier add to list price
Features																								
	No Connector	SPM33/NC	<input type="checkbox"/> <input type="checkbox"/> <input type="checkbox"/> <input type="checkbox"/>		<input type="checkbox"/> <input type="checkbox"/>	<input type="checkbox"/> <input type="checkbox"/>	<input type="checkbox"/> <input type="checkbox"/>	<input type="checkbox"/> <input type="checkbox"/>	<input type="checkbox"/> <input type="checkbox"/>	105.0#	\$ 2758	\$ 2922	\$ 2965	\$ 3015	\$ 3051	\$ 3120	\$ 3189	\$ 3278	\$ 3452	\$ 3626	\$ 3801	\$ 4150	\$ 259	
	Left Facing Chair Connector	SPM33LC/NC	<input type="checkbox"/> <input type="checkbox"/> <input type="checkbox"/> <input type="checkbox"/>		<input type="checkbox"/> <input type="checkbox"/>	<input type="checkbox"/> <input type="checkbox"/>	<input type="checkbox"/> <input type="checkbox"/>	<input type="checkbox"/> <input type="checkbox"/>	<input type="checkbox"/> <input type="checkbox"/>	105.0#	2758	2922	2965	3015	3051	3120	3189	3278	3452	3626	3801	4150	259	
	Right Facing Chair Connector	SPM33RC/NC	<input type="checkbox"/> <input type="checkbox"/> <input type="checkbox"/> <input type="checkbox"/>		<input type="checkbox"/> <input type="checkbox"/>	<input type="checkbox"/> <input type="checkbox"/>	<input type="checkbox"/> <input type="checkbox"/>	<input type="checkbox"/> <input type="checkbox"/>	<input type="checkbox"/> <input type="checkbox"/>	105.0#	2758	2922	2965	3015	3051	3120	3189	3278	3452	3626	3801	4150	259	
	Left and Right Facing Chair Connector	SPM33LCRC/NC	<input type="checkbox"/> <input type="checkbox"/> <input type="checkbox"/> <input type="checkbox"/>		<input type="checkbox"/> <input type="checkbox"/>	<input type="checkbox"/> <input type="checkbox"/>	<input type="checkbox"/> <input type="checkbox"/>	<input type="checkbox"/> <input type="checkbox"/>	<input type="checkbox"/> <input type="checkbox"/>	105.0#	2758	2922	2965	3015	3051	3120	3189	3278	3452	3626	3801	4150	259	
									</															



		MODEL NUMBER																						
		Basic Model	Non-Contrast or Fabric Contrast 1	Fabric Contrast 2	Base Finish	Arm Cap	Wood Finish	Glide Color	Moist. Barrier															
	MODEL																							
	Features																							
	Three Seat Spanner (Open Arm) Non-Contrast																							
	• Non-contrast C.O.M = 5 yd																							
SMMS																								
	MODEL																							
	Features																							
	Three Seat Spanner (Open Arm) Contrast																							
	• 1 = Back (Fabric Contrast 1) C.O.M. = 3 yd																							
	• 2 = Seat (Fabric Contrast 2) C.O.M. = 2.25 yd																							
SMMS																								
		A	B	C	D	E	F	G	H															

HOW TO ORDER

Indicate the following information on order form:

- Quantity of each item.
- Model number, including options. See “How To Build a Model Number”.
- Any special service required.

Note:

- The ☐ indicates that a choice is required.
- The absence of the ☐ indicates that no choice is required.
- Alpha-numeric characters in place of ☐ indicate that no other alternatives are available.

HOW TO BUILD A MODEL NUMBER

- A**Select basic model.
- B**Select non-contrast or fabric contrast 1. Refer to [ki.com/fabrics](https://www.ki.com/fabrics)
- C**Select fabric contrast 2. Refer to [ki.com/fabrics](https://www.ki.com/fabrics)
- D**Select base finish color. Refer to the **Product Color Options** page in this price list.
- E**Select armcaps.
- | | |
|--------------|-----------------------------|
| WAC | - Wood armcaps (pair) |
| SAC | - Solid surface; add \$1229 |
| PACBL | - Black poly; add \$174 |
| PACSA | - Sand poly; add \$174 |
| PACWG | - Warm Grey poly; add \$174 |
- Upcharge for four armcaps.
Solid surface armcap color is always Corian™ white.

- F**Select wood finish color. Refer to the **Product Color Options** page in this price list.
Wood finish selection is for wood armcaps. For Kensington Maple add upcharge.
- G**Select nylon glide color.
- | | |
|-------------|-----------------------|
| NGFN | - Flannel (Dark Grey) |
| NGNT | - Natural (Cream) |
- H**Select moisture barrier.
- | | |
|------------|-----------------------|
| MB | - Moisture barrier |
| NMB | - No moisture barrier |
- See pricing column for moisture barrier upcharge.

California TB133 Fire Safety Code

For California Technical Bulletin 133 compliant models, a Product Modification Request is required. Contact Customer Service for details.

Model	
All variations of Bariatric Models:	
SOMB	\$279
SPMB	\$321

All variations of Loveseat Models:	
SOM33	\$307
SPM33	\$348

All variations of Spanner Models:	
SOM3S	\$384
SPM3S	\$437

KENSINGTON MAPLE UPCHARGE

Kensington Maple requires extended leadtimes.

Model	
All variations of Bariatric Models:	
SOMB	\$57
SPMB	\$57

All variations of Loveseat Models:	
SOM33	\$57
SPM33	\$57

All variations of Spanner Models:	
SOM3S	\$115
SPM3S	\$115

SPECIAL SERVICES


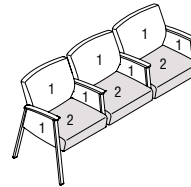
Special Carton Marking

With specially marked information N/C

Shipping
Ships **assembled, FOB High Point, NC 27263, freight prepaid.** Freight class 175

Specifications and prices are subject to change without prior notice.



			MODEL NUMBER																							
			Basic Model	Non-Contrast or Fabric Contrast 1	Fabric Contrast 2	Base Finish	Arm Cap	Wood Finish	Glide Color	Moist. Barrier																
MODEL	Features										Approx. Packaged Weight	Grade C.O.M.	Grade C	Grade D	Grade E & C.O.L.	Grade F	Grade G	Grade H	Grade I	Grade J	Grade K	Grade L Leather	Grade M Leather	Moisture Barrier add to list price		
	Three Seat Spanner (Closed Arm) Non-Contrast • Non-contrast C.O.M = 5.75 yd	No Connector	SPM3S/NC	<input type="checkbox"/> <input type="checkbox"/> <input type="checkbox"/> <input type="checkbox"/>		<input type="checkbox"/> <input type="checkbox"/>	<input type="checkbox"/> <input type="checkbox"/>	<input type="checkbox"/> <input type="checkbox"/>	<input type="checkbox"/> <input type="checkbox"/>	<input type="checkbox"/> <input type="checkbox"/>	150.0#	\$ 4076	\$ 4392	\$ 4477	\$ 4578	\$ 4644	\$ 4780	\$ 4913	\$ 5080	\$ 5415	\$ 5749	\$ 6084	\$ 6753	\$ 278		
SMMS																										
	Three Seat Spanner (Closed Arm) Contrast • 1 = Back and arms (Fabric Contrast 1) C.O.M. = 4 yd • 2 = Seat (Fabric Contrast 2) C.O.M. = 2.25 yd	No Connector	SPM3S/FC	<input type="checkbox"/> <input type="checkbox"/> <input type="checkbox"/> <input type="checkbox"/>	<input type="checkbox"/> <input type="checkbox"/> <input type="checkbox"/> <input type="checkbox"/>	<input type="checkbox"/> <input type="checkbox"/>	<input type="checkbox"/> <input type="checkbox"/>	<input type="checkbox"/> <input type="checkbox"/>	<input type="checkbox"/> <input type="checkbox"/>	<input type="checkbox"/> <input type="checkbox"/>	150.0#	\$ 4220	\$ 4538	\$ 4622	\$ 4722	\$ 4790	\$ 4925	\$ 5057	\$ 5225	\$ 5560	\$ 5896	\$ 6229	\$ 6898	\$ 278		
SMMS																										
			A	B	C	D	E	F	G	H																

HOW TO ORDER

Indicate the following information on order form:

- Quantity of each item.
- Model number, including options. See “How To Build a Model Number”.
- Any special service required.

Note:

- The ☐ indicates that a choice is required.
- The absence of the ☐ indicates that no choice is required.
- Alpha-numeric characters in place of ☐ indicate that no other alternatives are available.

HOW TO BUILD A MODEL NUMBER

- A**Select basic model.
- B**Select non-contrast or fabric contrast 1.
Refer to [ki.com/fabrics](#)
- C**Select fabric contrast 2.
Refer to [ki.com/fabrics](#)
- D**Select base finish color.
Refer to the **Product Color Options** page in this price list.
- E**Select armcaps.

WAC

- Wood armcaps (pair)

SAC

- Solid surface; add \$1229

PACBL

- Black poly; add \$174

PACSA

- Sand poly; add \$174

PACWG

- Warm Grey poly; add \$174

Upcharge for four armcaps.
Solid surface armcap color is always Corian™ white.

- F**Select wood finish color.
Refer to the **Product Color Options** page in this price list.
Wood finish selection is for wood armcaps.
For Kensington Maple add upcharge.
- G**Select nylon glide color.

NGFN

- Flannel (Dark Grey)

NGNT

- Natural (Cream)
- H**Select moisture barrier.

MB

- Moisture barrier

NMB

- No moisture barrier

See pricing column for moisture barrier upcharge.

California TB133 Fire Safety Code

For California Technical Bulletin 133 compliant models, a Product Modification Request is required. Contact Customer Service for details.

Model	
All variations of Bariatric Models:	
SOMB	\$279
SPMB	\$321

All variations of Loveseat Models:	
SOM33	\$307
SPM33	\$348

All variations of Spanner Models:	
SOM3S	\$384
SPM3S	\$437

KENSINGTON MAPLE UPCHARGE

Kensington Maple requires extended leadtimes.

Model	
All variations of Bariatric Models:	
SOMB	\$57
SPMB	\$57

All variations of Loveseat Models:	
SOM33	\$57
SPM33	\$57

All variations of Spanner Models:	
SOM3S	\$115
SPM3S	\$115


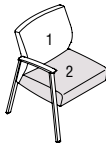
SPECIAL SERVICES

Special Carton Marking

With specially marked information N/C

Shipping
Ships **assembled, FOB High Point, NC 27263, freight prepaid.** Freight class 175

Specifications and prices are subject to change without prior notice.

			MODEL NUMBER																						
			Basic Model	Non-Contrast or Fabric Contrast 1	Fabric Contrast 2	Base Finish	Arm Cap	Wood Finish	Glide Color	Moist. Barrier															
MODEL	Features										Approx. Packaged Weight	Grade C.O.M.	Grade C	Grade D	Grade E & C.O.L.	Grade F	Grade G	Grade H	Grade I	Grade J	Grade K	Grade L Leather	Grade M Leather	Moisture Barrier add to list price	
	One Seat Add-on Unit - Left Facing (Open Arm) Non-Contrast • Non-contrast C.O.M = 1.5 yd	No Connector	SOMACL/NC	□□□□		□□	□□	□□	□□	□□	45.0#	\$ 1262	\$ 1338	\$ 1359	\$ 1383	\$ 1399	\$ 1433	\$ 1464	\$ 1505	\$ 1583	\$ 1666	\$ 1744	\$ 1906	\$ 212	
		Left Chair Connector	SOMACLC/NC	□□□□		□□	□□	□□	□□	□□	□□	45.0#	1262	1338	1359	1383	1399	1433	1464	1505	1583	1666	1744	1906	212
		Left Table Connector	SOMACLT/NC	□□□□		□□	□□	□□	□□	□□	□□	45.0#	1262	1338	1359	1383	1399	1433	1464	1505	1583	1666	1744	1906	212
SMAMC																									
	One Seat Add-on Unit - Left Facing (Open Arm) Contrast • 1 = Back (Fabric Contrast 1) C.O.M. = 1.25 yd • 2 = Seat (Fabric Contrast 2) C.O.M. = 1 yd	No Connector	SOMACL/FC	□□□□	□□□□	□□	□□	□□	□□	□□	45.0#	\$ 1321	\$ 1398	\$ 1418	\$ 1440	\$ 1458	\$ 1490	\$ 1522	\$ 1563	\$ 1643	\$ 1723	\$ 1803	\$ 1962	\$ 212	
		Left Chair Connector	SOMACLC/FC	□□□□	□□□□	□□	□□	□□	□□	□□	□□	45.0#	1321	1398	1418	1440	1458	1490	1522	1563	1643	1723	1803	1962	212
		Left Table Connector	SOMACLT/FC	□□□□	□□□□	□□	□□	□□	□□	□□	□□	45.0#	1321	1398	1418	1440	1458	1490	1522	1563	1643	1723	1803	1962	212
SMAMC																									
			A	B	C	D	E	F	G	H															

Indicate the following information on order form:

1. Quantity of each item.
2. Model number, including options. See "How To Build a Model Number".
3. Any special service required.

- The absence of the ☐ indicates that no choice is required.
- Alpha-numeric characters in place of ☐ indicate that no other alternatives are available.

A Select basic model.

B Select non-contrast or fabric contrast 1.
Refer to [**ki.com/fabrics**](http://ki.com/fabrics)

D Select base finish color.
Refer to the **Product Color Options** page in this price list.

E Select armcaps.

WAC	- Wood armcaps (pair)
SAC	- Solid surface; add \$398
PACBL	- Black poly; add \$43
PACSA	- Sand poly; add \$43
PACWG	- Warm Grey poly; add \$43

Upcharge for one armcap.
Solid surface armcap color is always Corian™ white.

F Select wood finish color.
Refer to the **Product Color Options** page in this price list.
Wood finish selection is for wood armcaps.
For Kensington Maple add upcharge.

G Select nylon glide color.

NGFN	- Flannel (Dark Grey)
NGNT	- Natural (Cream)

H Select moisture barrier.

MB	- Moisture barrier
NMB	- No moisture barrier

See pricing column for moisture barrier upcharge.

For California Technical Bulletin 133 compliant models, a Product Modification Request is required. Contact Customer Service for details.

Model	
All variations of One Seat Add-on Models:	
SOMACL	\$251
SOMACR	\$251
SPMACL	\$280
SPMACR	\$280

Kensington Maple requires extended leadtimes.
Model
All variations of One Seat Add-on Models:

SOMACL	\$30
SOMACR	\$30
SPMACL	\$30
SPMACR	\$30

Special Carton Marking

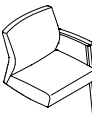
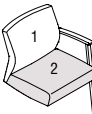
With specially marked information N/C

Shipping

**Ships assembled, FOB High Point, NC 27263,
freight prepaid. Freight class 175**

Specifications and prices are subject to change without prior notice.



			MODEL NUMBER																					
			Basic Model	Non-Contrast or Fabric Contrast 1	Fabric Contrast 2	Base Finish	Arm Cap	Wood Finish	Glide Color	Moist. Barrier														
MODEL	Features									Approx. Packaged Weight	Grade C.O.M.	Grade C	Grade D	Grade E & C.O.L.	Grade F	Grade G	Grade H	Grade I	Grade J	Grade K	Grade L Leather	Grade M Leather	Moisture Barrier add to list price	
	One Seat Add-on Unit - Right Facing (Open Arm) Non-Contrast • Non-contrast C.O.M = 1.5 yd	No Connector	SOMACR/NC	□□□□		□□	□□	□□	□□	45.0#	\$ 1262	\$ 1338	\$ 1359	\$ 1383	\$ 1399	\$ 1433	\$ 1464	\$ 1505	\$ 1583	\$ 1666	\$ 1744	\$ 1906	\$ 212	
		Right Chair Connector	SOMACRC/NC	□□□□		□□	□□	□□	□□	45.0#	1262	1338	1359	1383	1399	1433	1464	1505	1583	1666	1744	1906	212	
		Right Table Connector	SOMACRT/NC	□□□□		□□	□□	□□	□□	45.0#	1262	1338	1359	1383	1399	1433	1464	1505	1583	1666	1744	1906	212	
SMAMC																								
	One Seat Add-on Unit - Right Facing (Open Arm) Contrast • 1 = Back (Fabric Contrast 1) C.O.M. = 1.25 yd • 2 = Seat (Fabric Contrast 2) C.O.M. = 1 yd	No Connector	SOMACR/FC	□□□□	□□□□	□□	□□	□□	□□	45.0#	\$ 1321	\$ 1398	\$ 1418	\$ 1440	\$ 1458	\$ 1490	\$ 1522	\$ 1563	\$ 1643	\$ 1723	\$ 1803	\$ 1962	\$ 212	
		Right Chair Connector	SOMACRC/FC	□□□□	□□□□	□□	□□	□□	□□	45.0#	1321	1398	1418	1440	1458	1490	1522	1563	1643	1723	1803	1962	212	
		Right Table Connector	SOMACRT/FC	□□□□	□□□□	□□	□□	□□	□□	45.0#	1321	1398	1418	1440	1458	1490	1522	1563	1643	1723	1803	1962	212	
SMAMC																								
			A	B	C	D	E	F	G	H														

HOW TO ORDER

Indicate the following information on order form:

- Quantity of each item.
- Model number, including options. See “How To Build a Model Number”.
- Any special service required.

Note:

- The □ indicates that a choice is required.
- The absence of the □ indicates that no choice is required.
- Alpha-numeric characters in place of □ indicate that no other alternatives are available.

HOW TO BUILD A MODEL NUMBER

- A**Select basic model.
- B**Select non-contrast or fabric contrast 1. Refer to [ki.com/fabrics](#)
- C**Select fabric contrast 2. Refer to [ki.com/fabrics](#)
- D**Select base finish color. Refer to the **Product Color Options** page in this price list.
- E**Select armcaps.
- | | |
|--------------|----------------------------|
| WAC | - Wood armcaps (pair) |
| SAC | - Solid surface; add \$398 |
| PACBL | - Black poly; add \$43 |
| PACSA | - Sand poly; add \$43 |
| PACWG | - Warm Grey poly; add \$43 |
- Upcharge for one armcap.
Solid surface armcap color is always Corian™ white.

- F**Select wood finish color. Refer to the **Product Color Options** page in this price list.
Wood finish selection is for wood armcaps. For Kensington Maple add upcharge.
- G**Select nylon glide color.
- | | |
|-------------|-----------------------|
| NGFN | - Flannel (Dark Grey) |
| NGNT | - Natural (Cream) |
- H**Select moisture barrier.
- | | |
|------------|-----------------------|
| MB | - Moisture barrier |
| NMB | - No moisture barrier |
- See pricing column for moisture barrier upcharge.

California TB133 Fire Safety Code

For California Technical Bulletin 133 compliant models, a Product Modification Request is required. Contact Customer Service for details.

Model	
All variations of One Seat Add-on Models:	
SOMACL	\$251
SOMACR	\$251
SPMACL	\$280
SPMACR	\$280

KENSINGTON MAPLE UPCHARGE

Kensington Maple requires extended leadtimes.
Model
All variations of One Seat Add-on Models:

SOMACL	\$30
SOMACR	\$30
SPMACL	\$30
SPMACR	\$30

SPECIAL SERVICES

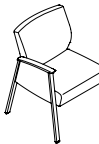
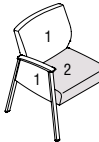
Special Carton Marking

With specially marked information N/C

Shipping
Ships **assembled, FOB High Point, NC 27263, freight prepaid.** Freight class 175

Specifications and prices are subject to change without prior notice.



			MODEL NUMBER																					
			Basic Model	Non-Contrast or Fabric Contrast 1	Fabric Contrast 2	Base Finish	Arm Cap	Wood Finish	Glide Color	Moist. Barrier														
MODEL	Features										Approx. Packaged Weight	Grade C.O.M.	Grade C	Grade D	Grade E & C.O.L.	Grade F	Grade G	Grade H	Grade I	Grade J	Grade K	Grade L Leather	Grade M Leather	Moisture Barrier add to list price
	One Seat Add-on Unit - Left Facing (Closed Arm) Non-Contrast • Non-contrast C.O.M = 2.25 yd	No Connector	SPMACL/NC	□□□□		□□	□□	□□	□□	□□	45.0#	\$ 1434	\$ 1548	\$ 1577	\$ 1614	\$ 1640	\$ 1687	\$ 1737	\$ 1794	\$ 1916	\$ 2035	\$ 2157	\$ 2400	\$ 222
		Left Chair Connector	SPMACLC/NC	□□□□		□□	□□	□□	□□	□□	45.0#	1434	1548	1577	1614	1640	1687	1737	1794	1916	2035	2157	2400	222
		Left Table Connector	SPMACLT/NC	□□□□		□□	□□	□□	□□	□□	45.0#	1434	1548	1577	1614	1640	1687	1737	1794	1916	2035	2157	2400	222
SMAMC																								
	One Seat Add-on Unit - Left Facing (Closed Arm) Contrast • 1 = Back and arms (Fabric Contrast 1) C.O.M. = 1.75 yd • 2 = Seat (Fabric Contrast 2) C.O.M. = 1 yd	No Connector	SPMACL/FC	□□□□	□□□□	□□	□□	□□	□□	□□	45.0#	\$ 1491	\$ 1607	\$ 1638	\$ 1671	\$ 1697	\$ 1744	\$ 1793	\$ 1853	\$ 1976	\$ 2095	\$ 2214	\$ 2456	\$ 222
		Left Chair Connector	SPMACLC/FC	□□□□	□□□□	□□	□□	□□	□□	□□	45.0#	1491	1607	1638	1671	1697	1744	1793	1853	1976	2095	2214	2456	222
		Left Table Connector	SPMACLT/FC	□□□□	□□□□	□□	□□	□□	□□	□□	45.0#	1491	1607	1638	1671	1697	1744	1793	1853	1976	2095	2214	2456	222
SMAMC																								
			A	B	C	D	E	F	G	H														

HOW TO ORDER

Indicate the following information on order form:

- Quantity of each item.
- Model number, including options. See “How To Build a Model Number”.
- Any special service required.

Note:

- The □ indicates that a choice is required.
- The absence of the □ indicates that no choice is required.
- Alpha-numeric characters in place of □ indicate that no other alternatives are available.

HOW TO BUILD A MODEL NUMBER

- A**Select basic model.
- B**Select non-contrast or fabric contrast 1. Refer to [ki.com/fabrics](https://www.ki.com/fabrics)
- C**Select fabric contrast 2. Refer to [ki.com/fabrics](https://www.ki.com/fabrics)
- D**Select base finish color. Refer to the **Product Color Options** page in this price list.
- E**Select armcaps.
- | | |
|--------------|----------------------------|
| WAC | - Wood armcaps (pair) |
| SAC | - Solid surface; add \$398 |
| PACBL | - Black poly; add \$43 |
| PACSA | - Sand poly; add \$43 |
| PACWG | - Warm Grey poly; add \$43 |
- Upcharge for one armcap.
Solid surface armcap color is always Corian™ white.

- F**Select wood finish color. Refer to the **Product Color Options** page in this price list.
Wood finish selection is for wood armcaps. For Kensington Maple add upcharge.
- G**Select nylon glide color.
- | | |
|-------------|-----------------------|
| NGFN | - Flannel (Dark Grey) |
| NGNT | - Natural (Cream) |
- H**Select moisture barrier.
- | | |
|------------|-----------------------|
| MB | - Moisture barrier |
| NMB | - No moisture barrier |
- See pricing column for moisture barrier upcharge.

KENSINGTON MAPLE UPCHARGE

Kensington Maple requires extended leadtimes.

Model

All variations of One Seat Add-on Models:

SOMACL	\$30
SOMACR	\$30
SPMACL	\$30
SPMACR	\$30

California TB133 Fire Safety Code

For California Technical Bulletin 133 compliant models, a Product Modification Request is required. Contact Customer Service for details.

Model

All variations of One Seat Add-on Models:

SOMACL	\$251
SOMACR	\$251
SPMACL	\$280
SPMACR	\$280

SPECIAL SERVICES

Special Carton Marking

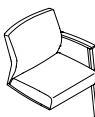
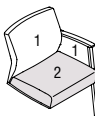
With specially marked information N/C

Shipping

Ships **assembled, FOB High Point, NC 27263, freight prepaid.** Freight class 175

Specifications and prices are subject to change without prior notice.



			MODEL NUMBER																							
			Basic Model	Non-Contrast or Fabric Contrast 1	Fabric Contrast 2	Base Finish	Arm Cap	Wood Finish	Glide Color	Moist. Barrier																
MODEL	Features										Approx. Packaged Weight	Grade C.O.M.	Grade C	Grade D	Grade E & C.O.L.	Grade F	Grade G	Grade H	Grade I	Grade J	Grade K	Grade L Leather	Grade M Leather	Moisture Barrier add to list price		
	One Seat Add-on Unit - Right Facing (Closed Arm) Non-Contrast • Non-contrast C.O.M = 2.25 yd	No Connector	SPMACR/NC	□□□□		□□	□□	□□	□□	□□	45.0#	\$ 1434	\$ 1548	\$ 1577	\$ 1614	\$ 1640	\$ 1687	\$ 1737	\$ 1794	\$ 1916	\$ 2035	\$ 2157	\$ 2400	\$ 222		
		Right Chair Connector	SPMACRC/NC	□□□□		□□	□□	□□	□□	□□	45.0#	1434	1548	1577	1614	1640	1687	1737	1794	1916	2035	2157	2400	222		
		Right Table Connector	SPMACRT/NC	□□□□		□□	□□	□□	□□	□□	45.0#	1434	1548	1577	1614	1640	1687	1737	1794	1916	2035	2157	2400	222		
SMAMC																										
	One Seat Add-on Unit - Right Facing (Closed Arm) Contrast • 1 = Back and arms (Fabric Contrast 1) C.O.M. = 1.75 yd • 2 = Seat (Fabric Contrast 2) C.O.M. = 1 yd	No Connector	SPMACR/FC	□□□□	□□□□	□□	□□	□□	□□	□□	45.0#	\$ 1491	\$ 1607	\$ 1638	\$ 1671	\$ 1697	\$ 1744	\$ 1793	\$ 1853	\$ 1976	\$ 2095	\$ 2214	\$ 2456	\$ 222		
		Right Chair Connector	SPMACRC/FC	□□□□	□□□□	□□	□□	□□	□□	□□	45.0#	1491	1607	1638	1671	1697	1744	1793	1853	1976	2095	2214	2456	222		
		Right Table Connector	SPMACRT/FC	□□□□	□□□□	□□	□□	□□	□□	□□	45.0#	1491	1607	1638	1671	1697	1744	1793	1853	1976	2095	2214	2456	222		
SMAMC																										
			A	B	C	D	E	F	G	H																

HOW TO ORDER

Indicate the following information on order form:

- Quantity of each item.
- Model number, including options. See “How To Build a Model Number”.
- Any special service required.

Note:

- The □ indicates that a choice is required.
- The absence of the □ indicates that no choice is required.
- Alpha-numeric characters in place of □ indicate that no other alternatives are available.

HOW TO BUILD A MODEL NUMBER

- A**Select basic model.
- B**Select non-contrast or fabric contrast 1. Refer to [ki.com/fabrics](#)
- C**Select fabric contrast 2. Refer to [ki.com/fabrics](#)
- D**Select base finish color. Refer to the **Product Color Options** page in this price list.
- E**Select armcaps.
- | | |
|--------------|----------------------------|
| WAC | - Wood armcaps (pair) |
| SAC | - Solid surface; add \$398 |
| PACBL | - Black poly; add \$43 |
| PACSA | - Sand poly; add \$43 |
| PACWG | - Warm Grey poly; add \$43 |
- Upcharge for one armcap.
Solid surface armcap color is always Corian™ white.

- F**Select wood finish color. Refer to the **Product Color Options** page in this price list.
Wood finish selection is for wood armcaps. For Kensington Maple add upcharge.
- G**Select nylon glide color.
- | | |
|-------------|-----------------------|
| NGFN | - Flannel (Dark Grey) |
| NGNT | - Natural (Cream) |
- H**Select moisture barrier.
- | | |
|------------|-----------------------|
| MB | - Moisture barrier |
| NMB | - No moisture barrier |
- See pricing column for moisture barrier upcharge.

California TB133 Fire Safety Code

For California Technical Bulletin 133 compliant models, a Product Modification Request is required. Contact Customer Service for details.

Model	
All variations of One Seat Add-on Models:	
SOMACL	\$251
SOMACR	\$251
SPMACL	\$280
SPMACR	\$280

KENSINGTON MAPLE UPCHARGE

Kensington Maple requires extended leadtimes.
Model
All variations of One Seat Add-on Models:

SOMACL	\$30
SOMACR	\$30
SPMACL	\$30
SPMACR	\$30

SPECIAL SERVICES

Special Carton Marking

With specially marked information N/C

Shipping
Ships **assembled, FOB High Point, NC 27263, freight prepaid.** Freight class 175

Specifications and prices are subject to change without prior notice.



			MODEL NUMBER																						
MODEL	Features	Basic Model	Non-Contrast or Fabric Contrast 1	Fabric Contrast 2	Base Finish	Arm Cap	Wood Finish	Glide Color	Moist. Barrier		Approx. Packaged Weight	Grade C.O.M.	Grade C	Grade D	Grade E & C.O.L.	Grade F	Grade G	Grade H	Grade I	Grade J	Grade K	Grade L Leather	Grade M Leather	Moisture Barrier add to list price	
	Two Seat Add-on Unit - Left Facing (Open Arm) Non-Contrast • Non-contrast C.O.M = 3 yd	No Connector	SOMACCL/NC	□□□□		□□	□□	□□	□□	□□	90.0#	\$ 2296	\$ 2448	\$ 2487	\$ 2537	\$ 2566	\$ 2633	\$ 2695	\$ 2776	\$ 2939	\$ 3099	\$ 3259	\$ 3580	\$ 235	
		Left Chair Connector	SOMACCLC/NC	□□□□		□□	□□	□□	□□	□□	□□	90.0#	2296	2448	2487	2537	2566	2633	2695	2776	2939	3099	3259	3580	235
		Left Table Connector	SOMACCLT/NC	□□□□		□□	□□	□□	□□	□□	□□	90.0#	2296	2448	2487	2537	2566	2633	2695	2776	2939	3099	3259	3580	235
SMAMC																									
	Two Seat Add-on Unit - Left Facing (Open Arm) Contrast • 1 = Back (Fabric Contrast 1) C.O.M. = 2 yd • 2 = Seat (Fabric Contrast 2) C.O.M. = 2 yd	No Connector	SOMACCL/FC	□□□□	□□□□	□□	□□	□□	□□	□□	90.0#	\$ 2399	\$ 2550	\$ 2590	\$ 2637	\$ 2669	\$ 2734	\$ 2798	\$ 2877	\$ 3040	\$ 3200	\$ 3360	\$ 3681	\$ 235	
		Left Chair Connector	SOMACCLC/FC	□□□□	□□□□	□□	□□	□□	□□	□□	□□	90.0#	2399	2550	2590	2637	2669	2734	2798	2877	3040	3200	3360	3681	235
		Left Table Connector	SOMACCLT/FC	□□□□	□□□□	□□	□□	□□	□□	□□	□□	90.0#	2399	2550	2590	2637	2669	2734	2798	2877	3040	3200	3360	3681	235
SMAMC																									
			A	B	C	D	E	F	G	H															

HOW TO ORDER

Indicate the following information on order form:

- Quantity of each item.
- Model number, including options. See “How To Build a Model Number”.
- Any special service required.

Note:

- The □ indicates that a choice is required.
- The absence of the □ indicates that no choice is required.
- Alpha-numeric characters in place of □ indicate that no other alternatives are available.

HOW TO BUILD A MODEL NUMBER

- A**Select basic model.
- B**Select non-contrast or fabric contrast 1. Refer to [ki.com/fabrics](#)
- C**Select fabric contrast 2. Refer to [ki.com/fabrics](#)
- D**Select base finish color. Refer to the **Product Color Options** page in this price list.
- E**Select armcaps.
- | | |
|--------------|----------------------------|
| WAC | - Wood armcaps (pair) |
| SAC | - Solid surface; add \$652 |
| PACBL | - Black poly; add \$86 |
| PACSA | - Sand poly; add \$86 |
| PACWG | - Warm Grey poly; add \$86 |
- Upcharge for two armcaps.
Solid surface armcap color is always Corian™ white.

- F**Select wood finish color. Refer to the **Product Color Options** page in this price list.
Wood finish selection is for wood armcaps. For Kensington Maple add upcharge.
- G**Select nylon glide color.
- | | |
|-------------|-----------------------|
| NGFN | - Flannel (Dark Grey) |
| NGNT | - Natural (Cream) |
- H**Select moisture barrier.
- | | |
|------------|-----------------------|
| MB | - Moisture barrier |
| NMB | - No moisture barrier |
- See pricing column for moisture barrier upcharge.

California TB133 Fire Safety Code

For California Technical Bulletin 133 compliant models, a Product Modification Request is required. Contact Customer Service for details.

Model	
All variations of Two Seat Add-on Models:	
SOMACCL	\$312
SOMACCR	\$312
SPMACCL	\$353
SPMACCR	\$353

KENSINGTON MAPLE UPCHARGE

Kensington Maple requires extended leadtimes.
Model
All variations of Two Seat Add-on Models:

SOMACCL	\$57
SOMACCR	\$57
SPMACCL	\$57
SPMACCR	\$57

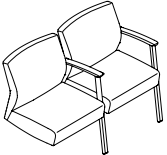
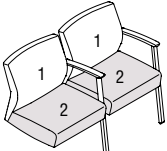
SPECIAL SERVICES

Special Carton Marking

With specially marked information N/C

Shipping
Ships **assembled, FOB High Point, NC 27263, freight prepaid.** Freight class 175

Specifications and prices are subject to change without prior notice.

		MODEL NUMBER																					
		Basic Model	Non-Contrast or Fabric Contrast 1	Fabric Contrast 2	Base Finish	Arm Cap	Wood Finish	Glide Color	Moist. Barrier	Approx. Packaged Weight	Grade C.O.M.	Grade C	Grade D	Grade E & C.O.L.	Grade F	Grade G	Grade H	Grade I	Grade J	Grade K	Grade L Leather	Grade M Leather	Moisture Barrier add to list price
	No Connector	SOMACCR/NC	□□□□		□□	□□	□□	□□	□□	90.0#	\$ 2296	\$ 2448	\$ 2487	\$ 2537	\$ 2566	\$ 2633	\$ 2695	\$ 2776	\$ 2939	\$ 3099	\$ 3259	\$ 3580	\$ 235
	Right Chair Connector	SOMACCRC/NC	□□□□		□□	□□	□□	□□	□□	90.0#	2296	2448	2487	2537	2566	2633	2695	2776	2939	3099	3259	3580	235
	Right Table Connector	SOMACCRT/NC	□□□□		□□	□□	□□	□□	□□	90.0#	2296	2448	2487	2537	2566	2633	2695	2776	2939	3099	3259	3580	235
SMAMC																							
Two Seat Add-on Unit - Right Facing (Open Arm) Non-Contrast																							
• Non-contrast C.O.M = 3 yd																							
	No Connector	SOMACCR/FC	□□□□	□□□□	□□	□□	□□	□□	□□	90.0#	\$ 2399	\$ 2550	\$ 2590	\$ 2637	\$ 2669	\$ 2734	\$ 2798	\$ 2877	\$ 3040	\$ 3200	\$ 3360	\$ 3681	\$ 235
	Right Chair Connector	SOMACCRC/FC	□□□□	□□□□	□□	□□	□□	□□	□□	90.0#	2399	2550	2590	2637	2669	2734	2798	2877	3040	3200	3360	3681	235
	Right Table Connector	SOMACCRT/FC	□□□□	□□□□	□□	□□	□□	□□	□□	90.0#	2399	2550	2590	2637	2669	2734	2798	2877	3040	3200	3360	3681	235
SMAMC																							
Two Seat Add-on Unit - Right Facing (Open Arm) Contrast																							
• 1 = Back (Fabric Contrast 1) C.O.M. = 2 yd																							
• 2 = Seat (Fabric Contrast 2) C.O.M. = 2 yd																							
		A	B	C	D	E	F	G	H														

Indicate the following information on order form:

1. Quantity of each item.
2. Model number, including options. See "How To Build a Model Number".
3. Any special service required.

- The absence of the ☐ indicates that no choice is required.
- Alpha-numeric characters in place of ☐ indicate that no other alternatives are available.

A Select basic model.

B Select non-contrast or fabric contrast 1.
Refer to ki.com/fabrics

D Select base finish color.
Refer to the **Product Color Options** page in this price list.

Upcharge for two armcaps.
Solid surface armcap color is always Corian™ white.

F Select wood finish color.

Refer to the **Product Color Options** page in this price list.
Wood finish selection is for wood armcaps.
For Kensington Maple add upcharge.

G Select nylon glide color.

NGFN	- Flannel (Dark Grey)
NGNT	- Natural (Cream)

H Select moisture barrier.

MB	- Moisture barrier
NMB	- No moisture barrier

See pricing column for moisture barrier upcharge.

For California Technical Bulletin 133 compliant models, a Product Modification Request is required. Contact Customer Service for details.

Model	
All variations of Two Seat Add-on Models:	
SOMACCL	\$312
SOMACCR	\$312
SPMACCL	\$353
SPMACCR	\$353

Kensington Maple requires extended leadtimes.
Model
All variations of Two Seat Add-on Models:


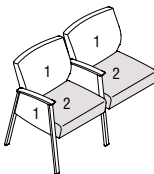
SOMACCL	\$57
SOMACCR	\$57
SPMACCL	\$57
SPMACCR	\$57

With specially marked information N/C

Ships assembled, FOB High Point, NC 27263, freight prepaid. Freight class 175

Specifications and prices are subject to change without prior notice.



		MODEL NUMBER																						
		Basic Model	Non-Contrast or Fabric Contrast 1	Fabric Contrast 2	Base Finish	Arm Cap	Wood Finish	Glide Color	Moist. Barrier															
MODEL	Features									Approx. Packaged Weight	Grade C.O.M.	Grade C	Grade D	Grade E & C.O.L.	Grade F	Grade G	Grade H	Grade I	Grade J	Grade K	Grade L Leather	Grade M Leather	Moisture Barrier add to list price	
	Two Seat Add-on Unit - Left Facing (Closed Arm) Non-Contrast • Non-contrast C.O.M = 4.25 yd	No Connector	SPMACCL/NC	□□□□		□□	□□	□□	□□	□□	95.0#	\$ 2538	\$ 2738	\$ 2793	\$ 2859	\$ 2900	\$ 2986	\$ 3073	\$ 3179	\$ 3394	\$ 3607	\$ 3820	\$ 4252	\$ 251
		Left Chair Connector	SPMACCLC/NC	□□□□		□□	□□	□□	□□	□□	95.0#	2538	2738	2793	2859	2900	2986	3073	3179	3394	3607	3820	4252	251
		Left Table Connector	SPMACCLT/NC	□□□□		□□	□□	□□	□□	□□	95.0#	2538	2738	2793	2859	2900	2986	3073	3179	3394	3607	3820	4252	251
SMAMC																								
	Two Seat Add-on Unit - Left Facing (Closed Arm) Contrast • 1 = Back and arms (Fabric Contrast 1) C.O.M. = 3.25 yd • 2 = Seat (Fabric Contrast 2) C.O.M. = 1.5 yd	No Connector	SPMACCL/FC	□□□□	□□□□	□□	□□	□□	□□	□□	95.0#	\$ 2639	\$ 2841	\$ 2896	\$ 2959	\$ 3002	\$ 3088	\$ 3175	\$ 3281	\$ 3495	\$ 3710	\$ 3923	\$ 4353	\$ 251
		Left Chair Connector	SPMACCLC/FC	□□□□	□□□□	□□	□□	□□	□□	□□	95.0#	2639	2841	2896	2959	3002	3088	3175	3281	3495	3710	3923	4353	251
		Left Table Connector	SPMACCLT/FC	□□□□	□□□□	□□	□□	□□	□□	□□	95.0#	2639	2841	2896	2959	3002	3088	3175	3281	3495	3710	3923	4353	251
SMAMC																								
			A	B	C	D	E	F	G	H														

HOW TO ORDER

Indicate the following information on order form:

- Quantity of each item.
- Model number, including options. See “How To Build a Model Number”.
- Any special service required.

Note:

- The □ indicates that a choice is required.
- The absence of the □ indicates that no choice is required.
- Alpha-numeric characters in place of □ indicate that no other alternatives are available.

HOW TO BUILD A MODEL NUMBER

- A**Select basic model.
- B**Select non-contrast or fabric contrast 1. Refer to [ki.com/fabrics](#)
- C**Select fabric contrast 2. Refer to [ki.com/fabrics](#)
- D**Select base finish color. Refer to the **Product Color Options** page in this price list.
- E**Select armcaps.
- | | |
|--------------|----------------------------|
| WAC | - Wood armcaps (pair) |
| SAC | - Solid surface; add \$652 |
| PACBL | - Black poly; add \$86 |
| PACSA | - Sand poly; add \$86 |
| PACWG | - Warm Grey poly; add \$86 |
- Upcharge for two armcaps.
Solid surface armcap color is always Corian™ white.

- F**Select wood finish color. Refer to the **Product Color Options** page in this price list.
Wood finish selection is for wood armcaps. For Kensington Maple add upcharge.
- G**Select nylon glide color.
- | | |
|-------------|-----------------------|
| NGFN | - Flannel (Dark Grey) |
| NGNT | - Natural (Cream) |
- H**Select moisture barrier.
- | | |
|------------|-----------------------|
| MB | - Moisture barrier |
| NMB | - No moisture barrier |
- See pricing column for moisture barrier upcharge.

California TB133 Fire Safety Code

For California Technical Bulletin 133 compliant models, a Product Modification Request is required. Contact Customer Service for details.

Model	
All variations of Two Seat Add-on Models:	
SOMACCL	\$312
SOMACCR	\$312
SPMACCL	\$353
SPMACCR	\$353

KENSINGTON MAPLE UPCHARGE

Kensington Maple requires extended leadtimes.
Model
All variations of Two Seat Add-on Models:

SOMACCL	\$57
SOMACCR	\$57
SPMACCL	\$57
SPMACCR	\$57

SPECIAL SERVICES


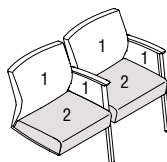
Special Carton Marking

With specially marked information N/C

Shipping
Ships **assembled, FOB High Point, NC 27263, freight prepaid.** Freight class 175

Specifications and prices are subject to change without prior notice.



		MODEL NUMBER																					
		Basic Model	Non-Contrast or Fabric Contrast 1	Fabric Contrast 2	Base Finish	Arm Cap	Wood Finish	Glide Color	Moist. Barrier	Approx. Packaged Weight	Grade C.O.M.	Grade C	Grade D	Grade E & C.O.L.	Grade F	Grade G	Grade H	Grade I	Grade J	Grade K	Grade L Leather	Grade M Leather	Moisture Barrier add to list price
 SMAMC Two Seat Add-on Unit - Right Facing (Closed Arm) Non-Contrast • Non-contrast C.O.M = 4.25 yd	No Connctor	SPMACCR/NC	□□□□		□□	□□	□□	□□	□□	95.0#	\$ 2538	\$ 2738	\$ 2793	\$ 2859	\$ 2900	\$ 2986	\$ 3073	\$ 3179	\$ 3394	\$ 3607	\$ 3820	\$ 4252	\$ 251
	Right Chair Connector	SPMACCRC/NC	□□□□		□□	□□	□□	□□	□□	95.0#	2538	2738	2793	2859	2900	2986	3073	3179	3394	3607	3820	4252	251
	Right Table Connctor	SPMACCRT/NC	□□□□		□□	□□	□□	□□	□□	95.0#	2538	2738	2793	2859	2900	2986	3073	3179	3394	3607	3820	4252	251
 SMAMC Two Seat Add-on Unit - Right Facing (Closed Arm) Contrast • 1 = Back and arms (Fabric Contrast 1) C.O.M. = 3.25 yd • 2 = Seat (Fabric Contrast 2) C.O.M. = 1.5 yd	No Connector	SPMACCR/FC	□□□□	□□□□	□□	□□	□□	□□	□□	95.0#	\$ 2639	\$ 2841	\$ 2896	\$ 2959	\$ 3002	\$ 3088	\$ 3175	\$ 3281	\$ 3495	\$ 3710	\$ 3923	\$ 4353	\$ 251
	Right Chair Connector	SPMACCRC/FC	□□□□	□□□□	□□	□□	□□	□□	□□	95.0#	2639	2841	2896	2959	3002	3088	3175	3281	3495	3710	3923	4353	251
	Right Table Connctor	SPMACCRT/FC	□□□□	□□□□	□□	□□	□□	□□	□□	95.0#	2639	2841	2896	2959	3002	3088	3175	3281	3495	3710	3923	4353	251
		A	B	C	D	E	F	G	H														

HOW TO ORDER

Indicate the following information on order form:

- Quantity of each item.
- Model number, including options. See “How To Build a Model Number”.
- Any special service required.

Note:

- The □ indicates that a choice is required.
- The absence of the □ indicates that no choice is required.
- Alpha-numeric characters in place of □ indicate that no other alternatives are available.

HOW TO BUILD A MODEL NUMBER

- A**Select basic model.
- B**Select non-contrast or fabric contrast 1. Refer to [ki.com/fabrics](#)
- C**Select fabric contrast 2. Refer to [ki.com/fabrics](#)
- D**Select base finish color. Refer to the **Product Color Options** page in this price list.
- E**Select armcaps.
- | | |
|--------------|----------------------------|
| WAC | - Wood armcaps (pair) |
| SAC | - Solid surface; add \$652 |
| PACBL | - Black poly; add \$86 |
| PACSA | - Sand poly; add \$86 |
| PACWG | - Warm Grey poly; add \$86 |
- Upcharge for two armcaps.
Solid surface armcap color is always Corian™ white.

- F**Select wood finish color. Refer to the **Product Color Options** page in this price list.
Wood finish selection is for wood armcaps. For Kensington Maple add upcharge.
- G**Select nylon glide color.
- | | |
|-------------|-----------------------|
| NGFN | - Flannel (Dark Grey) |
| NGNT | - Natural (Cream) |
- H**Select moisture barrier.
- | | |
|------------|-----------------------|
| MB | - Moisture barrier |
| NMB | - No moisture barrier |
- See pricing column for moisture barrier upcharge.

California TB133 Fire Safety Code

For California Technical Bulletin 133 compliant models, a Product Modification Request is required. Contact Customer Service for details.

Model	
All variations of Two Seat Add-on Models:	
SOMACCL	\$312
SOMACCR	\$312
SPMACCL	\$353
SPMACCR	\$353

KENSINGTON MAPLE UPCHARGE

Kensington Maple requires extended leadtimes.
Model
All variations of Two Seat Add-on Models:

SOMACCL	\$57
SOMACCR	\$57
SPMACCL	\$57
SPMACCR	\$57

SPECIAL SERVICES

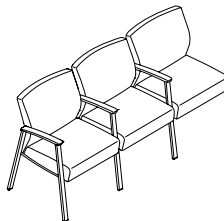
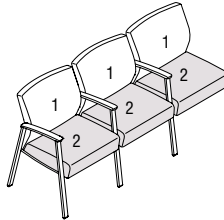
Special Carton Marking

With specially marked information N/C

Shipping
Ships **assembled, FOB High Point, NC 27263, freight prepaid.** Freight class 175

Specifications and prices are subject to change without prior notice.



		MODEL NUMBER																					
		Basic Model	Non-Contrast or Fabric Contrast 1	Fabric Contrast 2	Base Finish	Arm Cap	Wood Finish	Glide Color	Moist. Barrier														
Features										Approx. Packaged Weight	Grade C.O.M.	Grade C	Grade D	Grade E & C.O.L.	Grade F	Grade G	Grade H	Grade I	Grade J	Grade K	Grade L Leather	Grade M Leather	Moisture Barrier add to list price
 SMAMC Three Seat Add-on Unit - Left Facing (Open Arm) Non-Contrast • Non-contrast C.O.M = 4.5 yd	No Connector	SOMACCCL/NC	□□□□		□□	□□	□□	□□	□□	120.0#	\$ 3304	\$ 3532	\$ 3592	\$ 3664	\$ 3713	\$ 3809	\$ 3907	\$ 4025	\$ 4267	\$ 4510	\$ 4749	\$ 5234	\$ 258
	Left Chair Connector	SOMACCCLC/NC	□□□□		□□	□□	□□	□□	□□	120.0#	3304	3532	3592	3664	3713	3809	3907	4025	4267	4510	4749	5234	258
	Left Table Connector	SOMACCCLT/NC	□□□□		□□	□□	□□	□□	□□	120.0#	3304	3532	3592	3664	3713	3809	3907	4025	4267	4510	4749	5234	258
 SMAMC Three Seat Add-on Unit - Left Facing (Open Arm) Contrast • 1 = Back (Fabric Contrast 1) C.O.M. = 3 yd • 2 = Seat (Fabric Contrast 2) C.O.M. = 2.25 yd	No Connector	SOMACCCL/FC	□□□□	□□□□	□□	□□	□□	□□	□□	120.0#	\$ 3447	\$ 3677	\$ 3736	\$ 3809	\$ 3857	\$ 3954	\$ 4049	\$ 4170	\$ 4412	\$ 4653	\$ 4893	\$ 5376	\$ 258
	Left Chair Connector	SOMACCCLC/FC	□□□□	□□□□	□□	□□	□□	□□	□□	120.0#	3447	3677	3736	3809	3857	3954	4049	4170	4412	4653	4893	5376	258
	Left Table Connector	SOMACCCLT/FC	□□□□	□□□□	□□	□□	□□	□□	□□	120.0#	3447	3677	3736	3809	3857	3954	4049	4170	4412	4653	4893	5376	258

A

B

C

D

E

F

G

H

HOW TO ORDER

Indicate the following information on order form:

- Quantity of each item.
- Model number, including options. See “How To Build a Model Number”.
- Any special service required.

Note:

- The □ indicates that a choice is required.
- The absence of the □ indicates that no choice is required.
- Alpha-numeric characters in place of □ indicate that no other alternatives are available.

HOW TO BUILD A MODEL NUMBER

- A

Select basic model.
- B

Select non-contrast or fabric contrast 1. Refer to [ki.com/fabrics](#)
- C

Select fabric contrast 2. Refer to [ki.com/fabrics](#)
- D

Select base finish color. Refer to the **Product Color Options** page in this price list.
- E

Select armcaps.

WAC

- Wood armcaps (pair)

SAC

- Solid surface; add \$941

PACBL

- Black poly; add \$130

PACSA

- Sand poly; add \$130

PACWG

- Warm Grey poly; add \$130

Upcharge for three armcaps. Solid surface armcap color is always Corian™ white.

- F

Select wood finish color. Refer to the **Product Color Options** page in this price list. Wood finish selection is for wood armcaps. For Kensington Maple add upcharge.
- G

Select nylon glide color.

NGFN

- Flannel (Dark Grey)

NGNT

- Natural (Cream)
- H

Select moisture barrier.

MB

- Moisture barrier

NMB

- No moisture barrier

See pricing column for moisture barrier upcharge.

California TB133 Fire Safety Code
For California Technical Bulletin 133 compliant models, a Product Modification Request is required. Contact Customer Service for details.

Model	
All variations of Three Seat Add-on Models:	
SOMACCCL	\$372
SOMACCCR	\$372
SPMACCCL	\$422
SPMACCCR	\$422

KENSINGTON MAPLE UPCHARGE

Kensington Maple requires extended leadtimes.
Model
All variations of Three Seat Add-on Models:
SOMACCCL \$86
SOMACCCR \$86
SPMACCCL \$86
SPMACCCR \$86

SPECIAL SERVICES


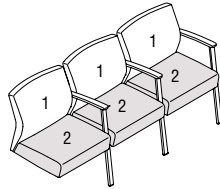
Special Carton Marking

With specially marked information N/C

Shipping
Ships **assembled, FOB High Point, NC 27263, freight prepaid.** Freight class 175

Specifications and prices are subject to change without prior notice.



		MODEL NUMBER																						
		Basic Model	Non-Contrast or Fabric Contrast 1	Fabric Contrast 2	Base Finish	Arm Cap	Wood Finish	Glide Color	Moist. Barrier															
Features										Approx. Packaged Weight	Grade C.O.M.	Grade C	Grade D	Grade E & C.O.L.	Grade F	Grade G	Grade H	Grade I	Grade J	Grade K	Grade L Leather	Grade M Leather	Moisture Barrier add to list price	
 SMAMC Three Seat Add-on Unit - Right Facing (Open Arm) Non-Contrast • Non-contrast C.O.M = 4.5 yd	No Connector	SOMACCCR/NC	□□□□		□□	□□	□□	□□	□□	120.0#	\$ 3304	\$ 3532	\$ 3592	\$ 3664	\$ 3713	\$ 3809	\$ 3907	\$ 4025	\$ 4267	\$ 4510	\$ 4749	\$ 5234	\$ 258	
	Right Chair Connector	SOMACCCRC/NC	□□□□		□□	□□	□□	□□	□□	120.0#	3304	3532	3592	3664	3713	3809	3907	4025	4267	4510	4749	5234	258	
	Right Table Connector	SOMACCCRT/NC	□□□□		□□	□□	□□	□□	□□	120.0#	3304	3532	3592	3664	3713	3809	3907	4025	4267	4510	4749	5234	258	
 SMAMC Three Seat Add-on Unit - Right Facing (Open Arm) Contrast • 1 = Back (Fabric Contrast 1) C.O.M. = 3 yd • 2 = Seat (Fabric Contrast 2) C.O.M. = 2.25 yd	No Connector	SOMACCCR/FC	□□□□	□□□□	□□	□□	□□	□□	□□	120.0#	\$ 3447	\$ 3677	\$ 3736	\$ 3809	\$ 3857	\$ 3954	\$ 4049	\$ 4170	\$ 4412	\$ 4653	\$ 4893	\$ 5376	\$ 258	
	Right Chair Connector	SOMACCCRC/FC	□□□□	□□□□	□□	□□	□□	□□	□□	120.0#	3447	3677	3736	3809	3857	3954	4049	4170	4412	4653	4893	5376	258	
	Right Table Connector	SOMACCCRT/FC	□□□□	□□□□	□□	□□	□□	□□	□□	120.0#	3447	3677	3736	3809	3857	3954	4049	4170	4412	4653	4893	5376	258	
		A	B	C	D	E	F	G	H															

HOW TO ORDER

Indicate the following information on order form:

- Quantity of each item.
- Model number, including options. See “How To Build a Model Number”.
- Any special service required.

Note:

- The □ indicates that a choice is required.
- The absence of the □ indicates that no choice is required.
- Alpha-numeric characters in place of □ indicate that no other alternatives are available.

HOW TO BUILD A MODEL NUMBER

- A**Select basic model.
- B**Select non-contrast or fabric contrast 1. Refer to [ki.com/fabrics](#)
- C**Select fabric contrast 2. Refer to [ki.com/fabrics](#)
- D**Select base finish color. Refer to the **Product Color Options** page in this price list.
- E**Select armcaps.
- | | |
|--------------|-----------------------------|
| WAC | - Wood armcaps (pair) |
| SAC | - Solid surface; add \$941 |
| PACBL | - Black poly; add \$130 |
| PACSA | - Sand poly; add \$130 |
| PACWG | - Warm Grey poly; add \$130 |
- Upcharge for three armcaps.
Solid surface armcap color is always Corian™ white.

- F**Select wood finish color. Refer to the **Product Color Options** page in this price list.
Wood finish selection is for wood armcaps. For Kensington Maple add upcharge.
- G**Select nylon glide color.
- | | |
|-------------|-----------------------|
| NGFN | - Flannel (Dark Grey) |
| NGNT | - Natural (Cream) |
- H**Select moisture barrier.
- | | |
|------------|-----------------------|
| MB | - Moisture barrier |
| NMB | - No moisture barrier |
- See pricing column for moisture barrier upcharge.

California TB133 Fire Safety Code

For California Technical Bulletin 133 compliant models, a Product Modification Request is required. Contact Customer Service for details.

Model	
All variations of Three Seat Add-on Models:	
SOMACCCL	\$372
SOMACCCR	\$372
SPMACCCL	\$422
SPMACCCR	\$422

KENSINGTON MAPLE UPCHARGE

Kensington Maple requires extended leadtimes.
Model
All variations of Three Seat Add-on Models:

SOMACCCL	\$86
SOMACCCR	\$86
SPMACCCL	\$86
SPMACCCR	\$86

SPECIAL SERVICES



Special Carton Marking

With specially marked information N/C

Shipping
Ships **assembled, FOB High Point, NC 27263, freight prepaid.** Freight class 175

Specifications and prices are subject to change without prior notice.



		MODEL NUMBER																							
		Basic Model	Non-Contrast or Fabric Contrast 1	Fabric Contrast 2	Base Finish	Arm Cap	Wood Finish	Glide Color	Moist. Barrier																
Features										Approx. Packaged Weight	Grade C.O.M.	Grade C	Grade D	Grade E & C.O.L.	Grade F	Grade G	Grade H	Grade I	Grade J	Grade K	Grade L Leather	Grade M Leather	Moisture Barrier add to list price		
 SMAMC Three Seat Add-on Unit-Left Facing (Closed Arm) Non-Contrast • Non-contrast C.O.M = 6.25 yd	No Connector	SPMACCCL/NC	□□□□		□□	□□	□□	□□	□□	125.0#	\$ 3647	\$ 3940	\$ 4017	\$ 4111	\$ 4171	\$ 4296	\$ 4418	\$ 4571	\$ 4879	\$ 5188	\$ 5496	\$ 6112	\$ 277		
	Left Chair Connector	SPMACCCLC/NC	□□□□		□□	□□	□□	□□	□□	125.0#	3647	3940	4017	4111	4171	4296	4418	4571	4879	5188	5496	6112	277		
	Left Table Connector	SPMACCCLT/NC	□□□□		□□	□□	□□	□□	□□	125.0#	3647	3940	4017	4111	4171	4296	4418	4571	4879	5188	5496	6112	277		
 SMAMC Three Seat Add-on Unit-Left Facing (Closed Arm) Contrast • 1 = Back and arms (Fabric Contrast 1) C.O.M. = 4.75 yd • 2 = Seat (Fabric Contrast 2) C.O.M. = 2.25 yd	No Connector	SPMACCCL/FC	□□□□	□□□□	□□	□□	□□	□□	□□	125.0#	\$ 3794	\$ 4086	\$ 4163	\$ 4254	\$ 4316	\$ 4438	\$ 4562	\$ 4716	\$ 5025	\$ 5332	\$ 5638	\$ 6256	\$ 277		
	Left Chair Connector	SPMACCCLC/FC	□□□□	□□□□	□□	□□	□□	□□	□□	125.0#	3794	4086	4163	4254	4316	4438	4562	4716	5025	5332	5638	6256	277		
	Left Table Connector	SPMACCCLT/FC	□□□□	□□□□	□□	□□	□□	□□	□□	125.0#	3794	4086	4163	4254	4316	4438	4562	4716	5025	5332	5638	6256	277		

A

B

C

D

E

F

G

H

HOW TO ORDER

Indicate the following information on order form:

- Quantity of each item.
- Model number, including options. See “How To Build a Model Number”.
- Any special service required.

Note:

- The □ indicates that a choice is required.
- The absence of the □ indicates that no choice is required.
- Alpha-numeric characters in place of □ indicate that no other alternatives are available.

HOW TO BUILD A MODEL NUMBER

- A

Select basic model.
- B

Select non-contrast or fabric contrast 1. Refer to [ki.com/fabrics](#)
- C

Select fabric contrast 2. Refer to [ki.com/fabrics](#)
- D

Select base finish color. Refer to the **Product Color Options** page in this price list.
- E

Select armcaps.

WAC

- Wood armcaps (pair)

SAC

- Solid surface; add \$941

PACBL

- Black poly; add \$130

PACSA

- Sand poly; add \$130

PACWG

- Warm Grey poly; add \$130

Upcharge for three armcaps. Solid surface armcap color is always Corian™ white.

- F

Select wood finish color. Refer to the **Product Color Options** page in this price list. Wood finish selection is for wood armcaps. For Kensington Maple add upcharge.

- G

Select nylon glide color.

NGFN

- Flannel (Dark Grey)

NGNT

- Natural (Cream)

- H

Select moisture barrier.

MB

- Moisture barrier

NMB

- No moisture barrier

See pricing column for moisture barrier upcharge.

California TB133 Fire Safety Code
For California Technical Bulletin 133 compliant models, a Product Modification Request is required. Contact Customer Service for details.

Model	
All variations of Three Seat Add-on Models:	
SOMACCCL	\$372
SOMACCCR	\$372
SPMACCCL	\$422
SPMACCCR	\$422

KENSINGTON MAPLE UPCHARGE

Kensington Maple requires extended leadtimes.
Model
All variations of Three Seat Add-on Models:
SOMACCCL \$86
SOMACCCR \$86
SPMACCCL \$86
SPMACCCR \$86

SPECIAL SERVICES

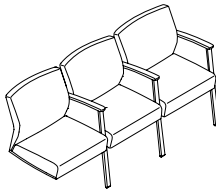
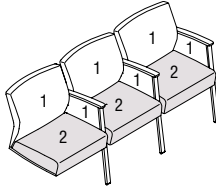
Special Carton Marking

With specially marked information N/C

Shipping
Ships **assembled, FOB High Point, NC 27263, freight prepaid.** Freight class 175

Specifications and prices are subject to change without prior notice.



		MODEL NUMBER																					
		Basic Model	Non-Contrast or Fabric Contrast 1	Fabric Contrast 2	Base Finish	Arm Cap	Wood Finish	Glide Color	Moist. Barrier	Approx. Packaged Weight	Grade C.O.M.	Grade C	Grade D	Grade E & C.O.L.	Grade F	Grade G	Grade H	Grade I	Grade J	Grade K	Grade L Leather	Grade M Leather	Moisture Barrier add to list price
 SMAMC Three Seat Add-on Unit-Right Facing (Closed Arm) Non-Contrast • Non-contrast C.O.M = 6.25 yd	No Connector	SPMACCCR/NC	<input type="checkbox"/> <input type="checkbox"/> <input type="checkbox"/> <input type="checkbox"/>		<input type="checkbox"/> <input type="checkbox"/>	<input type="checkbox"/> <input type="checkbox"/>	<input type="checkbox"/> <input type="checkbox"/>	<input type="checkbox"/> <input type="checkbox"/>	<input type="checkbox"/> <input type="checkbox"/>	125.0#	\$ 3647	\$ 3940	\$ 4017	\$ 4111	\$ 4171	\$ 4296	\$ 4418	\$ 4571	\$ 4879	\$ 5188	\$ 5496	\$ 6112	\$ 277
	Right Chair Connector	SPMACCCRC/NC	<input type="checkbox"/> <input type="checkbox"/> <input type="checkbox"/> <input type="checkbox"/>		<input type="checkbox"/> <input type="checkbox"/>	<input type="checkbox"/> <input type="checkbox"/>	<input type="checkbox"/> <input type="checkbox"/>	<input type="checkbox"/> <input type="checkbox"/>	<input type="checkbox"/> <input type="checkbox"/>	125.0#	3647	3940	4017	4111	4171	4296	4418	4571	4879	5188	5496	6112	277
	Right Table Connector	SPMACCCRT/NC	<input type="checkbox"/> <input type="checkbox"/> <input type="checkbox"/> <input type="checkbox"/>		<input type="checkbox"/> <input type="checkbox"/>	<input type="checkbox"/> <input type="checkbox"/>	<input type="checkbox"/> <input type="checkbox"/>	<input type="checkbox"/> <input type="checkbox"/>	<input type="checkbox"/> <input type="checkbox"/>	125.0#	3647	3940	4017	4111	4171	4296	4418	4571	4879	5188	5496	6112	277
 SMAMC Three Seat Add-on Unit-Right Facing (Closed Arm) Contrast • 1 = Back and arms (Fabric Contrast 1) C.O.M. = 4.75 yd • 2 = Seat (Fabric Contrast 2) C.O.M. = 2.25 yd	No Connector	SPMACCCR/FC	<input type="checkbox"/> <input type="checkbox"/> <input type="checkbox"/> <input type="checkbox"/>	<input type="checkbox"/> <input type="checkbox"/> <input type="checkbox"/> <input type="checkbox"/>	<input type="checkbox"/> <input type="checkbox"/>	<input type="checkbox"/> <input type="checkbox"/>	<input type="checkbox"/> <input type="checkbox"/>	<input type="checkbox"/> <input type="checkbox"/>	<input type="checkbox"/> <input type="checkbox"/>	125.0#	\$ 3794	\$ 4086	\$ 4163	\$ 4254	\$ 4316	\$ 4438	\$ 4562	\$ 4716	\$ 5025	\$ 5332	\$ 5638	\$ 6256	\$ 277
	Right Chair Connector	SPMACCCRC/FC	<input type="checkbox"/> <input type="checkbox"/> <input type="checkbox"/> <input type="checkbox"/>	<input type="checkbox"/> <input type="checkbox"/> <input type="checkbox"/> <input type="checkbox"/>	<input type="checkbox"/> <input type="checkbox"/>	<input type="checkbox"/> <input type="checkbox"/>	<input type="checkbox"/> <input type="checkbox"/>	<input type="checkbox"/> <input type="checkbox"/>	<input type="checkbox"/> <input type="checkbox"/>	125.0#	3794	4086	4163	4254	4316	4438	4562	4716	5025	5332	5638	6256	277
	Right Table Connector	SPMACCCRT/FC	<input type="checkbox"/> <input type="checkbox"/> <input type="checkbox"/> <input type="checkbox"/>	<input type="checkbox"/> <input type="checkbox"/> <input type="checkbox"/> <input type="checkbox"/>	<input type="checkbox"/> <input type="checkbox"/>	<input type="checkbox"/> <input type="checkbox"/>	<input type="checkbox"/> <input type="checkbox"/>	<input type="checkbox"/> <input type="checkbox"/>	<input type="checkbox"/> <input type="checkbox"/>	125.0#	3794	4086	4163	4254	4316	4438	4562	4716	5025	5332	5638	6256	277

A

B

C

D

E

F

G

H

HOW TO ORDER

Indicate the following information on order form:

- Quantity of each item.
- Model number, including options. See “How To Build a Model Number”.
- Any special service required.

Note:

- The ☐ indicates that a choice is required.
- The absence of the ☐ indicates that no choice is required.
- Alpha-numeric characters in place of ☐ indicate that no other alternatives are available.

HOW TO BUILD A MODEL NUMBER

- A**Select basic model.
- B**Select non-contrast or fabric contrast 1. Refer to [ki.com/fabrics](#)
- C**Select fabric contrast 2. Refer to [ki.com/fabrics](#)
- D**Select base finish color. Refer to the **Product Color Options** page in this price list.
- E**Select armcaps.
- | | |
|--------------|-----------------------------|
| WAC | - Wood armcaps (pair) |
| SAC | - Solid surface; add \$941 |
| PACBL | - Black poly; add \$130 |
| PACSA | - Sand poly; add \$130 |
| PACWG | - Warm Grey poly; add \$130 |
- Upcharge for three armcaps.
Solid surface armcap color is always Corian™ white.

- F**Select wood finish color. Refer to the **Product Color Options** page in this price list.
Wood finish selection is for wood armcaps. For Kensington Maple add upcharge.
- G**Select nylon glide color.
- | | |
|-------------|-----------------------|
| NGFN | - Flannel (Dark Grey) |
| NGNT | - Natural (Cream) |
- H**Select moisture barrier.
- | | |
|------------|-----------------------|
| MB | - Moisture barrier |
| NMB | - No moisture barrier |
- See pricing column for moisture barrier upcharge.

California TB133 Fire Safety Code

For California Technical Bulletin 133 compliant models, a Product Modification Request is required. Contact Customer Service for details.

Model	
All variations of Three Seat Add-on Models:	
SOMACCCL	\$372
SOMACCCR	\$372
SPMACCCL	\$422
SPMACCCR	\$422

KENSINGTON MAPLE UPCHARGE

Kensington Maple requires extended leadtimes.

Model

All variations of Three Seat Add-on Models:

SOMACCCL	\$86
SOMACCCR	\$86
SPMACCCL	\$86
SPMACCCR	\$86

SPECIAL SERVICES

Special Carton Marking

With specially marked information N/C

Shipping
Ships **assembled, FOB High Point, NC 27263, freight prepaid.** Freight class 175

Specifications and prices are subject to change without prior notice.



	Open Arm Lounge (SLOM23)	Open Arm Loveseat (SLOM33)	Open Arm Sofa (SLOM43)	Closed Arm Lounge (SLPM23)	Closed Arm Loveseat (SLPM33)	Closed Arm Sofa (SLPM43)
--	--------------------------	----------------------------	------------------------	----------------------------	------------------------------	--------------------------

General Dimensions						
Seat width	22"	44"	66"	22"	44"	66"
Seat depth	19"	19"	19"	19"	19"	19"
Seat height	19"	19"	19"	19"	19"	19"
Arm width	2-1/4"	2-1/4"	2-1/4"	2-1/4"	2-1/4"	2-1/4"
Arm height	27"	27"	27"	27"	27"	27"
Overall Dimensions						
Width	26-1/2"	48-1/2"	70-1/2"	26-1/2"	48-1/2"	70-1/2"
Depth	29"	29"	29"	29"	29"	29"
Height	33-1/2"	33-1/2"	33-1/2"	33-1/2"	33-1/2"	33-1/2"



Ottoman (SM20)

General Dimensions	
Seat width	
Seat depth	
Seat height	
Arm width	
Arm height	
Overall Dimensions	
Width	22-1/2"
Depth	22"
Height	18"

UPHOLSTERY INFORMATION

C. O. M. Fabric
For C.O.M. fabric sent to KI-High Point on multiple rolls, add an additional yard of fabric per roll to the yardage requirements. Multiple rolls have shorter pieces of fabric on them and do not allow nesting and stacking of the fabric to achieve the best yeild as is done with one large roll. This results in yardage shortages and requests for ad-ditional fabric from the client, which can delay an order. For each roll that is sent, one yard needs to be added to one of the rolls, not separately.

Fabric Disclaimer
Fabric will be applied as swatched by the fabric manufacturer. Fabric that is required to be applied differently than is swatched will need a Product Modification Request written specifying the direction the fabric is to be applied.

FINISH INFORMATION

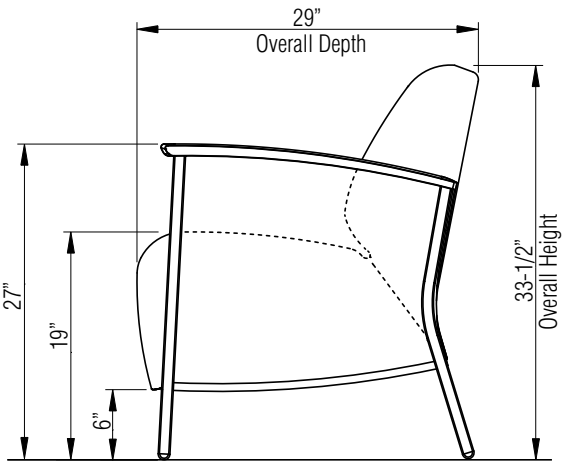
Color Match
KI offers the additional option of color matching paint, polypropylene, or wood stain through Product Modification Requests. Contact Customer Service for details.

INFORMATION

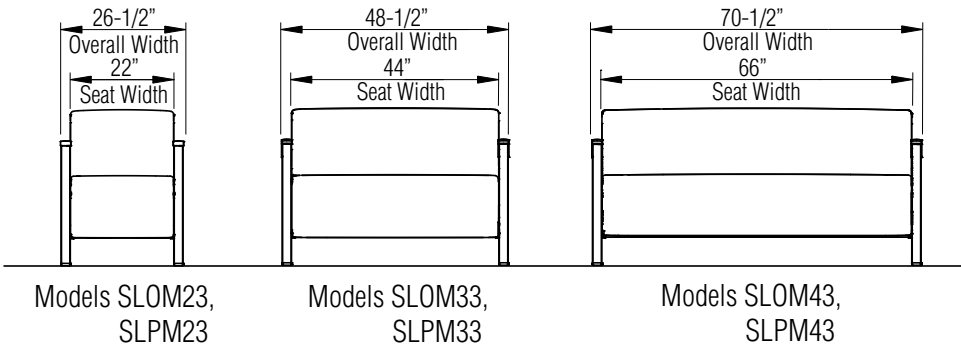
Warranty
Refer to KI Terms & Conditions document or visit ki.com



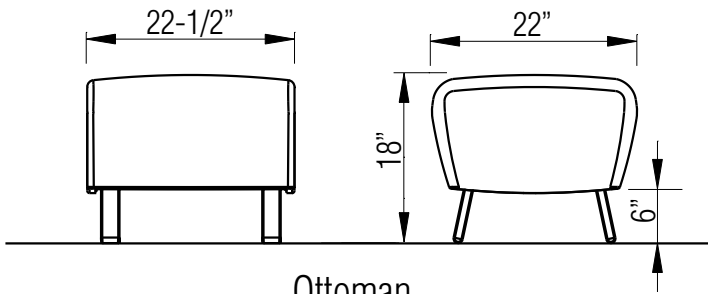
Lounge Seating (Open Arm/ Closed Arm)



Lounge Seating - All Models



Lounge Seating - Ottoman



Ottoman
Model SM20



Base Finish

Black	BL
Blue Grey	GR
Bronze Metallic	ZM
Cayenne	CY
Champagne Metallic	CM
Cool Grey	CG
Cottonwood	CO
Earthen Clay	EY
Espresso Metallic	EX
Everglade Shade	EV
Flannel	FN
Glitz Metallic	GZ
Hazy Jade	HJ
Honey Bee	HY
Light Tone	LG
Mardi Gras	MG
Misty Brown	MY
Nemo	NE
Nordic	ND
Poppy Red	PR
Purple Haze	PH
Rubber Ducky	RK
Sand	SA
Sky Blue	SK
Starlight Silver Metallic	SX
Surf's Up	SP
Twilight Shadow	TI
Ultra Blue	UB
Warm Grey	WG
Zesty Lime	ZL

Wood Armcap Finish

Cherry Storm on Beech	BCX
Cinnamon on Beech	BCN
Cocoa on Beech	BCA
Eclipse Black on Beech	BEB
Florence Walnut on Beech	BFC
Kensington Maple on Maple	MMA
Monticello Maple on Beech	BMT
Natural on Beech	BNA
River Cherry on Beech	BRY

Kensington Maple requires an upcharge.

Glide Color

Flannel (Dark Grey)	NGFN
Natural (Cream)	NGNT

Finish Cards

View color swatches for items listed within this document.

Paints

Wood/Veneer

Molded Edges

Hard Plastics

Plastics/Poly

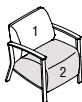
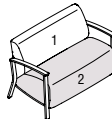
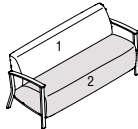
Laminates

Edge Styles

Glass

Certain options referenced may not be available on GSA Schedule.



			MODEL NUMBER																						
			Basic Model	Non-Contrast or Fabric Contrast 1	Fabric Contrast 2	Base Finish	Arm Cap	Wood Finish	Glide Color	Moisture Barrier															
MODEL		Features									Approx. Packaged Weight	Grade C.O.M.	Grade C	Grade D	Grade E & C.O.L.	Grade F	Grade G	Grade H	Grade I	Grade J	Grade K	Grade L Leather	Grade M Leather	Moisture Barrier add to list price	
 SMLS	Lounge Chair (Open Arm) <ul style="list-style-type: none">• Non-contrast C.O.M = 3 yd• 1 = Back (Fabric Contrast 1) C.O.M. = 1.75 yd• 2 = Seat (Fabric Contrast 2) C.O.M. = 1.5 yd• W=26-1/2" D=29" H=33-1/2"	Non-contrast	SLOM23/NC	□□□□		□□	□□	□□□	□□	□□□	65.0#	\$ 2352	\$ 2483	\$ 2516	\$ 2557	\$ 2583	\$ 2638	\$ 2693	\$ 2763	\$ 2898	\$ 3035	\$ 3171	\$ 3446	\$ 250	
		Contrast	SLOM23/FC	□□□□	□□□□	□□	□□	□□□	□□	□□□	65.0#	2432	2563	2597	2637	2663	2718	2772	2842	2979	3114	3250	3525	250	
 SMLS	Loveseat (Open Arm) <ul style="list-style-type: none">• Non-contrast C.O.M = 4.5 yd• 1 = Back (Fabric Contrast 1) C.O.M. = 3 yd• 2 = Seat (Fabric Contrast 2) C.O.M. = 2.5 yd• W=48-1/2" D=29" H=33-1/2"	Non-contrast	SLOM33/NC	□□□□		□□	□□	□□□	□□	□□□	110.0#	\$ 3103	\$ 3337	\$ 3397	\$ 3470	\$ 3521	\$ 3620	\$ 3716	\$ 3840	\$ 4087	\$ 4332	\$ 4578	\$ 5067	\$ 294	
		Contrast	SLOM33/FC	□□□□	□□□□	□□	□□	□□□	□□	□□□	110.0#	3221	3454	3517	3591	3639	3738	3837	3960	4207	4451	4696	5188	294	
 SMLS	Sofa (Open Arm) <ul style="list-style-type: none">• Non-contrast C.O.M = 6 yd• 1 = Back (Fabric Contrast 1) C.O.M. = 3.5 yd• 2 = Seat (Fabric Contrast 2) C.O.M. = 3 yd• W=70-1/2" D=29" H=33-1/2"	Non-contrast	SLOM43/NC	□□□□		□□	□□	□□□	□□	□□□	135.0#	\$ 3814	\$ 4128	\$ 4209	\$ 4307	\$ 4374	\$ 4503	\$ 4635	\$ 4799	\$ 5125	\$ 5454	\$ 5782	\$ 6438	\$ 320	
		Contrast	SLOM43/FC	□□□□	□□□□	□□	□□	□□□	□□	□□□	135.0#	3965	4278	4358	4459	4522	4653	4786	4949	5276	5605	5934	6586	320	
			A	B	C	D	E	F	G	H															

HOW TO ORDER

Indicate the following information on order form:

1. Quantity of each item.
2. Model number, including options. See “How To Build a Model Number”.
3. Any special service required.

Note:

- The □ indicates that a choice is required.
- The absence of the □ indicates that no choice is required.
- Alpha-numeric characters in place of □ indicate that no other alternatives are available.

HOW TO BUILD A MODEL NUMBER

- A**Select basic model.
- B**Select non-contrast or fabric contrast 1. Refer to [ki.com/fabrics](#)
- C**Select fabric contrast 2. Refer to [ki.com/fabrics](#)
- D**Select base finish color. Refer to the **Product Color Options** page in this price list.
- E**Select armcap option.

WAC

- Wood armcaps (pair)

SAC

- Solid surface; add \$774

PACBL

- Black poly; add \$127

PACSA

- Sand poly; add \$127

PACWG

- Warm Grey poly; add \$127

Solid surface armcap color is always Corian™ white.
- F**Select wood finish color. Refer to the **Product Color Options** page in this

price list.
For Kensington Maple add upcharge.

- G**Select nylon glide color.

NGFN

- Flannel (Dark Grey)

NGNT

- Natural (Cream)
- H**Select moisture barrier.

MB

- Moisture barrier

NMB

- No moisture barrier

See pricing column for moisture barrier upcharge.

California TB133 Fire Safety Code

For California Technical Bulletin 133 compliant models, a Product Modification Request is required. Contact Customer Service for details.

Model	
SLOM23	\$319
SLPM23	\$368
SLOM33	\$426
SLPM33	\$472
SLOM43	\$496
SLPM43	\$554
SM20	\$264

KENSINGTON MAPLE UPCHARGE

Kensington Maple requires extended leadtimes.

Model	
SLOM23	\$74
SLOM33	\$74
SLOM43	\$74
SLPM23	\$74
SLPM33	\$74
SLPM43	\$74

SPECIAL SERVICES

Special Carton Marking

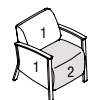
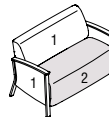
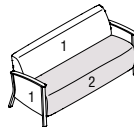
With specially marked information N/C

Shipping

Ships **assembled, FOB High Point, NC 27263, freight prepaid.** Freight class 175

Specifications and prices are subject to change without prior notice.



			MODEL NUMBER																						
			Basic Model	Non-Contrast or Fabric Contrast 1	Fabric Contrast 2	Base Finish	Arm Cap	Wood Finish	Glide Color	Moisture Barrier															
MODEL			Features								Approx. Packaged Weight	Grade C.O.M.	Grade C	Grade D	Grade E & C.O.L.	Grade F	Grade G	Grade H	Grade I	Grade J	Grade K	Grade L Leather	Grade M Leather	Moisture Barrier add to list price	
 SMLS	Lounge Chair (Closed Arm) • Non-contrast C.O.M = 4 yd • 1 = Back and arms (Fabric Contrast 1) C.O.M. = 3 yd • 2 = Seat (Fabric Contrast 2) C.O.M. = 1.5 yd • W=26-1/2" D=29" H=33-1/2"		Non-contrast	SLPM23/NC	□□□□		□□	□□	□□□	□□	85.0#	\$ 2790	\$ 2957	\$ 3002	\$ 3056	\$ 3093	\$ 3162	\$ 3234	\$ 3322	\$ 3499	\$ 3677	\$ 3854	\$ 4210	\$ 272	
			Contrast	SLPM23/FC	□□□□	□□□□	□□	□□	□□□	□□	85.0#	2871	3037	3083	3134	3173	3242	3314	3402	3578	3756	3934	4290	272	
 SMLS	Loveseat (Closed Arm) • Non-contrast C.O.M = 5.75 yd • 1 = Back and arms (Fabric Contrast 1) C.O.M. = 4.25 yd • 2 = Seat (Fabric Contrast 2) C.O.M. = 2.25 yd • W=48-1/2" D=29" H=33-1/2"		Non-contrast	SLPM33/NC	□□□□		□□	□□	□□□	□□	110.0#	\$ 3395	\$ 3678	\$ 3754	\$ 3843	\$ 3907	\$ 4026	\$ 4144	\$ 4297	\$ 4596	\$ 4896	\$ 5196	\$ 5799	\$ 312	
			Contrast	SLPM33/FC	□□□□	□□□□	□□	□□	□□□	□□	110.0#	3515	3800	3874	3964	4025	4144	4265	4415	4716	5015	5316	5918	312	
 SMLS	Sofa (Closed Arm) • Non-contrast C.O.M = 7.5 yd • 1 = Back and arms (Fabric Contrast 1) C.O.M. = 4.75 yd • 2 = Seat (Fabric Contrast 2) C.O.M. = 3 yd • W=70-1/2" D=29" H=33-1/2"		Non-contrast	SLPM43/NC	□□□□		□□	□□	□□□	□□	160.0#	\$ 4133	\$ 4511	\$ 4609	\$ 4728	\$ 4806	\$ 4965	\$ 5124	\$ 5320	\$ 5718	\$ 6114	\$ 6508	\$ 7301	\$ 343	
			Contrast	SLPM43/FC	□□□□	□□□□	□□	□□	□□□	□□	160.0#	4283	4661	4761	4878	4958	5116	5275	5473	5868	6265	6659	7452	343	
				A	B	C	D	E	F	G	H														

HOW TO ORDER

Indicate the following information on order form:

1. Quantity of each item.
2. Model number, including options. See “How To Build a Model Number”.
3. Any special service required.

Note:

- The ☐ indicates that a choice is required.
- The absence of the ☐ indicates that no choice is required.
- Alpha-numeric characters in place of ☐ indicate that no other alternatives are available.

HOW TO BUILD A MODEL NUMBER

- A**Select basic model.
- B**Select non-contrast or fabric contrast 1. Refer to [ki.com/fabrics](#)
- C**Select fabric contrast 2. Refer to [ki.com/fabrics](#)
- D**Select base finish color. Refer to the **Product Color Options** page in this price list.
- E**Select armcap option.
- | | |
|--------------|-----------------------------|
| WAC | - Wood armcaps (pair) |
| SAC | - Solid surmface; add \$774 |
| PACBL | - Black poly; add \$127 |
| PACSA | - Sand poly; add \$127 |
| PACWG | - Warm Grey poly; add \$127 |
- Solid surface armcap color is always Corian™ white.

- F**Select wood finish color. Refer to the **Product Color Options** page in this price list. For Kensington Maple add upcharge.
- G**Select nylon glide color.
- | | |
|-------------|-----------------------|
| NGFN | - Flannel (Dark Grey) |
| NGNT | - Natural (Cream) |
- H**Select moisture barrier.
- | | |
|------------|-----------------------|
| MB | - Moisture barrier |
| NMB | - No moisture barrier |
- See pricing column for moisture barrier upcharge.

California TB133 Fire Safety Code

For California Technical Bulletin 133 compliant models, a Product Modification Request is required. Contact Customer Service for details.

Model	
SLOM23	\$319
SLPM23	\$368
SLOM33	\$426
SLPM33	\$472
SLOM43	\$496
SLPM43	\$554
SM20	\$264

KENSINGTON MAPLE UPCHARGE

Kensington Maple requires extended leadtimes.

Model	
SLOM23	\$74
SLOM33	\$74
SLOM43	\$74
SLPM23	\$74
SLPM33	\$74
SLPM43	\$74

SPECIAL SERVICES


Special Carton Marking

With specially marked information N/C

Shipping
Ships **assembled, FOB High Point, NC 27263, freight prepaid.** Freight class 175

Specifications and prices are subject to change without prior notice.



			MODEL NUMBER																			
			Basic Model	Non-Contrast or Fabric Contrast 1	Base Finish	Glide Color	Moisture Barrier	Approx. Packaged Weight	Grade C.O.M.		Grade C	Grade D	Grade E & C.O.L.	Grade F	Grade G	Grade H	Grade I	Grade J	Grade K	Grade L Leather	Grade M Leather	Moisture Barrier add to list price
 SMLS	MODEL	Features	SM20	□□□□	□□	□□	□□□	35.0#	\$ 985		\$ 1058	\$ 1077	\$ 1100	\$ 1117	\$ 1148	\$ 1178	\$ 1218	\$ 1296	\$ 1373	\$ 1452	\$ 1607	\$ 212
	Lounge Ottoman	Non-contrast																				
	• Non-contrast C.O.M = 1.5 yd																					
	• W=22-1/2” D=22” H=18”																					
							</															

HOW TO ORDER

Indicate the following information on order form:

- Quantity of each item.
- Model number, including options. See “How To Build a Model Number”.
- Any special service required.

Note:

- The □ indicates that a choice is required.
- The absence of the □ indicates that no choice is required.
- Alpha-numeric characters in place of □ indicate that no other alternatives are available.

HOW TO BUILD A MODEL NUMBER

- A**Select basic model.
- B**Select non-contrast or fabric contrast 1. Refer to [ki.com/fabrics](#)
- C**Select base finish color. Refer to the **Product Color Options** page in this price list.
- D**Select nylon glide color.
- | | |
|-------------|-----------------------|
| NGFN | - Flannel (Dark Grey) |
| NGNT | - Natural (Cream) |
- E**Select moisture barrier.
- | | |
|------------|-----------------------|
| MB | - Moisture barrier |
| NMB | - No moisture barrier |
- See pricing column for moisture barrier upcharge.

California TB133 Fire Safety Code

For California Technical Bulletin 133 compliant models, a Product Modification Request is required. Contact Customer Service for details.

Model	
SLOM23	\$319
SLPM23	\$368
SLOM33	\$426
SLPM33	\$472
SLOM43	\$496
SLPM43	\$554
SM20	\$264

SPECIAL SERVICES

Special Carton Marking

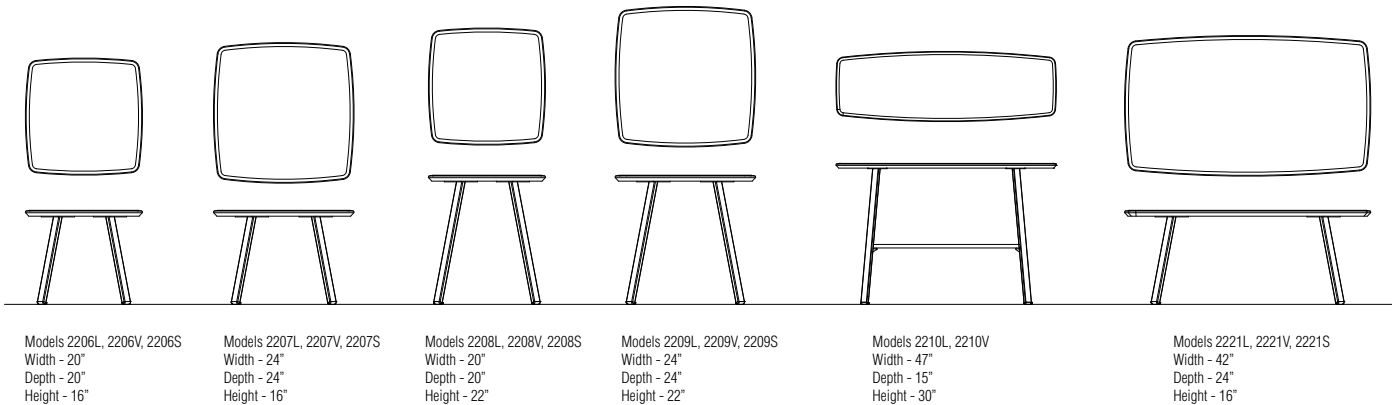
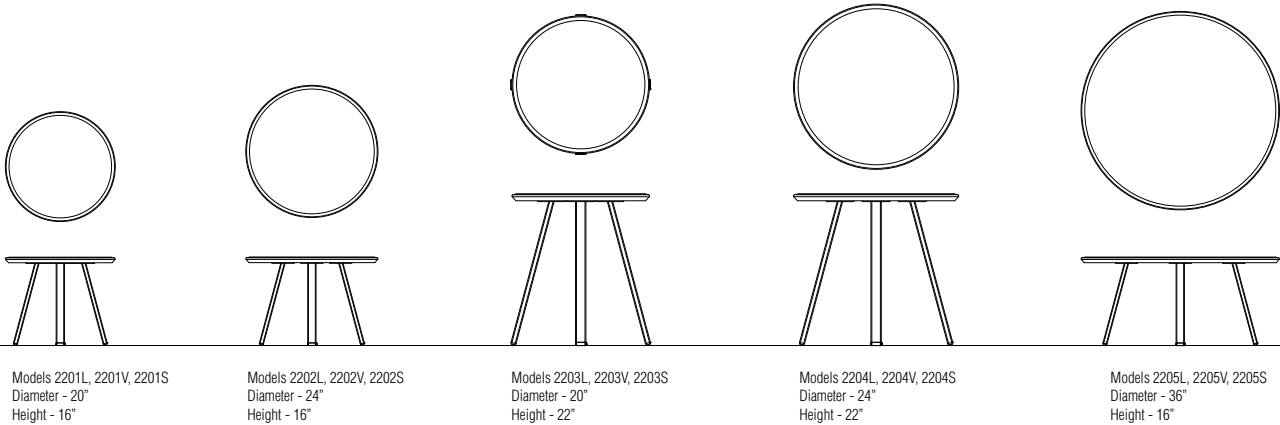
With specially marked information N/C

Shipping
Ships **assembled, FOB High Point, NC 27263, freight prepaid.** Freight class 175

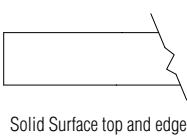
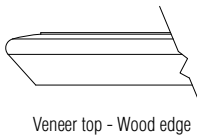
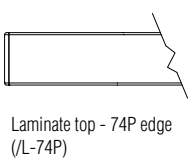
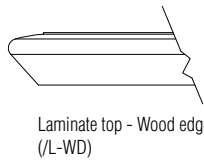
Specifications and prices are subject to change without prior notice.



Occasional Tables



Occasional Table Edge Styles











Base Finish		Grey	LGE	Poppy Red	EPR
Black	BL	High Rise	LHE	Purple Haze	EPH
Blue Grey	GR	Hollyberry	LHY	River Cherry	ERY
Bronze Metallic	ZM	Irish Linen	LIH	Rubber Ducky	ERK
Cayenne	CY	Island	LID	Sand	ESA
Champagne Metallic	CM	Italian Silver Ash	LIT	Sky Blue	ESK
Cool Grey	CG	Kensington Maple	LKM	Sterling Ash	EAZ
Cottonwood	CO	Lapis Blue	LLB	Surf's Up	ESP
Earthen Clay	EY	Markerboard White	LMK	Twilight Shadow	ETI
Espresso Metallic	EX	Misted Zephyr	LMR	Ultra Blue	EUB
Everglade Shade	EV	Monticello Maple	LMT	Warm Grey	EWG
Flannel	FN	Nickel Evolv	LNV	Windsor Mahogany	EWY
Glitz Metallic	GZ	North Sea	LNA	Zesty Lime	EZL
Hazy Jade	HJ	Ocean	LON	Edge Color for WD (Wood) Edge	
Honey Bee	HY	Pearl Bisque	LPB		
Light Tone	LG	Pearl Silver	LPS		BCX
Mardi Gras	MG	Pressed Linen	LPR		BCN
Misty Brown	MY	River Cherry	LRY		BCA
Nemo	NE	Rugged Linen	LRG		BEB
Nordic	ND	Satin Stainless	LSS		BFC
Poppy Red	PR	Shadow Zephyr	LSR		MMA
Purple Haze	PH	Silicon evolv	LSV		BMT
Rubber Ducky	RK	Sterling Ash	LAZ		BNA
Sand	SA	Tailored Linen	LTL		BRY
Sky Blue	SK	Titanium evolv	LTV		
Starlight Silver Metallic	SX	White Nebula	LWL		
Surf's Up	SP	White Sand	LWN		
Twilight Shadow	TI	Windsor Mahogany	LWY		
Ultra Blue	UB	Edge Color for 74P Edge			
Warm Grey	WG				
Zesty Lime	ZL		EBQ		
Glide Color			EBT		
			EBL		
	Flannel (Dark Grey)	NGFN	EGR		
	Natural (Cream)	NGNT	EBW		
			ECO		
			ECY		
			ECX		
			ECC		
			ECG		
			EEY		
			EEV		
			EFN		
			EFC		
Surface Finish - Laminate			EFH		
Belair	LBQ		EFW		
Biltmore Cherry	LBT		EHJ		
Black	LBK		EHY		
Brighton Walnut	LBW		EIT		
Canyon Zephyr	LCA		EKM		
Castle Oak	LCO		ELG		
Casual Linen	LCU		EMG		
Cherry Storm	LCX		EMY		
Classic Linen	LCI		EMT		
Cloud Zephyr	LCL		EMB		
Cocobala	LCC		ENE		
Crisp Linen	LRI		END		
Desert Zephyr	LDZ				
Dove Grey	LDG				
Fired Steel	LIL				
Flax Linen	LXF				
Florence Walnut	LFC				
Forged Steel	LOL				
Friston Ash	LFH				
Frosty White	LFW				
Graphite Nebula	LGN				

Finish Cards

View color swatches for items listed within this document.

- | | | | |
|----------------------|--------------------|---------------------|----------------------|
| <u>Paints</u> | <u>Wood/Veneer</u> | <u>Molded Edges</u> | <u>Hard Plastics</u> |
| <u>Plastics/Poly</u> | <u>Laminates</u> | <u>Edge Styles</u> | <u>Glass</u> |

Certain options referenced may not be available on GSA Schedule.

			MODEL NUMBER									 Wood Edge (WD)  74P Edge (74P)	
			Basic Model	Base Finish	Laminate Color	Edge Style	Edge Color	Glide Color					
MODEL		W x D							Approx. Packaged Weight				
	Square Club Table (Laminate Top) - 16” High	20” x 20”	2206/L	<input type="checkbox"/> <input type="checkbox"/>	<input type="checkbox"/> <input type="checkbox"/>	<input type="checkbox"/> <input type="checkbox"/>	<input type="checkbox"/> <input type="checkbox"/>	<input type="checkbox"/> <input type="checkbox"/>	30.0#	\$ 1055	\$ 775		
SMFT													
	Square Club Table (Laminate Top) - 22” High	20” x 20”	2208/L	<input type="checkbox"/> <input type="checkbox"/>	<input type="checkbox"/> <input type="checkbox"/>	<input type="checkbox"/> <input type="checkbox"/>	<input type="checkbox"/> <input type="checkbox"/>	<input type="checkbox"/> <input type="checkbox"/>	35.0#	\$ 1080	\$ 884		
SMFT													
	Round Club Table (Laminate Top) - 16” High	20” Diameter	2201/L	<input type="checkbox"/> <input type="checkbox"/>	<input type="checkbox"/> <input type="checkbox"/>	<input type="checkbox"/> <input type="checkbox"/>	<input type="checkbox"/> <input type="checkbox"/>	<input type="checkbox"/> <input type="checkbox"/>	30.0#	\$ 995	\$ 848		
SMFT													
	Round Club Table (Laminate Top) - 22” High	20” Diameter	2203/L	<input type="checkbox"/> <input type="checkbox"/>	<input type="checkbox"/> <input type="checkbox"/>	<input type="checkbox"/> <input type="checkbox"/>	<input type="checkbox"/> <input type="checkbox"/>	<input type="checkbox"/> <input type="checkbox"/>	32.0#	\$ 1020	\$ 876		
SMFT													
			A	B	C	D	E	F					

HOW TO ORDER

Indicate the following information on order form:

- Quantity of each item.
- Model number, including options. See “How To Build a Model Number”.
- Any special service required.

Note:

- The ☐ indicates that a choice is required.
- The absence of the ☐ indicates that no choice is required.
- Alpha-numeric characters in place of ☐ indicate that no other alternatives are available.

HOW TO BUILD A MODEL NUMBER

- A**Select basic model.
- B**Select base finish.
Refer to the **Product Color Options** page in this price list.
- C**Select laminate color.
Refer to the **Product Color Options** page in this price list.
- D**Select edge style.

74P

WD

- 74P edge

- WD edge
- E**Select edge color.
Refer to the **Product Color Options** page in this price list.
Edge color offerings are based on edge style selections.
- F**Select nylon glide color.

NGFN

NGNT

- Flannel (Dark Grey)

- Natural (Cream)

KENSINGTON MAPLE UPCHARGE

Kensington Maple requires extended leadtimes.
Model

2201/L-WD	\$106
2202/L-WD	\$140
2203/L-WD	\$106
2204/L-WD	\$140
2205/L-WD	\$210
2206/L-WD	\$106
2207/L-WD	\$140
2208/L-WD	\$106
2209/L-WD	\$140
2210/L-WD	\$275
2221/L-WD	\$210







SPECIAL SERVICES

Special Carton Marking

With specially marked information N/C

Shipping
Ships **assembled, FOB High Point, NC 27263, freight prepaid.** Freight class 175

Specifications and prices are subject to change without prior notice.

			MODEL NUMBER								
			Basic Model	Base Finish	Laminate Color	Edge Style	Edge Color	Glide Color			
MODEL		W x D							Approx. Packaged Weight	 Wood Edge (WD)	 74P Edge (74P)
 SMFT	Square Lamp Table (Laminate Top) - 16" High	24" x 24"	2207/L	<input type="checkbox"/>	<input type="checkbox"/>	<input type="checkbox"/>	<input type="checkbox"/>	<input type="checkbox"/>	40.0#	\$ 1174	\$ 945
 SMFT	Square Lamp Table (Laminate Top) - 22" High	24" x 24"	2209/L	<input type="checkbox"/>	<input type="checkbox"/>	<input type="checkbox"/>	<input type="checkbox"/>	<input type="checkbox"/>	40.0#	\$ 1198	\$ 921
 SMFT	Round Lamp Table (Laminate Top) - 16" High	24" Diameter	2202/L	<input type="checkbox"/>	<input type="checkbox"/>	<input type="checkbox"/>	<input type="checkbox"/>	<input type="checkbox"/>	35.0#	\$ 1094	\$ 886
 SMFT	Round Lamp Table (Laminate Top) - 22" High	24" Diameter	2204/L	<input type="checkbox"/>	<input type="checkbox"/>	<input type="checkbox"/>	<input type="checkbox"/>	<input type="checkbox"/>	50.0#	\$ 1119	\$ 913
			A	B	C	D	E	F			

HOW TO ORDER

Indicate the following information on order form:

- Quantity of each item.
- Model number, including options. See "How To Build a Model Number".
- Any special service required.

Note:

- The ☐ indicates that a choice is required.
- The absence of the ☐ indicates that no choice is required.
- Alpha-numeric characters in place of ☐ indicate that no other alternatives are available.

HOW TO BUILD A MODEL NUMBER

- A**Select basic model.
- B**Select base finish.
Refer to the **Product Color Options** page in this price list.
- C**Select laminate color.
Refer to the **Product Color Options** page in this price list.
- D**Select edge style.

WD

74P

- WD edge

- 74P edge
- E**Select edge color.
Refer to the **Product Color Options** page in this price list.
Edge color offerings are based on edge style selections.
- F**Select nylon glide color.

NGFN

NGNT

- Flannel (Dark Grey)

- Natural (Cream)

KENSINGTON MAPLE UPCHARGE

Kensington Maple requires extended leadtimes.	
Model	
2201/L-WD	\$106
2202/L-WD	\$140
2203/L-WD	\$106
2204/L-WD	\$140
2205/L-WD	\$210
2206/L-WD	\$106
2207/L-WD	\$140
2208/L-WD	\$106
2209/L-WD	\$140
2210/L-WD	\$275
2221/L-WD	\$210



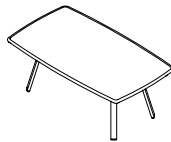


SPECIAL SERVICES

Special Carton Marking

With specially marked information N/C

Shipping
Ships **assembled, FOB High Point, NC 27263, freight prepaid.** Freight class 175

Specifications and prices are subject to change without prior notice.

			MODEL NUMBER									
			Basic Model	Base Finish	Laminate Color	Edge Style	Edge Color	Shelf Edge Color	Glide Color			
MODEL	W x D									Approx. Packaged Weight	 Wood Edge (WD)	 74P Edge (74P)
 SMFT	Rectangle Coffee Table (Laminate Top) - 16" High	42" x 24"	2221/L	<input type="checkbox"/> <input type="checkbox"/>	<input type="checkbox"/> <input type="checkbox"/>	<input type="checkbox"/> <input type="checkbox"/>	<input type="checkbox"/> <input type="checkbox"/>		<input type="checkbox"/> <input type="checkbox"/>	60.0#	\$ 1615	\$ 1219
 SMFT	Round Coffee Table (Laminate Top) - 16" High	36" Diameter	2205/L	<input type="checkbox"/> <input type="checkbox"/>	<input type="checkbox"/> <input type="checkbox"/> <input type="checkbox"/>	<input type="checkbox"/> <input type="checkbox"/> <input type="checkbox"/>	<input type="checkbox"/> <input type="checkbox"/> <input type="checkbox"/>		<input type="checkbox"/> <input type="checkbox"/>	65.0#	\$ 1621	\$ 1202
 SMFT	Console Table (Laminate Top) - 30" High	47" x 15"	2210/L	<input type="checkbox"/> <input type="checkbox"/>	<input type="checkbox"/> <input type="checkbox"/> <input type="checkbox"/>	<input type="checkbox"/> <input type="checkbox"/> <input type="checkbox"/>	<input type="checkbox"/> <input type="checkbox"/> <input type="checkbox"/>	<input type="checkbox"/> <input type="checkbox"/> <input type="checkbox"/>	<input type="checkbox"/> <input type="checkbox"/>	65.0#	\$ 1947	\$ 1686
			A	B	C	D	E	F	G			

HOW TO ORDER

Indicate the following information on order form:

- Quantity of each item.
- Model number, including options. See "How To Build a Model Number".
- Any special service required.

Note:

- The ☐ indicates that a choice is required.
- The absence of the ☐ indicates that no choice is required.
- Alpha-numeric characters in place of ☐ indicate that no other alternatives are available.

HOW TO BUILD A MODEL NUMBER

- A**Select basic model.
- B**Select base finish.
Refer to the **Product Color Options** page in this price list.
- C**Select laminate color.
Refer to the **Product Color Options** page in this price list.
- D**Select edge style.

WD

74P

- WD edge

- 74P edge
- E**Select edge color.
Refer to the **Product Color Options** page in this price list.
Edge color offerings are based on edge style selections.
- F**Select lower shelf edge color.
Refer to the **Product Color Options** page in this price list.
Lower shelf has 74P edge and requires color pick when on laminate top.
- G**Select nylon glide color.

NGFN

NGNT

- Flannel (Dark Grey)

- Natural (Cream)

KENSINGTON MAPLE UPCHARGE

Kensington Maple requires extended leadtimes.	
Model	
2201/L-WD	\$106
2202/L-WD	\$140
2203/L-WD	\$106
2204/L-WD	\$140
2205/L-WD	\$210
2206/L-WD	\$106
2207/L-WD	\$140
2208/L-WD	\$106
2209/L-WD	\$140
2210/L-WD	\$275
2221/L-WD	\$210

SPECIAL SERVICES





Special Carton Marking

With specially marked information	N/C
-----------------------------------	-----

Shipping
Ships **assembled, FOB High Point, NC 27263, freight prepaid.** Freight class 175

Specifications and prices are subject to change without prior notice.



			MODEL NUMBER					
			Basic Model	Base Finish	Surface Finish	Glide Color		
MODEL			W x D	Approx. Packaged Weight				Delivered Pricing
	Square Club Table (Veneer Top) - 16" High	20" x 20"	2206/V	<input type="checkbox"/>	<input type="checkbox"/>	<input type="checkbox"/>	30.0#	\$ 1143
SMFT								
	Square Club Table (Veneer Top) - 22" High	20" x 20"	2208/V	<input type="checkbox"/>	<input type="checkbox"/>	<input type="checkbox"/>	35.0#	\$ 1167
SMFT								
	Round Club Table (Veneer Top) - 16" High	20" Diameter	2201/V	<input type="checkbox"/>	<input type="checkbox"/>	<input type="checkbox"/>	30.0#	\$ 1259
SMFT								
	Round Club Table (Veneer Top) - 22" High	20" Diameter	2203/V	<input type="checkbox"/>	<input type="checkbox"/>	<input type="checkbox"/>	32.0#	\$ 1284
SMFT								
			A	B	C	D		

HOW TO ORDER

Indicate the following information on order form:

- Quantity of each item.
- Model number, including options. See “How To Build a Model Number”.
- Any special service required.

Note:

- The ☐ indicates that a choice is required.
- The absence of the ☐ indicates that no choice is required.
- Alpha-numeric characters in place of ☐ indicate that no other alternatives are available.

HOW TO BUILD A MODEL NUMBER

- A** Select basic model.
- B** Select base finish.
Refer to the **Product Color Options** page in this price list.
- C** Select surface finish.
Refer to the **Product Color Options** page in this price list.
- D** Select nylon glide color.
- | | |
|-------------|-----------------------|
| NGFN | - Flannel (Dark Grey) |
| NGNT | - Natural (Cream) |

KENSINGTON MAPLE UPCHARGE

Kensington Maple requires extended leadtimes.	
Model	
2201/V	\$106
2202/V	\$140
2203/V	\$106
2204/V	\$140
2205/V	\$210
2206/V	\$106
2207/V	\$140
2208/V	\$106
2209/V	\$140
2210/V	\$275
2221/V	\$210

SPECIAL SERVICES


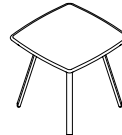


Special Carton Marking

With specially marked information	N/C
-----------------------------------	-----

Shipping
Ships **assembled, FOB High Point, NC 27263, freight prepaid.** Freight class 175

Specifications and prices are subject to change without prior notice.



			MODEL NUMBER					
			Basic Model	Base Finish	Surface Finish	Glide Color		
	MODEL	W x D					Approx. Packaged Weight	Delivered Pricing
 SMFT	Square Lamp Table (Veneer Top) - 16” High	24” x 24”	2207/V	<input type="checkbox"/> <input type="checkbox"/>	<input type="checkbox"/> <input type="checkbox"/> <input type="checkbox"/> <input type="checkbox"/>	<input type="checkbox"/> <input type="checkbox"/>	40.0#	\$ 1248
 SMFT	Square Lamp Table (Veneer Top) - 22” High	24” x 24”	2209/V	<input type="checkbox"/> <input type="checkbox"/>	<input type="checkbox"/> <input type="checkbox"/> <input type="checkbox"/> <input type="checkbox"/>	<input type="checkbox"/> <input type="checkbox"/>	40.0#	\$ 1273
 SMFT	Round Lamp Table (Veneer Top) - 16” High	24” Diameter	2202/V	<input type="checkbox"/> <input type="checkbox"/>	<input type="checkbox"/> <input type="checkbox"/> <input type="checkbox"/> <input type="checkbox"/>	<input type="checkbox"/> <input type="checkbox"/>	35.0#	\$ 1363
 SMFT	Round Lamp Table (Veneer Top) - 22” High	24” Diameter	2204/V	<input type="checkbox"/> <input type="checkbox"/>	<input type="checkbox"/> <input type="checkbox"/> <input type="checkbox"/> <input type="checkbox"/>	<input type="checkbox"/> <input type="checkbox"/>	50.0#	\$ 1386
			A	B	C	D		

HOW TO ORDER

Indicate the following information on order form:

- Quantity of each item.
- Model number, including options. See “How To Build a Model Number”.
- Any special service required.

Note:

- The ☐ indicates that a choice is required.
- The absence of the ☐ indicates that no choice is required.
- Alpha-numeric characters in place of ☐ indicate that no other alternatives are available.

HOW TO BUILD A MODEL NUMBER

- A**Select basic model.
- B**Select base finish.
Refer to the **Product Color Options** page in this price list.
- C**Select surface finish.
Refer to the **Product Color Options** page in this price list.
- D**Select nylon glide color.

NGFN

- Flannel (Dark Grey)

NGNT

- Natural (Cream)

KENSINGTON MAPLE UPCHARGE

Kensington Maple requires extended leadtimes.
Model

2201/V	\$106
2202/V	\$140
2203/V	\$106
2204/V	\$140
2205/V	\$210
2206/V	\$106
2207/V	\$140
2208/V	\$106
2209/V	\$140
2210/V	\$275
2221/V	\$210

SPECIAL SERVICES

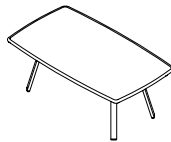


Special Carton Marking

With specially marked information N/C

Shipping
Ships **assembled, FOB High Point, NC 27263, freight prepaid.** Freight class 175

Specifications and prices are subject to change without prior notice.



			MODEL NUMBER					
			Basic Model	Base Finish	Surface Finish	Glide Color		
	MODEL	W x D					Approx. Packaged Weight	Delivered Pricing
	Rectangle Coffee Table (Veneer Top) - 16" High	42" x 24"	2221/V	<input type="checkbox"/>	<input type="checkbox"/>	<input type="checkbox"/>	60.0#	\$ 1466
SMFT								
	Round Coffee Table (Veneer Top) - 16" High	36" Diameter	2205/V	<input type="checkbox"/>	<input type="checkbox"/>	<input type="checkbox"/>	65.0#	\$ 1662
SMFT								
	Console Table (Veneer Top) - 30" High	47" x 15"	2210/V	<input type="checkbox"/>	<input type="checkbox"/>	<input type="checkbox"/>	65.0#	\$ 2233
SMFT								
			A	B	C	D		

HOW TO ORDER

Indicate the following information on order form:

- Quantity of each item.
- Model number, including options. See "How To Build a Model Number".
- Any special service required.

Note:

- The ☐ indicates that a choice is required.
- The absence of the ☐ indicates that no choice is required.
- Alpha-numeric characters in place of ☐ indicate that no other alternatives are available.

HOW TO BUILD A MODEL NUMBER

- A**Select basic model.
- B**Select base finish.
Refer to the **Product Color Options** page in this price list.
- C**Select surface finish.
Refer to the **Product Color Options** page in this price list.
- D**Select nylon glide color.
- | | |
|-------------|-----------------------|
| NGFN | - Flannel (Dark Grey) |
| NGNT | - Natural (Cream) |

KENSINGTON MAPLE UPCHARGE

Kensington Maple requires extended leadtimes.	
Model	
2201/V	\$106
2202/V	\$140
2203/V	\$106
2204/V	\$140
2205/V	\$210
2206/V	\$106
2207/V	\$140
2208/V	\$106
2209/V	\$140
2210/V	\$275
2221/V	\$210

SPECIAL SERVICES





Special Carton Marking

With specially marked information	N/C
-----------------------------------	-----

Shipping
Ships **assembled, FOB High Point, NC 27263, freight prepaid.** Freight class 175

Specifications and prices are subject to change without prior notice.



			MODEL NUMBER				
MODEL		W x D	Basic Model	Base Finish	Glide Color	Approx. Packaged Weight	Delivered Pricing
	Square Club Table (Solid Surface Top) - 16" High • Solid surface color is always Corian™ glacier white.	20" x 20"	2206/S	<input type="checkbox"/> <input type="checkbox"/>	<input type="checkbox"/> <input type="checkbox"/>	30.0#	\$ 1662
SMFT							
	Square Club Table (Solid Surface Top) - 22" High • Solid surface color is always Corian™ glacier white.	20" x 20"	2208/S	<input type="checkbox"/> <input type="checkbox"/>	<input type="checkbox"/> <input type="checkbox"/>	35.0#	\$ 1696
SMFT							
	Round Club Table (Solid Surface Top) - 16" High • Solid surface color is always Corian™ glacier white.	20" Diameter	2201/S	<input type="checkbox"/> <input type="checkbox"/>	<input type="checkbox"/> <input type="checkbox"/>	30.0#	\$ 1662
SMFT							
	Round Club Table (Solid Surface Top) - 22" High • Solid surface color is always Corian™ glacier white.	20" Diameter	2203/S	<input type="checkbox"/> <input type="checkbox"/>	<input type="checkbox"/> <input type="checkbox"/>	32.0#	\$ 1696
SMFT							
			A	B	C		

HOW TO ORDER

Indicate the following information on order form:

- Quantity of each item.
- Model number, including options. See “How To Build a Model Number”.
- Any special service required.

Note:

- The ☐ indicates that a choice is required.
- The absence of the ☐ indicates that no choice is required.
- Alpha-numeric characters in place of ☐ indicate that no other alternatives are available.

HOW TO BUILD A MODEL NUMBER

- A** Select basic model.
- B** Select base finish.
Refer to the **Product Color Options** page in this price list.
- C** Select nylon glide color.
- | | |
|-------------|-----------------------|
| NGFN | - Flannel (Dark Grey) |
| NGNT | - Natural (Cream) |

SPECIAL SERVICES





Special Carton Marking

With specially marked information N/C

Shipping
Ships **assembled, FOB High Point, NC 27263, freight prepaid.** Freight class 175

Specifications and prices are subject to change without prior notice.



			MODEL NUMBER				
MODEL		W x D	Basic Model	Base Finish	Glide Color	Approx. Packaged Weight	Delivered Pricing
	Square Lamp Table (Solid Surface Top) - 16" High <ul style="list-style-type: none">Solid surface color is always Corian™ glacier white.	24" x 24"	2207/S	<input type="checkbox"/> <input type="checkbox"/>	<input type="checkbox"/> <input type="checkbox"/>	40.0#	\$ 2159
SMFT							
	Square Lamp Table (Solid Surface Top) - 22" High <ul style="list-style-type: none">Solid surface color is always Corian™ glacier white.	24" x 24"	2209/S	<input type="checkbox"/> <input type="checkbox"/>	<input type="checkbox"/> <input type="checkbox"/>	40.0#	\$ 2195
SMFT							
	Round Lamp Table (Solid Surface Top) - 16" High <ul style="list-style-type: none">Solid surface color is always Corian™ glacier white.	24" Diameter	2202/S	<input type="checkbox"/> <input type="checkbox"/>	<input type="checkbox"/> <input type="checkbox"/>	35.0#	\$ 1886
SMFT							
	Round Lamp Table (Solid Surface Top) - 22" High <ul style="list-style-type: none">Solid surface color is always Corian™ glacier white.	24" Diameter	2204/S	<input type="checkbox"/> <input type="checkbox"/>	<input type="checkbox"/> <input type="checkbox"/>	50.0#	\$ 1920
SMFT							
			A	B	C		

HOW TO ORDER

Indicate the following information on order form:

- Quantity of each item.
- Model number, including options. See "How To Build a Model Number".
- Any special service required.

Note:

- The ☐ indicates that a choice is required.
- The absence of the ☐ indicates that no choice is required.
- Alpha-numeric characters in place of ☐ indicate that no other alternatives are available.

HOW TO BUILD A MODEL NUMBER

- A** Select basic model.
- B** Select base finish.
Refer to the **Product Color Options** page in this price list.
- C** Select nylon glide color.
- | | |
|-------------|-----------------------|
| NGFN | - Flannel (Dark Grey) |
| NGNT | - Natural (Cream) |

SPECIAL SERVICES

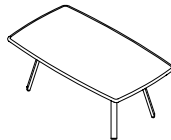

Special Carton Marking

With specially marked information N/C

Shipping
Ships **assembled, FOB High Point, NC 27263, freight prepaid.** Freight class 175

Specifications and prices are subject to change without prior notice.



		MODEL NUMBER					
	MODEL	W x D	Basic Model	Base Finish	Glide Color	Approx. Packaged Weight	Delivered Pricing
	Rectangle Coffee Table (Solid Surface Top) - 16" High • Solid surface color is always Corian™ glacier white.	42" x 24"	2221/S	<input type="checkbox"/> <input type="checkbox"/>	<input type="checkbox"/> <input type="checkbox"/>	60.0#	\$ 2719
SMFT							
	Round Coffee Table (Solid Surface Top) - 16" High • Solid surface color is always Corian™ glacier white.	36" Diameter	2205/S	<input type="checkbox"/> <input type="checkbox"/>	<input type="checkbox"/> <input type="checkbox"/>	65.0#	\$ 2974
SMFT							
		<div><div>A</div><div>B</div><div>C</div></div>					

HOW TO ORDER

Indicate the following information on order form:

- Quantity of each item.
- Model number, including options. See “How To Build a Model Number”.
- Any special service required.

Note:

- The ☐ indicates that a choice is required.
- The absence of the ☐ indicates that no choice is required.
- Alpha-numeric characters in place of ☐ indicate that no other alternatives are available.

HOW TO BUILD A MODEL NUMBER

- A

Select basic model.
- B

Select base finish.
Refer to the **Product Color Options** page in this price list.
- C

Select nylon glide color.

NGFN	- Flannel (Dark Grey)
NGNT	- Natural (Cream)

SPECIAL SERVICES

Special Carton Marking

With specially marked information N/C

Shipping
Ships **assembled, FOB High Point, NC 27263, freight prepaid.** Freight class 175

Specifications and prices are subject to change without prior notice.

1330 Bellevue Street
P.O. Box 8100
Green Bay, WI 54308-8100
800.424.2432
ki.com

KI and Furnishing Knowledge are registered
trademarks of Krueger International, Inc.

© 2020 Krueger International, Inc.
All Rights Reserved.
Code KI-PLW-000215/KI/PDF



Furnishing Knowledge®