

Cabinets and Bookcases





Cabinets



Storage is a vital component to businesses of all sizes and industry. Our cabinet line offers plenty of options designed to fit any need. Choose from the following:

- Deluxe grade (available in traditional storage, wardrobe, combination, and counter height)
- Standard grade (available in traditional storage, wardrobe, combination, counter height, and desk height)
- Jumbo grade (available in traditional storage, wardrobe, combination, counter height, and desk height)
- Specialty Cabinets (available in traditional storage cabinet with file drawer storage, combination bookcase/storage cabinet, laptop charging station, bin box storage, military, open style, single door, and janitorial)

Bookcases



Our bookcases are designed to hold a variety of items and are suitable for a variety of environments. Bookcase styles include:

- 13 1/2" Deep Bookcases
- 18" Deep Bookcases
- Welded Glass Door Bookcases
- Combination Bookcase/Storage Cabinet
- 12" Deep Unassembled Case Style Bookcases

Choosing a Cabinet is Easy

Styles to fit any storage need



Storage



Wardrobe



Combination

For unique storage applications, see pages 12 and 13 for our line of specialty cabinets.

Multiple grade options



Standard



Deluxe



Jumbo

We've got the right size for you, with widths from 30" to 48", depths from 15" to 24" and heights from 30" to 78"

Cabinets

Choose from fully assembled or unassembled



Fully Welded/Assembled

Cabinets are ready for immediate use.



Unassembled

Save on freight. Easy assembly with just a screwdriver, hammer and provided nut driver.

Add a custom look to your cabinet


Standard Colors include:



Sand



Champagne/
Putty



Light
Grey



Medium
Grey

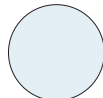


Black

Premium colors* include:




Accent
Blue



Arctic
White



Wine



Dove
Grey



Oyster



Green

*Premium colors available with an upcharge.

Options include: doors, handle styles, caster kits, wood laminate tops, colors and more!



Grade

Deluxe Cabinets

Our finest cabinet sets the standard with heavy-duty, 16-gauge steel door frame and numerous performance features

1 Heavier Gauge Construction

16-gauge fully welded frame and heavy duty construction provides superior sturdiness and increased strength over our standard cabinets.

2 Reinforced Doors

Doors incorporate an extra wide reinforcement that is welded for added strength and stability.

3 Adjustable Levelers



Two adjustable levelers compensate for uneven floors.

4 Double Handles



Two brushed chrome handles. Right handle uses three-point keyed locking to secure both doors.

5 Knuckle Hinges



Four-knuckle hinges for added durability.

6 Louvered Back Panel



Louvered back panel provides cabinet ventilation.

7 Adjustable Shelves

Shelves adjust in 2" increments without tools. Integrated shelf support tabs secure shelves tightly to cabinet without clips or added parts.

8 Raised Base

Raised base keeps contents out of harm's way from cleaning liquids.



Wardrobe



Combination



Counter Height

Available sizes:

Width	Depth	Height	Shelf Capacity
36"	18"	42"	150 lbs
36"	24"	42"	200 lbs

Width	Depth	Height	Shelf Capacity
36"	18"	72"	150 lbs
36"	24"	72"	200 lbs
36"	18"	78"	150 lbs
36"	24"	78"	200 lbs

Standard Cabinets

Our most economical cabinet, which incorporates some key features of the Deluxe cabinet



1 Quality Construction
Standard cabinets are built with premium quality steel and reinforced doors for long-term performance at an attractive price.



2 Chrome Handle
Polished chrome handle uses three-point keyed locking to lock both doors.



3 Ventilation
Punched lances in back facilitate ventilation.

4 Adjustable Shelves
Shelves adjust in 2" increments without tools. Integrated shelf support tabs secure shelves tightly to cabinet without clips or added parts.

5 Raised Base
Raised base keeps contents out of harm's way from cleaning liquids.



Wardrobe



Combination



Counter Height



Desk Height

Available sizes:

Width	Depth	Height	Shelf Capacity
30"	24"	66"	150 lbs
36"	18"	30"	150 lbs
36"	18"	42"	150 lbs
36"	18"	72"	150 lbs

Width	Depth	Height	Shelf Capacity
36"	24"	30"	200 lbs
36"	24"	42"	200 lbs
36"	24"	72"	200 lbs

Storage Cabinets are available in Standard and Premium Colors. See back cover for complete list.

Grade

Jumbo Cabinets

The optimal solution when you need extra capacity to store more stuff and heavy loads

1 Super Heavy-Duty Construction



20-gauge doors and sides, 22-gauge backs along with a 18 gauge sill make these units sturdy enough to handle all your requirements.

2 Increased Storage Capacity

48" width provides 33% more storage

3 Box-Formed Shelves

Our specially engineered shelves are spot welded in corners and along the length of the box form, enabling them to support up to 400 lbs. per shelf.

4 Adjustable Levelers



Two adjustable levelers on front corners compensate for uneven floors.

5 Double Handles



Two brushed chrome handles. Right handle uses three-point keyed locking to secure both doors.

6 Leaf Hinges



Cabinets use four leaf hinges on each 78" high cabinet door and two on each 42" and 30" high door.

7 Adjustable Shelves

Shelves adjust in 2" increments without tools. Integrated shelf support tabs secure shelves tightly to cabinet without clips or added parts.

8 Raised Base

Raised base keeps contents out of harm's way from cleaning liquids.



Wardrobe



Combination



Counter Height



Desk Height

Available sizes:

Width	Depth	Height	Shelf Capacity
48"	18"	30"	400 lbs
48"	18"	42"	400 lbs
48"	24"	42"	400 lbs
48"	18"	78"	400 lbs
48"	24"	78"	400 lbs

Door Styles

C-THRU DOORS



Provides the perfect solution for viewing contents of cabinets while restricting access. Great option for schools, industrial applications, airports and prisons.

PERFORATED DOORS




Ensures continuous airflow for maximum ventilation of clothing, shoes, heat from electronics, etc. Available on our 72" high Standard cabinets and our 78" high Jumbo cabinets.

OPEN STYLE



Keeps materials and supplies available for easy access without opening and closing doors. Great for tight spaces.

SLIDING DOOR



Sliding Doors are an ideal solution for narrow spaces. Available in our traditional storage Jumbo Cabinet.