



# Storage Specification Guide

## Availability

**Electronic price list updated** with release 200.G (U.S.) and 156.G (Canada), dated June 19, 2023.

All specifications subject to change without notice. Reference the electronic catalog/Hedberg for current pricing.

Transitional products in this specification guide are **maintained for existing customers only** and are likely to be phased out over time. These products are indicated with a . Products that are scheduled to be culled are indicated with an , followed by the last order entry date.

## Surface Materials

**The surface materials team** has announced the launch of the Finish Library, found at <https://finishlibrary.steelcase.com/>.

► For a list of all trademarks, refer to the last page of this specification guide. © 2023 Steelcase Inc.

## Specifying

TS Series Storage Products	<b>161</b>
Universal Steel Storage Products	<b>189</b>
Storage Accessories	<b>289</b>
Lighting	<b>343</b>

<b>Resources and Surface Materials</b>	<b>357</b>
----------------------------------------	------------

---

# Specifying TS Series Storage Products

<b>TS Series Fixed Pedestals</b>	<b>162</b>
<b>Pedestal Filler</b>	<b>163</b>
<b>TS Series Fixed Pedestal Accessories</b>	<b>164</b>
<b>TS Series Bins</b>	<b>174</b>
<b>TS Series Laminate Common Shelves</b>	<b>175</b>
<b>TS Series Under-Worksurface Lateral Files</b>	<b>176</b>
<b>TS Series Accessories</b>	<b>177</b>

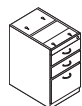
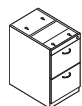
# TS Series Fixed Pedestals

*Tip: TS Series fixed pedestals are only intended for use under a panel mounted worksurface or with a free-standing desk - they cannot be used as freestanding.*

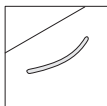
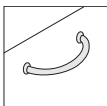
*Tip: When using a TS Series pedestal with a Kick freestanding desk, a counterweight must be added. Counterweights are available in Service Parts (1444111001SR).*

► See Counterweight Requirements for Storage Products, pages 7–14.

*Tip: File drawer rails are required to file legal-sized files or side-to-side letter-sized files in pedestal file drawers.*



Standard Includes	Required to Specify
<p>► Need help? Product details, page 20</p> <ul style="list-style-type: none"> <li>• Pedestal: paint price group 1</li> <li>• Pulls: metal</li> <li>• Lock face ring with plastic plug to accommodate lock cylinder: 9201 Polished Chrome</li> <li>• Attachment hardware</li> <li>• Steel ball-bearing suspensions on box and file drawers</li> <li>• Adjustable glides: black plastic</li> </ul>	<ol style="list-style-type: none"> <li>1 Style number</li> <li>2 Paint color number for pedestal</li> <li>3 Pull (see below under Required Selections)</li> <li>4 Options, if selected (see below)</li> </ol> <p>► See <i>Surface Materials</i>, page 358.</p> <p><i>Tip: Remember to specify lock cylinder and key.</i></p> <p>► <i>Lock Cylinders</i>, page 369.</p>

Required Selections
<p><b>Pulls</b></p> <div>    </div> <p>Contemporary    Handle    Ledge</p>

	Options	U.S. Price	Required to Specify
<b>Surface Materials</b>	<ul style="list-style-type: none"> <li>• Paint price group 1</li> <li>• Paint price group 2</li> <li>• Paint price group 3</li> </ul>	No cost +\$12 +\$28	Specify paint color number. Specify paint color number. Specify paint color number.
<b>Pulls</b>	<ul style="list-style-type: none"> <li>• Contemporary pulls</li> <li>• Handle pulls</li> <li>• Ledge pulls: 7207 Black</li> <li>• Ledge pulls: 4799 Platinum Metallic</li> </ul>	No cost No cost No cost +\$ 7	Specify with contemporary pulls. Specify with handle pulls. Specify with 7207 Black ledge pulls. Specify with 4799 Platinum Metallic ledge pulls.
<b>Drawer Accessories</b>	<ul style="list-style-type: none"> <li>• Filing rail (package of 2)</li> <li>• Box drawer dividers (package of 2)</li> <li>• File drawer dividers (package of 2)</li> <li>• Pencil tray</li> </ul>	+\$26 +\$37 +\$37 +\$26	Specify with filing rail. Specify with box drawer dividers. Specify with file drawer dividers. Specify with pencil tray.

Specification Information			
Dimensions	Counterweight	Style	U.S.
D    W    H	Package	Number	Base Price

File/File					
22"	15"	27"	Not required	<b>TS2PFF22U</b>	\$647
28"	15"	27"	Not required	<b>TS2PFF28U</b>	\$703

Box/Box/File					
22"	15"	27"	Not required	<b>TS2PBBF22U</b>	\$682
28"	15"	27"	Not required	<b>TS2PBBF28U</b>	\$742

# Pedestal Filler

Pedestal Filler

For Use with Under-Worksurface Pedestal to Attach to Kick Panel System



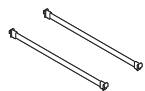
Tip: When using a pedestal to anchor the end of a panel run, you must use a pedestal filler.

Standard Includes			Required to Specify	
<ul style="list-style-type: none"><li>• Filler: paint</li><li>• Attachment hardware</li></ul>			1 Style number	
			2 Paint color number	
			▶ See <i>Surface Materials</i> , page 358.	
Specification Information				
Dimensions			• Style	• U.S.
D	W	H	Number	Price
2 <sup>3</sup> / <sub>16</sub> "	1"	27"	TS2FILLER	\$83

# TS Series Fixed Pedestal Accessories

## Rails

For Use in Fixed Pedestals



*Tip: Two rails per drawer accommodate side-to-side filing of letter-, A4-, and legal-size hanging folders. Exception: Legal-size file folders cannot be filed in 18"D pedestals.*

Standard Includes		Required to Specify
► Need help? Product details, page 105	• Package of two rails: black only	Style number
Specification Information		
Width	Style Number	U.S. Price
12"	<b>RXADRL15</b>	\$37

## Dividers

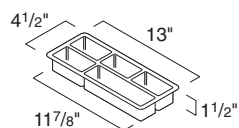
For Use in Fixed Pedestals



Standard Includes		Required to Specify	
► Need help? Product details, page 105	• Package of dividers: black only		Style number
Specification Information			
• Width	• Quantity	• Style Number	• U.S. Price
•	•	•	•
For Use in 6"H Drawers			
12"	2	RDV1506	\$ 59
•	•	•	•
For Use in 12"H Drawers			
12"	2	RDV1512	\$ 63
12"	10	RDV151210	\$296
•	•	•	•

## Pencil Tray

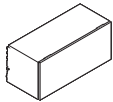
For Use in Fixed Pedestals



*Tip: Pencil trays for use with fixed pedestals are available as optional accessories.*

Standard Includes		Required to Specify
► Need help? Product details, page 106	• Pencil tray: black only	Style number
Specification Information		
Style Number	U.S. Price	
<b>RPXDPT</b>	\$51	

# TS Series Bins



Tip: TS Series bins cannot be upmounted.

	Standard Includes	Required to Specify
► Need help? Product details, page 26	<ul style="list-style-type: none"> <li>Overhead bin with lift-up door: paint price group 1</li> <li>Recess beneath unit to accommodate shelf light</li> <li>Shelf backstop</li> <li>On-module attachment hooks with safety catch</li> <li>Lock, keyed random: 9201 Polished Chrome only</li> </ul>	1 Style number 2 Paint color number for overhead bin 3 Options, if selected (see below) ► See <i>Surface Materials</i> , page 358.

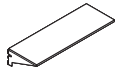
	Options	U.S. Price	Required to Specify
<b>Surface Materials</b>	<ul style="list-style-type: none"> <li>Paint price group 2</li> <li>Paint price group 3</li> </ul>	+\$12 +\$28	Specify paint color number. Specify paint color number.
<b>Shelf Accessories</b>	<ul style="list-style-type: none"> <li>Four dividers: white plastic</li> </ul>	+\$76	Specify <i>with dividers</i> .
<b>Keying</b>	<ul style="list-style-type: none"> <li>Field-installed keying</li> </ul>		► Page 368
<b>Related Products</b>	<ul style="list-style-type: none"> <li>Accessories</li> <li>Shelf lights</li> </ul>		► Page 302 ► Page 344

Specification Information					
Dimensions			Number of Doors	Style Number	U.S. Base Price
D	W	H			
15¾"	24"	16¼"	1	<b>TSASUB24L</b>	\$ 692
15¾"	30"	16¼"	1	<b>TSASUB30L</b>	\$ 723
15¾"	36"	16¼"	1	<b>TSASUB36L</b>	\$ 753
15¾"	42"	16¼"	1	<b>TSASUB42L</b>	\$ 784
15¾"	48"	16¼"	1	<b>TSASUB48L</b>	\$ 824
15¾"	60"	16¼"	2	<b>TSASUB60L</b>	\$1274
15¾"	72"	16¼"	2	<b>TSASUB72L</b>	\$1402
:	:	:	:	:	:

## Bins with Flat Fronts

# TS Series Laminate Common Shelves

TS Series Laminate  
Common Shelves



*Tip: For anticipated heavy loads on 42" and 48"W laminate common shelves, a field-installed reinforcing channel (TSATRC39) can be used.*

*Tip: Standard shelves are 1 1/8" thick. However, the actual thickness between Low-Pressure Laminate (LPL) and High-Pressure Laminate (HPL) shelves is slightly different. It is recommended that only shelves of the same type are specified in a given application. In addition, there may be sheen or texture differences when using LPL and HPL in adjacent applications. Please use caution when mixing and matching different shelves types.*

*Tip: Width includes dimension of laminate common shelf and support brackets. Laminate shelf is undersized by 1/2" to accommodate two support bracket mounting orientations.*

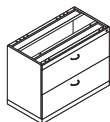
**For laminate price group 2 and 3 pricing, please refer to the electronic catalog or SmartTools.**

Standard Includes	Required to Specify
<ul style="list-style-type: none"> <li>▶ Need help? Product details, page 28</li> <li>• 1 3/16"-thick shelf: Low-Pressure Laminate or High-Pressure Laminate price group 1</li> <li>• 3 mm radius profile edge: plastic</li> <li>• Support brackets: paint price group 1</li> </ul>	<ol style="list-style-type: none"> <li>1 Style number</li> <li>2 Low-Pressure Laminate or High-Pressure Laminate color number for shelf</li> <li>3 Plastic edge band color number for edge</li> <li>4 Paint color number for support bracket</li> <li>5 Options, if selected (see below)</li> </ol> <p>▶ See <i>Surface Materials</i>, page 358.</p>

Options	U.S. Price	Required to Specify
<b>Surface Materials</b> <ul style="list-style-type: none"> <li>• Paint price group 2</li> <li>• Paint price group 3</li> </ul>	+\$ 12 +\$ 28	Specify paint color number. Specify paint color number.
<b>High-Pressure Laminate</b> <ul style="list-style-type: none"> <li>• Laminate price group 2</li> <li>• Laminate price group 3</li> <li>• Open Line laminate</li> </ul>	See information at left See information at left +\$102 plus cost of laminate	Specify laminate color number. Specify laminate color number. ▶ See <i>Surface Materials Reference Manual</i> .

Specification Information						
Dimensions			Style Number	U.S. Base Price	Style Number	U.S. Base Price
D	W	H				
15"	24"	7 3/4"	<b>TSASLCL24</b>	\$187	<b>TSASHCL24</b>	\$234
15"	30"	7 3/4"	<b>TSASLCL30</b>	\$193	<b>TSASHCL30</b>	\$241
15"	36"	7 3/4"	<b>TSASLCL36</b>	\$205	<b>TSASHCL36</b>	\$255
15"	42"	7 3/4"	<b>TSASLCL42</b>	\$220	<b>TSASHCL42</b>	\$272
15"	48"	7 3/4"	<b>TSASLCL48</b>	\$240	<b>TSASHCL48</b>	\$299

# TS Series Under-Worksurface Lateral Files



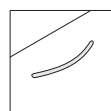
*Tip: TS Series under-worksurface lateral files are only intended for use under a panel-mounted worksurface and can not be used as freestanding.*  
 ▶ See Counterweight Requirements for Storage Products, pages 7–14.

*Tip: When filing with tabs, hanging file frames should be ordered, as folder's tabs may interfere with the opening and closing of each drawer.*

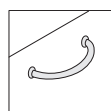
Standard Includes	Required to Specify
▶ Need help? Product details, page 30 <ul style="list-style-type: none"> <li>Lateral file: paint price group 1</li> <li>Pulls: metal</li> <li>Lock face ring with plastic plug to accommodate lock cylinder: 9201 Polished Chrome</li> <li>Adjustable glides: black plastic</li> <li>Hanging file frames for letter, legal, and A-4 filing: black</li> <li>Attachment hardware</li> </ul>	1 Style number 2 Paint color number for lateral file 3 Pull (see below under required selections) 4 Options, if selected (see below) ▶ See <i>Surface Materials</i> , page 358. <i>Tip: Remember to specify lock cylinder and key.</i> ▶ <i>Lock Cylinders</i> , page 369

## Required Selections

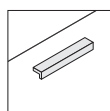
### Pulls



Contemporary



Handle



Ledge

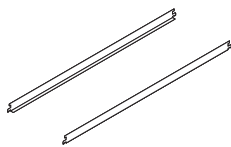
	Options	U.S. Price	Required to Specify
<b>Surface Materials</b>	<ul style="list-style-type: none"> <li>Paint price group 2</li> <li>Paint price group 3</li> </ul>	+\$12 +\$28	Specify paint color number. Specify paint color number.
<b>Pulls</b>	<ul style="list-style-type: none"> <li>Contemporary pulls</li> <li>Handle pulls</li> <li>Ledge pulls: 7207 Black</li> <li>Ledge pulls: 4799 Platinum Metallic</li> </ul>	No cost No cost No cost +\$ 7	Specify <i>with contemporary pulls</i> . Specify <i>with handle pulls</i> . Specify <i>with 7207 Black ledge pulls</i> . Specify <i>with 4799 Platinum Metallic ledge pulls</i> .
<b>Related Products</b>	<ul style="list-style-type: none"> <li>Lateral file drawer dividers</li> <li>Lateral file front-to-back rails</li> <li>Lateral file side-to-side hanging file frames</li> </ul>		▶ Page 178 ▶ Page 179 ▶ Page 178

## Specification Information

Dimensions			Counterweight Package	Style Number	U.S. Base Price
D	W	H			
18¼"	30½"	27"	Not required	<b>TS2F230UL</b>	\$1101
18¼"	36"	27"	Not required	<b>TS2F236UL</b>	\$1221
.	.	.	.	.	.



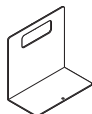
## Lateral File Side-to-Side Hanging File Frames



Standard Includes			Required to Specify	
<p>▶ Need help? Product details, page 30</p>			<p>• Pair of hanging file frames to accommodate side-to-side filing: black paint</p>	
<p>Style number</p>				
Specification Information				
• Dimensions			• Style	• U.S.
D	W	H	Number	Price
For Use with 30"W Freestanding Lateral File Drawer				
1/8"	26 1/2"	1"	TS2FHF30A	\$44
For Use with 30 1/2"W Under-Worksurface Lateral File Drawer				
1/8"	27"	1"	TS2FHF30	\$45
For Use with 36"W Lateral File Drawer				
1/8"	33"	1"	TS2FHF36	\$51

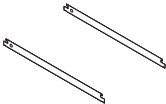
Tip: For use with 36"W freestanding or under-worksurface lateral files.

## Lateral File Drawer Dividers



Standard Includes			Required to Specify
<p>▶ Need help? Product details, page 30</p> <ul style="list-style-type: none"><li>• Package of three under-worksurface lateral file drawer dividers: black paint</li></ul>			Style number
Specification Information			
• Dimensions			• Style
D	W	H	Number
4"	8"	7 <sup>9</sup> / <sub>16</sub> "	TS2FDV
			• U.S. Price
			\$70

Lateral File Front-to-Back Rails



Standard Includes		Required to Specify
▶ Need help? Product details, page 30	• Pair of rails to accommodate front-to-back filing: black paint	Style number

Specification Information				
Dimensions			Style	U.S.
D	W	H	Number	Price
1"	15"	1/2"	TS2FFTBR	\$17

Counterweight Packages

For Use with TS Series Freestanding Lateral Files Only



Standard Includes		Required to Specify
▶ Need help? Product details, page 30	• Counterweight: black only • Attachment hardware	Style number

Specification Information		
Package Name	Style Number	U.S. Price
Package 1	TS2CW1	\$344
Package 2	TS2CW2	\$379

---

# Specifying Universal Steel Storage Products

## Universal Pedestals

Universal Fixed Pedestals	190
Universal Pedestal Fillers and Counterweights	192

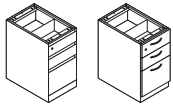
## Universal Bins and Shelves

Universal Sliding Door Bins with Steel, Laminate, or Wood Fronts	198
Universal Over the Case Bins with Flat Fronts	200
Universal In the Case Bins with Steel, Laminate, or Wood Flat Fronts	204
Universal Shelves	210
Accessories for Universal Bins and Universal Shelves	213

<b>Slim Shelves</b>	<b>220</b>
---------------------	------------

# Universal Fixed Pedestals

With Flush Steel, Proud Steel, Proud Laminate, or Proud Wood Fronts

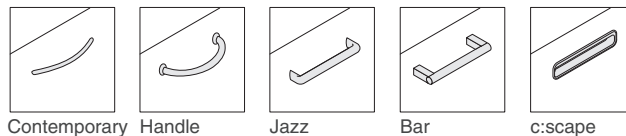


*Tip: Counterweight packages are required to ensure product stability and are ordered as an option or separately. Product specification pages indicate the correct counterweight package for each style number and any exceptions where counterweights are not required.*  
 ▶ See Counterweight Requirements for Storage Products, pages 7–14.

Standard Includes		Required to Specify
▶ Need help? Product details, page 48	<ul style="list-style-type: none"> <li>• Pedestal: paint price group 1</li> <li>• Removable drawer fronts: paint to match pedestal, laminate price group 1 if proud laminate front selected, or wood group 1 veneer if proud wood front selected</li> <li>• Integral pulls on units with flush steel fronts</li> <li>• Pulls: metal</li> <li>• Full drawer interiors: black only               <ul style="list-style-type: none"> <li>– One pencil tray and two box drawer dividers per box/file</li> </ul> </li> <li>• Lock, keyed random: 9201 Polished Chrome</li> <li>• Mounting hardware</li> <li>• Four adjustable leveling glides</li> </ul>	1 Style number with appropriate front style suffix in the space provided <b>F</b> Flush steel front <b>P</b> Proud steel front <b>L</b> Proud laminate front <b>W</b> Proud wood front 2 Paint color number for pedestal 3 Laminate color number for drawer fronts, if proud laminate fronts selected 4 Wood color number for drawer fronts, if proud wood fronts selected 5 Pull (see below under Required Selections) 6 Metal color number for pulls, if proud steel, proud laminate, or proud wood front selected 7 Options, if selected (see below) ▶ See Surface Materials, page 358.

## Required Selections

### Pulls



Contemporary

Handle

Jazz

Bar

c:scape

**For wood group 2, wood group 3, laminate price group 2, and laminate price group 3 pricing, please refer to the electronic catalog or SmartTools.**

Options	U.S. Price	Required to Specify
<b>Surface Materials</b> <ul style="list-style-type: none"> <li>• Paint price group 1</li> <li>• Paint price group 2</li> <li>• Paint price group 3</li> </ul>	No cost +\$ 65 +\$111	Specify paint color number. Specify paint color number. Specify paint color number.
<ul style="list-style-type: none"> <li>• Laminate price group 1 on proud laminate drawer fronts</li> <li>• Laminate price group 2 on proud laminate drawer fronts</li> <li>• Laminate price group 3 on proud laminate drawer fronts</li> <li>• Open Line laminate on proud laminate drawer fronts</li> </ul>	Prices at right See information at left See information at left +\$102 plus cost of laminate	Specify laminate color number. Specify laminate color number. Specify laminate color number. ▶ See Surface Materials Reference Manual.
<ul style="list-style-type: none"> <li>• Wood group 2 on proud wood drawer fronts</li> <li>• Wood group 3 on proud wood drawer fronts</li> <li>• Customiz stain on proud wood drawer fronts</li> </ul>	See information at left See information at left No cost	Specify wood color number. Specify wood color number. Specify with Customiz stain. ▶ See Surface Materials Reference Manual.
<b>Pulls for Flush Steel Fronts</b> <ul style="list-style-type: none"> <li>• Full-width wood veneer pull</li> <li>• Customiz stain on wood veneer pull</li> </ul>	+\$390 No cost	Specify with wood pull and indicate wood color number. Specify with Customiz stain. ▶ See Surface Materials Reference Manual.
<b>Pulls</b> <ul style="list-style-type: none"> <li>• Proud steel, laminate, or wood fronts</li> <li>• Contemporary</li> <li>• Handle</li> <li>• Jazz</li> <li>• Bar</li> </ul>	No cost No cost +\$ 28 per pull +\$ 43 per pull	Specify with contemporary pull. Specify with handle pull. Specify with jazz pull. Specify with bar pull.
<b>Proud steel fronts only</b> <ul style="list-style-type: none"> <li>• c:scape</li> </ul>	+\$ 48 per pull	Specify with c:scape pull.

▶ Options, continued on next page

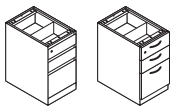
## ► Options, continued from previous page

	Options	U.S. Price	Required to Specify
<b>Drawer Accessories</b>	<b>Rails</b> <ul style="list-style-type: none"> <li>Two side-to-side hanging rails per file drawer</li> </ul>	No cost	Specify <i>with rails</i> .
<b>Basic Drawer Interiors</b>	<b>18"D, 24"D, and 30"D box/box/file pedestals</b> <ul style="list-style-type: none"> <li>No rails, pencil trays, or box drawer dividers</li> </ul>	–\$ 80	Specify <i>with basic drawers</i> .
<b>Lock and Keying</b>	<b>Lock</b> <ul style="list-style-type: none"> <li>Ember Chrome</li> <li>No lock</li> </ul>	No cost –\$101	Specify <i>with 9250 Ember Chrome lock</i> . Specify <i>with no lock</i> .
	<b>Individual locking drawers</b> <ul style="list-style-type: none"> <li>File/file pedestals only</li> </ul>	+\$191	Specify <i>with individual drawer lock</i> .
	<b>Keying</b> <ul style="list-style-type: none"> <li>Factory- and field-installed keying</li> </ul>		► Page 368
<b>Related Products</b>	<ul style="list-style-type: none"> <li>Universal fixed to freestanding pedestal conversion kits</li> <li>Storage accessories</li> </ul>		► Page 193 ► Page 302

## Specification Information

Dimensions		W	H	Counter-weight Package	Style Number	U.S. Base Prices			
D						Flush Steel Front	Proud Steel/Lam/Wood Front	Flush Steel Front	Proud Steel Front
						Suffix F	Suffix P	Suffix L	Suffix W

Tip: Your specification is not complete until you add a suffix to the style number to define the front style (for example, RPF1827A\_\_ becomes RPF1827AP for proud steel front).



Tip: Use 27"H pedestals to align with Universal Storage with 3" base. 27"H pedestals support worksurfaces at 28½"H.

Tip: Only 22½"D, 23½"D, 28½"D, and 29½"D pedestals can accommodate legal-size filing.

## 27"H Fixed Pedestals with 3" Base

## Two Box Drawers and One File Drawer

17½"	18¾"	15"	27"	RPCW	<b>RPF1827A__</b>	\$ 908	\$1007	\$1277	\$1385
22½"	23½"	15"	27"	RPCW	<b>RPF2427A__</b>	\$ 991	\$1090	\$1360	\$1468
28½"	29½"	15"	27"	RPCW	<b>RPF3027A__</b>	\$1191	\$1290	\$1560	\$1668

## Two File Drawers

17½"	18¾"	15"	27"	RPCW	<b>RPF1827B__</b>	\$ 879	\$ 978	\$1248	\$1356
22½"	23½"	15"	27"	RPCW	<b>RPF2427B__</b>	\$ 962	\$1061	\$1331	\$1439
28½"	29½"	15"	27"	RPCW	<b>RPF3027B__</b>	\$1162	\$1261	\$1531	\$1639

# Universal Pedestal Fillers and Counterweights

## Universal Pedestal Fillers for 27"H Fixed Pedestals with Flush and Proud Fronts



Standard Includes	Required to Specify
<ul style="list-style-type: none"> <li>Need help? Product details, page 49</li> <li>Filler: all paint price groups</li> <li>Installation hardware</li> </ul>	<ul style="list-style-type: none"> <li>1 Style number</li> <li>2 Paint color number for filler</li> </ul>

### Specification Information

Dimensions		Application	Style Number	U.S. Price
D	H			
Flush Steel Front	Proud Steel/Wood Front			

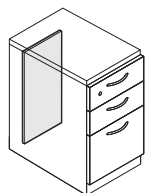
### Pedestal Fillers for 27"H Fixed Pedestals with Flush Steel Fronts

13/8"	N.A.	27"	Answer and Kick Panels	<b>RPXFTAKFP</b>	\$107
13/8"	N.A.	27"	Montage Frames	<b>RPXFMONFP</b>	\$107

### Pedestal Fillers for 27"H Fixed Pedestals with Proud Fronts

N.A.	1/2"	27"	Answer and Kick Panels	<b>RPXFTAKPP</b>	\$107
N.A.	1/2"	27"	Montage Frames	<b>RPXFMONPP</b>	\$107
N.A.	1/2"	27"	Avenir Panels	<b>RPXFAVPP</b>	\$107
N.A.	1/2"	27"	Montage Frames	<b>RPXFMONPPOM</b>	\$107

## Universal Pedestal Counterweight



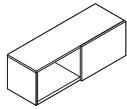
Standard Includes	Required to Specify
<ul style="list-style-type: none"> <li>Need help? Product details, page 49</li> <li>Pedestal counterweight: black</li> </ul>	<ul style="list-style-type: none"> <li>Style number</li> </ul>

### Specification Information

Style Number	U.S. Price
<b>RPCW</b>	\$221

# Universal Sliding Door Bins with Steel, Laminate, or Wood Fronts

For Use with Answer, Kick, Avenir, Montage, and V.I.A.



► Need help?  
Product details,  
page 52

## Standard Includes

- Overhead bin: paint price group 1
- Sliding door: paint price group 1, laminate price group 1, or wood group 1
- Recess beneath unit to accommodate shelf light
- Shelf backstop
- On-module attachment brackets with safety catch: black paint only
- Lock, keyed random: 9201 Polished Chrome

## Required to Specify

- 1 Style number
  - 2 Paint color number for overhead bin
  - 3 Paint, laminate, or wood color number for door
  - 4 Options, if selected (see below)
- See *Surface Materials*, page 358.

**For wood group 2, wood group 3, laminate price group 2, and laminate price group 3 pricing, please refer to the electronic catalog or SmartTools.**

*Tip: Maximum width for a horizontal off-module bin mounted on an enhanced off-module Montage panel is 48"W.*

*Tip: Upmount brackets include steel back to enclose storage bin.*

	Options	U.S. Price	Required to Specify
<b>Surface Materials</b>	<b>Overhead bin with one steel door</b>		
	<ul style="list-style-type: none"> <li>• Paint price group 1</li> <li>• Paint price group 2</li> <li>• Paint price group 3</li> </ul>	No cost +\$ 65 +\$111	Specify paint color number. Specify paint color number. Specify paint color number.
	<b>Overhead bin with one laminate or wood door</b>		
	<ul style="list-style-type: none"> <li>• Paint price group 1</li> <li>• Paint price group 2</li> <li>• Paint price group 3</li> <li>• Laminate price group 1 door</li> <li>• Laminate price group 2 door</li> <li>• Laminate price group 3 door</li> <li>• Open Line laminate on door</li> <li>• Wood group 2 on wood door</li> <li>• Wood group 3 on wood door</li> <li>• Customiz stain on wood door</li> </ul>	No cost +\$ 65 +\$101 Prices at right See information at left See information at left +\$102 plus cost of laminate See information at left See information at left No cost	Specify paint color number. Specify paint color number. Specify paint color number. Specify laminate color number. Specify laminate color number. Specify laminate color number. ► See <i>Surface Materials Reference Manual</i> . Specify wood color number. Specify wood color number. Specify with <i>Customiz stain</i> . ► See <i>Surface Materials Reference Manual</i> .
<b>Brackets</b>	<b>Upmount brackets</b>		
	<ul style="list-style-type: none"> <li>• Upmount kit</li> </ul>	+\$288	Specify with upmount kit.
	<b>No brackets</b>		
	<ul style="list-style-type: none"> <li>• Omit brackets</li> </ul>	-\$ 31	Specify omit brackets.
<b>Shelf Accessories</b>	<ul style="list-style-type: none"> <li>• Four dividers: white plastic</li> </ul>	+\$ 76	Specify with dividers.
<b>Lock and Keying</b>	<b>Lock</b>		
	<ul style="list-style-type: none"> <li>• No lock</li> <li>• Ember Chrome</li> </ul>	-\$104 No cost	Specify with no lock. Specify with 9250 Ember Chrome lock.
	<b>Keying</b>		
	<ul style="list-style-type: none"> <li>• Factory- and field-installed keying</li> </ul>		► Page 368
<b>Related Products</b>	<ul style="list-style-type: none"> <li>• Accessories</li> <li>• Shelf lights</li> </ul>		► Page 213 ► Page 344

### Specification Information

Dimensions	Style	U.S.	Style	U.S.	Style	U.S.
D W H	Number	Base Price	Number	Base Price	Number	Base Price

Steel Fronts	Laminate Fronts	Wood Fronts
--------------	-----------------	-------------

#### Bins for Use with Answer and Kick

15¾"	36"	16¼"	<b>RSB36TAK</b>	\$1050	<b>RSB36LTAK</b>	\$1602	<b>RSB36WTAK</b>	\$1646
15¾"	42"	16¼"	<b>RSB42TAK</b>	\$1088	<b>RSB42LTAK</b>	\$1640	<b>RSB42WTAK</b>	\$1684
15¾"	48"	16¼"	<b>RSB48TAK</b>	\$1119	<b>RSB48LTAK</b>	\$1671	<b>RSB48WTAK</b>	\$1715
15¾"	60"	16¼"	<b>RSB60TAK</b>	\$1693	<b>RSB60LTAK</b>	\$2692	<b>RSB60WTAK</b>	\$2736
15¾"	66"	16¼"	<b>RSB66TAK</b>	\$1784	<b>RSB66LTAK</b>	\$2783	<b>RSB66WTAK</b>	\$2827
15¾"	72"	16¼"	<b>RSB72TAK</b>	\$1852	<b>RSB72LTAK</b>	\$2851	<b>RSB72WTAK</b>	\$2895

#### Bins for Use with Avenir

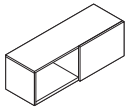
15¾"	36"	16¼"	<b>RSB36AVR</b>	\$1050	<b>RSB36LAVR</b>	\$1602	<b>RSB36WAVR</b>	\$1646
15¾"	42"	16¼"	<b>RSB42AVR</b>	\$1088	<b>RSB42LAVR</b>	\$1640	<b>RSB42WAVR</b>	\$1684
15¾"	48"	16¼"	<b>RSB48AVR</b>	\$1119	<b>RSB48LAVR</b>	\$1671	<b>RSB48WAVR</b>	\$1715
15¾"	60"	16¼"	<b>RSB60AVR</b>	\$1693	<b>RSB60LAVR</b>	\$2692	<b>RSB60WAVR</b>	\$2736
15¾"	66"	16¼"	<b>RSB66AVR</b>	\$1784	<b>RSB66LAVR</b>	\$2783	<b>RSB66WAVR</b>	\$2827
15¾"	72"	16¼"	<b>RSB72AVR</b>	\$1852	<b>RSB72LAVR</b>	\$2851	<b>RSB72WAVR</b>	\$2895

#### Bins for Use with Montage

15¾"	36"	16¼"	<b>RSB36MON</b>	\$1050	<b>RSB36LMON</b>	\$1602	<b>RSB36WMON</b>	\$1646
15¾"	42"	16¼"	<b>RSB42MON</b>	\$1088	<b>RSB42LMON</b>	\$1640	<b>RSB42WMON</b>	\$1684
15¾"	48"	16¼"	<b>RSB48MON</b>	\$1119	<b>RSB48LMON</b>	\$1671	<b>RSB48WMON</b>	\$1715
15¾"	60"	16¼"	<b>RSB60MON</b>	\$1693	<b>RSB60LMON</b>	\$2692	<b>RSB60WMON</b>	\$2736
15¾"	66"	16¼"	<b>RSB66MON</b>	\$1784	<b>RSB66LMON</b>	\$2783	<b>RSB66WMON</b>	\$2827
15¾"	72"	16¼"	<b>RSB72MON</b>	\$1852	<b>RSB72LMON</b>	\$2851	<b>RSB72WMON</b>	\$2895

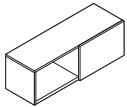
#### Bins for Use with V.I.A.

15¾"	36"	16¼"	<b>RSB36VIA</b>	\$1050	<b>RSB36LVIA</b>	\$1602	<b>RSB36WVIA</b>	\$1646
15¾"	42"	16¼"	<b>RSB42VIA</b>	\$1088	<b>RSB42LVIA</b>	\$1640	<b>RSB42WVIA</b>	\$1684
15¾"	48"	16¼"	<b>RSB48VIA</b>	\$1119	<b>RSB48LVIA</b>	\$1671	<b>RSB48WVIA</b>	\$1715
15¾"	60"	16¼"	<b>RSB60VIA</b>	\$1693	<b>RSB60LVIA</b>	\$2692	<b>RSB60WVIA</b>	\$2736
15¾"	66"	16¼"	<b>RSB66VIA</b>	\$1784	<b>RSB66LVIA</b>	\$2783	<b>RSB66WVIA</b>	\$2827
15¾"	72"	16¼"	<b>RSB72VIA</b>	\$1852	<b>RSB72LVIA</b>	\$2851	<b>RSB72WVIA</b>	\$2895

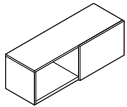
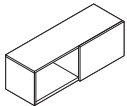


Tip: Overhead storage bins with a **"TAK"** suffix can be used with Privacy Wall as well.

► See Architectural Solutions Specification Guide for attachment information.



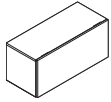
Tip: Wood group 2 and 3 are not available on Avenir.





# Universal Over the Case Bins with Flat Fronts

For Use with Answer, Kick, Avenir, Montage, and V.I.A.



	Standard Includes	Required to Specify
► Need help? Product details, page 56	<ul style="list-style-type: none"> <li>Overhead bin with lift-up door: paint price group 1</li> <li>Recess beneath unit to accommodate shelf light</li> <li>Shelf backstop</li> <li>On-module attachment brackets with safety catch: black paint only</li> <li>Picture frame door acrylic insert, if selected: 6538 Satin only</li> <li>Picture frame door glass insert, if selected: 6580 Ice White only</li> <li>Lock, keyed random: 9201 Polished Chrome</li> </ul>	1 Style number 2 Paint color number for overhead bin 3 Options, if selected (see below) ► See <i>Surface Materials</i> , page 358.

	Options	U.S. Price	Required to Specify
<b>Surface Materials</b>	<b>Overhead bin with one door</b>		
	<ul style="list-style-type: none"> <li>Paint price group 1</li> <li>Paint price group 2</li> <li>Paint price group 3</li> </ul>	No cost +\$ 65 +\$111	Specify paint color number. Specify paint color number. Specify paint color number.
	<b>Overhead bin with two doors</b>		
	<ul style="list-style-type: none"> <li>Paint price group 1</li> <li>Paint price group 2</li> <li>Paint price group 3</li> </ul>	No cost +\$ 88 +\$155	Specify paint color number. Specify paint color number. Specify paint color number.
<b>Brackets</b>	<b>Upmount brackets</b>		
	<ul style="list-style-type: none"> <li>Upmount kit</li> </ul>	+\$288	Specify <i>with upmount kit</i> .
	<b>No brackets</b>		
	<ul style="list-style-type: none"> <li>Omit brackets</li> </ul>	-\$ 31	Specify <i>omit brackets</i> .

Tip: Maximum width for a horizontal off-module bin mounted on an enhanced off-module Montage panel is 48"W.

Tip: Upmount brackets include steel back to enclose storage bin.

Tip: When ordering the omit insert option, remember that custom material cannot be factory installed. Custom material must be ordered from a material vendor.

Tip: A door assist mechanism cannot be used with an acrylic door insert.

Tip: Overhead storage bins and shelves with a "TAK" suffix can be used with Privacy Wall as well.

► See *Architectural Solutions Specification Guide* for attachment information.

Tip: Units specified with no lock will still have a plugged hole and visible slot in the shelf where locking components would be.

<b>Door Mechanism</b>	<ul style="list-style-type: none"> <li>Assist mechanism for standard door, glass insert, or omit insert</li> </ul>	+\$288 per door	Specify <i>with assist mechanism</i> .
<b>Shelf Accessories</b>	<ul style="list-style-type: none"> <li>Four dividers: white plastic</li> </ul>	+\$ 76	Specify <i>with dividers</i> .
<b>Lock and Keying</b>	<b>Lock</b>		
	<ul style="list-style-type: none"> <li>No lock</li> <li>Ember Chrome</li> </ul>	-\$104 per door No cost	Specify <i>with no lock</i> . Specify <i>with 9250 Ember Chrome lock</i> .
	<b>Keying</b>		
	<ul style="list-style-type: none"> <li>Factory- and field-installed keying</li> </ul>		► Page 368
<b>Related Products</b>	<ul style="list-style-type: none"> <li>Accessories</li> <li>Shelf lights</li> </ul>		► Page 213 ► Page 344

### Specification Information

Dimensions D W H	Number of Doors	Style Number	U.S. Base Price	Options (Add \$ to Base Price)		
				Picture Frame Insert	Door Insert	Acrylic Glass Insert

### Bins with Flat Fronts for Use with Answer and Kick

15¾"	24"	16¼"	1	<b>RBB24QTAK</b>	\$ 941	+\$403	+\$ 574	+\$ 688
15¾"	30"	16¼"	1	<b>RBB30QTAK</b>	\$ 979	+\$425	+\$ 607	+\$ 735
15¾"	36"	16¼"	1	<b>RBB36QTAK</b>	\$1026	+\$447	+\$ 635	+\$ 780
15¾"	42"	16¼"	1	<b>RBB42QTAK</b>	\$1063	+\$464	+\$ 667	+\$ 860
15¾"	48"	16¼"	1	<b>RBB48QTAK</b>	\$1098	+\$484	+\$ 701	+\$ 938
15¾"	60"	16¼"	2	<b>RBB60QTAK</b>	\$1761	+\$795	+\$1107	+\$1398
15¾"	66"	16¼"	2	<b>RBB66QTAK</b>	\$1848	+\$813	+\$1142	+\$1482
15¾"	72"	16¼"	2	<b>RBB72QTAK</b>	\$1915	+\$831	+\$1174	+\$1562

### Bins with Flat Fronts for Use with Avenir

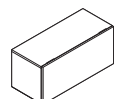
15¾"	24"	16¼"	1	<b>RBB24QAVR</b> <span style="color: red;">✕4/24</span>	\$1032	+\$403	+\$ 574	+\$ 688
15¾"	30"	16¼"	1	<b>RBB30QAVR</b> <span style="color: red;">✕4/24</span>	\$1071	+\$425	+\$ 607	+\$ 735
15¾"	36"	16¼"	1	<b>RBB36QAVR</b> <span style="color: red;">✕4/24</span>	\$1093	+\$447	+\$ 635	+\$ 780
15¾"	42"	16¼"	1	<b>RBB42QAVR</b> <span style="color: red;">✕4/24</span>	\$1131	+\$464	+\$ 667	+\$ 860
15¾"	48"	16¼"	1	<b>RBB48QAVR</b> <span style="color: red;">✕4/24</span>	\$1169	+\$484	+\$ 701	+\$ 938
15¾"	60"	16¼"	2	<b>RBB60QAVR</b> <span style="color: red;">✕4/24</span>	\$1867	+\$795	+\$1107	+\$1398
15¾"	66"	16¼"	2	<b>RBB66QAVR</b> <span style="color: red;">✕4/24</span>	\$1941	+\$813	+\$1142	+\$1482
15¾"	72"	16¼"	2	<b>RBB72QAVR</b> <span style="color: red;">✕4/24</span>	\$2034	+\$831	+\$1174	+\$1562

### Bins with Flat Fronts for Use with Montage

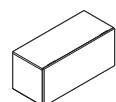
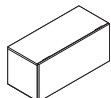
15¾"	24"	16¼"	1	<b>RBB24QMON</b>	\$ 941	+\$403	+\$ 574	+\$ 688
15¾"	30"	16¼"	1	<b>RBB30QMON</b>	\$ 979	+\$425	+\$ 607	+\$ 735
15¾"	36"	16¼"	1	<b>RBB36QMON</b>	\$1026	+\$447	+\$ 635	+\$ 780
15¾"	42"	16¼"	1	<b>RBB42QMON</b>	\$1063	+\$464	+\$ 667	+\$ 860
15¾"	48"	16¼"	1	<b>RBB48QMON</b>	\$1098	+\$484	+\$ 701	+\$ 938
15¾"	60"	16¼"	2	<b>RBB60QMON</b>	\$1761	+\$795	+\$1107	+\$1398
15¾"	66"	16¼"	2	<b>RBB66QMON</b>	\$1848	+\$813	+\$1142	+\$1482
15¾"	72"	16¼"	2	<b>RBB72QMON</b>	\$1915	+\$831	+\$1174	+\$1562

► Specification Information, continued on next page

✕4/24 = Last order entry  
April 14, 2024



Tip: Overhead storage bins and shelves with a **"TAK"** suffix can be used with Privacy Wall as well.  
► See Architectural Solutions Specification Guide for attachment information.



Universal Over the Case Bins with Flat Fronts, For Use with Answer, Kick, Avenir, Montage, and V.I.A., continued

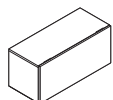
► Specification Information, continued from previous page

**Specification Information**

• Dimensions			• Number of Doors	• Style Number	• U.S. Base Price	• Options (Add \$ to Base Price)		
D	W	H				Picture Frame Door Inserts		
						Omit Insert	Acrylic Insert	Glass Insert

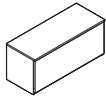
**Bins with Flat Fronts for Use with V.I.A.**

15¾"	24"	16¼"	1	<b>RBB24QVIA</b>	\$ 941	+\$403	+\$ 574	+\$ 688
15¾"	30"	16¼"	1	<b>RBB30QVIA</b>	\$ 979	+\$425	+\$ 607	+\$ 735
15¾"	36"	16¼"	1	<b>RBB36QVIA</b>	\$1026	+\$447	+\$ 635	+\$ 780
15¾"	42"	16¼"	1	<b>RBB42QVIA</b>	\$1063	+\$464	+\$ 667	+\$ 860
15¾"	48"	16¼"	1	<b>RBB48QVIA</b>	\$1098	+\$484	+\$ 701	+\$ 938
15¾"	60"	16¼"	2	<b>RBB60QVIA</b>	\$1761	+\$795	+\$1107	+\$1398
15¾"	66"	16¼"	2	<b>RBB66QVIA</b>	\$1848	+\$813	+\$1142	+\$1482
15¾"	72"	16¼"	2	<b>RBB72QVIA</b>	\$1915	+\$831	+\$1174	+\$1562



# Universal In the Case Bins with Steel, Laminate, or Wood Flat Fronts

For Use with Answer, Kick, Avenir, Montage, and V.I.A.



► Need help?  
Product details,  
page 56

## Standard Includes

- Overhead bin with lift-up door: paint price group 1
- Door on units with laminate door fronts: laminate price group 1
- Door on units with wood door fronts: wood group 1
- Recess beneath unit to accommodate shelf light
- Shelf backstop
- On-module attachment brackets with safety catch: black paint only
- Picture frame door acrylic insert, if selected: 6538 Satin only
- Picture frame door glass insert, if selected: 6580 Ice White only
- Lock, keyed random: 9201 Polished Chrome

## Required to Specify

- 1 Style number
  - 2 Paint color number for bin
  - 3 Laminate color number for door, if laminate door selected.
  - 4 Wood color number for door, if wood door selected.
  - 5 Options, if selected (see below)
- See *Surface Materials*, page 358.

	Options	U.S. Price	Required to Specify
Surface Materials	<b>Overhead bin with one steel door</b>		
	• Paint price group 1	No cost	Specify paint color number.
	• Paint price group 2	+\$ 65	Specify paint color number.
	• Paint price group 3	+\$111	Specify paint color number.
	<b>Overhead bin with two steel doors</b>		
	• Paint price group 1	No cost	Specify paint color number.
	• Paint price group 2	+\$ 88	Specify paint color number.
	• Paint price group 3	+\$155	Specify paint color number.
	<b>Overhead bin with one laminate or wood door</b>		
	• Paint price group 1	No cost	Specify paint color number.
	• Paint price group 2	+\$ 65	Specify paint color number.
	• Paint price group 3	+\$101	Specify paint color number.
	• Laminate price group 1 on laminate door	Prices at right	Specify laminate color number.
	• Laminate price group 2 on laminate door	See information at left	Specify laminate color number.
	• Laminate price group 3 on laminate door	See information at left	Specify laminate color number.
	• Open Line laminate on laminate door	+\$102 plus cost of laminate	► See <i>Surface Materials Reference Manual</i> .
	• Wood group 2 on wood door	See information at left	Specify wood color number.
	• Wood group 3 on wood door	See information at left	Specify wood color number.
	• Customiz stain on wood door	No cost	Specify with <i>Customiz stain</i> .
	<b>Overhead bin with two laminate or wood doors</b>		
	• Paint price group 1	No cost	Specify paint color number.
	• Paint price group 2	+\$ 88	Specify paint color number.
	• Paint price group 3	+\$135	Specify paint color number.
	• Laminate price group 1 on laminate doors	Prices at right	Specify laminate color number.
	• Laminate price group 2 on laminate doors	See information at left	Specify laminate color number.
	• Laminate price group 3 on laminate doors	See information at left	Specify laminate color number.
	• Open Line laminate on laminate doors	+\$102 plus cost of laminate	► See <i>Surface Materials Reference Manual</i> .
	• Wood group 2 on wood doors	See information at left	Specify wood color number.
	• Wood group 3 on wood doors	See information at left	Specify wood color number.
	• Customiz stain on wood doors	No cost	Specify with <i>Customiz stain</i> .
	► See <i>Surface Materials Reference Manual</i> .		

► Options, continued on next page

**For wood group 2, wood group 3, laminate price group 2, and laminate price group 3 pricing, please refer to the electronic catalog or SmartTools.**

► Options, continued from previous page

	Options	U.S. Price	Required to Specify
<b>Brackets</b>	<b>Upmount brackets</b>		
	• Upmount kit	+\$288	Specify with upmount kit.
	<b>No brackets</b>		
	• Omit brackets	-\$ 31	Specify omit brackets.
<b>Door Mechanism</b>	• Assist mechanism for standard door, glass insert, or omit insert	+\$288 per door	Specify with assist mechanism.
<b>Shelf Accessories</b>	• Four dividers: white plastic	+\$ 76	Specify with dividers.
<b>Lock and Keying</b>	<b>Lock</b>		
	• No lock • Ember Chrome	-\$104 per door No cost	Specify with no lock. Specify with 9250 Ember Chrome lock.
	<b>Keying</b>		
	• Factory- and field-installed keying		► Page 368
<b>Related Products</b>	• Accessories • Shelf lights		► Page 213 ► Page 344

Tip: Maximum width for a horizontal off-module bin mounted on an enhanced off-module Montage panel is 48"W.

Tip: Upmount brackets include steel back to enclose storage bin.

Tip: When ordering the omit insert option, remember that custom material cannot be factory installed. Custom material must be ordered from a material vendor.

Tip: A door assist mechanism cannot be used with an acrylic door insert.

Tip: Units specified with no lock will still have a plugged hole and visible slot in the shelf where locking components would be.

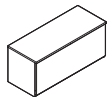
Specification Information

Dimensions			Number of Doors	Style Number	U.S. Base Price	Options (Add \$ to Base Price)		
D	W	H				Picture Insert	Frame Insert	Door Inserts

Bins with Steel Flat Fronts for Use with Answer and Kick

15¾"	24"	16¼"	1	<b>RBB24TAK</b>	\$ 941	+\$403	+\$ 574	+\$ 688
15¾"	30"	16¼"	1	<b>RBB30TAK</b>	\$ 979	+\$425	+\$ 607	+\$ 735
15¾"	36"	16¼"	1	<b>RBB36TAK</b>	\$1026	+\$447	+\$ 635	+\$ 780
15¾"	42"	16¼"	1	<b>RBB42TAK</b>	\$1063	+\$464	+\$ 667	+\$ 860
15¾"	48"	16¼"	1	<b>RBB48TAK</b>	\$1098	+\$484	+\$ 701	+\$ 938
15¾"	60"	16¼"	2	<b>RBB60TAK</b>	\$1761	+\$795	+\$1107	+\$1398
15¾"	66"	16¼"	2	<b>RBB66TAK</b>	\$1848	+\$813	+\$1142	+\$1482
15¾"	72"	16¼"	2	<b>RBB72TAK</b>	\$1915	+\$831	+\$1174	+\$1562

► Specification Information, continued on next page



Tip: Overhead storage bins and shelves with a "TAK" suffix can be used with Privacy Wall as well.

► See Architectural Solutions Specification Guide for attachment information.

Universal In the Case Bins with Steel, Laminate, or Wood Flat Fronts, for Use with Answer, Kick, Avenir, Montage, and V.I.A., continued

► Specification Information, continued from previous page

Specification Information								
Dimensions			Number of Doors	Style Number	U.S. Base Price	Options (Add \$ to Base Price)		
D	W	H				Picture Frame Insert	Door Acrylic Insert	Inserts Glass

**Bins with Steel Flat Fronts for Use with Avenir**

15¾"	24"	16¼"	1	<b>RBB24AVR</b> <span style="color: red;">✕4/24</span>	\$1032	+\$403	+\$ 574	+\$ 688
15¾"	30"	16¼"	1	<b>RBB30AVR</b> <span style="color: red;">✕4/24</span>	\$1071	+\$425	+\$ 607	+\$ 735
15¾"	36"	16¼"	1	<b>RBB36AVR</b> <span style="color: red;">✕4/24</span>	\$1093	+\$447	+\$ 635	+\$ 780
15¾"	42"	16¼"	1	<b>RBB42AVR</b> <span style="color: red;">✕4/24</span>	\$1131	+\$464	+\$ 667	+\$ 860
15¾"	48"	16¼"	1	<b>RBB48AVR</b> <span style="color: red;">✕4/24</span>	\$1169	+\$484	+\$ 701	+\$ 938
15¾"	60"	16¼"	2	<b>RBB60AVR</b> <span style="color: red;">✕4/24</span>	\$1805	+\$795	+\$1107	+\$1398
15¾"	66"	16¼"	2	<b>RBB66AVR</b> <span style="color: red;">✕4/24</span>	\$1878	+\$813	+\$1142	+\$1482
15¾"	72"	16¼"	2	<b>RBB72AVR</b> <span style="color: red;">✕4/24</span>	\$2034	+\$831	+\$1174	+\$1562

**Bins with Steel Flat Fronts for Use with Montage**

15¾"	24"	16¼"	1	<b>RBB24MON</b>	\$ 941	+\$403	+\$ 574	+\$ 688
15¾"	30"	16¼"	1	<b>RBB30MON</b>	\$ 979	+\$425	+\$ 607	+\$ 735
15¾"	36"	16¼"	1	<b>RBB36MON</b>	\$1026	+\$447	+\$ 635	+\$ 780
15¾"	42"	16¼"	1	<b>RBB42MON</b>	\$1063	+\$464	+\$ 667	+\$ 860
15¾"	48"	16¼"	1	<b>RBB48MON</b>	\$1098	+\$484	+\$ 701	+\$ 938
15¾"	60"	16¼"	2	<b>RBB60MON</b>	\$1761	+\$795	+\$1107	+\$1398
15¾"	66"	16¼"	2	<b>RBB66MON</b>	\$1848	+\$813	+\$1142	+\$1482
15¾"	72"	16¼"	2	<b>RBB72MON</b>	\$1915	+\$831	+\$1174	+\$1562

**Bins with Steel Flat Fronts for Use with V.I.A.**

15¾"	24"	16¼"	1	<b>RBB24VIA</b>	\$ 941	+\$403	+\$ 574	+\$ 688
15¾"	30"	16¼"	1	<b>RBB30VIA</b>	\$ 979	+\$425	+\$ 607	+\$ 735
15¾"	36"	16¼"	1	<b>RBB36VIA</b>	\$1026	+\$447	+\$ 635	+\$ 780
15¾"	42"	16¼"	1	<b>RBB42VIA</b>	\$1063	+\$464	+\$ 667	+\$ 860
15¾"	48"	16¼"	1	<b>RBB48VIA</b>	\$1098	+\$484	+\$ 701	+\$ 938
15¾"	60"	16¼"	2	<b>RBB60VIA</b>	\$1761	+\$795	+\$1107	+\$1398
15¾"	66"	16¼"	2	<b>RBB66VIA</b>	\$1848	+\$813	+\$1142	+\$1482
15¾"	72"	16¼"	2	<b>RBB72VIA</b>	\$1915	+\$831	+\$1174	+\$1562

► Specification Information, continued on next page

✕4/24 = Last order entry  
April 14, 2024

► Specification Information, continued from previous page

**Specification Information**

• Dimensions	• Number	• Style	• U.S.
D W H	of Doors	Number	Base
			Price

**Bins with Laminate Flat Fronts for Use with Answer and Kick**

15¾"	24"	16¼"	1	<b>RBB24LTAK</b>	\$1493
15¾"	30"	16¼"	1	<b>RBB30LTAK</b>	\$1531
15¾"	36"	16¼"	1	<b>RBB36LTAK</b>	\$1578
15¾"	42"	16¼"	1	<b>RBB42LTAK</b>	\$1615
15¾"	48"	16¼"	1	<b>RBB48LTAK</b>	\$1650
15¾"	60"	16¼"	2	<b>RBB60LTAK</b>	\$2760
15¾"	66"	16¼"	2	<b>RBB66LTAK</b>	\$2847
15¾"	72"	16¼"	2	<b>RBB72LTAK</b>	\$2914

**Bins with Laminate Flat Fronts for Use with Avenir**

15¾"	24"	16¼"	1	<b>RBB24LAVR</b> <span style="color: red;">X4/24</span>	\$1584
15¾"	30"	16¼"	1	<b>RBB30LAVR</b> <span style="color: red;">X4/24</span>	\$1623
15¾"	36"	16¼"	1	<b>RBB36LAVR</b> <span style="color: red;">X4/24</span>	\$1645
15¾"	42"	16¼"	1	<b>RBB42LAVR</b> <span style="color: red;">X4/24</span>	\$1683
15¾"	48"	16¼"	1	<b>RBB48LAVR</b> <span style="color: red;">X4/24</span>	\$1721
15¾"	60"	16¼"	2	<b>RBB60LAVR</b> <span style="color: red;">X4/24</span>	\$2804
15¾"	66"	16¼"	2	<b>RBB66LAVR</b> <span style="color: red;">X4/24</span>	\$2877
15¾"	72"	16¼"	2	<b>RBB72LAVR</b> <span style="color: red;">X4/24</span>	\$3033

**Bins with Laminate Flat Fronts for Use with Montage**

15¾"	24"	16¼"	1	<b>RBB24LMON</b>	\$1493
15¾"	30"	16¼"	1	<b>RBB30LMON</b>	\$1531
15¾"	36"	16¼"	1	<b>RBB36LMON</b>	\$1578
15¾"	42"	16¼"	1	<b>RBB42LMON</b>	\$1615
15¾"	48"	16¼"	1	<b>RBB48LMON</b>	\$1650
15¾"	60"	16¼"	2	<b>RBB60LMON</b>	\$2760
15¾"	66"	16¼"	2	<b>RBB66LMON</b>	\$2847
15¾"	72"	16¼"	2	<b>RBB72LMON</b>	\$2914

► Specification Information, continued on next page

X4/24 = Last order entry  
April 14, 2024

Universal In the Case Bins with Steel, Laminate, or Wood Flat Fronts, for Use with Answer, Kick, Avenir, Montage, and V.I.A., continued

► Specification Information, continued from previous page

**Specification Information**

• Dimensions			• Number of Doors	• Style Number	• U.S. Base Price
D	W	H			

**Bins with Laminate Flat Fronts for Use with V.I.A.**

15¾"	24"	16¼"	1	<b>RBB24LVIA</b>	\$1493
15¾"	30"	16¼"	1	<b>RBB30LVIA</b>	\$1531
15¾"	36"	16¼"	1	<b>RBB36LVIA</b>	\$1578
15¾"	42"	16¼"	1	<b>RBB42LVIA</b>	\$1615
15¾"	48"	16¼"	1	<b>RBB48LVIA</b>	\$1650
15¾"	60"	16¼"	2	<b>RBB60LVIA</b>	\$2760
15¾"	66"	16¼"	2	<b>RBB66LVIA</b>	\$2847
15¾"	72"	16¼"	2	<b>RBB72LVIA</b>	\$2914

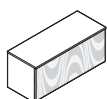
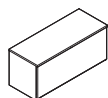
**Bins with Wood Flat Fronts for Use with Answer and Kick**

15¾"	24"	16¼"	1	<b>RBB24WTAK</b>	\$1537
15¾"	30"	16¼"	1	<b>RBB30WTAK</b>	\$1575
15¾"	36"	16¼"	1	<b>RBB36WTAK</b>	\$1622
15¾"	42"	16¼"	1	<b>RBB42WTAK</b>	\$1659
15¾"	48"	16¼"	1	<b>RBB48WTAK</b>	\$1694
15¾"	60"	16¼"	2	<b>RBB60WTAK</b>	\$2804
15¾"	66"	16¼"	2	<b>RBB66WTAK</b>	\$2891
15¾"	72"	16¼"	2	<b>RBB72WTAK</b>	\$2958

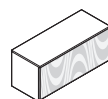
**Bins with Wood Flat Fronts for Use with Avenir**

15¾"	24"	16¼"	1	<b>RBB24WAVR</b> <span style="color: red;">X4/24</span>	\$1628
15¾"	30"	16¼"	1	<b>RBB30WAVR</b> <span style="color: red;">X4/24</span>	\$1667
15¾"	36"	16¼"	1	<b>RBB36WAVR</b> <span style="color: red;">X4/24</span>	\$1689
15¾"	42"	16¼"	1	<b>RBB42WAVR</b> <span style="color: red;">X4/24</span>	\$1727
15¾"	48"	16¼"	1	<b>RBB48WAVR</b> <span style="color: red;">X4/24</span>	\$1765
15¾"	60"	16¼"	2	<b>RBB60WAVR</b> <span style="color: red;">X4/24</span>	\$2848
15¾"	66"	16¼"	2	<b>RBB66WAVR</b> <span style="color: red;">X4/24</span>	\$2921
15¾"	72"	16¼"	2	<b>RBB72WAVR</b> <span style="color: red;">X4/24</span>	\$3077

► Specification Information, continued on next page



Tip: Overhead storage bins and shelves with a **"TAK"** suffix can be used with Privacy Wall as well.  
► See Architectural Solutions Specification Guide for attachment information.



Tip: Wood group 2 and 3 are not available on Avenir.

X4/24 = Last order entry  
April 14, 2024



► Specification Information, continued from previous page

**Specification Information**

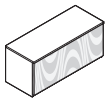
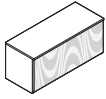
• Dimensions			• Number of Doors	• Style Number	• U.S. Base Price
D	W	H			

**Bins with Wood Flat Fronts for Use with Montage**

15¾"	24"	16¼"	1	<b>RBB24WMON</b>	\$1537
15¾"	30"	16¼"	1	<b>RBB30WMON</b>	\$1575
15¾"	36"	16¼"	1	<b>RBB36WMON</b>	\$1622
15¾"	42"	16¼"	1	<b>RBB42WMON</b>	\$1659
15¾"	48"	16¼"	1	<b>RBB48WMON</b>	\$1694
15¾"	60"	16¼"	2	<b>RBB60WMON</b>	\$2804
15¾"	66"	16¼"	2	<b>RBB66WMON</b>	\$2891
15¾"	72"	16¼"	2	<b>RBB72WMON</b>	\$2958

**Bins with Wood Flat Fronts for Use with V.I.A.**

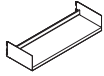
15¾"	24"	16¼"	1	<b>RBB24WVIA</b>	\$1537
15¾"	30"	16¼"	1	<b>RBB30WVIA</b>	\$1575
15¾"	36"	16¼"	1	<b>RBB36WVIA</b>	\$1622
15¾"	42"	16¼"	1	<b>RBB42WVIA</b>	\$1659
15¾"	48"	16¼"	1	<b>RBB48WVIA</b>	\$1694
15¾"	60"	16¼"	2	<b>RBB60WVIA</b>	\$2804
15¾"	66"	16¼"	2	<b>RBB66WVIA</b>	\$2891
15¾"	72"	16¼"	2	<b>RBB72WVIA</b>	\$2958



# Universal Shelves

## Universal Shelves

For Use with Answer, Kick, Avenir, and Montage



Standard Includes	Required to Specify
<ul style="list-style-type: none"> <li>Need help? Product details, page 60</li> <li>Shelf: paint price group 1</li> <li>Recess beneath unit to accommodate shelf light</li> <li>Shelf backstop</li> <li>On-module attachment hooks with safety catch</li> </ul>	<ul style="list-style-type: none"> <li>1 Style number</li> <li>2 Paint color number for shelf</li> <li>3 Options, if selected (see below)</li> <li>▶ See <i>Surface Materials</i>, page 358.</li> </ul>

Options	U.S. Price	Required to Specify
<b>Surface Materials</b> <ul style="list-style-type: none"> <li>Paint price group 1</li> <li>Paint price group 2</li> <li>Paint price group 3</li> </ul>	<ul style="list-style-type: none"> <li>No cost</li> <li>+\$22</li> <li>+\$36</li> </ul>	<ul style="list-style-type: none"> <li>Specify paint color number.</li> <li>Specify paint color number.</li> <li>Specify paint color number.</li> </ul>
<b>Related Products</b> <ul style="list-style-type: none"> <li>Accessories</li> <li>Shelf lights</li> </ul>		<ul style="list-style-type: none"> <li>▶ Page 213</li> <li>▶ Page 344</li> </ul>

Specification Information				
Dimensions			Style	U.S.
D	W	H	Number	Base
				Price

Tip: Overhead storage bins and shelves with a **"TAK"** suffix can be used with Privacy Wall as well.  
▶ See *Architectural Solutions Specification Guide* for attachment information.

### For Use with Answer and Kick

143/4"	24"	7 1/2"	<b>RSH24TAK</b>	\$307
143/4"	30"	7 1/2"	<b>RSH30TAK</b>	\$322
143/4"	36"	7 1/2"	<b>RSH36TAK</b>	\$340
143/4"	42"	7 1/2"	<b>RSH42TAK</b>	\$362
143/4"	48"	7 1/2"	<b>RSH48TAK</b>	\$391
143/4"	60"	7 1/2"	<b>RSH60TAK</b>	\$435
143/4"	72"	7 1/2"	<b>RSH72TAK</b>	\$484

### For Use with Avenir

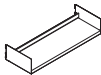
143/4"	24"	7 1/2"	<b>RSH24AVR</b>	4/24	\$337
143/4"	30"	7 1/2"	<b>RSH30AVR</b>	4/24	\$350
143/4"	36"	7 1/2"	<b>RSH36AVR</b>	4/24	\$370
143/4"	42"	7 1/2"	<b>RSH42AVR</b>	4/24	\$395
143/4"	48"	7 1/2"	<b>RSH48AVR</b>	4/24	\$429
143/4"	60"	7 1/2"	<b>RSH60AVR</b>	4/24	\$476
143/4"	72"	7 1/2"	<b>RSH72AVR</b>	4/24	\$530

▶ Specification Information, continued on next page

4/24 = Last order entry  
April 14, 2024

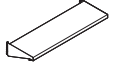
► Specification Information, continued from previous page

Specification Information				
Dimensions			Style	U.S.
D	W	H	Number	Base Price
For Use with Montage				
14¾"	24"	11½"	RSH24MON	\$307
14¾"	30"	11½"	RSH30MON	\$322
14¾"	36"	11½"	RSH36MON	\$340
14¾"	42"	11½"	RSH42MON	\$362
14¾"	48"	11½"	RSH48MON	\$391
14¾"	60"	11½"	RSH60MON	\$435
14¾"	72"	11½"	RSH72MON	\$484



## Universal Personal Shelves

For Use with Answer, Kick, and Avenir



Tip: Overhead storage bins and shelves with a **"TAK"** suffix can be used with Privacy Wall as well.

► See Architectural Solutions Specification Guide for attachment information.

Standard Includes	Required to Specify
<ul style="list-style-type: none"> <li>► Need help? Product details, page 60</li> <li>• Personal shelf: paint price group 1</li> <li>• Recess beneath unit to accommodate shelf light</li> <li>• On-module attachment hooks</li> </ul>	<ul style="list-style-type: none"> <li>1 Style number</li> <li>2 Paint color number for personal shelf</li> <li>3 Options, if selected (see below)</li> <li>► See <i>Surface Materials</i>, page 358.</li> </ul>

Options	U.S. Price	Required to Specify
<b>Surface Materials</b> <ul style="list-style-type: none"> <li>• Paint price group 1</li> <li>• Paint price group 2</li> <li>• Paint price group 3</li> </ul>	No cost +\$22 +\$36	Specify paint color number. Specify paint color number. Specify paint color number.

Specification Information		
Dimensions	Style	U.S.
D W	Number	Base Price
:	:	:
:	:	:
:	:	:

### For Use with Answer and Kick

13 <sup>11</sup> / <sub>16</sub> "	24"	<b>RDS24TAK</b>	\$307
13 <sup>11</sup> / <sub>16</sub> "	30"	<b>RDS30TAK</b>	\$322
13 <sup>11</sup> / <sub>16</sub> "	36"	<b>RDS36TAK</b>	\$340
13 <sup>11</sup> / <sub>16</sub> "	42"	<b>RDS42TAK</b>	\$362
13 <sup>11</sup> / <sub>16</sub> "	48"	<b>RDS48TAK</b>	\$391
:	:	:	:

### For Use with Avenir

13 <sup>11</sup> / <sub>16</sub> "	24"	<b>RDS24AVR</b>	<b>4/24</b>	\$343
13 <sup>11</sup> / <sub>16</sub> "	30"	<b>RDS30AVR</b>	<b>4/24</b>	\$352
13 <sup>11</sup> / <sub>16</sub> "	36"	<b>RDS36AVR</b>	<b>4/24</b>	\$373
13 <sup>11</sup> / <sub>16</sub> "	42"	<b>RDS42AVR</b>	<b>4/24</b>	\$400
13 <sup>11</sup> / <sub>16</sub> "	48"	<b>RDS48AVR</b>	<b>4/24</b>	\$434
:	:	:	:	:

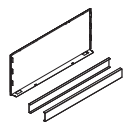
**4/24** = Last order entry  
April 14, 2024

# Accessories For Universal Bins and Universal Shelves

Accessories For Universal  
Bins and Universal Shelves

## Horizontal Wall Attachment Brackets

For Use with Universal Sliding Door, Universal Over the Case, and Universal In the Case Bins



Standard Includes		Required to Specify
► Need help? Product details, page 63	<ul style="list-style-type: none"> <li>Brackets: paint price group 1</li> <li>Steel back to enclose storage bin: paint price group 1</li> </ul>	1 Style number 2 Paint color number for brackets and back 3 Options, if selected (see below) ► See <i>Surface Materials</i> , page 358.

Options	U.S. Price	Required to Specify
<b>Surface Materials</b>		
<ul style="list-style-type: none"> <li>Paint price group 1</li> <li>Paint price group 2</li> <li>Paint price group 3</li> </ul>	No cost +\$22 +\$36	Specify paint color number. Specify paint color number. Specify paint color number.

Specification Information		
Width	Style Number	U.S. Base Price
24"	<b>RBKHWM24</b>	\$335
30"	<b>RBKHWM30</b>	\$335
36"	<b>RBKHWM36</b>	\$335
42"	<b>RBKHWM42</b>	\$335
48"	<b>RBKHWM48</b>	\$335
60"	<b>RBKHWM60</b>	\$335
70"	<b>RBKHWM70</b>	\$335
72"	<b>RBKHWM72</b>	\$335
.	.	.

## Dividers

For Use with Universal Sliding Door, Universal Over the Case, Universal In the Case, and Universal Shelves



Standard Includes	Required to Specify
► Need help? Product details, page 62	• Package of four dividers: white plastic only
	Style number

Specification Information	
Style Number	U.S. Price
<b>RDIV</b>	\$76
.	.

## Dividers for Overhead Bin and Full-Height Shelf

For Use with Overhead Storage Products Introduced prior to March 2007



Standard Includes			Required to Specify	
▶ Need help? Product details, page 62			• Carton of four dividers: clear textured plastic	Style number
Specification Information				
• Dimensions			• Style	• U.S.
D	W	H	Number	Price
10¾"	4"	4½"	TS7STDIV	\$85

## Universal Vertical Off-Module Bracket

For Use with Universal Sliding Door, Universal Over the Case, and Universal In the Case Bins



*Tip: For two-sided, off-module application, order two vertical off-module brackets.*

*Tip: Vertical off-module brackets are used with panels which have vertical slot patterns including Answer, Kick, Avenir, and Montage.*

*Tip: For Montage, vertical off-module brackets can be used with 30"W to 60"W bins only.*

Standard Includes		Required to Specify
▶ Need help? Product details, page 56		Style number
• Vertical off-module bracket with safety catch: black paint only		
Specification Information		
• Style	• U.S.	
Number	Price	
<b>RBKVOFM</b>	\$95	

For Use with Universal Sliding Door, Universal Over the Case, and Universal In the Case Bins



*Tip: For two-sided, off-module application, order two vertical off-module brackets.*

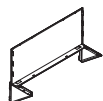
Standard Includes		Required to Specify
▶ Need help? Product details, page 52	• Vertical off-module bracket with safety catch: black paint only	Style number

Specification Information	
• Style Number	• U.S. Price
RBKVOFMVIA	\$95

## Standard Overhead Upmount Packages

For Use on Answer, Avenir, Kick, and Montage

For Use with Universal Sliding Door, Universal Over the Case, and Universal In the Case Bins



Standard Includes	Required to Specify
<p>► Need help? Product details, page 56</p> <ul style="list-style-type: none"> <li>• Pair of steel upmount brackets: paint price group 1</li> <li>• Steel back to enclose storage bin</li> </ul>	<p>1 Style number with the appropriate suffix:  <b>AVR</b> = Avenir  <b>MON</b> = Montage  <b>TAK</b> = Answer and Kick                  2 Paint color number for brackets and back                  3 Options, if selected (see below)                  ► See <i>Surface Materials</i>, page 358.</p>

Options	U.S. Price	Required to Specify
<b>Surface Materials</b> <ul style="list-style-type: none"> <li>• Paint price group 1</li> <li>• Paint price group 2</li> <li>• Paint price group 3</li> </ul>	No cost +\$22 +\$36	Specify paint color number. Specify paint color number. Specify paint color number.

Specification Information		
Width	Style Number	U.S. Base Price


### For Use with Answer, Avenir, Kick, and Montage

24"	<b>RUK24__</b>	\$286
30"	<b>RUK30__</b>	\$286
36"	<b>RUK36__</b>	\$286
42"	<b>RUK42__</b>	\$286
48"	<b>RUK48__</b>	\$286
60"	<b>RUK60__</b>	\$286
72"	<b>RUK72__</b>	\$286
:	:	:



## Wall Channels for TS Series Bins, Universal Bins, and Universal Shelves

For Use with Overhead Storage Products

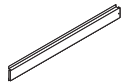


Standard Includes		Required to Specify
► Need help? Product details, page 64	• Pair of channels: paint	1 Style number 2 Paint color number for channels ► See <i>Surface Materials</i> , page 358.

Related Products		
• Tackboard for use with wall channels		► Page 218

Specification Information		
• Height	• Style Number	• U.S. Price
66"	<b>TS7BSWHC</b>	\$183

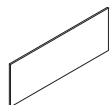
## Wall Channel Horizontal Braces



Standard Includes		Required to Specify
► Need help? Product details, page 64	• Brace: paint	1 Style number 2 Paint color number for horizontal brace ► See <i>Surface Materials</i> , page 358.

Specification Information		
• Width	• Style Number	• U.S. Price
42"	<b>TS742HB</b>	\$133
48"	<b>TS748HB</b>	\$133
60"	<b>TS760HB</b>	\$133
72"	<b>TS772HB</b>	\$133

## Tackboards for Use with Wall Channels



Tip: 72"W tackboards accommodate fabric in the horizontal direction only.

Tip: For further information about fabric direction, [▶ Page 362](#).

Standard Includes	Required to Specify
<ul style="list-style-type: none"> <li>Tackboard, fabric direction with horizontal application: fabric price group 1</li> </ul>	1 Style number 2 Fabric color number 3 Options, if selected (see below)

	Options	U.S. Price	Required to Specify
<b>Surface Materials</b>	<ul style="list-style-type: none"> <li>Fabric price group 1</li> <li>Fabric price group 2</li> <li>Fabric price group 3</li> <li>Fabric price group 4</li> <li>Fabric price group 5</li> <li>Fabric price group COM</li> </ul>	No cost +\$21 +\$39 +\$57 +\$87 +\$55	Specify fabric color number. Specify fabric color number. Specify fabric color number. Specify fabric color number. Specify fabric color number. Specify fabric color number.

**Fabric direction on 24"W to 60"W tackboards**

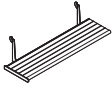
<ul style="list-style-type: none"> <li>Vertical application</li> </ul>	No cost	Specify with vertical application.
------------------------------------------------------------------------	---------	------------------------------------

<b>Related Products</b>	<ul style="list-style-type: none"> <li>Wall channels for Universal bins and shelves</li> </ul>	<a href="#">▶ Page 217</a>
-------------------------	------------------------------------------------------------------------------------------------	----------------------------

Specification Information			
Dimensions	Style Number	U.S. Base Price	
W H			
24" 18"	<b>TS71824TB</b>	\$207	
30" 18"	<b>TS71830TB</b>	\$229	
36" 18"	<b>TS71836TB</b>	\$251	
42" 18"	<b>TS71842TB</b>	\$275	
48" 18"	<b>TS71848TB</b>	\$307	
60" 18"	<b>TS71860TB</b>	\$389	
72" 18"	<b>TS71872TB</b>	\$477	
:	:	:	

# Slim Shelves

For Use with Answer, Kick, Avenir, and Montage



Standard Includes		Required to Specify
► Need help? Product details, page 65	<ul style="list-style-type: none"> <li>Shelf: paint price group 1</li> <li>Attachment brackets: paint to match shelf</li> </ul>	1 Style number 2 Paint color number for shelf 3 Options, if selected (see below) ► See <i>Surface Materials</i> , page 358.

Options	U.S. Price	Required to Specify
<b>Surface Materials</b>	<ul style="list-style-type: none"> <li>Paint price group 1</li> <li>Paint price group 2</li> <li>Paint price group 3</li> </ul>	No cost +\$22 +\$36 Specify paint color number. Specify paint color number. Specify paint color number.

Specification Information		
Dimensions D W	Style Number	U.S. Base Price

Tip: Slim shelves with a "TAK" suffix can attach to Privacy Wall.  
 ► See *Architectural Solutions Specification Guide* for attachment information.

For Use with Answer and Kick			
6"	24"	<b>RSS24TAK</b>	\$319
6"	30"	<b>RSS30TAK</b>	\$340
6"	36"	<b>RSS36TAK</b>	\$364
6"	42"	<b>RSS42TAK</b>	\$391
6"	48"	<b>RSS48TAK</b>	\$416
6"	60"	<b>RSS60TAK</b>	\$521
6"	72"	<b>RSS72TAK</b>	\$570
6"	96"	<b>RSS96TAK</b>	\$671
:	:	:	:

For Use with Avenir			
6"	24"	<b>RSS24AVR</b>	\$319
6"	30"	<b>RSS30AVR</b>	\$340
6"	36"	<b>RSS36AVR</b>	\$364
6"	42"	<b>RSS42AVR</b>	\$391
6"	48"	<b>RSS48AVR</b>	\$416
6"	60"	<b>RSS60AVR</b>	\$521
6"	72"	<b>RSS72AVR</b>	\$570
6"	96"	<b>RSS96AVR</b>	\$671
:	:	:	:

► **Specification Information, continued on next page**

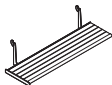
► Specification Information, continued from previous page

Specification Information

Dimensions		Style	U.S.
D	W	Number	Base
			Price

For Use with Montage

6"	24"	RSS24MON	\$319
6"	30"	RSS30MON	\$340
6"	36"	RSS36MON	\$364
6"	42"	RSS42MON	\$391
6"	48"	RSS48MON	\$416
6"	60"	RSS60MON	\$521
6"	72"	RSS72MON	\$570
6"	96"	RSS96MON	\$671



# Specifying Lighting

<b>Lighting</b>	
Standard Shelf Lights	344
Bottomline Shelf Lights	346
LED Shelf Lights	347
LED Linear Shelf Lights	348
<b>Accessories</b>	
Vertical Wire Managers	350

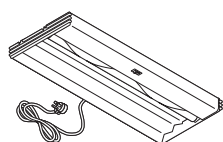
# Standard Shelf Lights

*Tip: Daisy chaining shelf lights together extends power from one fixture to another within workstations to help keep receptacles clear for other uses.*  
 ▶ See page 153 for more information.

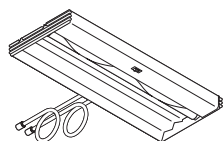
*Tip: Daisy chaining is not allowed in Chicago. Local electrical codes vary, so you should consult a qualified electrical contractor or engineer for proper installation of all electrical equipment.*

*Tip: Because shelf lights are usually recessed, black is the standard paint color. Paint colors other than black have an upcharge.*

*Tip: If an optional paint color is selected for the housing, the electrical switches and end caps will remain black plastic.*



*Tip: When ordering with standard power cord or Chicago cord, daisy chaining is not possible.*



*Tip: Remember to order a daisy chain starter cord.*  
 ▶ See Related Products on next page.

	Standard Includes	Required to Specify
▶ Need help? Product details, page 144	<ul style="list-style-type: none"> <li>Light housing with centered on-off switch: black paint</li> <li>End cap cord managers: black plastic only</li> <li>Cords:               <ul style="list-style-type: none"> <li>—Standard and Chicago (including circuit breaker), 9' cord with three-prong plug at 45° angle: black plastic only</li> <li>—Daisy chain, one 78" cord with modular connectors for daisy chaining: black plastic only</li> </ul> </li> <li>Contrast sleeve around lamp</li> <li>Faceted reflector: white only</li> <li>T8 3500K lamp</li> <li>Ballast</li> <li>Universal mounting hardware package</li> <li>Daisy chain starter cord, if selected: black plastic only (order separately)</li> </ul>	1 Style number 2 Paint color number, if other than black (see options below) 3 Options, if selected (see below) ▶ See <i>Surface Materials</i> , page 358.

	Options	U.S. Price	Required to Specify
<b>Surface Materials</b>	<ul style="list-style-type: none"> <li>Painted light housing other than black</li> </ul>	+\$36	Specify paint color number for housing.
<b>Bracket Option</b>	<ul style="list-style-type: none"> <li>Competitive mounting package</li> <li>Flush mounting package</li> </ul>	No cost No cost	Specify <i>with competitive mounting package</i> . Specify <i>with flush mounting package</i> and paint color number for end cap covers.

Specification Information			
Dimensions	Lamp	Style	U.S.
D W H	Wattage	Number	Base Price
•	•	•	•
•	•	•	•
•	•	•	•

## Electronic High-Power-Factor Ballast

### With Standard Power Cord

9 1/4"	25"	1 3/4"	17 watts	<b>LSM24K</b>	\$625
9 1/4"	37"	1 3/4"	25 watts	<b>LSM36K</b>	\$662
9 1/4"	49"	1 3/4"	32 watts	<b>LSM48K</b>	\$716

### With Chicago Cord Including Circuit Breaker

9 1/4"	25"	1 3/4"	17 watts	<b>LSM24KC</b>	\$722
9 1/4"	37"	1 3/4"	25 watts	<b>LSM36KC</b>	\$759
9 1/4"	49"	1 3/4"	32 watts	<b>LSM48KC</b>	\$813

### With Daisy Chain Cords

9 1/4"	25"	1 3/4"	17 watts	<b>LSM24KD</b>	\$680
9 1/4"	37"	1 3/4"	25 watts	<b>LSM36KD</b>	\$717
9 1/4"	49"	1 3/4"	32 watts	<b>LSM48KD</b>	\$771

▶ **Specification Information, continued on next page**

► Specification Information, continued from previous page

Related Products

Quantity in Package	Length	Style Number	U.S. Price
------------------------	--------	-----------------	---------------

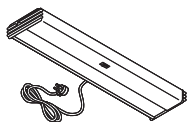
Daisy Chain Starter Cord

1	78"	LS1FSC	\$ 86
6	78"	LS6FSC	\$516
:	:	:	:



Tip: Use with Standard shelf light with daisy chain cord only.

# Bottomline Shelf Lights



*Tip: Daisy chaining shelf lights together extends power from one fixture to another within workstations to help keep receptacles clear for other uses.*

► See page 153 for more information.

*Tip: Daisy chaining is not allowed in Chicago. Local electrical codes vary, so you should consult a qualified electrical contractor or engineer for proper installation of all electrical equipment.*

*Tip: When ordering with standard power cord or Chicago cord, daisy chaining is not possible.*

*Tip: When ordering the Bottomline shelf lights with daisy chain starter cord you do NOT need to order a starter cord or jumper cord.*

	Standard Includes	Required to Specify
► Need help? Product details, page 146	<ul style="list-style-type: none"> <li>Steel light housing: paint</li> <li>Mylar reflector</li> <li>Batwing lens</li> <li>Polycarbonate end caps: molded to match housing</li> <li>Cords:                             <ul style="list-style-type: none"> <li>—Standard and Chicago (including circuit breaker), 9' cord with three-prong plug at 45° angle: black plastic only</li> <li>—Daisy chain, one 56" cord with modular connectors for daisy chaining: black plastic only</li> </ul> </li> <li>Energy efficient electronic ballast</li> <li>Energy efficient 3500K T5 fluorescent light</li> <li>Universal spring brackets for recessed mount and screw-in for flush mount</li> <li>Tool free clips for New York application</li> </ul>	<ul style="list-style-type: none"> <li>1 Style number</li> <li>2 Paint color number for housing and end caps:                             <ul style="list-style-type: none"> <li>0835 Black</li> <li>7018 Pewter</li> </ul> </li> </ul>

## Specification Information

Dimensions	Lamp	Style	U.S.
D W H	Wattage	Number	Price

### With Standard Power Cord

4 1/2"	23 1/4"	1 1/4"	14 watts	<b>L52FT</b>	\$373
4 1/2"	35"	1 1/4"	21 watts	<b>L53FT</b>	\$400
4 1/2"	46 3/4"	1 1/4"	28 watts	<b>L54FT</b>	\$431

### With Chicago Cord Including Circuit Breaker

4 1/2"	23 1/4"	1 1/4"	14 watts	<b>L52FTCHI</b>	\$437
4 1/2"	35"	1 1/4"	21 watts	<b>L53FTCHI</b>	\$476
4 1/2"	46 3/4"	1 1/4"	28 watts	<b>L54FTCHI</b>	\$508

### With Daisy Chain Cord

4 1/2"	23 1/4"	1 1/4"	14 watts	<b>L52FTY</b>	\$413
4 1/2"	35"	1 1/4"	21 watts	<b>L53FTY</b>	\$437
4 1/2"	46 3/4"	1 1/4"	28 watts	<b>L54FTY</b>	\$467

### With Daisy Chain Starter Cord

4 1/2"	23 1/4"	1 1/4"	14 watts	<b>L52FTS</b>	\$413
4 1/2"	35"	1 1/4"	21 watts	<b>L53FTS</b>	\$437
4 1/2"	46 3/4"	1 1/4"	28 watts	<b>L54FTS</b>	\$467

## Specification Guidelines

Application	Requirement
2 lights	1 starter fixture and 1 daisy chain fixture
3 lights	1 starter fixture and 2 daisy chain fixtures
4 lights	1 starter fixture and 3 daisy chain fixtures
5 lights	1 starter fixture and 4 daisy chain fixtures
6 lights	1 starter fixture and 5 daisy chain fixtures

**Note:** Daisy chaining minimum of two fixtures; maximum of six fixtures.



*Tip: Maximum number of lights that can be daisy chained is three lights.*

► Need help?  
Product details,  
page 148

## Standard Includes

- Aluminum extrusion with plastic cover
- Power supply with cord
- Soft touch switch
- Thin profile accommodates recessed and low profile flush mounting
- Ultra energy efficient LED light source
- Universal magnetic mounting
- Polycarbonate matte film diffuser
- Continuous dimming

## Required to Specify

- 1 Style number
- 2 Plastic color number for cover:  
6000 Black  
6009 Arctic White
- 3 Options, if selected (see below)

## Options

### Mounting

- Fastener kit for use with wood shelf

## U.S. Price

+\$9

## Required to Specify

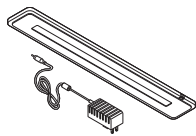
Specify *with fastener kit*.

## Specification Information

Dimensions			Lamp	Style	U.S.
D	W	H	Wattage	Number	Base Price

## LED Standard Light

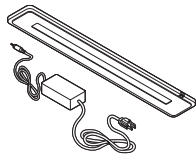
2 1/2"	18"	1/2"	9.6 watts	<b>LSL18</b>	\$506



*Tip: LED standard light comes with a 9' 18 watt power supply.*

## LED Daisy Chain Starter Light

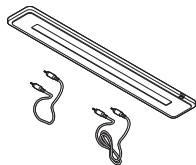
2 1/2"	18"	1/2"	9.6 watts	<b>LSL18YA</b>	\$545



*Tip: Daisy chain starter light comes with a 60 watt power supply that will support up to three lights in series (11' cord, 6' from power supply to power outlet, 5' from power supply to fixture). Does not include daisy chain jumper cords.*

## LED Daisy Chain Secondary Light

2 1/2"	18"	1/2"	9.6 watts	<b>LSL18YB</b>	\$498



*Tip: Daisy chain secondary light does not come with a power supply. Daisy chain cord package (8" and 30") comes standard with each secondary light.*

# LED Linear Shelf Lights

*Tip: The power supply for the 17" stand alone only uses a straight plug with a 9' 18 watt 24 volt wall transformer. The power supply for the 31", 44", 58", or 17" starter light uses a 11' 60 watt compact in-line brick with straight plug.*

	Standard Includes	Required to Specify
► Need help? Product details, page 150	<ul style="list-style-type: none"> <li>Task light and mounting bracket: 4231 Arctic White</li> <li>Power supply with cord: black</li> <li>Soft touch switch</li> <li>Magnetic and wood mounting brackets</li> <li>Continuous range dimmer</li> <li>Automatic turn off program</li> <li>Color temperature 3500K</li> </ul>	1 Style number 2 Options, if selected (see below)

	Options	U.S. Price	Required to Specify
<b>Surface Materials</b>	<ul style="list-style-type: none"> <li>Painted light housing in 0835 Black</li> </ul>	+\$ 19	Specify with 0835 Black.
<b>Occupancy Sensor</b>	<ul style="list-style-type: none"> <li>17"W, 31"W, 44"W, and 58"W with stand alone or daisy chain starter</li> </ul>	+\$187	Specify with occupancy sensor.
<b>High Output</b>	<ul style="list-style-type: none"> <li>17"W with stand alone, starter, or secondary</li> <li>31"W, 44"W, and 58"W with stand alone or daisy chain starter, or secondary</li> </ul>	+\$118 +\$201	Specify with high output. Specify with high output.

## Specification Information

Dimensions	Style Number	U.S. Base Price
D W H		
:	:	:

### 17" Stand Alone Light

2"	17"	7/10"	LLL17	\$384
:	:	:	:	:

### 17" Daisy Chain Starter Light

2"	17"	7/10"	LLL17YA	\$447
:	:	:	:	:

### 17" Daisy Chain Secondary Light

2"	17"	7/10"	LLL17YB	\$334
:	:	:	:	:

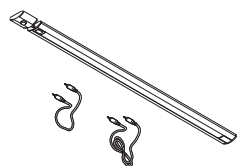
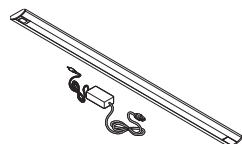
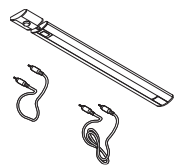

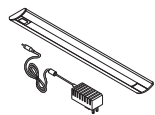
### 31" Stand Alone or Daisy Chain Starter Light

2"	31"	7/10"	LLL31	\$621
:	:	:	:	:

### 31" Daisy Chain Secondary Light

2"	31"	7/10"	LLL31YB	\$514
:	:	:	:	:

► Specification Information, continued on next page



## ► Specification Information, continued from previous page

## Specification Information

Dimensions			Style	U.S.
D	W	H	Number	Base
				Price

**44" Stand Alone or Daisy Chain Starter Light**

2"	44"	7/10"	<b>LLL44</b>	\$ 824
:	:	:	:	:

**44" Daisy Chain Secondary Light**

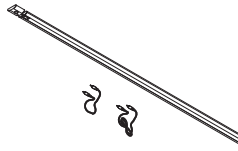
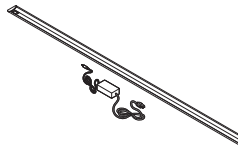

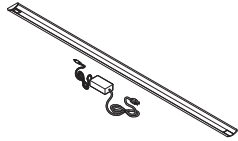
2"	44"	7/10"	<b>LLL44YB</b>	\$ 690
:	:	:	:	:

**58" Stand Alone or Daisy Chain Starter Light**

2"	58"	7/10"	<b>LLL58</b>	\$1055
:	:	:	:	:

**58" Daisy Chain Secondary Light**

2"	58"	7/10"	<b>LLL58YB</b>	\$ 744
:	:	:	:	:



# Accessories

## Vertical Wire Managers

For Use on Montage Panels



Standard Includes		Required to Specify
► Need help? Product details, page 154	• Vertical wire manager: plastic	1 Style number 2 Plastic color number 6000 Black 6659 Light Grey
Specification Information		
• Height : : :	• Style : Number :	• U.S. : Price :
13"	<b>ZWM13</b>	\$25
20"	<b>ZWM20</b>	\$26
:	:	:

## Vertical Wire Manager

For Use on Answer and Kick Panels



*Tip: Wire manager can be cut in the field to the specific length needed.*

Standard Includes		Required to Specify
► Need help? Product details, page 154	• Vertical wire manager: plastic	1 Style number 2 Plastic color number: 6000 Black 6009 Arctic White 6249 Platinum Solid 6654 Sand 6697 Fog
Specification Information		
• Height : : :	• Style : Number :	• U.S. : Price :
48"	<b>TS7PVWM</b>	\$46
:	:	:

# Resources and Surface Materials

<b>Surface Materials</b>	<b>358</b>
<b>Specification Guidelines for Directional Fabrics</b>	<b>362</b>
<b>Paint Color Availability Matrix</b>	<b>363</b>
<b>Laminate Color Availability Matrix</b>	<b>364</b>
<b>Recommended Edge Finishes</b>	<b>367</b>
<b>Lock and Keying Options</b>	
Universal Steel Storage, TS Series Storage,	<b>368</b>
Lock Cylinders	<b>369</b>
<b>Storage Capacities and Dimensions</b>	<b>374</b>
<b>Storage Products Style Number Conversion List</b>	<b>388</b>

# Surface Materials

**This listing** includes all the surface material choices that are available for the products in this specification guide.

## Resources

For more information about surface materials, refer to the following resources:

**Additional surface materials specification tools** are available to assist you in the specification process—the Surface Materials Binders.

**The global surface materials palette** is a core collection of finishes that is available across multiple geographies (Americas/EMEA – Europe, Middle East, and Africa/ APAC – Asia Pacific) and on global product lines, where applicable. For a list of finishes included in the offering, see the *Surface Materials Reference Manual*. Additional details, like product approvals by geography and finish number conversions, can also be found in the *Surface Materials Reference Manual* or see [steelcase.com/surface-materials](http://steelcase.com/surface-materials).

## Surface Materials Binders

- Surface Materials Reference Manual
- A complete set of swatch cards for hard surfaces, vertical surface fabrics, and seating upholstery

## Paint

► See *Surface Materials Reference Manual* for a listing of available paints for Victor2.

*Tip: All products may not be available in all colors listed below.*

► See page 363 for an overview of the paint colors available on each component.

## Steelcase Surfaces

### Price Group 1

#### Smooth Paint

- 4238 Mocha
- 4239 Clay
- 4240 Chalk
- 4242 Milk

#### Textured Paint

- 7207 Black
- 7225 Sand
- 7237 Slate **E**
- 7238 Fieldstone
- 7239 Midnight
- 7241 Arctic White
- 7243 Seagull
- 7278 Dark Bronze
- 7360 Merle

### Price Group 2

#### Smooth Metallic Paint

- 4743 Mineral Metallic
- 4750 Champagne Metallic
- 4798 Sterling Metallic
- 4799 Platinum Metallic
- 4803 Near Black Metallic

#### Textured Metallic Paint

- 7245 Carbon Metallic
- 7246 Midnight Metallic

### Price Group 3

#### Accent Paint

- 1ATG Rose Quartz
- 4AV3 Blue Jay
- 4AV4 Baltic
- 4AX1 Citron
- 4AY2 Chili
- 4AZ5 Marlin
- 4CL1 Dark Olivine
- 4CL2 Ice Blue
- 4CL3 Aura
- 4CL4 Sea Glass
- 4CL5 Light Matcha
- 4CL6 Terra
- 4CL7 Sandstone
- 4CL8 Smokey Plum
- 4CZ5 Honey
- 4CZ6 Lagoon
- 4CZ8 Light Peacock

#### Coatings

- 1ATT Cast Shadow

## Lux Coatings

- 4B20 Obsidian
- 4B22 Matte Brass
- 4B23 Burnished Bronze
- 4B24 Night Bronze
- 4B25 Matte Copper
- 4B26 Smoked Mica
- 4B29 Cast Iron

## Custom Surfaces

### Price Group 3

#### PerfectMatch

PerfectMatch is a service that allows you to create your own paint color. Refer to the *Surface Materials Reference Manual* for more information about this program.

Applies to:

- Pile file top, back, and fixed center shelf

### Price Group 1

- 7207 Black (Textured)
- 7225 Sand (Textured)
- 7241 Arctic White (Textured)
- 7243 Seagull (Textured)

### Price Group 2

- 4750 Champagne Metallic
- 4798 Sterling Metallic
- 4799 Platinum Metallic
- 7246 Midnight Metallic (Textured)

Applies to:

- Pile file ledge pulls

### Price Group 1

- 7207 Black (Textured)

### Price Group 2

- 4799 Platinum Metallic

## Accessory Paint

## Steelcase Surfaces

Applies to:

- Universal Storage with c:scape pulls
- 4140 Arctic White Gloss
- 4144 Black Gloss

## Laminate

*Tip: All products may not be available in all colors listed below.*

► See page 364 for an overview of the laminate colors available on each product line.

## Steelcase Surfaces

### High-Pressure Laminate

### Price Group 1

#### Fiber Laminate

- 2850 Vanadium Fiber
- 2852 Tungsten Fiber
- 2854 Vellum Fiber **E**
- 2860 Granite Fiber
- 2862 Stucco Fiber **E**

#### Micro Laminate

- 2920 Marl Micro
- 2921 Gypsum Micro
- 2922 Clay Micro

#### Patina Laminate

- 2870 Blonde Bronze Patina
- 2873 Instant Iron Patina

#### Solid Laminate

- 2722 Cream **E**
- 2730 Arctic White
- 2746 Black
- 2759 Warm White
- 2811 Mist **E**
- 2883 Seagull
- 2884 Milk
- 2885 Dune
- 2HAA Persian Salt
- 2HAB Rose
- 2HAC Indigo
- 2HAD Green Citrine
- 2HAE Dark Olivine
- 2HAF Cloudy
- 2HMG Merle

#### Speckle Laminate

- 2820 Coffee Speckle **E**
- 2823 Driftwood Speckle
- 2824 Smoke Speckle
- 2825 Vanadium Speckle

*Tip: Some wood veneer finishes and woodgrain laminates share the same name. Because of the difference in materials, veneers and laminates of the same name are not an exact match but do coordinate with each other.*

## Woodgrain Laminate

- 2406 Clear Cherry **E**
  - 2409 Clear Maple
  - 2410 Graphite Walnut
  - 2412 Natural Cherry
  - 2422 Medium Cherry
  - 2511 Winter on Maple
  - 2535 Virginia Walnut
  - 2536 Blackwood **E**
  - 2538 Clear Walnut
  - 2592 Blonde on Maple **E**
  - 2612 Marbled Maple **E\***
  - 2614 Chocolate Walnut **E\***
  - 2615 Marbled Cherry **E\***
  - 2714 Natural Walnut **E**
  - 2897 Desert Oak
  - 2HAK Clear Oak
  - 2HAN Ash Noce
  - 2HAT Acacia
  - 2HAW Ash Wenge
  - 2HBN Bisque Noce
  - 2HBW Bisque Wenge
  - 2HCN Clay Noce
  - 2HCW Clay Wenge
  - 2HSN Storm Noce
  - 2HSW Storm Wenge
  - 2HWA Grey Kingswood
  - 2HWB Planked Walnut
  - 2HWD Resolute Walnut
  - 2HWE Natural Recon
  - 2HWF Smoked Walnut
  - 2HWU Clay
  - 2HWV Chalk
- Tip: 2535 Virginia Walnut, 2536 Blackwood, 2612 Marbled Maple, 2614 Chocolate Walnut, and 2615 Marbled Cherry are not available on bullnose laminate storage tops.*

### Price Group 2

#### Textured Laminate

- 2TH2 Fawn Cypress
- 2TH4 Saddle Oak
- 2TH5 Veranda Teak
- 2TH7 Walnut Heights
- 2UH1 Reclaimed Aggregate
- 2UH2 Reclaimed Gravel
- 2UH4 Cement\*
- 2UH6 Sheetrock

*\*2612 Marbled Maple, 2614 Chocolate Walnut, 2615 Marbled Cherry, and 2UH4 Cement have limited availability, determined by product sizing and/or options.*

Applies to:

- Universal lateral files, mobile pedestals

### Price Group 3

#### Solid Laminate

- 24H1 Satin White
- 24H2 Satin Black
- 24H3 Satin Stone
- 24H4 Satin Mocha

**E** = Established

## Steelcase Surfaces

### Low-Pressure Laminate

#### Fiber Laminate

- 2L50 Vanadium Fiber LPL
- 2L52 Tungsten Fiber LPL

#### Solid Laminate

- 247L Black V2 LPL
- 2L30 Arctic White LPL
- 2L83 Seagull LPL
- 2L84 Milk LPL
- 2L85 Dune LPL
- 2LMG Merle LPL

#### Woodgrain Laminate

- 25L1 Winter on Maple LPL
- 25L5 Virginia Walnut LPL
- 25L6 Blackwood LPL **E**
- 25L8 Clear Walnut LPL
- 267L Marbled Cherry V2 LPL **E**
- 26L1 Natural Cherry V2 LPL
- 2L09 Clear Maple LPL
- 2LAK Clear Oak LPL
- 2LAN Ash Noce LPL
- 2LAT Acacia LPL
- 2LAW Ash Wenge LPL
- 2LBN Bisque Noce LPL
- 2LBW Bisque Wenge LPL
- 2LCN Clay Noce LPL
- 2LCW Clay Wenge LPL
- 2LSN Storm Noce LPL
- 2LSW Storm Wenge LPL
- 2LWA Grey Kingswood LPL
- 2LWB Planked Walnut LPL
- 2LWD Resolute Walnut LPL
- 2LWF Smoked Walnut LPL
- 2LWG Natural Recon LPL
- 2TL2 Fawn Cypress LPL

#### Low-Pressure Laminate

Applies to:

- Pile file
- 25L1 Winter on Maple LPL
- 25L5 Virginia Walnut LPL
- 25L6 Blackwood LPL **E**
- 25L8 Clear Walnut LPL
- 26L1 Natural Cherry V2 LPL
- 2L30 Arctic White LPL

### Custom Surfaces

#### Open Line Laminate (OLL)

This service allows you to order non-standard laminate at an additional processing fee of \$102 U.S. per unit, plus the cost of the laminate.

High-Pressure Laminate pricing does not include premium or digitally printed patterns from any suppliers. Laminate cost may also vary for basic or standard laminates from other suppliers. Please contact the OLL consultant at 616.475.2426 for pricing. The cost of the laminate will be added to your invoice as a separate line on the acknowledgement.

When processing orders for Open Line laminate on Universal worksurfaces and Universal Storage tops, specify 2900 in the laminate finish field and enter the OLL manufacturer information. Enter the required edge finish as you would a standard laminate.

**E** = Established

### Laminate Approval and Material Requirements

To confirm whether a particular laminate has already been tested for use on a specific Steelcase product or to determine material square foot requirements:

- Visit [www.steelcase.com](http://www.steelcase.com)

**For additional information,** refer to the *Steelcase Surface Materials Reference Manual*.

### Wood

Applies to:

- Universal Storage tops and fronts
- Universal file surrounds
- High-Density storage
- Overhead storage

*Tip: Wood is not offered as a finish on the value package for High-Density storage cases.*

Steelcase carefully selects veneer and solid wood for consistent color and grain structure. Wood is a natural material and variations will occur in color, grain and texture. These variations are part of the inherent natural beauty of wood and are not considered defects.

All wood products will darken with age and exposure to ultraviolet light. This is especially apparent with cherry and maple veneer. We recommend that desk accessories be rearranged periodically to ensure even aging of wood surfaces.

When storing your wood furniture, please follow the following guidelines:

- Do not store products in trailers
- Store products in areas that simulate office temperatures (60°F to 90°F)
- Store products in areas that maintain constant, office-like humidity levels
- Keep product away from light. Cover products to make sure they are not exposed to light.

### Steelcase Surfaces

**Veneers** are matched for proper balance and consistency. Veneers are available flat cut or quarter cut, except for Oak, which is rift cut. Refer to the *Surface Materials Reference Manual* for descriptions of each cut.

**Open-pore finish** is a medium gloss finish that leaves the wood grain texture visible to the eye and distinguishable to the touch.

► See *Surface Materials Reference Manual* for a listing of available veneers for Victor2.

## Veneer

### Wood Group 1

#### Flat-Cut Open-Pore

- 3062 FC/OP Graphite Walnut
- 3402 FC/OP Clear Cherry (Aged)
- 3412 FC/OP Natural Cherry **E**
- 3422 FC/OP Medium Cherry
- 3522 FC/OP Clear Maple
- 3592 FC/OP Blonde on Maple **E**
- 3702 FC/OP Clear Walnut
- 3712 FC/OP Natural Walnut
- 3752 FC/OP Medium Walnut **E**
- 3762 FC/OP Dark Walnut
- 3772 FC/OP Medium Mahogany on Walnut

#### Flat-Cut Open-Pore, Natural Veneer

- 3342 FC/OP Black Walnut
- 35A2 FC/OP Blanch Maple
- 37A2 FC/OP Thunder Walnut

#### Quarter-Cut Open-Pore

- 3042 QC/OP Ash **E**
- 3222 QC/OP Clear Maple
- 3292 QC/OP Blonde on Maple **E**
- 3302 QC/OP Clear Walnut
- 3312 QC/OP Natural Walnut
- 3352 QC/OP Medium Walnut **E**
- 3362 QC/OP Dark Walnut
- 3372 QC/OP Medium Mahogany on Walnut
- 3382 QC/OP Graphite Walnut

#### Quarter-Cut Open-Pore, Natural Veneer

- 32A2 QC/OP Blanch Maple
- 33A2 QC/OP Thunder Walnut
- 3392 QC/OP Black Walnut

#### Rift-Cut Open-Pore

- 3602 RC/OP Desert Oak

#### Rift-Cut Full-Fill, Natural Veneer

- 36A2 RC/OP Volcanic Oak

### Wood Group 3

#### Flat-Cut Open-Pore, Natural Veneer

- 3082 FC/OP Washed Walnut

### Wood Group 1

#### Open-Pore Planked Veneer

- 3P41 OP Planked Cherry
- 3P51 OP Planked Maple
- 3P61 OP Planked Oak
- 3P71 OP Planked Walnut
- 3VFX OP Unmarked Oak

*Tip: Known for its uniqueness, planked veneer has intentional and natural variations that include, but are not limited to: character marks, grain pattern, color, and natural color aging.*



**Full-Fill**

**Full-fill finish** is a medium-gloss finish that completely fills the grain texture, yet allows the grain pattern to be seen. The wood has a lustrous, satiny look, and it is smooth to the touch. This finish is available on the wood worksurface or field-installed top only.

**Wood Group 2****Flat-Cut Full-Fill**

3064	FC/FF Graphite Walnut
3404	FC/FF Clear Cherry (Aged)
3414	FC/FF Natural Cherry <b>E</b>
3424	FC/FF Medium Cherry
3524	FC/FF Clear Maple
3544	FC/FF Blonde on Maple <b>E</b>
3704	FC/FF Clear Walnut
3714	FC/FF Natural Walnut
3754	FC/FF Medium Walnut <b>E</b>
3764	FC/FF Dark Walnut
3774	FC/FF Medium Mahogany on Walnut

**Flat-Cut Full-Fill, Natural Veneer**

3734	FC/FF Black Walnut
------	--------------------

**Quarter-Cut Full-Fill**

3224	QC/FF Clear Maple
3294	QC/FF Blonde on Maple <b>E</b>
3304	QC/FF Clear Walnut
3314	QC/FF Natural Walnut
3354	QC/FF Medium Walnut <b>E</b>
3364	QC/FF Dark Walnut
3374	QC/FF Medium Mahogany on Walnut
3384	QC/FF Graphite Walnut

**Quarter-Cut Full-Fill, Natural Veneer**

3394	QC/FF Black Walnut
------	--------------------

**Rift-Cut Full-Fill**

3604	RC/FF Desert Oak
------	------------------

**Wood Group 3****Flat-Cut Full-Fill, Natural Veneer**

3084	FC/FF Washed Walnut
------	---------------------

**Premium Veneers**

A selection of Premium veneers in this collection are available on most Steelcase brand products. The collection will be available as close to standard leadtimes as possible. However, because adequate supplies of veneer and solids must be secured, all orders will be scheduled individually. Leadtimes will vary based on Premium veneer and Premium solids availability at the time the order is placed. The collection is available as Wood Group 3 as part of our Select Surfaces program, and supported like standard veneers to make ordering easy. Please see the Steelcase surface materials section on [village.steelcase.com](http://village.steelcase.com) for sample information and product line availability. All premium veneers are in clear-coat.

**Wood Group 3****Quarter-Cut Open-Pore**

3832	QC/OP Figured Anegre
------	----------------------

**E** = Established

**Select Surfaces****Composite Veneer**

Composite veneers are an engineered wood intended to create specific grain patterns and characteristics. They are pre-stained and finished with Steelcase's Clarity water-borne UV topcoat, which protects the environment while providing durability and clarity. Only open-pore finishes are available on composite wood. Composite veneer and matching edge bands are available on most Steelcase brand products. Composites, for use as a solid nosing substitute, are not available. Steelcase does not recommend mixing composite veneers with natural solid nosings because composite and natural wood grain and color matching are rarely compatible. Composite veneers are available in our Select Surfaces program as Wood Group 1 pricing. Composite veneers are not available on Answer trims.

**Wood Group 1****Flat-Cut Open-Pore**

3JDX	FC/OP Oak Composite
3JJX	FC/OP Walnut Composite

**Quarter-Cut Open-Pore**

3F8X	QC/OP European Walnut Composite
3GGX	QC/OP Zebrano Composite
3HGX	QC/OP Oak Composite
3H VX	QC/OP Walnut Composite
3ZNX	QC/OP Night Cerused Oak Composite

**Custom Surfaces**

**Customiz stain** is a service that allows you to create your own stain colors and finishes on standard veneer. Customiz stain color is available on all product lines that offer wood veneer. A \$500 stain-matching fee applies on CUSTOMIZ requests (Exception: The \$500 fee does not apply on matches to Coalesse standard finishes or for a low-gloss finish request on a standard color). The \$500 fee covers the cost of formulating the Customiz color finish and applies regardless of whether or not an order for product is placed. In addition, an approval form must be signed to indicate customer acceptance of Customiz match. A \$1,500 initiation fee will be charged prior to first order entry. This initiation fee activates the finish for unlimited use on any Steelcase product for an 18 month time period. After the 18 month time period has lapsed, the Customiz finish may be reactivated for another 18 months for a \$1,000 fee at any point within five years after the \$1,500 initiation fee was paid. If the finish is not reactivated within five years after the \$1,500 initiation fee was paid, the finish will be culled and the customer will need to pay the \$1,500 initiation fee again. All style number related Customiz charges products are no cost as of April 2014. The matching and initiation fees are not discountable. Customiz stain takes 10 days to formulate. Consult the *Surface Materials Reference Manual* for more information. Custom veneers are also available and must be quoted by Steelcase specials group. Customiz stain on custom veneers takes 2 to 4 weeks to formulate. Requirements and information on ordering a Customiz stain color are found in the *Surface Materials Reference Manual*.

**Plastic****Steelcase Surfaces**

Applies to:

- 1 mm square edge profile on Universal Storage laminate tops
  - .5 mm, 1 mm, or 3 mm square edge on Universal file surrounds
  - HD storage
- |      |                          |
|------|--------------------------|
| 6000 | Black                    |
| 6009 | Arctic White             |
| 6034 | Natural Cherry           |
| 6036 | Medium Cherry            |
| 6037 | Winter on Maple          |
| 6038 | Blonde on Maple <b>E</b> |
| 6041 | Natural Walnut <b>E</b>  |
| 6052 | Milk                     |
| 6053 | Seagull                  |
| 6128 | Taupe*                   |
| 6169 | Stone                    |
| 6170 | Mocha                    |
| 61AA | Persian Salt             |
| 61AB | Rose                     |
| 61AC | Indigo                   |
| 61AD | Green Citrine            |
| 61AE | Dark Olivine             |
| 61AF | Cloudy                   |
| 6231 | Graphite Walnut          |
| 6237 | Clear Maple              |
| 6242 | Virginia Walnut          |
| 6243 | Blackwood <b>E</b>       |
| 6245 | Clear Walnut             |
| 6249 | Platinum Solid           |
| 6271 | Plywood                  |
| 6527 | Merle                    |
| 6619 | Ice <b>E</b>             |
| 6631 | Cream <b>E</b>           |
| 6635 | Dawn <b>E</b>            |
| 6636 | Mist                     |
| 6654 | Sand                     |
| 6655 | Warm White               |
| 6695 | Midnight                 |
| 6697 | Fog                      |
| 6698 | Fieldstone               |
| 66WA | Grey Kingswood           |
| 66WB | Planked Walnut           |
| 66WD | Resolute Walnut          |
| 66WE | Natural Recon            |
| 66WF | Smoked Walnut            |
| 66WU | Clay                     |
| 66WV | Chalk                    |
| 6703 | Ash Wenge                |
| 6704 | Storm Wenge              |
| 6705 | Bisque Wenge             |
| 6706 | Clay Wenge               |
| 6707 | Ash Noce                 |
| 6708 | Bisque Noce              |
| 6709 | Clay Noce                |
| 6710 | Storm Noce               |
| 6T02 | Fawn Cypress             |
| 6T04 | Saddle Oak               |
| 6T05 | Veranda Teak             |
| 6T07 | Walnut Heights           |
| 6T08 | Aggregate                |
| 6T09 | Gravel                   |
| 6T10 | Cement                   |
| 6T12 | Sheetrock                |

\*6128 Taupe applies to HD storage only.



*Tip: Light color plastic edges are susceptible to degradation due to normal wear and tear. Staining (e.g., ball point pen or clothing dyes such as blue jeans) and dirt effects are more pronounced in light colors and are not considered defects.*

## Metal

### Steelcase Surfaces

Applies to:

- Universal pulls:
  - contemporary, handle, jazz, and bar
- 0835 Black
- 9201 Polished Chrome
- 9211 Nickel
- 9212 Silver

Applies to:

- Nile pulls
- 0835 Black
- 4799 Platinum Metallic
- 7280 Smooth Bronze
- 9201 Polished Chrome
- 9211 Nickel

Applies to:

- TS Series handle pull:
- 0835 Black
- 9211 Nickel

## Glass

### Steelcase Surfaces

Applies to:

- Universal storage
- 6530 Frosted

Applies to:

- Universal over the case or Universal in the case bin picture frame door glass insert
- 6580 Ice White

## Acrylic

### Steelcase Surfaces

Applies to:

- Universal over the case or Universal in the case bin picture frame door acrylic insert
- 6538 Satin

## Seating Upholstery

Applies to:

- 

## Steelcase Surfaces

### Price Group 1

Buzz2  
Era  
Jacks **E**  
Link

New Black

*Tip: New Black upholstery has color numbers in both price group 1 and price group 2.*

### Price Group 2

Chainmail  
Cogent: Connect  
Foundation\*\*  
New Black  
Nitelights  
Stand In\*

*Tip: New Black upholstery has color numbers in both price group 1 and price group 2.*

### Price Group 3

Billiard Multi-Use by Designtex  
Gaja  
Redeem  
Retrieve

### Price Group 5

Bo Peep  
Remix  
Silk

### Price Group 6

Brisa\*

### Price Group 7

Steelcut Trio\*

## Leather

Steelcase Leather\*\*

## Elmosoft Leather

Elmosoft Leather\*\*

\* Not available on basic cushions enhanced.

\*\* Not available on basic cushions enhanced.

Applies to:

- High-Density storage magnetic board

### Price Group 2

Cogent: Connect

### Price Group 3

Billiard Multi-Use by Designtex

## Select Surfaces

**For information on products within Select Surfaces**, including accent paints and fabrics from Designtex, Gabriel, Kvadrat, and Pollack, please refer to the *Surface Materials Reference Manual* or visit [steelcase.com/surface-materials](http://steelcase.com/surface-materials) under the Select Surfaces section.

## Custom Surfaces

### Price Group COM (Customer's Own Material)

#### Fabric Approval and Yardage

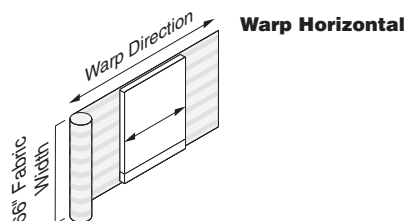
To confirm whether a particular COM material has already been tested for use on a specific Steelcase product or to determine actual yardage requirements:

- Visit [www.steelcase.com](http://www.steelcase.com)

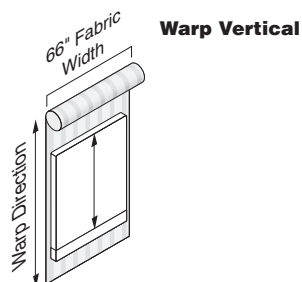
**For additional information regarding Customer's Own Material**, call 1.888.STEELCASE (1.888.783.3522) or send an email to [lineone@steelcase.com](mailto:lineone@steelcase.com)

**E** = Established

# Specification Guidelines for Directional Fabrics



**The standard application direction** of fabric is warp horizontal. Standard Steelcase fabrics were designed for this application direction.



**The optional application direction** of fabrics is warp vertical. This is most commonly used on COMs designed for warp vertical application.

**For more information about the warp direction of fabrics,** see the *Surface Materials Reference Manual*.

# Paint Color Availability Matrix

Paint Color Availability  
Matrix

## Legend

- = Not available
- = Available
- = Available with exceptions
- Ⓢ = Established

	Storage						Lighting	
	Universal storage	Counterweight packages	High-Density storage	TS Series storage	TS Series bar pulls	c:scape pulls on Universal storage	Shelf lights	
<b>Paint Price Group 1 (Smooth)</b>								
<b>4238</b> Mocha	■	■	■	■	•	•		•
<b>4239</b> Clay	■	■	■	■	•	•		•
<b>4240</b> Chalk	■	■	■	■	•	•		•
<b>4242</b> Milk	■	■	■	■	•	•		•
<b>Paint Price Group 1 (Textured)</b>								
<b>7207</b> Black	■	■	■	■	■	•		■
<b>7225</b> Sand	■	■	■	■	•	•		■
<b>7230</b> Basalt Ⓢ	■	■	■	■	•	•		■
<b>7237</b> Slate Ⓢ	■	■	■	■	•	•		■
<b>7238</b> Fieldstone	■	■	■	■	•	•		■
<b>7239</b> Midnight	■	■	■	■	•	•		■
<b>7241</b> Arctic White	■	■	■	■	•	•		■
<b>7243</b> Seagull	■	■	■	■	•	•		■
<b>7278</b> Dark Bronze	■	■	■	■	•	•		■
<b>7360</b> Merle	■	■	■	■	•	•		■
<b>Paint Price Group 2 (Smooth)</b>								
<b>0835</b> Black	■	■	■	■	•	•		■
<b>Paint Price Group 2 (Metallic)</b>								
<b>4743</b> Mineral Metallic	■	■	■	■	•	•		•
<b>4750</b> Champagne Metallic	■	■	■	■	•	•		■
<b>4798</b> Sterling Metallic	■	■	■	■	•	•		■
<b>4799</b> Platinum Metallic	■	■	■	■	■	■		•
<b>4803</b> Near Black Metallic	■	■	■	■	•	•		•
<b>7245</b> Carbon Metallic	■	■	■	■	•	•		■
<b>7246</b> Midnight Metallic	■	■	■	■	•	•		■
<b>Paint Price Group 3 (Coatings)</b>								
<b>1ATT</b> Cast Shadow	■	■	■	■	•	•		•
<b>Paint Price Group 3 (Lux Coatings)</b>								
<b>4B20</b> Obsidian	■	■	■	■	•	•		•
<b>4B22</b> Matte Brass	■	■	■	■	•	•		•
<b>4B23</b> Burnished Bronze	■	■	■	■	•	•		•
<b>4B24</b> Night Bronze	■	■	■	■	•	•		•
<b>4B25</b> Matte Copper	■	■	■	■	•	•		•
<b>4B26</b> Smoked Mica	■	■	■	■	•	•		•
<b>4B29</b> Cast Iron	■	■	■	■	•	•		•
<b>Accessory Paint</b>								
<b>4140</b> Arctic White Gloss	•	•	•	•	•	■		•
<b>4144</b> Black Gloss	•	•	•	•	•	■		•

Resources and  
Surface Materials

# Laminate Color Availability Matrix

## Legend

- = Not available
- = Available
- = Available with exceptions
- Ⓢ = Established

	Universal storage tops and fronts	Universal file surrounds	High-Density storage	TS Series storage	Storage tops, shelves, and accessories	WorkValet Lockers	Victor2
<b>High-Pressure Laminates (HPL)</b>							
<b>Fiber</b>							
2850 Vanadium Fiber	■	■	■	□	■	■	■
2852 Tungsten Fiber	■	■	■	□	■	■	■
2854 Vellum Fiber Ⓢ	■	■	■	□	■	■	■
2860 Granite Fiber	■	■	■	□	■	■	■
2862 Stucco Fiber Ⓢ	■	■	■	□	■	■	■
<b>Micro</b>							
2920 Marl Micro	■	■	■	□	■	■	■
2921 Gypsum Micro	■	■	■	□	■	■	■
2922 Clay Micro	■	■	■	□	■	■	■
<b>Patina</b>							
2870 Blonde Bronze Patina	■	■	■	□	■	■	■
2873 Instant Iron Patina	■	■	■	□	■	■	■
<b>Solid</b>							
24H1 Satin White	□	□	•	•	•	■	•
24H2 Satin Black	□	□	•	•	•	■	•
24H3 Satin Stone	□	□	•	•	•	■	•
24H4 Satin Mocha	□	□	•	•	•	■	•
2722 Cream Ⓢ	■	■	■	□	■	■	■
2730 Arctic White	■	■	■	□	■	■	■
2746 Black	■	■	■	□	■	■	■
2759 Warm White	■	■	■	□	■	■	■
2811 Mist Ⓢ	■	■	■	□	■	■	■
2883 Seagull	■	■	■	□	■	■	■
2884 Milk	■	■	■	□	■	■	■
2885 Dune	■	■	■	□	■	■	■
2HAA Persian Salt	■	•	■	□	■	■	■
2HAB Rose	■	•	■	□	■	■	■
2HAC Indigo	■	•	■	□	■	■	■
2HAD Green Citrine	■	•	■	□	■	■	■
2HAE Dark Olivine	■	•	■	□	■	■	■
2HAF Cloudy	■	•	■	□	■	■	■
2HMG Merle	■	■	■	□	■	■	■
<b>Speckle</b>							
2820 Coffee Speckle Ⓢ	■	■	■	□	■	■	■
2823 Driftwood Speckle	■	■	■	□	■	■	■
2824 Smoke Speckle	■	■	■	□	■	■	■
2825 Vanadium Speckle	■	■	■	□	■	■	■

► Continued on next page

► Continued from previous page

**Legend**

- = Not available
- = Available
- = Available with exceptions
- E = Established

	Universal storage tops and fronts	Universal file surrounds	High-Density storage	T5 Series storage	Storage tops, shelves, and accessories	WorkValet Lockers	Victor2
<b>Textured</b>							
2TH2 Fawn Cypress	■	■	■	□	■	■	■
2TH4 Saddle Oak	■	■	■	□	■	■	■
2TH5 Veranda Teak	■	■	■	□	■	■	■
2TH7 Walnut Heights	■	■	■	□	■	■	■
2UH1 Reclaimed Aggregate	■	■	■	□	■	■	■
2UH2 Reclaimed Gravel	■	■	■	□	■	■	■
2UH4 Cement	■	■	■	□	■	■	■
2UH6 Sheetrock	■	■	■	□	■	■	■
<b>Woodgrain</b>							
2406 Clear Cherry E	■	■	■	□	■	■	■
2409 Clear Maple	■	■	■	□	■	■	■
2410 Graphite Walnut	■	■	■	□	■	■	■
2412 Natural Cherry	■	■	■	□	■	■	■
2422 Medium Cherry	■	■	■	□	■	■	■
2511 Winter on Maple	■	■	■	□	■	■	■
2535 Virginia Walnut	■	■	■	□	■	■	■
2536 Blackwood E	■	■	■	□	■	■	■
2538 Clear Walnut	■	■	■	□	■	■	■
2592 Blonde on Maple E	■	■	■	□	■	■	■
2612 Marbled Maple E	■	■	■	□	■	■	■
2614 Chocolate Walnut E	■	■	■	□	■	■	■
2615 Marbled Cherry E	■	■	■	□	■	■	■
2714 Natural Walnut E	■	■	■	□	■	■	■
2897 Desert Oak	•	•	■	•	•	•	■
2HAK Clear Oak	■	■	■	□	■	■	■
2HAN Ash Noce	■	■	■	□	■	■	■
2HAT Acacia	■	■	■	□	■	■	■
2HAW Ash Wenge	■	■	■	□	■	■	■
2HBN Bisque Noce	■	■	■	□	■	■	■
2HBW Bisque Wenge	■	■	■	□	■	■	■
2HCN Clay Noce	■	■	■	□	■	■	■
2HCW Clay Wenge	■	■	■	□	■	■	■
2HSN Storm Noce	■	■	■	□	■	■	■
2HSW Storm Wenge	■	■	■	□	■	■	■
2HWA Grey Kingswood	■	■	■	□	■	■	■
2HWB Planked Walnut	■	■	■	□	■	■	■
2HWD Resolute Walnut	■	■	■	□	■	■	■
2HWE Natural Recon	■	■	■	□	■	■	■
2HWF Smoked Walnut	■	■	■	□	■	■	■
2HWU Clay	■	■	■	□	■	■	■
2HWV Chalk	■	■	■	□	■	■	■

► Continued on next page

## Laminate Color Availability Matrix, continued

### ► Continued from previous page

#### Legend

- = Not available
- = Available
- = Available with exceptions
- ⓔ = Established

		Universal storage tops and fronts	Universal file surrounds	High-Density storage	TS Series storage	Storage tops, shelves, and accessories	WorkValet Lockers	Victor2
<b>Low-Pressure Laminates (LPL)</b>								
<b>Fiber</b>								
2L50	Vanadium Fiber LPL	•	•	•	□	•	■	•
2L52	Tungsten Fiber LPL	•	•	•	□	•	■	•
<b>Solid</b>								
247L	Black V2 LPL	•	•	•	□	•	•	•
2L30	Arctic White LPL	•	•	•	□	•	•	•
2L83	Seagull LPL	•	•	•	□	•	•	•
2L84	Milk LPL	•	•	•	□	•	•	•
2L85	Dune LPL	•	•	•	□	•	•	•
2LMG	Merle LPL	•	•	•	□	•	•	•
<b>Woodgrain</b>								
25L1	Winter on Maple LPL	•	•	•	□	•	■	•
25L5	Virginia Walnut LPL	•	•	•	□	•	■	•
25L6	Blackwood LPL ⓔ	•	•	•	□	•	■	•
25L8	Clear Walnut LPL	•	•	•	□	•	■	•
267L	Marbled Cherry V2 LPL ⓔ	•	•	•	□	•	■	•
26L1	Natural Cherry V2 LPL	•	•	•	□	•	■	•
2L09	Clear Maple LPL	•	•	•	□	•	■	•
2LAK	Clear Oak LPL	•	•	•	□	•	■	•
2LAN	Ash Noce LPL	•	•	•	□	•	■	•
2LAT	Acacia LPL	•	•	•	□	•	■	•
2LAW	Ash Wenge LPL	•	•	•	□	•	■	•
2LBN	Bisque Noce LPL	•	•	•	□	•	■	•
2LBW	Bisque Wenge LPL	•	•	•	□	•	■	•
2LCN	Clay Noce LPL	•	•	•	□	•	■	•
2LCW	Clay Wenge LPL	•	•	•	□	•	■	•
2LSN	Storm Noce LPL	•	•	•	□	•	■	•
2LSW	Storm Wenge LPL	•	•	•	□	•	■	•
2LWA	Grey Kingswood LPL	•	•	•	□	•	■	•
2LWB	Planked Walnut LPL	•	•	•	□	•	■	•
2LWD	Resolute Walnut LPL	•	•	•	□	•	■	•
2LWF	Smoked Walnut LPL	•	•	•	□	•	■	•
2LWG	Natural Recon LPL	•	•	•	□	•	■	•
2TL2	Fawn Cypress LPL	•	•	•	□	•	■	•

# Recommended Edge Finishes

Recommended Edge  
Finishes

## Recommended Edge Colors for Universal Products—High-Pressure Laminate

### Edges

The recommended edge color will complement the laminate color you specify. Edge color is specified separately.

Laminate Color	Recommended 3 mm or 1 mm Edge Color	Laminate Color	Recommended 3 mm or 1 mm Edge Color
<b>Fiber Laminate</b>		<b>Textured Laminate</b>	
2850 Vanadium Fiber	6654 Sand	2TH2 Fawn Cypress	6T02 Fawn Cypress
2852 Tungsten Fiber	6636 Mist	2TH4 Saddle Oak	6T04 Saddle Oak
2854 Vellum Fiber <b>E</b>	6655 Warm White	2TH5 Veranda Teak	6T05 Veranda Teak
2860 Granite Fiber	6000 Black	2TH7 Walnut Heights	6T07 Walnut Heights
2862 Stucco Fiber <b>E</b>	6053 Seagull	2UH1 Reclaimed Aggregate	6T08 Aggregate
<b>Micro Laminate</b>		2UH2 Reclaimed Gravel	6T09 Gravel
2920 Marl Micro	6053 Seagull	2UH4 Cement	6T10 Cement
2921 Gypsum Micro	6654 Sand	2UH6 Sheetrock	6T12 Sheetrock
2922 Clay Micro	6654 Sand		
<b>Patina Laminate</b>			
2870 Blonde Bronze Patina	6654 Sand		
2873 Instant Iron Patina	6527 Merle		
<b>Solid Laminate</b>			
24H1 Satin White	6009 Arctic White		
24H2 Satin Black	6000 Black		
24H3 Satin Stone	6169 Stone		
24H4 Satin Mocha	6170 Mocha		
2722 Cream <b>E</b>	6631 Cream <b>E</b>		
2730 Arctic White	6009 Arctic White		
2746 Black	6000 Black		
2759 Warm White	6655 Warm White		
2811 Mist <b>E</b>	6636 Mist		
2883 Seagull	6053 Seagull		
2884 Milk	6052 Milk		
2885 Dune	6654 Sand		
2HAA Persian Salt	61AA Persian Salt		
2HAB Rose	61AB Rose		
2HAC Indigo	61AC Indigo		
2HAD Green Citrine	61AD Green Citrine		
2HAE Dark Olivine	61AE Dark Olivine		
2HAF Cloudy	61AF Cloudy		
2HMG Merle	6527 Merle		
<b>Speckle Laminate</b>			
2820 Coffee Speckle <b>E</b>	6631 Cream <b>E</b>		
2823 Driftwood Speckle	6631 Cream <b>E</b>		
2824 Smoke Speckle	6636 Mist		
2825 Vanadium Speckle	6619 Ice <b>E</b>		

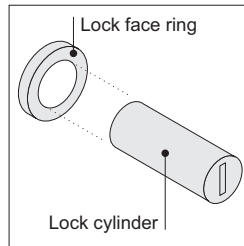
**E** = Established

# Lock and Keying Options

## Universal Steel Storage, TS Series Storage, and High-Density Storage

**All locking products** are standard with factory-installed, keyed-random locks. Consecutive, specific, and random keying are available as field-installed options.

*Exceptions: Individual locking drawers are only available with field-installed locks.*



**Locks** consist of a factory- or field-installed lock cylinder and a factory-installed lock face ring.

**Two types of locks** are available—the standard keying system (FR series) and the master keying system (XF series). All the locks in the XF series can be opened with a single master key.

### Factory-Installed Keying

**Factory-installed locks** are always key random (standard) or master key random (option). Key random means that the locks will be assigned arbitrarily at the factory with key numbers ranging from FR305 to FR454 (Master keying numbers: XF1001 to XF1150). All locks within a unit will be keyed alike.

*Tip: Random keying can mean that different furniture units will have the same key number. If you must have all locks keyed differently, you should specify field-installed, key specific or key consecutive lock cylinders.*

► See example at right.

#### Key Random

FR305

FR421

FR305

or

XF1011

XF1042

XF1011

XF  
Master  
Key

#### Required to Specify

**Master key random**

+\$36

Specify with master key random.

### Field-Installed Keying

**Field-installed locks** are only available on products that include factory-installed lock mechanisms.

**Specify "plug"** when specifying furniture, and the product will ship with a plastic plug in place of the lock cylinder.

*Tip: For products with optional lock colors, make sure to specify the color for both the lock and lock face ring.*

**Front-removable lock cylinders** must be specified separately. You must also order a special lock tool to install or remove lock cylinders in the field.

*Tip: Lock tools are reusable. You do not need to order additional lock tools with every furniture order.*

**Lock cylinders** will be shipped separately so that you can install the locks when you are ready.

**Three keying choices** are available for field installation—random (standard), specific, and consecutive. All three are also available with master keying, which means that all locks can be opened with a single master key.

**Key random** means that the locks will be assigned arbitrarily at the factory with key numbers ranging from FR305 to FR454 (Master keying numbers: XF1001 to XF1150).

*Tip: Random keying can mean that different furniture units will have the same key number. If you must have all locks keyed differently, you should specify key specific or key consecutive lock cylinders.*

**Key specific** means that you can specify any key number from FR305 to FR454 (Master keying numbers: XF1001 to XF1150). This option can be used to key all the furniture units in a workstation or department the same.

*Tip: Designate the quantity per key number in your specification.*

► See below.

**Key consecutive** means that you can specify lock numbers in a consecutive order to ensure that no two locks have the same key number until the key sequence repeats. You must select a beginning key number from FR305 to FR454 (Master keying numbers: XF1001 to XF1150).

**Example** of a typical lock cylinder specification is shown below:

10	LOCK9201FR	FR320
5	LOCK9201FR	FR350
15	LOCK9201XF	XF1100
30	Total	
1	877102003SR	standard lock tool
1	877102002SR	master lock tool

#### Key Random

FR305

FR421

FR305

or

XF1011

XF1042

XF1011

XF  
Master  
Key

#### Key Specific

FR350

FR350

FR350

or

XF1020

XF1020

XF1020

XF  
Master  
Key

#### Key Consecutive

FR350

FR351

FR352

or

XF1020

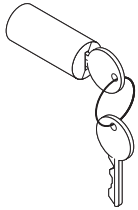
XF1021

XF1022

XF  
Master  
Key



## Lock Cylinders



Tip: Lock price is included in price of furniture with locks.

Tip: For replacement lock cylinders, refer to Service Parts.

Tip: You can change lock cylinders in the field by using the appropriate lock tool.

Standard Includes		Required to Specify
<ul style="list-style-type: none"> <li>Lock cylinder, keyed random: 9201 Polished Chrome or 9250 Ember Chrome</li> <li>Two keys</li> </ul>		1 Style number 2 Options, if selected (see below)

Options	U.S. Price	Required to Specify
<b>Key specific</b>	No cost	Select key number from FR305–FR454.
<b>Key consecutive</b>	No cost	Specify <i>key consecutive</i> and must select beginning key number from FR305–FR454.
<b>Master key random</b>	+\$36 each	Specify master key random.
<b>Master key specific</b>	+\$36 each	Specify key number from XF1001–XF1150.
<b>Master key consecutive</b>	+\$36 each	Specify <i>master key consecutive</i> and must select beginning key number from XF1001–XF1150.

Specification Information		
• <b>Color</b>	• <b>Style Number</b>	• <b>U.S. Base Price</b>
:	:	:
:	:	:
:	:	:

FR Series (Standard Keying System) – Lock Cylinder		
Polished Chrome	<b>LOCK9201FR</b>	No cost
Ember Chrome	<b>LOCK9250FR</b>	No cost
:	:	:

Standard Lock Tool	
<b>877102003SR</b>	\$36
:	:

XF Series (Master Keying System) – Lock Cylinder		
Polished Chrome	<b>LOCK9201XF</b>	No additional cost. Price included in price of furniture with master-keyed locks.
Ember Chrome	<b>LOCK9250XF</b>	No additional cost. Price included in price of furniture with master-keyed locks.
:	:	:

Master Lock Tool	
<b>877102002SR</b>	\$36
:	:

# Storage Capacities and Dimensions

## TS Series Pedestals

### Box Drawers



#### Size/Type

#### Inside Dimensions

D	W	H
19"D	15 <sup>13</sup> / <sub>16</sub> "	12 <sup>1</sup> / <sub>8</sub> "
28"D	25"	12"

### File Drawers



#### Size/Type

#### Inside Dimensions

D	W	H
19"D	15 <sup>13</sup> / <sub>16</sub> "	9 <sup>1</sup> / <sub>2</sub> "
28"D	25"	10 <sup>3</sup> / <sub>4</sub> "

#### Letter-Size

18" front-to-back filing



#### Legal-Size

12" side-to-side filing



12" side-to-side filing

6" front-to-back filing



24" front-to-back filing



12" side-to-side filing



24" side-to-side filing

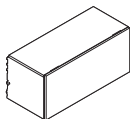


12" side-to-side filing

12" front-to-back filing



### TS Series Bins

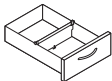


#### Size/Type







#### Inside Dimensions

D	W	H
24"W bin	13 <sup>3</sup> / <sub>8</sub> "	23 <sup>13</sup> / <sub>16</sub> "
30"W bin	13 <sup>3</sup> / <sub>8</sub> "	29 <sup>13</sup> / <sub>16</sub> "
36"W bin	13 <sup>3</sup> / <sub>8</sub> "	35 <sup>13</sup> / <sub>16</sub> "
42"W bin	13 <sup>3</sup> / <sub>8</sub> "	41 <sup>13</sup> / <sub>16</sub> "
48"W bin	13 <sup>3</sup> / <sub>8</sub> "	47 <sup>13</sup> / <sub>16</sub> "
60"W bin	13 <sup>3</sup> / <sub>8</sub> "	59 <sup>13</sup> / <sub>16</sub> "
72"W bin	13 <sup>3</sup> / <sub>8</sub> "	71 <sup>13</sup> / <sub>16</sub> "

## Universal Pedestals

	Size	Inside Dimensions			Inside Height Clearance
		D	W	H	
	18"D drawer	13 <sup>19</sup> / <sub>32</sub> "	12 <sup>3</sup> / <sub>4</sub> "	47 <sup>3</sup> / <sub>32</sub> "	4 <sup>1</sup> / <sub>2</sub> "
	24"D drawer	18 <sup>23</sup> / <sub>32</sub> "	12 <sup>3</sup> / <sub>4</sub> "	47 <sup>3</sup> / <sub>32</sub> "	4 <sup>1</sup> / <sub>2</sub> "
	30"D drawer	24 <sup>23</sup> / <sub>32</sub> "	12 <sup>3</sup> / <sub>4</sub> "	47 <sup>3</sup> / <sub>32</sub> "	4 <sup>1</sup> / <sub>2</sub> "

## 12"H File Drawers

	Size		Inside Dimensions			Inside Height Clearance	Letter-Size Storage		Legal-Size Storage
			D	W	H				
	15"W drawer	18"D	13 <sup>1</sup> / <sub>8</sub> "	12 <sup>1</sup> / <sub>16</sub> "	9 <sup>3</sup> / <sub>8</sub> "	10 <sup>3</sup> / <sub>8</sub> "	13"	12" + 1"	N.A.
		24"D	18 <sup>1</sup> / <sub>4</sub> "	12 <sup>1</sup> / <sub>16</sub> "	9 <sup>3</sup> / <sub>8</sub> "	10 <sup>3</sup> / <sub>8</sub> "	18" 	12" + 6" 	12" 
		30"D	24 <sup>1</sup> / <sub>4</sub> "	12 <sup>1</sup> / <sub>16</sub> "	9 <sup>3</sup> / <sub>8</sub> "	10 <sup>3</sup> / <sub>8</sub> "	24" 	24" 	12" 