

Allsteel®

Stride®



Keep pace with your environment.

Stride is designed as a furniture platform that evolves to reflect today's changing organizations. Components adapt to personal preferences and the demands of multiple job functions. One of the most sustainably minded and manufactured products available, Stride offers a whole new way to build a better office environment.



ABOVE AND COVER:
Landscape™ surface: Clear Glass, Frosted Glass, Frosted Translucent
Panel fabric: Coast Headlands Natural veneer: Dark Rift Oak Laminate (edge): Frosty White (White)
Storage: Brilliant White Top trim and feet: Brilliant White, Silver



You're asking more of your staff. Your furniture should give you more, too.

Today, you have to do more with less time and less space. Stride responds by maximizing every inch. Storage is made smarter with details like under-desk corner drawers for tucking away a recycle bin or binders, and sliding shelves for quick, easy access to projects. Overhead cabinets and rail-mounted screens bring storage within easy reach and create desktop privacy. And a credenza rail not only supports worksurfaces at different heights for managing multiple tasks, it offers easy access to technology.

Landscape surface: Frosted Glass, Seaglass™ Cool Mist **Natural veneer:** Dark Rift Oak
Laminate (edge): Frosty White (White) **Storage:** Brilliant White **Top trim and feet:** Brilliant White, Silver





Designed for real people and real work.

Stride supports multiple job functions, not rigid hierarchy. So it's possible to create an office that serves everyone, whether they work side-by-side or back-to-back. Stride helps make every task more comfortable with sit-to-stand worksurfaces that allow users to change postures. Staying organized is easy with a variety of open and enclosed storage options. Low panels and glass screens keep the space clean, lean, and light.

Landscape surface: Frosted Glass, Tool Tile **Panel fabric:** Coast Shoal **Laminate (edge):** Frosty White (White)
Storage: Brilliant White **Top trim and feet:** Brilliant White, Silver

Open desking with low panels offers many environmental quality attributes like improving access to natural light and outside views.



Space that works like an office, but feels like home.

Because each component of Stride is designed with every other component in mind, the entire collection works together seamlessly. Countless thoughtful details have been incorporated to increase comfort, improve effectiveness, and add visual appeal. Storage dresses up with elegant pulls, a sophisticated mix of materials, footed bases, and the welcome surprise of a Landscape surface tower sidelight. A workwall with both open and enclosed storage creates an elegant, inviting, and functional private office.

Landscape surface: Frosted Glass, Seaglass Cool Mist
Tackboard fabric: Coast Shoal **Natural veneer:** Dark Rift Oak
Laminate (edge): Frosty White (White) **Storage:** Brilliant White **Paint:** Silver

Shown with Beyond® frameless glass movable walls.



100% of the energy used to manufacture Stride is offset with certified wind energy credits, which support renewable energy development and reductions in greenhouse gas emissions.



Environments for the person and the planet.

Stride's design process focuses on sustainability, from the raw materials to end-of-life for each component. Highly adaptable to individual needs, the range of contemporary worksurface shapes makes it easier to get work done. Panel segmentation every 7½" offers unlimited access to power. And design details like footed panels, tiles-to-the-floor, and spanning glass create a welcoming aesthetic. So even the most straightforward workspace can be more inspiring, productive, and long-lasting.

Landscape surface: Clear Glass **Panel fabric:** Coast Headlands, Coast Shoal
Natural veneer: Dark Rift Oak **Paint:** Brilliant White, Silver

Stride's recycled content contributes to LEED® credits. Recyclable components, long-term durability, and efficient reconfigurability further reduce the ecological footprint.



Encourage collaboration. Accommodate mobility.

With simplification of form and subtleness of strength, Stride Benching supports highly collaborative users who need dedicated spaces, as well as mobile workers who only need to touch down for part of the day. Exceptionally easy access to power and data allows people to settle in or come and go. Cantilever storage combines space division and personal storage in one functional, visually dynamic solution. And the elegantly designed open leg supports long spans, creating uninterrupted workspaces.

Landscape surface: Clear Glass **Natural veneer:** Dark Rift Oak
Storage: Brilliant White **Feet:** Silver

FSC®-certified wood can be specified on Stride worksurfaces, panel trim, and storage fronts, to contribute to a more sustainable environment.



People-centric. Adaptable. Responsible.

A people-centric approach to furniture design makes spaces more comfortable, functional, and friendly. It's flexible enough to support the different ways that people work. As your company grows and changes, so does Stride; built-in flexibility allows the collection to adapt to your organization's evolving needs. Yet it's more than furniture. It's a platform for building better environments, while protecting the one we have.

Landscape surface: Clear Glass **Panel fabric:** Coast Headlands
Natural veneer: Dark Rift Oak **Laminate (edge):** Frosty White (White)
Storage: Brilliant White **Top trim and feet:** Brilliant White, Silver

Stride has been developed with sustainability concerns addressed at every step of the way. Indoor Advantage™ Gold and level® 2 certifications, and the option for FSC®-certified wood are evidence.



A workwall of storage is the foundation for a high-performance private office. It utilizes the same components as the open plan, improving facilities management efficiencies.

Take change in Stride.

Stride is suited for the entire floorplan, so it's easy to move between private office and open plan with one platform. Rail-based off-modularity and universal components allow you to evolve from an environment with more separation between offices to a more open approach. Stride keeps pace with your business needs today and tomorrow.



When jobs require a balance of heads-down work and collaboration, blend traditional and light-scale space division.



A spine wall of credenzas with screens creates an open environment that inspires teamwork and a free flow of ideas.

Landscape surface: Frosted Glass, Frosted Translucent **Panel fabric:** Coast Fjord, Coast Shoal
Natural veneer: Dark Rift Oak **Laminate (edge):** Frosty White (White)
Storage: Brilliant White **Top trim and feet:** Brilliant White, Silver



Do more with more.

Stride is a furniture collection that's as versatile as you need it to be. Seamlessly integrate workspaces, storage, space division, and a wide range of choices within a broad materials palette to make a statement about your brand, culture, and values.




One beautiful, functional space.

The minimal lines and human-scaled components of Stride come together and work together, as though it evolved naturally in place. Even more important is how it helps individuals come together and work together.

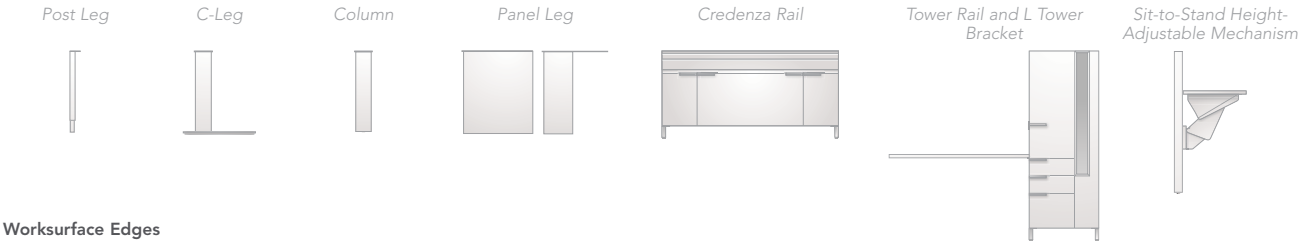
Stride Statement of Line

WORKSURFACES

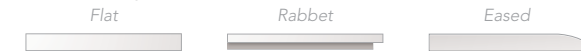
Worksurface Shapes



Worksurface Supports



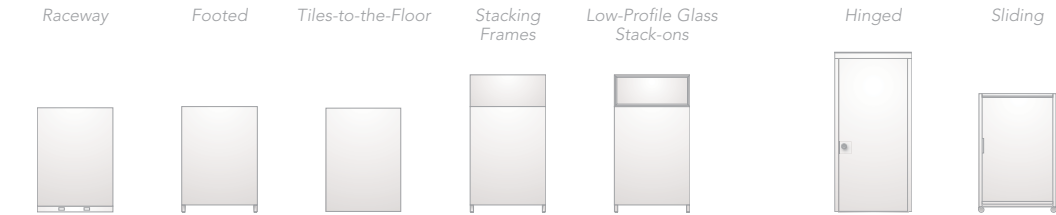
Worksurface Edges




Worksurface shapes above are available in laminate and Natural veneer or Stratawood. Worksurfaces can be specified with a flat edge or rabbet edge. Standard Allsteel worksurface shapes with a flat edge or Fluid Form™ worksurfaces with an eased edge may also be used.

SPACE DIVISION

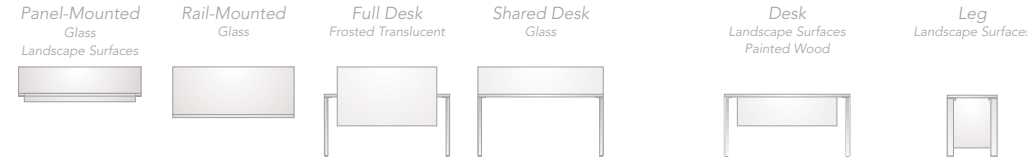
Panels*



Tiles

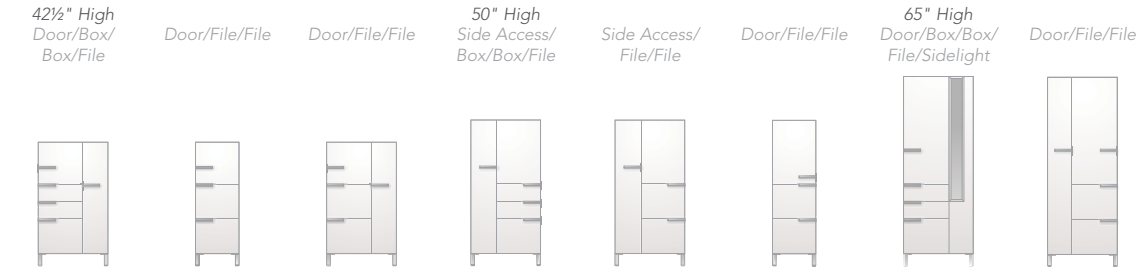


Screens

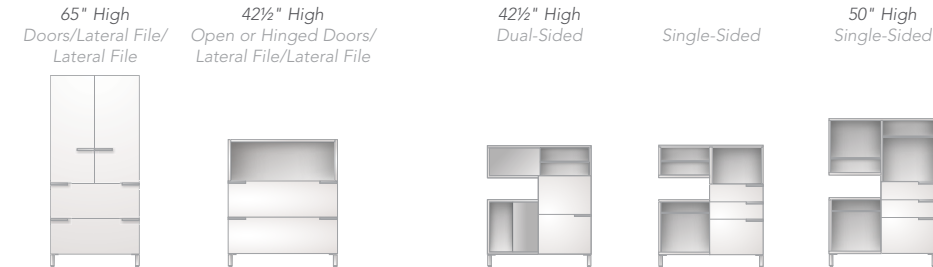


PAINTED WOOD STORAGE*

Personal Towers**



Combination Files



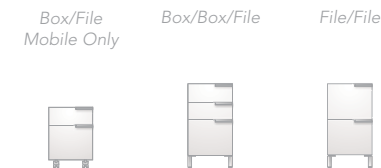
Low Credenzas



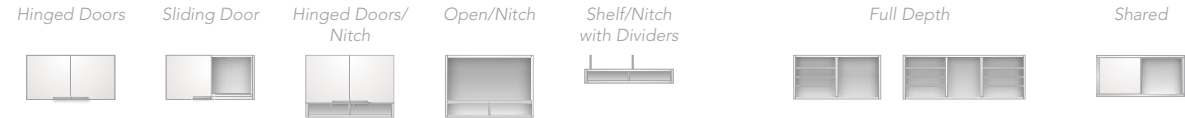
High Credenzas



Pedestals



Overhead Cabinets



*All models are available with painted wood and Natural veneer or Stratawood fronts. Perch and overhead cabinets are available with Landscape surface fronts. See the Stride price list for the complete offering.

**Personal Towers are available with right- or left-handed wardrobe and either front door or side access. Optional Landscape surface sidelight is available on wood wardrobe.

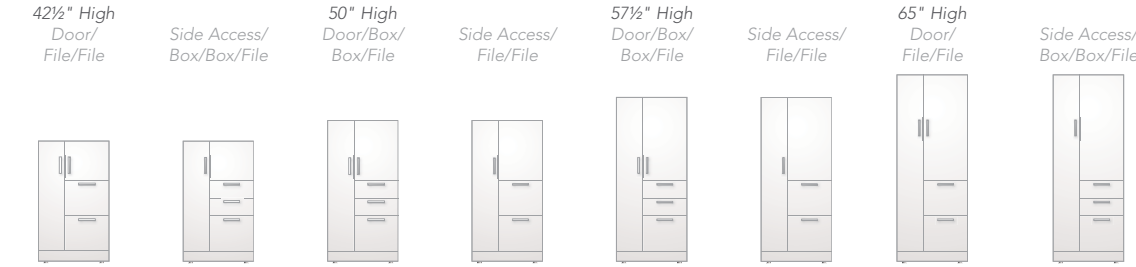
Only a portion of the Stride collection is pictured. Wider storage units than those represented here may have additional doors, shelves, or dividers. Credenza tops ordered separately can span multiple units. See the Stride price list for the complete offering.

PAINTED METAL STORAGE*

Pedestals

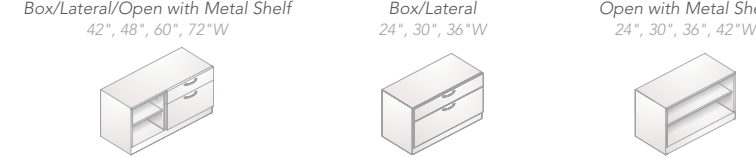


Personal Towers



*Some models available with painted metal case and Natural veneer, Stratawood, or Landscape surface fronts. See the Stride price list for the complete offering.

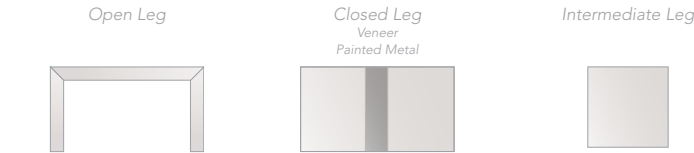
Align™ Credenzas



Credenza depth: 18" height: 22"

BENCHING

Worksurface Supports



Center Screens



ACCESSORY PRODUCTS

Specify Extensions™ work tools, Aware®, Merge®, and Get Set® tables, and Allsteel task and guest seating to complete your Stride workspace.

SEATING SHOWN: Acuity® Seating upholstery: Edelman® Dream Cow Fresh Snow and Gray Suit Leather






Mesh carrier (mesh): Titanium (Lustre) Frame finish: Polished Aluminum

CREDENZA/MOBILE PEDESTAL SEAT CUSHIONS: Seating upholstery: Edelman Dream Cow Fresh Snow and Gray Suit Leather

*Stride panels are available in 35", 42½", 50", 57½", and 65" heights, and in 20", 24", 30", 36", 42", 48", and 60" widths. 15", 22½", and 30" high stacking frames are available.

**Translucent tiles include Foundation™, Infinite Spectrum™, and Seaglass.

***Patterned translucent tiles include Pearlescent Strata™ and Quattro™.



Panel foot
Lateral file/project drawer
Spanning glass and top trim
Tower side light

Rabbit edge work surface
Benching end leg
Corner credenza
Toybox storage

Project shelves
Credenza rail
Off-modular connection
Tool rail screen



Learn more about Stride

Use your smartphone to scan this EZcode or visit allsteeloffice.com.
Go to getscanlife.com to download the app.



We believe that we can make a real and lasting difference for our environment by designing relevant, durable, high-quality products that are guaranteed for years of use and reuse. For details, visit allsteeloffice.com/alltogethernow.

Allsteel®

Allsteel Inc.
Muscatine, Iowa 52761-5257

allsteeloffice.com

Form # A7920.B2 (01/15) Printed in USA



This FSC-certified paper
contains 10% post-consumer
recycled content.

©2014 Allsteel Inc.
Allsteel, Acuity, Aware, Beyond, Get Set,
Merge and Stride are registered trademarks
and Align, Extensions, Fluid Form, Foundation,
Infinite Spectrum, Landscape, Pearlescent
Strata and Seaglass are trademarks. Edelman
Leather, LLC. FSC is a registered trademark
of the Forest Stewardship Council. Indoor
Advantage is a trademark of SCS Global
Services. LEED is a registered trademark of
the U.S. Green Building Council. level is a
registered trademark of BIFMA International.
Quattro is a trademark of 3form.

Allsteel supports green initiatives in the contract furniture
industry as a member of the U.S. Green Building Council.
Stride is an SCS Indoor Advantage Gold™ and level® 2
certified product.

