












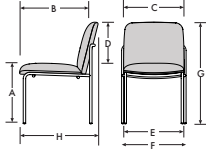
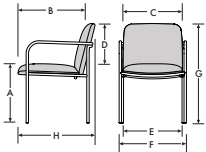
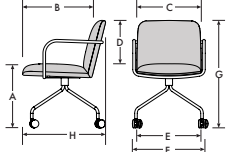
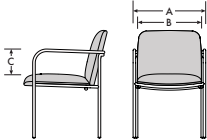
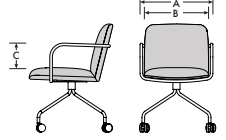
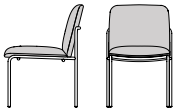
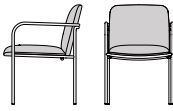







stylex

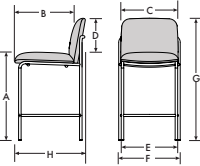
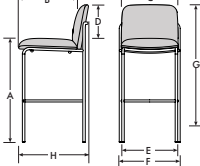
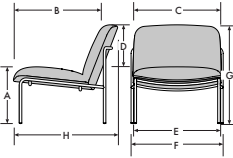
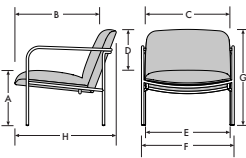
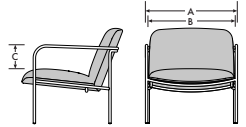
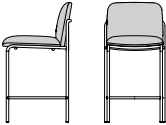



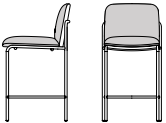



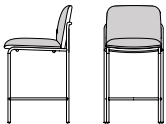



Dela



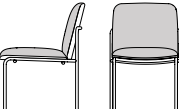
PRICE LIST

Effective November 1, 2022

Overview					General Information
Styles	1- Fully Upholstered 	2 - Finished Wood Back 	3 - Finished Wood Back and Seat 		Design Stylex/Brandon Walker Construction Seats and backs consist of curved upholstery grade or finished plywood. Upholstered interior liners consist of CFC-Free polyurethane foam over plywood. Dela frames are constructed out of 3/4" round steel tubing. Footrails on stool frames are constructed of 5/8" round steel tubing. Arm caps are offered in finished grade wood or upholstered constructed of foam and wood.
Wood Finishes	Plywood Back/Seat Toned Walnut 	Plywood Back/Seat Alpi-Rift Cut Oak 	Solid Wood Arm Cap Toned Walnut 	Solid Wood Arm Cap Oak 	Glides Plastic and felted glides come in black or light gray. Casters Casters are available in black or light gray. Wood Finishes The beauty of wood consists of its being a product of nature. As such, exposed wood surfaces will not offer the same consistency as man-made materials. Some variation in color, grain, and texture are to be expected, even within the same order. Another consideration is that wood components will tend to darken over time, exaggerating slightly naturally occurring differences. Chairs ordered at different times are likely to be less similar than those ordered together. Therefore, Stylex will not guarantee a precise match of color, grain, or texture of its wood components.
Upholstery Options	Welt (Back + Seat) 	Button Tuft (Back Only) 	Liberty Tuft (Back Only) 		Use Designed for indoor use only. Testing Manufactured to comply with ANSI/BIFMA x5.1 General Office Chair Tests. Environment Greenguard Certified.
Dual Fabric	Fabric 1 - Inside (Yellow) Fabric 2 - Outside (Gray) 				

Dimensions / Overview	Guest 4-leg		Task 4-Blade Caster		General Information
	Armless	Arm		Arm	
A. Seat Height B. Seat Depth C. Seat Width D. Back Height E. Back Width F. Overall Width G. Maximum Overall Height H. Maximum Overall Depth	A. 18" B. 17.75" C. 18.5" D. 13" E. 18.5" F. 19.75" G. 32.5" H. 24" 	A. 18" B. 17.75" C. 18.5" D. 13" E. 18.5" F. 21" G. 32.5" H. 24" 		A. 18" B. 17.75" C. 18.5" D. 13" E. 18.5" F. 21" G. 32.5" H. 24" 	Design Stylex/Brandon Walker Construction Seats and backs consist of curved upholstery grade or finished plywood. Upholstered interior liners consist of CFC-Free polyurethane foam over plywood. Dela frames are constructed out of 3/4" round steel tubing. Footrails on stool frames are constructed of 5/8" round steel tubing. Arm caps are offered in finished grade wood or upholstered constructed of foam and wood. Glides Plastic and felted glides come in black or light gray.
Arm Dimensions A1. Overall Width B1. Distance Between Arms C1. Arm Height A2. Overall Width (w/ Armcaps) B2. Distance Between Armcaps C2. Arm Height (w/ Armcaps)		A1. 21" A2. 22.5" B1. 19.5" B2. 18.75" C1. 7.5" C2. 8" 		A1. 21" A2. 22.5" B1. 19.5" B2. 18.75" C1. 7.5" C2. 8" 	Casters Casters are available in black or light gray. Wood Finishes The beauty of wood consists of its being a product of nature. As such, exposed wood surfaces will not offer the same consistency as man-made materials. Some variation in color, grain, and texture are to be expected, even within the same order. Another consideration is that wood components will tend to darken over time, exaggerating slightly naturally occurring differences. Chairs ordered at different times are likely to be less similar than those ordered together. Therefore, Stylex will not guarantee a precise match of color, grain, or texture of its wood components.
Style Options Fully Upholstered					Use Designed for indoor use only.
Finished Wood Back					Testing Manufactured to comply with ANSI/BIFMA x5.1 General Office Chair Tests.
Finished Wood Back and Seat					Environment Greenguard Certified.

Dimensions / Overview	Stool 4-leg		Lounge 4-leg		General Information
	Counter	Bar	Armless	Arm	
A. Seat Height B. Seat Depth C. Seat Width D. Back Height E. Back Width F. Overall Width G. Maximum Overall Height H. Maximum Overall Depth	A. 25.5" B. 16.5" C. 17" D. 10.5" E. 17" F. 18.25" G. 36.25" H. 19.75" 	A. 30.5" B. 16.5" C. 17" D. 10.5" E. 17" F. 18.25" G. 41.25" H. 19.75" 	A. 17.5" B. 20.5" C. 26" D. 14.5" E. 26" F. 27.25" G. 29" H. 27.5" 	A. 17.5" B. 20.5" C. 26" D. 14.5" E. 26" F. 27.25" G. 29" H. 27.5" 	Design Stylex/Brandon Walker Construction Seats and backs consist of curved upholstery grade or finished plywood. Upholstered interior liners consist of CFC-Free polyurethane foam over plywood. Dela frames are constructed out of 3/4" round steel tubing. Footrails on stool frames are constructed of 5/8" round steel tubing. Arm caps are offered in finished grade wood or upholstered constructed of foam and wood. Glides Plastic and felted glides come in black or light gray.
Arm Dimensions A1. Overall Width B1. Distance Between Arms C1. Arm Height A2. Overall Width (w/ Armcaps) B2. Distance Between Armcaps C2. Arm Height (w/ Armcaps)				A1. 28.25" A2. 30.5" B1. 26.75" B2. 26" C1. 7.5" C2. 8" 	Casters Casters are available in black or light gray. Wood Finishes The beauty of wood consists of its being a product of nature. As such, exposed wood surfaces will not offer the same consistency as man-made materials. Some variation in color, grain, and texture are to be expected, even within the same order. Another consideration is that wood components will tend to darken over time, exaggerating slightly naturally occurring differences. Chairs ordered at different times are likely to be less similar than those ordered together. Therefore, Stylex will not guarantee a precise match of color, grain, or texture of its wood components.
Style Options Fully Upholstered					Use Designed for indoor use only.
Finished Wood Back					Testing Manufactured to comply with ANSI/BIFMA x5.1 General Office Chair Tests.
Finished Wood Back and Seat					Environment Greenguard Certified.

							C.O.M.	C.O.L.	C.O.M / C.O.L. Fabric Upholstery Grades C.O.L.													Leather Upholstery Grades *Includes Welt Cord					
							Ydg.	Sq. ft.	C.O.M	A	B	C	D	E	F	G	H	I	J	K	L	M	W	X	Y	E1	E2
	Guest 4-leg Armless Fully Upholstered						1.7	26.5																			
	DL	1	1	1	Powder Coat			979	1,097	1,162	1,224	1,288	1,353	1,423	1,494	1,576	1,683	1,812	1,939	2,068	2,196	1,706	1,868	2,492	2,881	3,247	
					Chrome			1,242	1,360	1,425	1,487	1,551	1,616	1,686	1,757	1,839	1,946	2,075	2,202	2,331	2,459	1,969	2,131	2,755	3,144	3,510	
	Guest 4-leg Armless Finished Wood Back						1.7	20.7																			
	DL	1	1	2	Powder Coat			1,332	1,450	1,515	1,576	1,641	1,706	1,777	1,846	1,929	2,036	2,165	2,292	2,421	2,549	1,928	2,055	2,543	2,848	3,135	
					Chrome			1,595	1,713	1,778	1,839	1,904	1,969	2,040	2,109	2,192	2,299	2,428	2,555	2,684	2,812	2,191	2,318	2,806	3,111	3,398	
	Guest 4-leg Armless Finished Wood Back and Seat						0.9	17.3																			
	DL	1	1	3	Powder Coat			1,596	1,659	1,694	1,727	1,761	1,796	1,834	1,871	1,915	1,972	2,041	2,109	2,177	2,245	2,114	2,220	2,627	2,881	3,120	
					Chrome			1,859	1,922	1,957	1,990	2,024	2,059	2,097	2,134	2,178	2,235	2,304	2,372	2,440	2,508	2,377	2,483	2,890	3,144	3,383	

To Order Follow Steps 1-7

1. Series/Type/Frame/

2. Wood Finish Choices

3. Frame Finish Choices

4. Glide Choices

5. Welt Cord

6. Upholstery Options

7. Cover

Series, Type, Frame, Style

DL111

Dela Guest 4-leg Armless Fully Upholstered

DL112

Dela Guest 4-leg Armless Finished Wood Back

DL113

Dela Guest 4-leg Armless Finished Wood Back and Seat

Wood Finish

PZ20

Toned Walnut

PZ30

Alpi-Rift Cut Oak

Standard Powder Paint

BL

Blue

BM

Black Matte

BR

Brass

BT

Black Twilight

CP

Champagne

DB

Dark Bronze

DG

Dark Gray

DP

Dusty Pink

FG

Forest Green

LG

Light Gray

MG

Meadow Green

MK

Milk

MS

Metallic Silver

CH

Bright Chrome

NK

Nickel

NV

Navy

OR

Orange

PY

Pale Yellow

RD

Red

RO

Red Orange

RR

Rusty Red

SB

Soft Blue

SD

Sand

TC

Terracotta

TP

Taupe

TS

Textured Slate

YL

Yellow

Glides

PG1

Plastic Black Glides

PG3

Plastic Light Gray Glides

FG1

Plastic Black Glides with Felt Pads

FG2

Plastic Light Gray Glides with Felt Pads

Welt Cord

W1

Welt

+75

Welt cord is required with leather upholstery and already captured in list pricing above.

Upcharge is only applicable for fabrics.

Welt cord is available for all styles.

Upholstery Options

B1

Button Tuft

+26

T1

Liberty Tuft

+68

Contact customer service for custom contrasting upholstery details.

DF

Dual Fabric

Inside

0.8 yds

Outside

0.7 yds

When specifying in-graded fabrics, please apply the higher of the two grades.


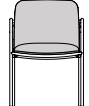

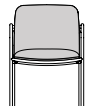

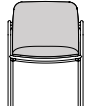
Dual Fabric only available on Fully Upholstered models.

Welt Cord on Dual Fabric Models uses the Inside Textile.

Fabrics are cut railroaded.

Refer to Stylex swatch cards and separately published in-graded fabric program to determine grades.

See general information section in the main price list for CAL 133 information.

							C.O.M.	C.O.L.	C.O.M / C.O.L. Fabric Upholstery Grades C.O.L.													Leather Upholstery Grades *Includes Welt Cord										
							Series	Type	Style	Frame	Finish	Ydg.	Sq. ft.	C.O.M	A	B	C	D	E	F	G	H	I	J	K	L	M	W	X	Y	E1	E2
 	Guest 4-leg Arm Fully Upholstered							1.7	26.5																							
	DL	1	2	1	Powder Coat			1,031	1,148	1,213	1,276	1,340	1,405	1,475	1,546	1,629	1,735	1,865	1,991	2,120	2,247	1,758	1,920	2,543	2,933	3,299						
					Chrome			1,401	1,518	1,583	1,646	1,710	1,775	1,845	1,916	1,999	2,105	2,235	2,361	2,490	2,617	2,128	2,290	2,913	3,303	3,669						
 	Guest 4-leg Arm Finished Wood Back							1.7	20.7																							
	DL	1	2	2	Powder Coat			1,379	1,496	1,561	1,624	1,689	1,752	1,823	1,893	1,977	2,082	2,212	2,339	2,468	2,595	1,975	2,102	2,589	2,894	3,181						
					Chrome			1,749	1,866	1,931	1,994	2,059	2,122	2,193	2,263	2,347	2,452	2,582	2,709	2,838	2,965	2,345	2,472	2,959	3,264	3,551						
 	Guest 4-leg Arm Finished Wood Back and Seat							0.9	17.3																							
	DL	1	2	3	Powder Coat			1,639	1,702	1,737	1,770	1,804	1,839	1,877	1,914	1,958	2,015	2,083	2,152	2,220	2,288	2,157	2,263	2,670	2,924	3,163						
					Chrome			2,009	2,072	2,107	2,140	2,174	2,209	2,247	2,284	2,328	2,385	2,453	2,522	2,590	2,658	2,527	2,633	3,040	3,294	3,533						

To Order Follow Steps 1-7

1. Series/Type/Frame/

Series, Type, Frame, Style

DL121 Dela Guest 4-leg Arm Fully Upholstered
DL122 Dela Guest 4-leg Arm Finished Wood Back
DL123 Dela Guest 4-leg Arm Finished Wood Back and Seat

2. Wood Finish Choices

Wood Finish

PZ20 Toned Walnut
PZ30 Alpi-Rift Cut Oak

3. Arm Cap Choices

Arm Cap

UC Upholstered +396
81 Oak +303
89 Toned Walnut +318

Upholstered arm cap textiles default to match the seat components. When Dual Fabric is selected, the inside textile is the default.

Solid wood arm caps are finished to closely match finished plywood backs and seats.

4. Frame Finish Choices

Standard Powder Paint

BL Blue
BM Black Matte
BR Brass
BT Black Twilight
CP Champagne
DB Dark Bronze
DG Dark Gray
DP Dusty Pink
FG Forest Green
LG Light Gray
MG Meadow Green
MK Milk
MS Metallic Silver

CH Bright Chrome

NK Nickel
NV Navy
OR Orange
PY Pale Yellow
RD Red
RO Red Orange
RR Rusty Red
SB Soft Blue
SD Sand
TC Terracotta
TP Taupe
TS Textured Slate
YL Yellow

5. Glide Choices

Glides

PG1 Plastic Black Glides
PG3 Plastic Light Gray Glides
FG1 Plastic Black Glides with Felt Pads
FG2 Plastic Light Gray Glides with Felt Pads

6. Welt Cord

Welt Cord

W1 Welt +75

Welt cord is required with leather upholstery and already captured in list pricing above.

Upcharge is only applicable for fabrics.

Welt cord is available for all styles.

7. Upholstery Options

Upholstery Options

B1 Button Tuft +26
T1 Liberty Tuft +68

Contact customer service for custom contrasting upholstery details.

Dual Fabric
Inside 0.8 yds
Outside 0.7 yds

When specifying in-graded fabrics, please apply the higher of the two grades.

Dual Fabric only available on Fully Upholstered models.




Welt Cord on Dual Fabric Models uses the Inside Textile.

8. Cover

Fabrics are cut railroaded.

Refer to Stylex swatch cards and separately published in-graded fabric program to determine grades.

See general information section in the main price list for CAL 133 information.

							C.O.M.	C.O.L.	C.O.M / C.O.L. Fabric Upholstery Grades C.O.L.													Leather Upholstery Grades *Includes Welt Cord					
		Series	Type	Style	Frame	Finish	Ydg.	Sq. ft.	C.O.M	A	B	C	D	E	F	G	H	I	J	K	L	M	W	X	Y	E1	E2
	Task 4-Blade Caster Fully Upholstered						1.7	26.5																			
	DL	2	3	1		Powder Coat			1,197	1,315	1,379	1,441	1,506	1,571	1,641	1,711	1,794	1,901	2,030	2,157	2,286	2,413	1,923	2,086	2,708	3,099	3,465
						Chrome			1,567	1,685	1,749	1,811	1,876	1,941	2,011	2,081	2,164	2,271	2,400	2,527	2,656	2,783	2,293	2,456	3,078	3,469	3,835
	Task 4-Blade Caster Finished Wood Back						1.7	20.7																			
	DL	2	3	2		Powder Coat			1,432	1,550	1,614	1,676	1,741	1,806	1,876	1,946	2,030	2,136	2,265	2,393	2,521	2,649	2,028	2,155	2,643	2,948	3,235
						Chrome			1,802	1,920	1,984	2,046	2,111	2,176	2,246	2,316	2,400	2,506	2,635	2,763	2,891	3,019	2,398	2,525	3,013	3,318	3,605
	Task 4-Blade Caster Finished Wood Back and Seat						0.9	17.3																			
	DL	2	3	3		Powder Coat			1,687	1,750	1,784	1,818	1,852	1,887	1,924	1,961	2,006	2,063	2,132	2,200	2,268	2,336	2,206	2,311	2,718	2,972	3,211
						Chrome			2,057	2,120	2,154	2,188	2,222	2,257	2,294	2,331	2,376	2,433	2,502	2,570	2,638	2,706	2,576	2,681	3,088	3,342	3,581

To Order Follow Steps 1-7

1. Series/Type/Frame/

2. Wood Finish Choices

3. Arm Cap Choices

4. Frame Finish Choices

5. Caster Choices

6. Welt Cord

7. Upholstery Options

8. Cover

DL231 Dela Task 4-Blade Caster Fully Upholstered

DL232 Dela Task 4-Blade Caster Finished Wood Back

DL233 Dela Task 4-Blade Caster Finished Wood Back and Seat

PZ20 Toned Walnut

PZ30 Alpi-Rift Cut Oak

UC Upholstered +396

81 Oak +303

89 Toned Walnut +318

Upholstered arm cap textiles default to match the seat components. When Dual Fabric is selected, the inside textile is the default.

Solid wood arm caps are finished to closely match finished plywood backs and seats.

BL Blue

BM Black Matte

BR Brass

BT Black Twilight

CP Champagne

DB Dark Bronze

DG Dark Gray

DP Dusty Pink

FG Forest Green

LG Light Gray

MG Meadow Green

MK Milk

MS Metallic Silver

NK Nickel

NV Navy

OR Orange

PY Pale Yellow

RD Red

RO Red Orange

RR Rusty Red

SB Soft Blue

SD Sand

TC Terracotta

TP Taupe

TS Textured Slate

YL Yellow

CH Bright Chrome

BC Black Carpet +00

BS Black Soft Wheel +35

GC Gray Carpet +23

GS Gray Soft Wheel +43

W1 Welt +75

Welt cord is required with leather upholstery and already captured in list pricing above.

Upcharge is only applicable for fabrics.

Welt cord is available for all styles.

B1 Button Tuft +26

T1 Liberty Tuft +68

Contact customer service for custom contrasting upholstery details.

DF Dual Fabric

Inside 0.8 yds

Outside 0.7 yds

When specifying in-graded fabrics, please apply the higher of the two grades.


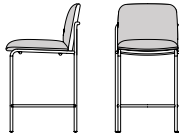

Dual Fabric only available on Fully Upholstered models.

Welt Cord on Dual Fabric Models uses the Inside Textile.

Fabrics are cut railroaded.

Refer to Stylex swatch cards and separately published in-graded fabric program to determine grades.

See general information section in the main price list for CAL 133 information.

							C.O.M.	C.O.L.	C.O.M / C.O.L. Fabric Upholstery Grades C.O.L.													Leather Upholstery Grades *Includes Welt Cord					
		Series	Type	Style	Frame	Finish	Ydg.	Sq. ft.	C.O.M	A	B	C	D	E	F	G	H	I	J	K	L	M	W	X	Y	E1	E2
	Counter Stool 4-leg Fully Upholstered						1.5	21.9																			
	DL	3	1	1		Powder Coat			1,175	1,285	1,345	1,404	1,464	1,525	1,590	1,656	1,734	1,833	1,953	2,071	2,191	2,310	1,797	1,932	2,446	2,768	3,071
						Chrome			1,545	1,655	1,715	1,774	1,834	1,895	1,960	2,026	2,104	2,203	2,323	2,441	2,561	2,680	2,167	2,302	2,816	3,138	3,441
	Counter Stool 4-leg Finished Wood Back						1.0	17.3																			
	DL	3	1	2		Powder Coat			1,510	1,581	1,619	1,658	1,696	1,735	1,777	1,819	1,869	1,933	2,010	2,087	2,164	2,241	2,028	2,134	2,541	2,795	3,034
						Chrome			1,880	1,951	1,989	2,028	2,066	2,105	2,147	2,189	2,239	2,303	2,380	2,457	2,534	2,611	2,398	2,504	2,911	3,165	3,404
	Counter Stool 4-leg Finished Wood Back and Seat						0.9	13.8																			
	DL	3	1	3		Powder Coat			1,906	1,969	2,003	2,037	2,071	2,105	2,143	2,180	2,225	2,281	2,351	2,419	2,487	2,555	2,346	2,430	2,756	2,959	3,150
						Chrome			2,276	2,339	2,373	2,407	2,441	2,475	2,513	2,550	2,595	2,651	2,721	2,789	2,857	2,925	2,716	2,800	3,126	3,329	3,520

To Order Follow Steps 1-7

1. Series/Type/Frame/

2. Wood Finish Choices

3. Frame Finish Choices

4. Glide Choices

5. Welt Cord

6. Upholstery Options

7. Cover

Series, Type, Frame, Style

DL311 Dela Counter Stool 4-leg Fully Upholstered

DL312 Dela Counter Stool 4-leg Finished Wood Back

DL313 Dela Counter Stool 4-leg Finished Wood Back and Seat

Wood Finish

PZ20 Toned Walnut

PZ30 Alpi-Rift Cut Oak

Standard Powder Paint

BL Blue

BM Black Matte

BR Brass

BT Black Twilight

CP Champagne

DB Dark Bronze

DG Dark Gray

DP Dusty Pink

FG Forest Green

LG Light Gray

MG Meadow Green

MK Milk

MS Metallic Silver

NK Nickel

NV Navy

OR Orange

PY Pale Yellow

RD Red

RO Red Orange

RR Rusty Red

SB Soft Blue

SD Sand

TC Terracotta

TP Taupe

TS Textured Slate

YL Yellow

CH Bright Chrome

Glides

PG1 Plastic Black Glides

PG3 Plastic Light Gray Glides

FG1 Plastic Black Glides with Felt Pads

FG2 Plastic Light Gray Glides with Felt Pads

Welt Cord

W1 Welt +75

Welt cord is required with leather upholstery and already captured in list pricing above.

Upcharge is only applicable for fabrics.

Welt cord is available for all styles.

Upholstery Options

B1 Button Tuft +26

T1 Liberty Tuft +68

Contact customer service for custom contrasting upholstery details.

DF Dual Fabric

Inside 0.8 yds

Outside 0.7 yds

When specifying in-graded fabrics, please apply the higher of the two grades.




Dual Fabric only available on Fully Upholstered models.

Welt Cord on Dual Fabric Models uses the Inside Textile.

Fabrics are cut railroaded.

Refer to Stylex swatch cards and separately published in-graded fabric program to determine grades.

See general information section in the main price list for CAL 133 information.

C.O.M. C.O.L.							C.O.M / C.O.L. Fabric Upholstery Grades C.O.L.														Leather Upholstery Grades *Includes Welt Cord																						
		Series	Type	Style	Frame Finish	Ydg.	Sq. ft.	C.O.M	A	B	C	D	E	F	G	H	I	J	K	L	M	W	X	Y	E1	E2																	
	Bar Stool 4-leg Fully Upholstered					1.5	21.9																																				
	DL	4	1	1	Powder Coat																				1,175	1,285	1,345	1,404	1,464	1,525	1,590	1,656	1,734	1,833	1,953	2,071	2,191	2,310	1,797	1,932	2,446	2,768	3,071
					Chrome																				1,545	1,655	1,715	1,774	1,834	1,895	1,960	2,026	2,104	2,203	2,323	2,441	2,561	2,680	2,167	2,302	2,816	3,138	3,441
	Bar Stool 4-leg Finished Wood Back					1.0	17.3																																				
	DL	4	1	2	Powder Coat																				1,510	1,581	1,619	1,658	1,696	1,735	1,777	1,819	1,869	1,933	2,010	2,087	2,164	2,241	2,028	2,134	2,541	2,795	3,034
					Chrome																				1,880	1,951	1,989	2,028	2,066	2,105	2,147	2,189	2,239	2,303	2,380	2,457	2,534	2,611	2,398	2,504	2,911	3,165	3,404
	Bar Stool 4-leg Finished Wood Back and Seat					0.9	13.8																																				
	DL	4	1	3	Powder Coat																				1,906	1,969	2,003	2,037	2,071	2,105	2,143	2,180	2,225	2,281	2,351	2,419	2,487	2,555	2,346	2,430	2,756	2,959	3,150
					Chrome																				2,276	2,339	2,373	2,407	2,441	2,475	2,513	2,550	2,595	2,651	2,721	2,789	2,857	2,925	2,716	2,800	3,126	3,329	3,520

To Order Follow Steps 1-7

1. Series/Type/Frame/

2. Wood Finish Choices

3. Frame Finish Choices

4. Glide Choices

5. Welt Cord

6. Upholstery Options

7. Cover

Series, Type, Frame, Style

DL411

Dela Bar Stool 4-leg Fully Upholstered

DL412

Dela Bar Stool 4-leg Finished Wood Back

DL413

Dela Bar Stool 4-leg Finished Wood Back and Seat

Wood Finish

PZ20

Toned Walnut

PZ30

Alpi-Rift Cut Oak

Standard Powder Paint

BL

Blue

BM

Black Matte

BR

Brass

BT

Black Twilight

CP

Champagne

DB

Dark Bronze

DG

Dark Gray

DP

Dusty Pink

FG

Forest Green

LG

Light Gray

MG

Meadow Green

MK

Milk

MS

Metallic Silver

CH

Bright Chrome

NK

Nickel

NV

Navy

OR

Orange

PY

Pale Yellow

RD

Red

RO

Red Orange

RR

Rusty Red

SB

Soft Blue

SD

Sand

TC

Terracotta

TP

Taupe

TS

Textured Slate

YL

Yellow

Glides

PG1

Plastic Black Glides

PG3

Plastic Light Gray Glides

FG1

Plastic Black Glides with Felt Pads

FG2

Plastic Light Gray Glides with Felt Pads

Welt Cord

W1

Welt

+75

Welt cord is required with leather upholstery and already captured in list pricing above.

Upcharge is only applicable for fabrics.

Welt cord is available for all styles.

Upholstery Options

B1

Button Tuft

+26

T1

Liberty Tuft

+68

Contact customer service for custom contrasting upholstery details.

DF

Dual Fabric

Inside

0.8 yds

Outside

0.7 yds

When specifying in-graded fabrics, please apply the higher of the two grades.


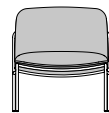



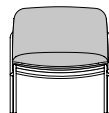
Dual Fabric only available on Fully Upholstered models.

Welt Cord on Dual Fabric Models uses the Inside Textile.

Fabrics are cut railroaded.

Refer to Stylex swatch cards and separately published in-graded fabric program to determine grades.

See general information section in the main price list for CAL 133 information.

							C.O.M.	C.O.L.	C.O.M / C.O.L. Fabric Upholstery Grades C.O.L.													Leather Upholstery Grades *Includes Welt Cord					
		Series	Type	Style	Frame	Finish	Ydg.	Sq. ft.	C.O.M	A	B	C	D	E	F	G	H	I	J	K	L	M	W	X	Y	E1	E2
 	Lounge 4-leg Armless Fully Upholstered						2.4	39.1																			
	DL	5	1	1		Powder Coat			1,973	2,146	2,241	2,332	2,427	2,521	2,625	2,728	2,850	3,006	3,196	3,381	3,571	3,758	2,908	3,127	3,968	4,492	4,986
						Chrome			2,236	2,409	2,504	2,595	2,690	2,784	2,888	2,991	3,113	3,269	3,459	3,644	3,834	4,021	3,171	3,390	4,231	4,755	5,249
 	Lounge 4-leg Armless Finished Wood Back						2.2	29.9																			
	DL	5	1	2		Powder Coat			2,209	2,366	2,452	2,536	2,621	2,707	2,801	2,894	3,005	3,147	3,320	3,489	3,661	3,830	2,961	3,131	3,781	4,188	4,571
						Chrome			2,472	2,629	2,715	2,799	2,884	2,970	3,064	3,157	3,268	3,410	3,583	3,752	3,924	4,093	3,224	3,394	4,044	4,451	4,834
 	Lounge 4-leg Armless Finished Wood Back and Seat						2.2	24.2																			
	DL	5	1	3		Powder Coat			2,566	2,724	2,809	2,893	2,979	3,065	3,159	3,253	3,364	3,506	3,677	3,847	4,019	4,189	3,215	3,356	3,898	4,237	4,555
						Chrome			2,829	2,987	3,072	3,156	3,242	3,328	3,422	3,516	3,627	3,769	3,940	4,110	4,282	4,452	3,478	3,619	4,161	4,500	4,818

To Order Follow Steps 1-7

1. Series/Type/Frame/

Series, Type, Frame, Style

DL511

Dela Lounge 4-leg Armless Fully Upholstered

DL512

Dela Lounge 4-leg Armless Finished Wood Back

DL513

Dela Lounge 4-leg Armless Finished Wood Back and Seat

2. Wood Finish Choices

Wood Finish

PZ20

Toned Walnut

PZ30

Alpi-Rift Cut Oak

3. Frame Finish Choices

Standard Powder Paint

BL

Blue

NK

Nickel

BM

Black Matte

NV

Navy

BR

Brass

OR

Orange

BT

Black Twilight

PY

Pale Yellow

CP

Champagne

RD

Red

DB

Dark Bronze

RO

Red Orange

DG

Dark Gray

RR

Rusty Red

DP

Dusty Pink

SB

Soft Blue

FG

Forest Green

SD

Sand

LG

Light Gray

TC

Terracotta

MG

Meadow Green

TP

Taupe

MK

Milk

TS

Textured Slate

MS

Metallic Silver

YL

Yellow

CH

Bright Chrome

4. Glide Choices

Glides

PG1

Plastic Black Glides

PG3

Plastic Light Gray Glides

FG1

Plastic Black Glides with Felt Pads

FG2

Plastic Light Gray Glides with Felt Pads

5. Welt Cord

Welt Cord

W1

Welt

+75

Welt cord is required with leather upholstery and already captured in list pricing above.

Upcharge is only applicable for fabrics.

Welt cord is available for all styles.

6. Upholstery Options

Upholstery Options

B1

Button Tuft

+26

T1

Liberty Tuft

+68

Contact customer service for custom contrasting upholstery details.

DF

Dual Fabric

Inside

0.8 yds

Outside

0.7 yds

When specifying in-graded fabrics, please apply the higher of the two grades.

Dual Fabric only available on Fully Upholstered models.

Welt Cord on Dual Fabric Models uses the Inside Textile.

7. Cover

Fabrics are cut railroaded.

Refer to Stylex swatch cards and separately published in-graded fabric program to determine grades.

See general information section in the main price list for CAL 133 information.

To Order Follow Steps 1-7

