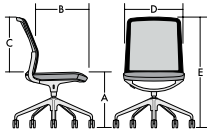
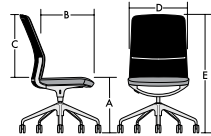
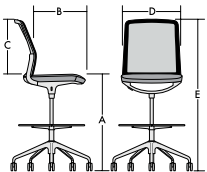
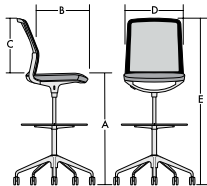
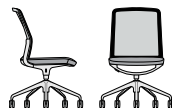
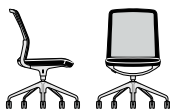
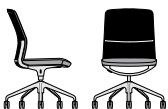

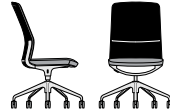
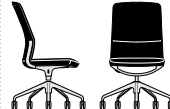


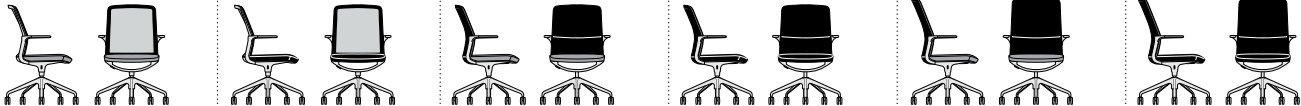
stylex

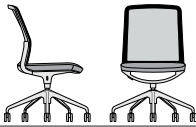
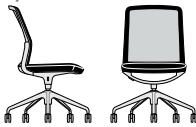
F4

PRICE LIST
















Effective November 1, 2022

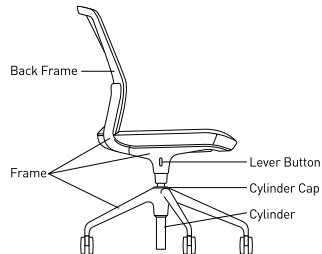
Dimensions / Overview	Mesh Back / Knit Seat	Mesh Back / Upholstered Seat	Upholstered Back / Knit Seat	Fully Upholstered	Upholstered Back / Knit Seat	Fully Upholstered	General Information
General Dimensions	Medium Back Swivel Armless				Tall Back Swivel Armless		
Standard Height A. Seat Height B. Seat Depth C. Back Height D. Seat Width E. Maximum Overall Height	A. 17.75" - 22.75" B. 17" C. 18" D. 19.5" E. 36"-41" 				A. 17.75" - 22.75" B. 17" C. 20.5" D. 19.5" E. 38.5" - 43.5" 		Design Fig 40 Back Construction - Upholstered Backs Upholstered backs utilize an internal frame of welded steel rod integrated with a flexible B-surface material and covered with polyurethane foam. - Mesh Backs Mesh backs have injection-molded, glass-filled frames to which the mesh is applied. Seat Construction - Upholstered Seats/Knit Seats Both upholstered and knit seats incorporate a flexible polypropylene seat pan on which is placed a dual-density cushion of molded, CFC-free foam. Mechanism The mechanism, comprised primarily of steel and aluminum, has fixed tension with movement controlled by two series of leaf springs, one on either side of the seat. A height adjustment button is located on the right side of the cast aluminum yoke supporting the seat pan. Bases Bases are produced from cast aluminum and have five blades. Casters are available in black, gray, and chrome trim, all in carpet or soft wheel versions. Testing Manufactured to comply with ANSI/BIFMA X5.1 General Purpose Office Chairs Tests. Environment Greenguard certified
Intermediate Height A. Seat Height B. Seat Depth C. Back Height D. Seat Width E. Maximum Overall Height	A. 24" - 31.5" B. 17" C. 18" D. 19.5" E. 42.25"-49.75" 						
Full Height A. Seat Height B. Seat Depth C. Back Height D. Seat Width E. Maximum Overall Height	A. 26.5"-36.5" B. 17" C. 18" D. 19.5" E. 44.75"-54.75" 						
Scope of Line: Upholstered Models							
							

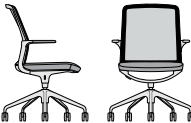

Dimensions / Overview	Mesh Back / Knit Seat	Mesh Back / Upholstered Seat	Upholstered Back / Knit Seat	Fully Upholstered	Upholstered Back / Knit Seat	Fully Upholstered	General Information
General Dimensions	Medium Back Swivel with Arms				Tall Back Swivel with Arms		
Standard Height A. Seat Height B. Seat Depth C. Back Height D. Arm Height E. Back Width F. Overall Arm Width G. Maximum Overall Height	A. 17.75" - 22.75" B. 17" C. 18" D. 6.75" E. 17.25" F. 24" G. 36" - 41"				A. 17.75" - 22.75" B. 17" C. 20.5" D. 6.75" E. 17.25" F. 24" G. 38.5" - 43.5"		Design Fig 40 Back Construction - Upholstered Backs Upholstered backs utilize an internal frame of welded steel rod integrated with a flexible B-surface material and covered with polyurethane foam. - Mesh Backs Mesh backs have injection-molded, glass-filled frames to which the mesh is applied.
Intermediate Height A. Seat Height B. Seat Depth C. Back Height D. Arm Height E. Back Width F. Overall Arm Width G. Maximum Overall Height	A. 24" - 31.5" B. 17" C. 18" D. 6.75" E. 17.25" F. 24" G. 42.25" - 49.75"						Seat Construction - Upholstered Seats/Knit Seats Both upholstered and knit seats incorporate a flexible polypropylene seat pan on which is placed a dual-density cushion of molded, CFC-free foam. Mechanism The mechanism, comprised primarily of steel and aluminum, has fixed tension with movement controlled by two series of leaf springs, one on either side of the seat. A height adjustment button is located on the right side of the cast aluminum yoke supporting the seat pan.
Full Height A. Seat Height B. Seat Depth C. Back Height D. Arm Height E. Back Width F. Overall Arm Width G. Maximum Overall Height	A. 26.5" - 36.5" B. 17" C. 18" D. 6.75" E. 17.25" F. 24" G. 44.75" - 54.75"						Arms Arms are fixed and made of cast aluminum. Caps are available in flexible polyurethane foam, wood, or cast aluminum. Wood arm caps are available in White Oak or Walnut; aluminum arm caps will match the chosen frame finish. Bases Bases are produced from cast aluminum and have five blades. Casters are available in black, gray, and chrome trim, all in carpet or soft wheel versions.
Scope of Line: Upholstered Models							Testing Manufactured to comply with ANSI/BIFMA X5.1 General Purpose Office Chairs Tests.
							Environment Greenguard certified

Conference Task								C.O.M. / C.O.L. Fabric Upholstery Grades														Leather Upholstery Grades				
C.O.M. C.O.L.								C.O.L.																		
	Series	Arm	Back	Style	Description / Finish	Ydg.	Sq. Ft.	C.O.M.	A	B	C	D	E	F	G	H	I	J	K	L	M	W	X	Y	E1	E2
	F	1	6	1	Five-Blade Swivel with Pneumatic Lift	-	-																			
					Polished Aluminum	1,171																				
					Powder Coat	1,267																				
	F	1	6	2	Five-Blade Swivel with Pneumatic Lift	0.8	9																			
					Polished Aluminum	1,137	1,189	1,219	1,247	1,274	1,305	1,337	1,368	1,405	1,454	1,512	1,569	1,628	1,685	1,396	1,452	1,629	1,703	1,904		
					Powder Coat	1,233	1,285	1,315	1,343	1,370	1,401	1,433	1,464	1,501	1,550	1,608	1,665	1,724	1,781	1,492	1,548	1,725	1,799	2,000		

To Order Follow Steps 1-10

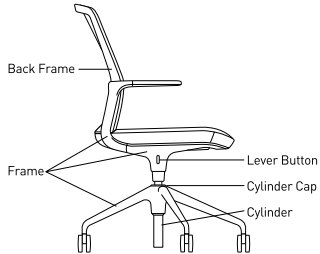
1. Series / Arm / Back	2. Style	3. Mesh Back	4. Knit Seat	5. Frame Finish	6. Back Frame	7. Trim Color	8. Caster Choice	9. Other Options	10. Cover
F16  Medium Back Swivel Armless Chair with Pneumatic Lift and Back Tilt	 Style 1 Mesh Back Knit Seat 2 Mesh Back Upholstered Seat	 Mesh Back Color M1 Black M2 Graphite M3 Smoke M5 White M13 Poppy M15 Midnight Blue M22 Black/Smoke M23 Black/Bronze M26 Black/Midnight Blue M27 Black/Red M28 White/Smoke	 Knit Seat Color K1 Black K2 Graphite K3 Smoke K13 Poppy K15 Midnight Blue K22 Black/Smoke K23 Black/Bronze K26 Black/Midnight Blue K27 Black/Red	 Standard Powder Coat Matched to Trim BM Black Matte MK Milk LG Light Gray  Additional Finishes BL Blue BR Brass BT Black Twilight CP Champagne DB Dark Bronze DG Dark Gray DP Dusty Pink FG Forest Green MG Meadow Green MS Metallic Silver NK Nickel NV Navy OR Orange PY Pale Yellow RD Red RO Red Orange RR Rusty Red SB Soft Blue SD Sand TC Terracotta TP Taupe TS Textured Slate YL Yellow  AL Polished Aluminum	 Back Frame Color B1 Black B2 Gray B3 White	 Cylinder, Cap, Lever Button T01 Chrome Cylinder Black Cap, Button T11 All Black T22 All Grey T31 White Cylinder Black Cap, Button T32 White Cylinder Gray Cap, Button	 Black Casters BC Black Carpet Casters +00 BS Black Soft Wheel +43 CC Chrome Trim Casters +96 CS Chrome Trim Soft Wheel +121  Gray Casters GC Gray Carpet Casters +27 GS Gray Soft Wheel +51	 CT Contrasting Thread +00 Only available on upholstered seats and/or upholstered backs.  HL Height Lock +00 Customer specifies a fixed height position.  Stools M Intermediate Drafting Height +152 H Full Drafting Height +152 Stool cylinder and footring are chrome with black trim.	 Refer to Stylex swatch cards and separately published in-graded fabric program to determine grades. See general information section in the main price list for CAL 133 information.

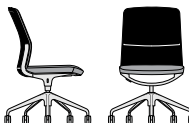



Conference Task								C.O.M. / C.O.L. Fabric Upholstery Grades														Leather Upholstery Grades				
C.O.M. C.O.L.								C.O.L.																		
	Series	Arm	Back	Style	Description / Finish	Ydg.	Sq. Ft.	C.O.M.	A	B	C	D	E	F	G	H	I	J	K	L	M	W	X	Y	E1	E2
	F	2	6	1	Five-Blade Swivel with Pneumatic Lift	-	-																			
					Polished Aluminum	1,196																				
					Powder Coat	1,292																				
	F	2	6	2	Five-Blade Swivel with Pneumatic Lift	0.8	9																			
					Polished Aluminum	1,162	1,214	1,244	1,272	1,299	1,330	1,362	1,393	1,430	1,479	1,537	1,594	1,653	1,710	1,421	1,477	1,654	1,728	1,929		
					Powder Coat	1,258	1,310	1,340	1,368	1,395	1,426	1,458	1,489	1,526	1,575	1,633	1,690	1,749	1,806	1,517	1,573	1,750	1,824	2,025		

To Order Follow Steps 1-11

1. Series/Arm/Back	2. Style	3. Mesh Back	4. Knit Seat	5. Frame Finish	6. Back Frame	7. Arm Cap	8. Trim Color	9. Caster Choice	10. Other Options	11. Cover
F26 Medium Back Swivel Arm Chair with Pneumatic Lift and Back Tilt	1 Mesh Back Knit Seat 2 Mesh Back Upholstered Seat	M1 Black M2 Graphite M3 Smoke M5 White M13 Poppy M15 Midnight Blue M22 Black/Smoke M23 Black/Bronze M26 Black/Midnight Blue M27 Black/Red M28 White/Smoke	K1 Black K2 Graphite K3 Smoke K13 Poppy K15 Midnight Blue K22 Black/Smoke K23 Black/Bronze K26 Black/Midnight Blue K27 Black/Red	BM Black Matte MK Milk LG Light Gray Additional Finishes BL Blue BR Brass BT Black Twilight CP Champagne DB Dark Bronze DG Dark Gray DP Dusty Pink FG Forest Green MG Meadow Green MS Metallic Silver NK Nickel NV Navy OR Orange PY Pale Yellow RD Red RO Red Orange RR Rusty Red SB Soft Blue SD Sand TC Terracotta TP Taupe TS Textured Slate YL Yellow AL Polished Aluminum	B1 Black B2 Gray B3 White	A1 Black +00 A2 Gray +00 Wood Arm Caps 81 White Oak +214 85 Walnut +214 Aluminum Arm Caps 70 Aluminum +78 Aluminum arm caps match the chosen frame finish.	T01 Chrome Cylinder Black Cap, Button T11 All Black T22 All Gray T31 White Cylinder Black Cap, Button T32 White Cylinder Gray Cap, Button	BC Black Carpet Casters +00 BS Black Soft Wheel +43 CC Chrome Trim Casters +96 CS Chrome Trim Soft Wheel +121 Gray Casters GC Gray Carpet Casters +27 GS Gray Soft Wheel +51	CT Contrasting Thread +00 Only available on upholstered seats and/or upholstered backs. HL Height Lock +00 Customer specifies a fixed height position. Stools M Intermediate Drafting Height +152 H Full Drafting Height +152 Stool cylinder and footring are chrome with black trim.	Refer to Stylex swatch cards and separately published in-graded fabric program to determine grades. See general information section in the main price list for CAL 133 information.



Conference Task								C.O.M. / C.O.L. Fabric Upholstery Grades														Leather Upholstery Grades				
								C.O.L.																		
	Series	Arm	Back	Style	Description / Finish	Ydg.	Sq. Ft.	C.O.M.	A	B	C	D	E	F	G	H	I	J	K	L	M	W	X	Y	E1	E2
	F	1	6	3	Five-Blade Swivel with Pneumatic Lift	0.8	11																			
						Polished Aluminum																				
						Powder Coat	1,540	1,594	1,625	1,653	1,683	1,713	1,746	1,780	1,818	1,867	1,926	1,986	2,044	2,104	1,832	1,903	2,129	2,225	2,444	
								1,636	1,690	1,721	1,749	1,779	1,809	1,842	1,876	1,914	1,963	2,022	2,082	2,140	2,200	1,928	1,999	2,225	2,321	2,540
	F	1	6	4	Five-Blade Swivel with Pneumatic Lift	1.6	20																			
						Polished Aluminum																				
						Powder Coat	1,540	1,649	1,709	1,767	1,826	1,886	1,952	2,015	2,093	2,195	2,314	2,433	2,549	2,669	2,042	2,169	2,574	2,742	3,162	
								1,636	1,745	1,805	1,863	1,922	1,982	2,048	2,111	2,189	2,291	2,410	2,529	2,645	2,765	2,138	2,265	2,670	2,838	3,258

To Order Follow Steps 1-8

1. Series / Arm / Back

F16

Medium Back
Swivel Armless
Chair with
Pneumatic Lift
and Back Tilt

2. Style

3 Upholstered
Back with
Knit Seat

4 Fully
Upholstered

3. Knit Seat

Knit Seat Color

K1 Black

K2 Graphite

K3 Smoke

K13 Poppy

K15 Midnight Blue

K22 Black/Smoke

K23 Black/Bronze

K26 Black/Midnight Blue

K27 Black/Red

4. Frame Finish

Standard Powder
Coat Matched to Trim

BM Black Matte

MK Milk

LG Light Gray

Additional Finishes

BL Blue

BR Brass

BT Black Twilight

CP Champagne

DB Dark Bronze

DG Dark Gray

DP Dusty Pink

FG Forest Green

MG Meadow Green

MS Metallic Silver

NK Nickel

NV Navy

OR Orange

PY Pale Yellow

RD Red

RO Red Orange

RR Rusty Red

SB Soft Blue

SD Sand

TC Terracotta

TP Taupe

TS Textured Slate

YL Yellow

AL Polished Aluminum

5. Trim Color

Cylinder, Cap,
Lever Button

T01 Chrome Cylinder
Black Cap, Button

T11 All Black

T22 All Gray

T31 White Cylinder
Black Cap, Button

T32 White Cylinder
Gray Cap, Button

6. Caster Choice

Black Casters

BC Black Carpet Casters +00

BS Black Soft Wheel +43

CC Chrome Trim Casters +96

CS Chrome Trim Soft Wheel +121

Gray Casters

GC Gray Carpet Casters +27

GS Gray Soft Wheel +51

7. Other Options

CT Contrasting Thread +00

Only available on upholstered
seats and/or upholstered backs.

HL Height Lock +00

Customer specifies a fixed height
position.

Decorative Upholstery

D1 Channel +133

D2 Loop +133

Channel

Loop

Stools

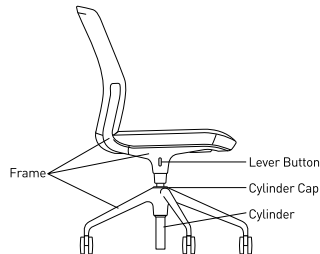
M Intermediate Drafting Height +152

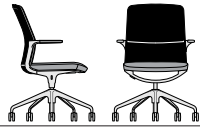

H Full Drafting Height +152

8. Cover

Refer to Stylex swatch cards
and separately published
in-graded fabric program to
determine grades.

See general information
section in the main price
list for CAL 133 information.



Conference Task								C.O.M. / C.O.L. Fabric Upholstery Grades													Leather Upholstery Grades					
C.O.M. C.O.L.								C.O.L.																		
	Series	Arm	Back	Style	Description / Finish	Ydg.	Sq. Ft.	C.O.M.	A	B	C	D	E	F	G	H	I	J	K	L	M	W	X	Y	E1	E2
	F	2	6	3	Five-Blade Swivel with Pneumatic Lift	0.8	11																			
					Polished Aluminum			1,565	1,619	1,650	1,678	1,708	1,738	1,771	1,805	1,843	1,892	1,951	2,011	2,069	2,129	1,857	1,928	2,154	2,250	2,469
					Powder Coat			1,661	1,715	1,746	1,774	1,804	1,834	1,867	1,901	1,939	1,988	2,047	2,107	2,165	2,225	1,953	2,024	2,250	2,346	2,565
	F	2	6	4	Five-Blade Swivel with Pneumatic Lift	1.6	20																			
					Polished Aluminum			1,565	1,674	1,734	1,792	1,851	1,911	1,977	2,040	2,118	2,220	2,339	2,458	2,574	2,694	2,067	2,194	2,599	2,767	3,187
					Powder Coat			1,661	1,770	1,830	1,888	1,947	2,007	2,073	2,136	2,214	2,316	2,435	2,554	2,670	2,790	2,163	2,290	2,695	2,863	3,283

To Order Follow Steps 1-9

1. Series / Arm / Back

F26

Medium Back Swivel Arm Chair with Pneumatic Lift and Back Tilt

2. Style

3 Upholstered Back with Knit Seat

4 Fully Upholstered

3. Knit Seat

K1 Black
 K2 Graphite
 K3 Smoke
 K13 Poppy
 K15 Midnight Blue
 K22 Black/Smoke
 K23 Black/Bronze
 K26 Black/Midnight Blue
 K27 Black/Red

4. Frame Finish

BM Black Matte
 MK Milk
 LG Light Gray
 Additional Finishes
 BL Blue
 BR Brass
 BT Black Twilight
 CP Champagne
 DB Dark Bronze
 DG Dark Gray
 DP Dusty Pink
 FG Forest Green
 MG Meadow Green
 MS Metallic Silver
 NK Nickel
 NV Navy
 OR Orange
 PY Pale Yellow
 RD Red
 RO Red Orange
 RR Rusty Red
 SB Soft Blue
 SD Sand
 TC Terracotta
 TP Taupe
 TS Textured Slate
 YL Yellow
 AL Polished Aluminum

5. Arm Cap

Polyurethane Arm Caps
 A1 Black +00
 A2 Gray +00
 Wood Arm Caps
 81 White Oak +214
 85 Walnut +214
 Aluminum Arm Caps
 70 Aluminum +78
 Aluminum arm caps match the chosen frame finish.


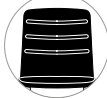
6. Trim Color

Cylinder, Cap, Lever Button
 T01 Chrome Cylinder Black Cap, Button
 T11 All Black
 T22 All Gray
 T31 White Cylinder Black Cap, Button
 T32 White Cylinder Gray Cap, Button

7. Caster Choice

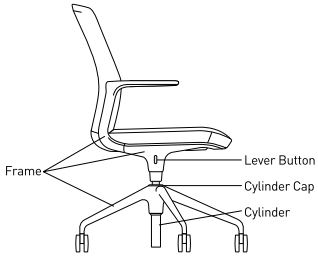
Black Casters
 BC Black Carpet Casters +00
 BS Black Soft Wheel +43
 CC Chrome Trim Casters +96
 CS Chrome Trim Soft Wheel +121
 Gray Casters
 GC Gray Carpet Casters +27
 GS Gray Soft Wheel +51

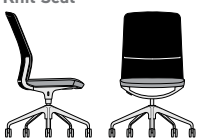

8. Other Options

CT Contrasting Thread +00
 Only available on upholstered seats and/or upholstered backs.
 HL Height Lock +00
 Customer specifies a fixed height position.
 Decorative Upholstery
 D1 Channel +133
 D2 Loop +133
 Channel
 Loop
 Stools
 M Intermediate Drafting Height +152
 H Full Drafting Height +152
 Stool cylinder and footring are chrome with black trim.

9. Cover

Refer to Stylex swatch cards and separately published in-graded fabric program to determine grades.
See general information section in the main price list for CAL 133 information.



Conference Task								C.O.M. / C.O.L. Fabric Upholstery Grades														Leather Upholstery Grades				
								C.O.L.																		
	Series	Arm	Back	Style	Description / Finish	Ydg.	Sq. Ft.	C.O.M.	A	B	C	D	E	F	G	H	I	J	K	L	M	W	X	Y	E1	E2
	F	1	8	3	Five-Blade Swivel with Pneumatic Lift	1.0	15																			
					Polished Aluminum			1,649	1,719	1,757	1,794	1,834	1,873	1,914	1,956	2,006	2,069	2,147	2,224	2,299	2,375	1,943	2,012	2,241	2,335	2,554
					Powder Coat			1,745	1,815	1,853	1,890	1,930	1,969	2,010	2,052	2,102	2,165	2,243	2,320	2,395	2,471	2,039	2,108	2,337	2,431	2,650
	F	1	8	4	Five-Blade Swivel with Pneumatic Lift	1.8	23																			
					Polished Aluminum			1,649	1,774	1,842	1,909	1,975	2,044	2,119	2,196	2,283	2,398	2,533	2,669	2,804	2,939	2,155	2,280	2,685	2,854	3,273
					Powder Coat			1,745	1,870	1,938	2,005	2,071	2,140	2,215	2,292	2,379	2,494	2,629	2,765	2,900	3,035	2,251	2,376	2,781	2,950	3,369

To Order Follow Steps 1-8

1. Series / Arm / Back

F18

Tall Back Swivel
Armless Chair
with Pneumatic
Lift and Back
Tilt

2. Style

3 Upholstered
Back with
Knit Seat

4 Fully
Upholstered

3. Knit Seat

Knit Seat Color

K1 Black

K2 Graphite

K3 Smoke

K13 Poppy

K15 Midnight Blue

K22 Black/Smoke

K23 Black/Bronze

K26 Black/Midnight Blue

K27 Black/Red

4. Frame Finish

Standard Powder
Coat Matched to Trim

BM Black Matte

MK Milk

LG Light Gray

Additional Finishes

BL Blue

BR Brass

BT Black Twilight

CP Champagne

DB Dark Bronze

DG Dark Gray

DP Dusty Pink

FG Forest Green

MG Meadow Green

MS Metallic Silver

NK Nickel

NV Navy

OR Orange

PY Pale Yellow

RD Red

RO Red Orange

RR Rusty Red

SB Soft Blue

SD Sand

TC Terracotta

TP Taupe

TS Textured Slate

YL Yellow

AL Polished Aluminum

5. Trim Color

Cylinder, Cap,
Lever Button

T01 Chrome Cylinder
Black Cap, Button

T11 All Black

T22 All Gray

T31 White Cylinder
Black Cap, Button

T32 White Cylinder
Gray Cap, Button

6. Caster Choice

Black Casters

BC Black Carpet Casters +00

BS Black Soft Wheel +43

CC Chrome Trim Casters +96

CS Chrome Trim Soft Wheel +121

Gray Casters

GC Gray Carpet Casters +27

GS Gray Soft Wheel +51

7. Other Options

CT Contrasting Thread +00

Only available on upholstered
seats and/or upholstered backs.

HL Height Lock +00

Customer specifies a fixed height
position.

Decorative Upholstery

D1 Channel +133

D2 Loop +133

Channel

Loop

Stools

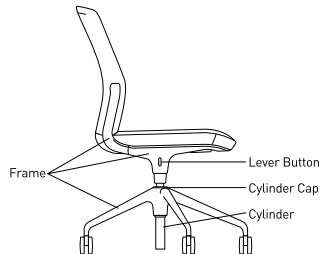
M Intermediate Drafting Height +152



H Full Drafting Height +152

8. Cover

Refer to Stylex swatch cards
and separately published
in-graded fabric program to
determine grades.

See general information
section in the main price
list for CAL 133 information.



Conference Task								C.O.M. / C.O.L. Fabric Upholstery Grades													Leather Upholstery Grades					
								C.O.L.																		
	Series	Arm	Back	Style	Description / Finish	Ydg.	Sq. Ft.	C.O.M.	A	B	C	D	E	F	G	H	I	J	K	L	M	W	X	Y	E1	E2
	F	2	8	3	Five-Blade Swivel with Pneumatic Lift	1.0	15																			
					Polished Aluminum			1,674	1,744	1,782	1,819	1,859	1,898	1,939	1,981	2,031	2,094	2,172	2,249	2,324	2,400	1,968	2,037	2,266	2,360	2,579
					Powder Coat			1,770	1,840	1,878	1,915	1,955	1,994	2,035	2,077	2,127	2,190	2,268	2,345	2,420	2,496	2,064	2,133	2,362	2,456	2,675
	F	2	8	4	Five-Blade Swivel with Pneumatic Lift	1.8	23																			
					Polished Aluminum			1,674	1,799	1,867	1,934	2,000	2,069	2,144	2,221	2,308	2,423	2,558	2,694	2,829	2,964	2,180	2,305	2,710	2,879	3,298
					Powder Coat			1,770	1,895	1,963	2,030	2,096	2,165	2,240	2,317	2,404	2,519	2,654	2,790	2,925	3,060	2,276	2,401	2,806	2,975	3,394

To Order Follow Steps 1-8

1. Series / Arm / Back

F28

Tall Back Swivel Arm Chair with Pneumatic Lift and Back Tilt

2. Style

3 Upholstered Back with Knit Seat

4 Fully Upholstered

3. Knit Seat

Knit Seat Color

K1 Black
 K2 Graphite
 K3 Smoke
 K13 Poppy
 K15 Midnight Blue
 K22 Black/Smoke
 K23 Black/Bronze
 K26 Black/Midnight Blue
 K27 Black/Red

4. Frame Finish

Standard Powder Coat Matched to Trim

BM Black Matte
 MK Milk
 LG Light Gray

Additional Finishes

BL Blue
 BR Brass
 BT Black Twilight
 CP Champagne
 DB Dark Bronze
 DG Dark Gray
 DP Dusty Pink
 FG Forest Green
 MG Meadow Green
 MS Metallic Silver
 NK Nickel
 NV Navy
 OR Orange
 PY Pale Yellow
 RD Red
 RO Red Orange
 RR Rusty Red
 SB Soft Blue
 SD Sand
 TC Terracotta
 TP Taupe
 TS Textured Slate
 YL Yellow

AL Polished Aluminum

5. Arm Cap

Polyurethane Arm Caps

A1 Black +00
 A2 Gray +00

Wood Arm Caps

81 White Oak +214
 85 Walnut +214

Aluminum Arm Caps

70 Aluminum +78

Aluminum arm caps match the chosen frame finish.

6. Trim Color

Cylinder, Cap, Lever Button

T01 Chrome Cylinder Black Cap, Button
 T11 All Black
 T22 All Gray
 T31 White Cylinder Black Cap, Button
 T32 White Cylinder Gray Cap, Button

7. Caster Choice

Black Casters

BC Black Carpet Casters +00
 BS Black Soft Wheel +43
 CC Chrome Trim Casters +96
 CS Chrome Trim Soft Wheel +121

Gray Casters

GC Gray Carpet Casters +27
 GS Gray Soft Wheel +51

8. Other Options

CT Contrasting Thread +00



Only available on upholstered seats and/or upholstered backs.

HL Height Lock +00

Customer specifies a fixed height position.

Decorative Upholstery

D1 Channel +133
 D2 Loop +133

 Channel
 Loop

Stools

M Intermediate Drafting Height +152
 H Full Drafting Height +152

Stool cylinder and footing are chrome with black trim.

9. Cover

Refer to Stylex swatch cards and separately published in-graded fabric program to determine grades.

See general information section in the main price list for CAL 133 information.

