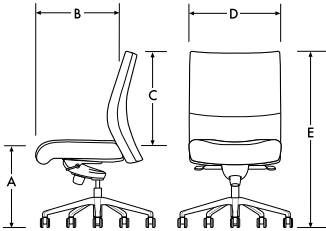
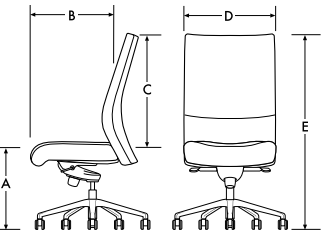
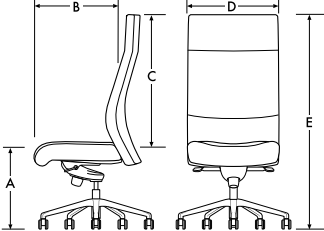
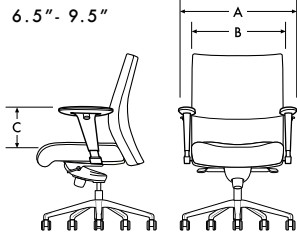
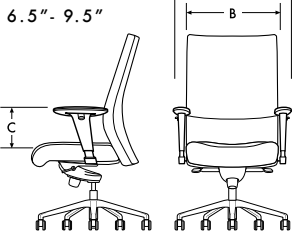
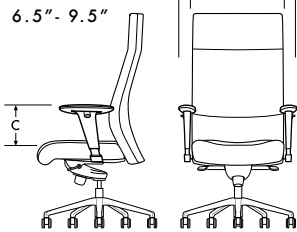
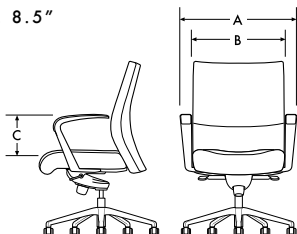
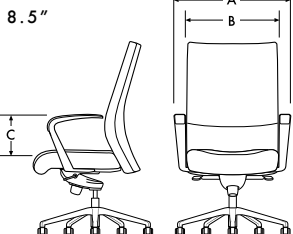
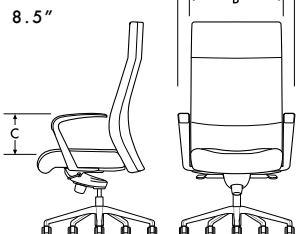


stylex



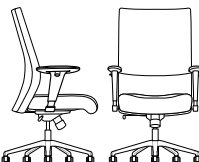
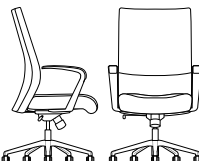
Insight Executive

PRICE LIST

Effective November 1, 2022

<div> insight executive fully upholstered swivel </div> <div> PRODUCT INFORMATION APPLICATIONS: EXECUTIVE / CONFERENCE </div>	MEDIUM SEAT MEDIUM BACK	MEDIUM SEAT HIGH BACK	MEDIUM SEAT TALL BACK		GENERAL INFORMATION
	SIZE 6 MEDIUM BACK	SIZE 8 HIGH BACK	SIZE 9 TALL BACK		
<div> GENERAL DIMENSIONS A. SEAT HEIGHT* B. SEAT DEPTH C. BACK HEIGHT D. SEAT WIDTH & OVERALL WIDTH (ARMLESS) E. MAXIMUM OVERALL HEIGHT* * MEASUREMENTS GIVEN ARE ACCURATE FOR 38 CONTROL. SPECIFIC MODELS MAY VARY SLIGHTLY. </div>	<div> A. 17.25"- 21" B. 19" C. 20.5" D. 20.5" E. 37.75"- 41.5" </div> 	<div> A. 17.25"- 21" B. 19" C. 24" D. 20.5" E. 41.25"- 45.5" </div> 	<div> A. 17.25"- 21" B. 19" C. 28" D. 20.5" E. 45.25" - 49" </div> 		<div> DESIGN STYLEX </div> <div> BACK CONSTRUCTION BACKS CONSIST OF AN UPHOLSTERED COVER PULLED OVER AN ELASTOMERIC SUB-SURFACE ENCASING A 5/8" STEEL ROD FRAME. ON THE FRONT SIDE, BETWEEN THE SUB-SURFACE AND THE UPHOLSTERY IS 1/2" OF RESILIENT FOAM. </div> <div> SEAT CONSTRUCTION SEATS INCORPORATE COMPOUND CURVE PLYWOOD COVERED WITH CUSHIONS OF CFC-FREE POLYURETHANE. </div> <div> ARMS HEIGHT-ADJUSTABLE AND FIXED HEIGHT T-ARMS HAVE PADS MADE FROM SELF-SKINNED URETHANE OVER A STEEL FRAME. FIXED HEIGHT CANTILEVER ARMS MAY BE BLACK POLYURETHANE, UPHOLSTERED, OR CAST ALUMINUM. ALUMINUM ARMS MAY BE POLISHED OR PAINTED WITH OR WITHOUT CAPS. CAPS MAY BE UPHOLSTERED OR BLACK PLASTIC. </div> <div> BASES THE STANDARD FIVE PRONG BASE IS CAST ALUMINUM AVAILABLE EITHER WITH HIGHLY POLISHED FINISH OR A CHOICE OF POWDER COAT FINISHES. AN OPTIONAL BLACK GLASS-FILLED NYLON BASE IS AVAILABLE AS A LESS EXPENSIVE ALTERNATIVE. </div> <div> CASTERS OPTIONAL RUBBER-TIRED CASTERS MUST BE USED ON HARD FLOORS SUCH AS WOOD, LINOLEUM OR CONCRETE. PLEASE BE SURE TO SPECIFY RUBBER-TIRED CASTERS FOR THESE APPLICATIONS. </div> <div> TESTING MANUFACTURED TO COMPLY WITH ANSI/BIFMA X5.1 GENERAL OFFICE CHAIR TESTS. </div> <div> ENVIRONMENT GREENGUARD CERTIFIED. </div>
<div> T-SHAPE ADJUSTABLE ARM OPTION A. OVERALL WIDTH B. DISTANCE BETWEEN ARMS C. ARM HEIGHT </div>	<div> A. 26" B. 19" C. 6.5"- 9.5" </div> 	<div> A. 26" B. 19" C. 6.5"- 9.5" </div> 	<div> A. 26" B. 19" C. 6.5"- 9.5" </div> 		
<div> CANTILEVERED FIXED ARM OPTION A. OVERALL WIDTH B. DISTANCE BETWEEN ARMS C. ARM HEIGHT </div>	<div> A. 25" B. 21" C. 8.5" </div> 	<div> A. 25" B. 21" C. 8.5" </div> 	<div> A. 25" B. 21" C. 8.5" </div> 		


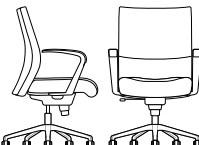
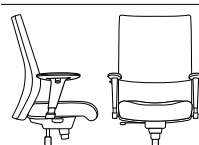

insight executive
fully upholstered
swivel
GENERAL ENVIRONMENT

insight executive fully upholstered swivel GENERAL ENVIRONMENT						DESCRIPTION	C.O.M.		C.O.L.		FABRIC UPHOLSTERY GRADES		C.O.M.		C.O.L.		LEATHER UPHOLSTERY GRADES						
SERIES	STYLE	SIZE	CONTROL	ARMS	YDG.		SQ.FT.	A	B	C	D	E	F	G	H	I	J	W	X	Y	E1	E2	
	MEDIUM BACK																						
	IN	4	6	10	00	ARMLESS	2.0	32	1,099	1,187	1,269	1,350	1,431	1,520	1,607	1,714	1,848	2,008	1,795	1,957	2,360	2,730	3,117
	IN	4	6	10	59	ADJUSTABLE HEIGHT, BLACK, URETHANE CAP	2.0	32	1,315	1,403	1,482	1,563	1,646	1,734	1,823	1,927	2,061	2,225	2,022	2,182	2,583	2,957	3,339
	IN	4	6	10	69	ADJUSTABLE HEIGHT, CHROME, URETHANE CAP	2.0	32	1,331	1,416	1,499	1,579	1,659	1,750	1,837	1,941	2,076	2,239	2,037	2,198	2,598	2,972	3,357
	IN	4	6	10	51	FIXED HEIGHT C-ARM, BLACK URETHANE	2.0	32	1,315	1,403	1,482	1,563	1,646	1,734	1,823	1,927	2,061	2,225	2,022	2,182	2,583	2,957	3,339
	IN	4	6	10	54/64	C-ARM, PAINTED OR POLISHED ALUMINUM	2.0	32	1,483	1,570	1,651	1,731	1,812	1,901	1,992	2,095	2,230	2,392	2,198	2,360	2,759	3,132	3,518
	IN	4	6	10	55/65	C-ARM, PAINTED OR POLISHED, PLASTIC CAP	2.0	32	1,522	1,609	1,690	1,769	1,851	1,940	2,029	2,133	2,270	2,431	2,239	2,398	2,800	3,174	3,559
	IN	4	6	10	56/66	C-ARM, PAINTED OR POLISHED, UPHOLSTERED CAP	2.0	32	1,561	1,648	1,727	1,809	1,891	1,979	2,068	2,172	2,308	2,469	2,278	2,438	2,840	3,213	3,599
	IN	4	6	10	57	FIXED HEIGHT C-ARM, FULLY UPHOLSTERED		40			1,765								2,743	2,968	3,524	4,044	4,579
	HIGH BACK																						
	IN	4	8	10	00	ARMLESS	2.2	35	1,138	1,230	1,315	1,401	1,485	1,579	1,674	1,784	1,926	2,095	1,915	2,096	2,548	2,966	3,400
	IN	4	8	10	59	ADJUSTABLE HEIGHT, BLACK, URETHANE CAP	2.2	35	1,353	1,444	1,528	1,615	1,698	1,793	1,887	1,997	2,138	2,310	2,138	2,321	2,772	3,191	3,622
	IN	4	8	10	69	ADJUSTABLE HEIGHT, CHROME, URETHANE CAP	2.2	35	1,369	1,459	1,545	1,630	1,716	1,809	1,901	2,012	2,157	2,324	2,157	2,337	2,787	3,208	3,641
	IN	4	8	10	51	FIXED HEIGHT C-ARM, BLACK URETHANE	2.2	35	1,353	1,444	1,528	1,615	1,698	1,793	1,887	1,997	2,138	2,310	2,138	2,321	2,772	3,191	3,622
	IN	4	8	10	54/64	C-ARM, PAINTED OR POLISHED ALUMINUM	2.2	35	1,522	1,614	1,697	1,784	1,869	1,962	2,055	2,166	2,309	2,478	2,317	2,497	2,948	3,369	3,802
	IN	4	8	10	55/65	C-ARM, PAINTED OR POLISHED, PLASTIC CAP	2.2	35	1,561	1,651	1,737	1,823	1,906	2,000	2,094	2,205	2,347	2,517	2,358	2,537	2,988	3,407	3,839
	IN	4	8	10	56/66	C-ARM, PAINTED OR POLISHED, UPHOLSTERED CAP	2.2	35	1,598	1,690	1,776	1,860	1,944	2,038	2,132	2,243	2,385	2,555	2,397	2,579	3,029	3,447	3,880
	IN	4	8	10	57	FIXED HEIGHT C-ARM, FULLY UPHOLSTERED		43			1,855								2,945	3,195	3,819	4,400	5,000


































TO ORDER FOLLOW STEPS 1-6

1	SERIES/STYLE/SIZE	2	CONTROLS/FUNCTION	3	ARM CHOICES	4	OPTIONS	5	FINISH CHOICES	6	COVER
IN 46	UPHOLSTERED MEDIUM BACK SEAT: MEDIUM 20.5"W X 19"D BACK: MEDIUM 20.5"H X 20.5"W	10	CENTER PIVOT TILT ADJUSTMENTS: PNEUMATIC SEAT HEIGHT, TILT TENSION, TILT LOCK OUT	00	ARMLESS	64	FIXED HEIGHT C-ARM POLISHED ALUMINUM	R	RUBBER TIRED CASTERS +38	STANDARD POWDER PAINT +00	SEE SWATCH CARDS FOR STANDARD UPHOLSTERY OPTIONS.
IN 48	UPHOLSTERED HIGH BACK SEAT: MEDIUM 20.5"W X 19"D BACK: HIGH 24"H X 20.5"W			59	ADJUSTABLE HEIGHT ARM, BLACK, URETHANE CAP	55	FIXED HEIGHT C-ARM, PAINTED ALUMINUM WITH PLASTIC CAP	GL	GLIDE SUBSTITUTION +00	BM BLACK MATTE (STD)	SEE GENERAL INFORMA- TION SECTION FOR DETAILS ON COM AND IN-GRADED FABRIC PROGRAM.
				69	ADJUSTABLE HEIGHT ARM, CHROME, URETHANE CAP	65	FIXED HEIGHT C-ARM, POLISHED ALUMINUM WITH PLASTIC CAPS	CT	CONTRASTING THREAD +00	BT BLACK TWILIGHT*	
				51	FIXED HEIGHT C-ARM, BLACK URETHANE	56	FIXED HEIGHT C-ARM, PAINTED ALUMINUM WITH UPHOLSTERED CAP	B22	PAINTED CAST ALUMINUM BASE CHOOSE FINISH +00	BL BLUE*	
				54	FIXED HEIGHT C-ARM, PAINTED ALUMINUM	66	FIXED HEIGHT C-ARM, POLISHED ALUMINUM WITH UPHOLSTERED CAP	B23	POLISHED CAST ALUMINUM BASE +00	BR BRASS*	
						57	FIXED HEIGHT C-ARM, UPHOLSTERED	B10	PLASTIC BASE (BLACK MATTE ONLY) -69	CP CHAMPAGNE*	
								CU	COORDINATED UPHOLSTERY* +38	DB DARK BRONZE*	
										DG DARK GRAY*	
										DP DUSTY PINK*	
										FG FOREST GREEN*	
										LG LIGHT GRAY*	
										MG MEADOW GREEN*	
										MS METALLIC SILVER*	
										MK MILK*	
						</					

insight executive
fully upholstered
swivel
CONFERENCE - LIGHT TASK

insight executive fully upholstered swivel CONFERENCE - LIGHT TASK						DESCRIPTION			FABRIC UPHOLSTERY GRADES										LEATHER UPHOLSTERY GRADES					
SERIES	STYLE	SIZE	CONTROL	ARMS			C.O.M.	C.O.L.	C.O.M.		C	D	E	F	G	H	I	J		W	X	Y	E1	E2
	MEDIUM BACK																							
	IN	4	6	16	00	ARMLESS	2.0	32	1,209	1,294	1,374	1,456	1,536	1,626	1,715	1,818	1,955	2,116	1,907	2,069	2,470	2,843	3,227	
	IN	4	6	16	59	ADJUSTABLE HEIGHT, BLACK, URETHANE CAP	2.0	32	1,419	1,508	1,590	1,669	1,751	1,839	1,928	2,033	2,168	2,331	2,132	2,292	2,694	3,067	3,453	
	IN	4	6	16	69	ADJUSTABLE HEIGHT, CHROME, URETHANE CAP	2.0	32	1,437	1,523	1,605	1,686	1,766	1,854	1,943	2,048	2,184	2,346	2,148	2,310	2,712	3,084	3,469	
	IN	4	6	16	51	FIXED HEIGHT C-ARM, BLACK URETHANE	2.0	32	1,419	1,508	1,590	1,669	1,751	1,839	1,928	2,033	2,168	2,331	2,132	2,292	2,694	3,067	3,453	
	IN	4	6	16	54/64	C-ARM, PAINTED OR POLISHED ALUMINUM	2.0	32	1,591	1,677	1,758	1,838	1,920	2,008	2,096	2,203	2,336	2,498	2,310	2,470	2,872	3,243	3,629	
	IN	4	6	16	55/65	C-ARM, PAINTED OR POLISHED, PLASTIC CAP	2.0	32	1,629	1,716	1,795	1,878	1,958	2,047	2,134	2,240	2,375	2,537	2,348	2,511	2,913	3,284	3,670	
	IN	4	6	16	56/66	C-ARM, PAINTED OR POLISHED, UPHOLSTERED CAP	2.0	32	1,665	1,753	1,835	1,916	1,996	2,087	2,173	2,278	2,412	2,575	2,389	2,551	2,954	3,324	3,710	
	IN	4	6	16	57	FIXED HEIGHT C-ARM, FULLY UPHOLSTERED		40											2,937	3,165	3,743	4,277	4,829	
	HIGH BACK																							
	IN	4	8	16	00	ARMLESS	2.2	35	1,244	1,337	1,419	1,507	1,592	1,686	1,780	1,891	2,031	2,203	2,027	2,210	2,658	3,078	3,511	
	IN	4	8	16	59	ADJUSTABLE HEIGHT, BLACK, URETHANE CAP	2.2	35	1,459	1,551	1,636	1,720	1,806	1,899	1,994	2,103	2,245	2,415	2,250	2,433	2,884	3,305	3,735	
	IN	4	8	16	69	ADJUSTABLE HEIGHT, CHROME, URETHANE CAP	2.2	35	1,475	1,565	1,651	1,737	1,823	1,916	2,008	2,120	2,260	2,432	2,269	2,448	2,900	3,319	3,752	
	IN	4	8	16	51	FIXED HEIGHT C-ARM, BLACK URETHANE	2.2	35	1,459	1,551	1,636	1,720	1,806	1,899	1,994	2,103	2,245	2,415	2,250	2,433	2,884	3,305	3,735	
	IN	4	8	16	54/64	C-ARM, PAINTED OR POLISHED ALUMINUM	2.2	35	1,629	1,719	1,805	1,891	1,973	2,069	2,162	2,273	2,414	2,586	2,429	2,610	3,061	3,480	3,912	
	IN	4	8	16	55/65	C-ARM, PAINTED OR POLISHED, PLASTIC CAP	2.2	35	1,665	1,758	1,844	1,928	2,012	2,106	2,201	2,312	2,453	2,622	2,469	2,649	3,100	3,519	3,953	
	IN	4	8	16	56/66	C-ARM, PAINTED OR POLISHED, UPHOLSTERED CAP	2.2	35	1,706	1,795	1,881	1,967	2,052	2,145	2,239	2,349	2,492	2,660	2,509	2,689	3,140	3,560	3,994	
	IN	4	8	16	57	FIXED HEIGHT C-ARM, FULLY UPHOLSTERED		43											3,059	3,308	3,931	4,510	5,113	

TO ORDER FOLLOW STEPS 1-6

1	SERIES/STYLE/SIZE	2	CONTROLS/FUNCTION	3	ARM CHOICES	4	OPTIONS	5	FINISH CHOICES	6	COVER
	UPHOLSTERED MEDIUM BACK SEAT: MEDIUM 20.5"W X 19"D BACK: MEDIUM 20.5"H X 20.5"W		MID PIVOT TILT ADJUSTMENTS: PNEUMATIC SEAT HEIGHT, TILT TENSION, TILT LOCK		 ARMLESS		 FIXED HEIGHT C-ARM POLISHED ALUMINUM		RUBBER TIRED CASTERS +38		SEE SWATCH CARDS FOR STANDARD UPHOLSTERY OPTIONS.
	UPHOLSTERED HIGH BACK SEAT: MEDIUM 20.5"W X 19"D BACK: HIGH 24"H X 20.5"W				 ADJUSTABLE HEIGHT ARM, BLACK, URETHANE CAP		 FIXED HEIGHT C-ARM, PAINTED ALUMINUM WITH PLASTIC CAP		GLIDE SUBSTITUTION +00		SEE GENERAL INFORMA- TION SECTION FOR DETAILS ON COM AND IN-GRADED FABRIC PROGRAM.
					 ADJUSTABLE HEIGHT ARM, CHROME, URETHANE CAP		 FIXED HEIGHT C-ARM, POLISHED ALUMINUM WITH PLASTIC CAPS		CONTRASTING THREAD +00		SEE GENERAL INFORMA- TION SECTION FOR CAL 133 INFORMATION.
					 FIXED HEIGHT C-ARM, BLACK URETHANE		 FIXED HEIGHT C-ARM, PAINTED ALUMINUM WITH UPHOLSTERED CAP		PAINTED CAST ALUMINUM BASE CHOOSE FINISH +00		
					 FIXED HEIGHT C-ARM, PAINTED ALUMINUM		 FIXED HEIGHT C-ARM, POLISHED ALUMINUM WITH UPHOLSTERED CAP		POLISHED CAST ALUMINUM BASE +00		
							 FIXED HEIGHT C-ARM, UPHOLSTERED		PLASTIC BASE (BLACK MATTE ONLY) -69		
							NOTE: COMS, COLS AND IN-GRADED FABRICS MUST BE APPROVED SPECIFICALLY FOR UPHOLSTERED ARM CAPS.		COORDINATED UPHOLSTERY* +38		
									* COORDINATED UPHOLSTERY THESE CHAIRS MAY BE ORDERED WITH COORDINATED UPHOL- STERY, AS OPPOSED TO STAN- DARD MATCHING UPHOLSTERY, ON SEATS AND BACKS. PLEASE CONTACT CUSTOMER SERVICE FOR DETAILS.		
									* THE FINISH SELECTION WILL BE APPLIED TO THE ALUMINUM BASE AND/OR ARMS PER THE MODEL CODES.		
									POLISHED ARMS CAN BE ORDERED WITH A PAINTED BASE OR VICE VERSA BY DESIG- NATING ONE COMPONENT FOR PAINTED FINISH AND THE OTHER AS POLISHED.		

CONFERENCE - LIGHT TASK

The image contains four line drawings of office chairs, arranged in a 2x2 grid. The top-left drawing is a side view of a chair with a high, adjustable backrest and armrests. The top-right drawing is a front view of the same chair, showing its five-star base and casters. The bottom-left drawing is a side view of a chair with a lower backrest and armrests. The bottom-right drawing is a front view of the same chair, also showing its five-star base and casters.

1	SERIES/STYLE/SIZE	2	CONTROLS/FUNCTION	3	ARM CHOICES	4	OPTIONS	5	FINISH CHOICES	6	COVER
---	-------------------	---	-------------------	---	-------------	---	---------	---	----------------	---	-------



VARIABLE TASK

TO ORDER FOLLOW STEPS 1-6											
1	SERIES/STYLE/SIZE	2	CONTROLS/FUNCTION	3	ARM CHOICES	4	OPTIONS	5	FINISH CHOICES	6	COVER

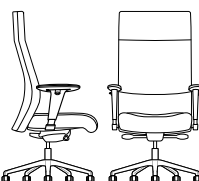


insight executive












fully upholstered

swivel

VARIABLE TASK

insight executive fully upholstered swivel VARIABLE TASK						DESCRIPTION	C.O.M. C.O.L.		FABRIC UPHOLSTERY GRADES C.O.M. C.O.L.										LEATHER UPHOLSTERY GRADES							
SERIES	STYLE	SIZE	CONTROL	ARMS		YDG.	SQ.FT.	A	B	C	D	E	F	G	H	I	J	W	X	Y	E1	E2				
	TALL BACK																									
	IN	4	9	27	00	ARMLESS	2.4	36	1,394	1,494	1,589	1,682	1,776	1,879	1,983	2,101	2,258	2,446	2,225	2,412	2,888	3,331	3,788			
	IN	4	9	27	59	ADJUSTABLE HEIGHT, BLACK, URETHANE CAP	2.4	36	1,609	1,709	1,803	1,895	1,989	2,093	2,196	2,317	2,473	2,658	2,447	2,636	3,115	3,556	4,011			
	IN	4	9	27	69	ADJUSTABLE HEIGHT, CHROME, URETHANE CAP	2.4	36	1,624	1,723	1,817	1,911	2,003	2,110	2,212	2,333	2,489	2,677	2,466	2,655	3,130	3,572	4,027			
	IN	4	9	27	51	FIXED HEIGHT C-ARM, BLACK URETHANE	2.4	36	1,609	1,709	1,803	1,895	1,989	2,093	2,196	2,317	2,473	2,658	2,447	2,636	3,115	3,556	4,011			
	IN	4	9	27	54/64	C-ARM, PAINTED OR POLISHED ALUMINUM	2.4	36	1,779	1,878	1,970	2,066	2,159	2,260	2,365	2,487	2,643	2,830	2,625	2,816	3,290	3,731	4,189			
	IN	4	9	27	55/65	C-ARM, PAINTED OR POLISHED, PLASTIC CAP	2.4	36	1,814	1,916	2,008	2,101	2,196	2,300	2,404	2,523	2,681	2,868	2,665	2,854	3,331	3,772	4,229			
	IN	4	9	27	56/66	C-ARM, PAINTED OR POLISHED, UPHOLSTERED CAP	2.4	36	1,853	1,955	2,047	2,141	2,235	2,337	2,443	2,562	2,717	2,905	2,708	2,893	3,371	3,813	4,269			
	IN	4	9	27	57	FIXED HEIGHT C-ARM, FULLY UPHOLSTERED		44			2,114								3,253	3,512	4,161	4,765	5,388			

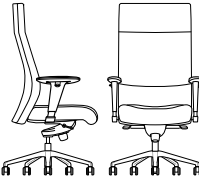
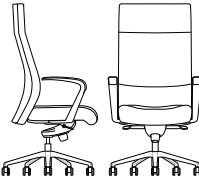
TO ORDER FOLLOW STEPS 1-6

1	SERIES/STYLE/SIZE	2	CONTROLS/FUNCTION	3	ARM CHOICES	4	OPTIONS	5	FINISH CHOICES	6	COVER
	IN 49 UPHOLSTERED TALL BACK SEAT: MEDIUM 20.5"W X 19"D BACK: TALL 28"H X 20.5"W		27 MID PIVOT SYNCHRO TILT ADJUSTMENTS: PNEUMATIC SEAT HEIGHT, BACK ANGLE, TILT TENSION		00  ARMLESS 59  ADJUSTABLE HEIGHT ARM, BLACK, URETHANE CAP 69  ADJUSTABLE HEIGHT ARM, CHROME, URETHANE CAP 51  FIXED HEIGHT C-ARM, BLACK URETHANE 54  FIXED HEIGHT C-ARM, PAINTED ALUMINUM		SS SEAT SLIDE +108 R RUBBER TIRED CASTERS +38 GL GLIDE SUBSTITUTION +00 CT CONTRASTING THREAD +00 B22 PAINTED CAST ALUMINUM BASE CHOOSE FINISH +00 B23 POLISHED CAST ALUMINUM BASE +00 B10 PLASTIC BASE (BLACK MATTE ONLY) -69 CU COORDINATED UPHOLSTERY* +38 * COORDINATED UPHOLSTERY THESE CHAIRS MAY BE ORDERED WITH COORDINATED UPHOL- STERY, AS OPPOSED TO STAN- DARD MATCHING UPHOLSTERY, ON SEATS AND BACKS. PLEASE CONTACT CUSTOMER SERVICE FOR DETAILS.		STANDARD POWDER PAINT +00 BM BLACK MATTE (STD) BT BLACK TWILIGHT* BL BLUE* BR BRASS* CP CHAMPAGNE* DB DARK BRONZE* DG DARK GRAY* DP DUSTY PINK* FG FOREST GREEN* LG LIGHT GRAY* MG MEADOW GREEN* MS METALLIC SILVER* MK MILK* NY NAVY* NK NICKEL* OR ORANGE* PY PALE YELLOW* RD RED* RO RED ORANGE* RR RUSTY RED* SD SAND* SB SOFT BLUE* TC TERRACOTTA* TP TAUPE* TS TEXTURED SLATE* YL YELLOW* * THE FINISH SELECTION WILL BE APPLIED TO THE ALUMINUM BASE AND/OR ARMS PER THE MODEL CODES. POLISHED ARMS CAN BE ORDERED WITH A PAINTED BASE OR VICE VERSA BY DESIG- NATING ONE COMPONENT FOR PAINTED FINISH AND THE OTHER AS POLISHED.		SEE SWATCH CARDS FOR STANDARD UPHOLSTERY OPTIONS. SEE GENERAL INFORMA- TION SECTION FOR DETAILS ON COM AND IN-GRADED FABRIC PROGRAM. SEE GENERAL INFORMA- TION SECTION FOR CAL 133 INFORMATION.

























EXECUTIVE CONFERENCE AND DESK

TO ORDER FOLLOW STEPS 1-6											
1	SERIES/STYLE/SIZE	2	CONTROLS/FUNCTION	3	ARM CHOICES	4	OPTIONS	5	FINISH CHOICES	6	COVER



insight executive fully upholstered swivel EXECUTIVE CONFERENCE AND DESK							DESCRIPTION			FABRIC UPHOLSTERY GRADES								LEATHER UPHOLSTERY GRADES													
SERIES	STYLE	SIZE	CONTROL	ARMS			C.O.M. YDG.	C.O.L. SQ.FT.	A	B	C	D	E	F	G	H	I	J	W	X	Y	E1	E2								
<div><div></div><div></div></div> <div><div>TALL BACK</div><div>IN</div><div>4</div><div>9</div><div>38</div><div>00</div></div> <div>ARMLESS</div> <div>2.4</div> <div>36</div> <div>1,394</div> <div>1,494</div> <div>1,589</div> <div>1,682</div> <div>1,776</div> <div>1,879</div> <div>1,983</div> <div>2,101</div> <div>2,258</div> <div>2,446</div> <div>2,225</div> <div>2,412</div> <div>2,888</div> <div>3,331</div> <div>3,788</div> <div><div>ADJUSTABLE HEIGHT, BLACK, URETHANE CAP</div><div>2.4</div><div>36</div><div>1,609</div><div>1,709</div><div>1,803</div><div>1,895</div><div>1,989</div><div>2,093</div><div>2,196</div><div>2,317</div><div>2,473</div><div>2,658</div><div>2,447</div><div>2,636</div><div>3,115</div><div>3,556</div><div>4,011</div></div> <div><div>ADJUSTABLE HEIGHT, CHROME, URETHANE CAP</div><div>2.4</div><div>36</div><div>1,624</div><div>1,723</div><div>1,817</div><div>1,911</div><div>2,003</div><div>2,110</div><div>2,212</div><div>2,333</div><div>2,489</div><div>2,677</div><div>2,466</div><div>2,655</div><div>3,130</div><div>3,572</div><div>4,027</div></div> <div><div>FIXED HEIGHT C-ARM, BLACK URETHANE</div><div>2.4</div><div>36</div><div>1,609</div><div>1,709</div><div>1,803</div><div>1,895</div><div>1,989</div><div>2,093</div><div>2,196</div><div>2,317</div><div>2,473</div><div>2,658</div><div>2,447</div><div>2,636</div><div>3,115</div><div>3,556</div><div>4,011</div></div> <div><div>C-ARM, PAINTED OR POLISHED ALUMINUM</div><div>2.4</div><div>36</div><div>1,779</div><div>1,878</div><div>1,970</div><div>2,066</div><div>2,159</div><div>2,260</div><div>2,365</div><div>2,487</div><div>2,643</div><div>2,830</div><div>2,625</div><div>2,816</div><div>3,290</div><div>3,731</div><div>4,189</div></div> <div><div>C-ARM, PAINTED OR POLISHED, PLASTIC CAP</div><div>2.4</div><div>36</div><div>1,814</div><div>1,916</div><div>2,008</div><div>2,101</div><div>2,196</div><div>2,300</div><div>2,404</div><div>2,523</div><div>2,681</div><div>2,868</div><div>2,665</div><div>2,854</div><div>3,331</div><div>3,772</div><div>4,229</div></div> <div><div>C-ARM, PAINTED OR POLISHED, UPHOLSTERED CAP</div><div>2.4</div><div>36</div><div>1,853</div><div>1,955</div><div>2,047</div><div>2,141</div><div>2,235</div><div>2,337</div><div>2,443</div><div>2,562</div><div>2,717</div><div>2,905</div><div>2,708</div><div>2,893</div><div>3,371</div><div>3,813</div><div>4,269</div></div> <div><div>FIXED HEIGHT C-ARM, FULLY UPHOLSTERED</div><div></div><div>44</div><div></div><div></div><div></div><div></div><div></div><div></div><div></div><div></div><div></div><div></div><div>3,253</div><div>3,512</div><div>4,161</div><div>4,765</div><div>5,388</div></div> <tr><td colspan="25"></td></tr>																															

TO ORDER FOLLOW STEPS 1-6

1	SERIES/STYLE/SIZE	2	CONTROLS/FUNCTION	3	ARM CHOICES	4	OPTIONS	5	FINISH CHOICES	6	COVER
	UPHOLSTERED TALL BACK SEAT: MEDIUM 20.5"W X 19"D BACK: TALL 28"H X 20.5"W		EXECUTIVE FORWARD PIVOT KNEE TILT ADJUSTMENTS: PNEUMATIC SEAT HEIGHT, TILT TENSION, MULTI-ANGLE TILT LOCK		 ARMLESS  ADJUSTABLE HEIGHT ARM, BLACK, URETHANE CAP  ADJUSTABLE HEIGHT ARM, CHROME, URETHANE CAP  FIXED HEIGHT C-ARM, BLACK URETHANE  FIXED HEIGHT C-ARM, PAINTED ALUMINUM	 FIXED HEIGHT C-ARM POLISHED ALUMINUM  FIXED HEIGHT C-ARM, PAINTED ALUMINUM WITH PLASTIC CAP  FIXED HEIGHT C-ARM, POLISHED ALUMINUM WITH PLASTIC CAPS  FIXED HEIGHT C-ARM, PAINTED ALUMINUM WITH UPHOLSTERED CAP  FIXED HEIGHT C-ARM, POLISHED ALUMINUM WITH UPHOLSTERED CAP  FIXED HEIGHT C-ARM, UPHOLSTERED NOTE: COMS, COLS AND IN-GRADED FABRICS MUST BE APPROVED SPECIFICALLY FOR UPHOLSTERED ARM CAPS.	  RUBBER TIRED CASTERS +38  GLIDE SUBSTITUTION +00  CONTRASTING THREAD +00  PAINTED CAST ALUMINUM BASE CHOOSE FINISH +00  POLISHED CAST ALUMINUM BASE +00  PLASTIC BASE (BLACK MATTE ONLY) -69  COORDINATED UPHOLSTERY* +38 * COORDINATED UPHOLSTERY THESE CHAIRS MAY BE ORDERED WITH COORDINATED UPHOL- STERY, AS OPPOSED TO STAN- DARD MATCHING UPHOLSTERY, ON SEATS AND BACKS. PLEASE CONTACT CUSTOMER SERVICE FOR DETAILS.	 STANDARD POWDER PAINT +00 BM BLACK MATTE (STD) NY NAVY* BT BLACK TWILIGHT* NK NICKEL* BL BLUE* OR ORANGE* BR BRASS* PY PALE YELLOW* CP CHAMPAGNE* RD RED* DB DARK BRONZE* RO RED ORANGE* DG DARK GRAY* RR RUSTY RED* DP DUSTY PINK* SD SAND* FG FOREST GREEN* SB SOFT BLUE* LG LIGHT GRAY* TC TERRACOTTA* MG MEADOW GREEN* TP TAUPE* MS METALLIC SILVER* TS TEXTURED SLATE* MK MILK* YL YELLOW* * THE FINISH SELECTION WILL BE APPLIED TO THE ALUMINUM BASE AND/OR ARMS PER THE MODEL CODES. POLISHED ARMS CAN BE ORDERED WITH A PAINTED BASE OR VICE VERSA BY DESIG- NATING ONE COMPONENT FOR PAINTED FINISH AND THE OTHER AS POLISHED.	 SEE SWATCH CARDS FOR STANDARD UPHOLSTERY OPTIONS. SEE GENERAL INFORMA- TION SECTION FOR DETAILS ON COM AND IN-GRADED FABRIC PROGRAM. SEE GENERAL INFORMA- TION SECTION FOR CAL 133 INFORMATION.		