

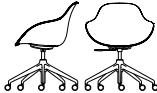




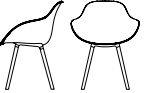






**stylex**

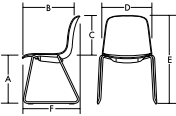
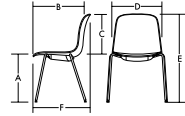











**Verve**

PRICE LIST

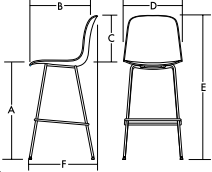
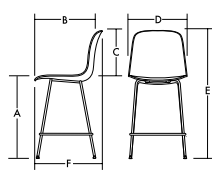










Effective November 1, 2022

Dimensions / Overview	Five-Blade	Four-Blade	Sled Base Steel Tube	Four-Leg Steel Tube	Four-Leg Aluminum	Four-Leg Wood	General Information
<b>General Dimensions</b>	Arm and Armless		Armless Non-Stacking				
A1. Seat Height (Plastic) A2. Seat Height (Upholstered) B1. Seat Depth (Plastic) B2. Seat Depth (Upholstered) C. Back Height D1. Seat Width & Overall Width (Plastic) D2. Seat Width & Overall Width (Upholstered) E1. Maximum Overall Height (Plastic) E2. Maximum Overall Height (Upholstered) F1. Maximum Overall Depth (Plastic) F2. Maximum Overall Depth (Upholstered)	A1. 15.6"- 20.9" A2. 16.3"- 21.5" B1. 18.7" B2. 19.2" C. 15.0" D1. 18.7" D2. 19.6" E1. 30.6"- 35.9" E2. 31.1"- 36.4" F1. 29" F2. 29"	A1. 18" A2. 18.7" B1. 18.7" B2. 19.2" C. 15.0" D1. 18.7" D2. 19.6" E1. 33" E2. 33.5" F1. 29" F2. 29"	A1. 18" A2. 18.9" B1. 18.7" B2. 19.2" C. 15.0" D1. 18.7" D2. 19.6" E1. 33.3" E2. 33.8" F1. 21.8" F2. 22.7"	A1. 18.1" A2. 18.8" B1. 18.7" B2. 19.2" C. 15.0" D1. 18.7" D2. 19.6" E1. 33.1" E2. 33.6" F1. 21.8" F2. 22.7"	A1. 18.1" A2. 18.8" B1. 18.7" B2. 19.2" C. 15.0" D1. 18.7" D2. 19.6" E1. 33.1" E2. 33.6" F1. 21.8" F2. 22.7"	A1. 17.8" A2. 18.5" B1. 18.7" B2. 19.2" C. 15.0" D1. 18.7" D2. 19.6" E1. 32.8" E2. 33.3" F1. 21.8" F2. 22.7"	<b>Design</b> Mark Alan Kapka  <b>Construction</b> Shells are injection-molded, recyclable polypropylene. All aluminum components are recyclable cast aluminum. Sled base frames are 5/8", 16-gauge tube. Four-leg tube frames are 5/8" diameter, 13-gauge steel  Wood, 4-leg bases are braced under the seat with an aluminum casting. The wood legs themselves are available in White Oak, Natural Maple, Walnut, or Opaque Black.
<b>Arm Aluminum</b>  A. Overall Width B. Distance Between Arms C. Arm Height	A. 23.2" B. 19" C. 7.3"	A. 23.2" B. 19" C. 7.3"					Upholstery pads are 1" of CFC-free, high-density polyurethane foam over injection-molded polypropylene substrates.  <b>Finishes</b> Most metal components are available in either powder coat or polished aluminum. Tubular frames are powder coat or chrome.  <b>Casters</b> Casters are available in black, gray, and white. For 5-blade chairs, cylinders and lever handles are color matched to the caster color selected. When Polished Aluminum is the frame choice, the chair is shipped with a chrome cylinder regardless of caster color chosen.
<b>Scope Of Line: Plastic Shell / Upholstered Models</b>							
	Task Chair, Five-Blade Guest	Task Chair, Four-Blade Guest	Sled Base, Steel Tube Frame, Non-Stacking	Four Leg, Steel Tube Frame, Non-Stacking	Four Leg, Aluminum Frame, Non-Stacking	Four Leg, Wood Frame, Non-Stacking	
<b>Plastic Shell</b>							<b>Glides</b> Glides are either plastic or plastic with felt pads. Please note that felt pad glides are not available on models with Aluminum.
<b>Plastic Shell with Upholstered Seat Pad</b>							<b>Ganging</b> Available on armless, sled base stacking models.
<b>Plastic Shell with Loose Upholstered Seat Pad</b>							<b>Use</b> Designed for indoor use only.
<b>Plastic Shell with Upholstered Interior Liner</b>							<b>Testing</b> Manufactured to comply with ANSI/BIFMA X5.1 General Purpose Office Chairs test.
<b>Fully Upholstered</b>							<b>Environment</b> Greenguard Certified.

Dimensions / Overview	Five-Blade	Four-Blade	Sled Base Steel Tube	Four-Leg Steel Tube	Four-Leg Aluminum	Four-Leg Wood	General Information
<b>General Dimensions</b>			Non-Stacking				
A1. Seat Height (Plastic) A2. Seat Height (Upholstered) B1. Seat Depth (Plastic) B2. Seat Depth (Upholstered) C. Back Height (Plastic & Upholstered) D1. Seat Width (Plastic) D2. Seat Width (Upholstered) E1. Maximum Overall Height (Plastic) E2. Maximum Overall Height (Upholstered) F1. Maximum Overall Depth (Plastic) F2. Maximum Overall Depth (Upholstered)	A1. 15.6" - 20.9" A2. 16.3" - 21.5" B1. 17" B2. 17" C. 14.2" & 14.4" D1. 17.75" D2. 17.75" E1. 30.6" - 35.9" E2. 30.9" - 36.2" F1. 29" F2. 29"	A1. 18" A2. 18.8" B1. 17" B2. 17" C. 14.2" & 14.4" D1. 17.75" D2. 17.75" E1. 33" E2. 33.2" F1. 23" F2. 23.5"	A1. 18" A2. 18.9" B1. 17" B2. 17" C. 14.2" & 14.4" D1. 17.75" D2. 17.75" E1. 30" E2. 30.25" F1. 23" F2. 23.5"	A1. 18.1" A2. 19" B1. 17" B2. 17" C. 14.2" & 14.4" D1. 17.75" D2. 17.75" E1. 33.2" E2. 33.4" F1. 23" F2. 23.5"	A1. 18.1" A2. 19" B1. 17" B2. 17" C. 14.2" & 14.4" D1. 17.75" D2. 17.75" E1. 33.2" E2. 33.4" F1. 23" F2. 23.5"	A1. 17.8" A2. 18.7" B1. 17" B2. 17" C. 14.2" & 14.4" D1. 17.75" D2. 17.75" E1. 33" E2. 33.1" F1. 23" F2. 23.5"	<b>Design</b> Mark Alan Kapka  <b>Construction</b> Shells are injection-molded, recyclable polypropylene. All aluminum components are recyclable cast aluminum. Sled base frames are 5/8", 16-gauge tube. Four-leg tube frames are 5/8" diameter, 13-gauge steel  Wood, 4-leg bases are braced under the seat with an aluminum casting. The wood legs themselves are available in White Oak, Natural Maple, Walnut, or Opaque Black.
<b>Arm</b>  A. Overall Width (Plastic & Upholstered) B. Distance Between Arms (Plastic & Uph.) C. Arm Height (Plastic & Upholstered)	A. 25.2" & 25.4 B. 24.7" & 23.7" C. 6.6" & 6.9"						Upholstery pads are 1" of CFC-free, high-density polyurethane foam over injection-molded polypropylene substrates.  <b>Finishes</b> Most metal components are available in either powder coat or polished aluminum. Tubular frames are powder coat or chrome.  <b>Casters</b> Casters are available in black, gray, and white. For 5-blade chairs, cylinders and lever handles are color matched to the caster color selected. When Polished Aluminum is the frame choice, the chair is shipped with a chrome cylinder regardless of caster color chosen.
<b>Scope Of Line: Plastic Shell / Upholstered Models</b>							
	Task Chair, Five-Blade Guest	Task Chair, Four-Blade Guest	Sled Base, Steel Tube Frame, Non-Stacking	Four Leg, Steel Tube Frame, Non-Stacking	Four Leg, Aluminum Frame, Non-Stacking	Four Leg, Wood Frame, Non-Stacking	
<b>Plastic Shell</b>							<b>Glides</b> Glides are either plastic or plastic with felt pads. Please note that felt pad glides are not available on models with Aluminum.
<b>Plastic Shell with Upholstered Seat Pad</b>							<b>Ganging</b> Available on armless, sled base stacking models.  <b>Use</b> Designed for indoor use only.
							<b>Testing</b> Manufactured to comply with ANSI/BIFMA X5.1 General Purpose Office Chairs test.
							<b>Environment</b> Greenguard Certified.



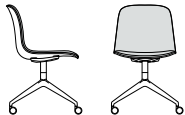
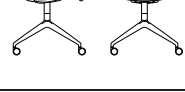

Dimensions / Overview	Sled Base Steel Tube	Four-Leg Steel Tube					General Information
<b>General Dimensions</b>	Arm/Armless Stacking	Armless Stacking					
A1. Seat Height (Plastic) A2. Seat Height (Upholstered) B1. Seat Depth (Plastic) B2. Seat Depth (Upholstered) C. Back Height D1. Seat Width & Overall Width (Plastic) D2. Seat Width & Overall Width (Upholstered) E1. Maximum Overall Height (Plastic) E2. Maximum Overall Height (Upholstered) F1. Maximum Overall Depth (Plastic) F2. Maximum Overall Depth (Upholstered)	A1. 18" A2. 18.7" B1. 18.7" B2. 19.2" C. 15.0" D1. 18.7" D2. 19.6" E1. 31.1" E2. 33.6" F1. 21.8" F2. 22.7" 	A1. 18" A2. 18.7" B1. 18.7" B2. 19.2" C. 15.0" D1. 18.7" D2. 19.6" E1. 33.1" E2. 33.6" F1. 21.8" F2. 22.7" 					<b>Design</b> Mark Alan Kapka  <b>Construction</b> Shells are injection-molded, recyclable polypropylene. All aluminum components are recyclable cast aluminum. Sled base frames are 5/8", 16-gauge tube. Four-leg tube frames are 5/8" diameter, 13-gauge steel  Wood, 4-leg bases are braced under the seat with an aluminum casting. The wood legs themselves are available in White Oak, Natural Maple, Walnut, or Opaque Black.
<b>Arm Aluminum</b>  A. Overall Width B. Distance Between Arms C. Arm Height	A. 20.2" B. 18.2" C. 7.2" 						Upholstery pads are 1" of CFC-free, high-density polyurethane foam over injection-molded polypropylene substrates.  <b>Finishes</b> Most metal components are available in either powder coat or polished aluminum. Tubular frames are powder coat or chrome.  <b>Casters</b> Casters are available in black, gray, and white. For 5-blade chairs, cylinders and lever handles are color matched to the caster color selected. When Polished Aluminum is the frame choice, the chair is shipped with a chrome cylinder regardless of caster color chosen.
<b>Scope Of Line: Plastic Shell / Upholstered Models</b>							
	Sled Base, Steel Tube Frame, Stacking	Four Leg, Steel Tube Frame, Stacking					
<b>Plastic Shell</b>							
<b>Plastic Shell with Upholstered Seat Pad</b>							
<b>Plastic Shell with Loose Upholstered Seat Pad</b>							
<b>Plastic Shell with Upholstered Interior Liner</b>							
<b>Fully Upholstered</b>							<b>Glides</b> Glides are either plastic or plastic with felt pads. Please note that felt pad glides are not available on models with Aluminum.  <b>Ganging</b> Available on armless, sled base stacking models.  <b>Use</b> Designed for indoor use only.  <b>Testing</b> Manufactured to comply with ANSI/BIFMA X5.1 General Purpose Office Chairs test.  <b>Environment</b> Greenguard Certified.



Dimensions / Overview	Four-Leg Bar Stool	Four-Leg Counter Stool	General Information
<b>General Dimensions</b> A1. Seat Height (Plastic) A2. Seat Height (Upholstered) B1. Seat Depth (Plastic) B2. Seat Depth (Upholstered) C. Back Height D1. Seat Width & Overall Width (Plastic) D2. Seat Width & Overall Width (Upholstered) E1. Maximum Overall Height (Plastic) E2. Maximum Overall Height (Upholstered) F1. Maximum Overall Depth (Plastic) F2. Maximum Overall Depth (Upholstered)	Armless A1. 30.6" A2. 31.3" B1. 18.7" B2. 19.2" C. 15.0" D1. 18.7" D2. 19.6" E1. 45.7" E2. 46.2" F1. 21.9" F2. 22.8" 	A1. 25.7" A2. 26.4" B1. 18.7" B2. 19.2" C. 15.0" D1. 18.7" D2. 19.6" E1. 40.8" E2. 41.3" F1. 21.8" F2. 22.7" 	<b>Design</b> Mark Alan Kapka  <b>Construction</b> Shells are injection-molded, recyclable polypropylene. All aluminum components are recyclable cast aluminum. Sled base frames are 5/8", 16-gauge tube. Four-leg tube frames are 5/8" diameter, 13-gauge steel  Wood, 4-leg bases are braced under the seat with an aluminum casting. The wood legs themselves are available in White Oak, Natural Maple, Walnut, or Opaque Black.  Upholstery pads are 1" of CFC-free, high-density polyurethane foam over injection-molded polypropylene substrates.
<b>Scope Of Line: Plastic Shell / Upholstered Models</b>			
	Four-Leg, Bar Stool, Non-Stacking	Four-Leg, Counter Stool, Non-Stacking	
Plastic Shell			<b>Finishes</b> Most metal components are available in either powder coat or polished aluminum. Tubular frames are powder coat or chrome.  <b>Casters</b> Castors are available in black, gray, and white. For 5-blade chairs, cylinders and lever handles are color matched to the caster color selected. When Polished Aluminum is the frame choice, the chair is shipped with a chrome cylinder regardless of caster color chosen.
Plastic Shell with Upholstered Seat Pad			<b>Glides</b> Glides are either plastic or plastic with felt pads. Please note that felt pad glides are not available on models with Aluminum.  <b>Ganging</b> Available on armless, sled base stacking models.
Plastic Shell with Loose Upholstered Seat Pad			<b>Use</b> Designed for indoor use only.
Plastic Shell with Upholstered Interior Liner			<b>Testing</b> Manufactured to comply with ANSI/BIFMA X5.1 General Purpose Office Chairs test.
Fully Upholstered			<b>Environment</b> Greenguard Certified.

Dimensions / Overview	Intermediate Height	Drafting Height					General Information
General Dimensions	Arm/Armless						
A1. Seat Height (Plastic) A2. Seat Height (Upholstered) B1. Seat Depth (Plastic) B2. Seat Depth (Upholstered) C. Back Height D1. Seat Width & Overall Width (Plastic) D2. Seat Width & Overall Width (Upholstered) E1. Maximum Overall Height (Plastic) E2. Maximum Overall Height (Upholstered) F1. Maximum Overall Depth (Plastic) F2. Maximum Overall Depth (Upholstered)	A1. 21.0"-28.7" A2. 21.7"-29.4" B1. 18.7" B2. 19.2" C. 15.0" D1. 18.7" D2. 19.6" E1. 36.0"-43.7" E2. 36.5"-44.2" F1. 29" F2. 29"	A1. 23.5"-33.5" A2. 22.8"-32.8" B1. 18.7" B2. 19.2" C. 15.0" D1. 18.7" D2. 19.6" E1. 38.5"-48.5" E2. 39.5"-49.0" F1. 29" F2. 29"					<b>Design</b> Mark Alan Kapka  <b>Construction</b> Shells are injection-molded, recyclable polypropylene. All aluminum components are recyclable cast aluminum. Sled base frames are 5/8" 16-gauge tube. Four-leg tube frames are 5/8" diameter, 13-gauge steel  Wood, 4-leg bases are braced under the seat with an aluminum casting. The wood legs themselves are available in White Oak, Natural Maple, Walnut, or Opaque Black.  Upholstery pads are 1" of CFC-free, high-density polyurethane foam over injection-molded polypropylene substrates.
Arm Aluminum	A. 23.2" B. 19" C. 7.3"	A. 23.2" B. 19" C. 7.3"					<b>Finishes</b> Most metal components are available in either powder coat or polished aluminum. Tubular frames are powder coat or chrome.  <b>Casters</b> Casters are available in black, gray, and white. For 5-blade chairs, cylinders and lever handles are color matched to the caster color selected. When Polished Aluminum is the frame choice, the chair is shipped with a chrome cylinder regardless of caster color chosen.  <b>Glides</b> Glides are either plastic or plastic with felt pads. Please note that felt pad glides are not available on models with Aluminum.  <b>Ganging</b> Available on armless, sled base stacking models.  <b>Use</b> Designed for indoor use only.  <b>Testing</b> Manufactured to comply with ANSI/BIFMA X5.1 General Purpose Office Chairs test.  <b>Environment</b> Greenguard Certified.
Scope Of Line: Plastic Shell / Upholstered Models							
Plastic Shell Plastic Shell with Upholstered Seat Pad Plastic Shell with Loose Upholstered Seat Pad Plastic Shell with Upholstered Interior Liner Fully Upholstered							

Swivel, Four-Blade Aluminum Base, Armless  
Conference, Guest

						C.O.M.	C.O.L.	C.O.M. / C.O.L. Fabric Upholstery Grades C.O.L.															
	Series	Style	Arm	Uph	Description / Finish	Ydg.	Sq. ft.	C.O.M	A	B	C	D	E	F	G	H	I	J	K	L	M		
	<b>Plastic Shell</b>				Swivel, Four-Blade Aluminum Base, Armless	-	-																
	VR	30	1	10	Polished Aluminum Powder Coat			599															
	<b>Plastic Shell w/ Upholstered Seat Pad</b>				Swivel, Four-Blade Aluminum Base, Armless	0.4	7																
	VR	30	1	20	Polished Aluminum Powder Coat			764	793	808	824	839	855	874	889	910	936	968	1,000	1,031	1,061		
	<b>Plastic Shell w/ Loose Upholstered Seat Pad</b>				Swivel, Four-Blade Aluminum Base, Armless	0.4	7																
	VR	30	1	25	Polished Aluminum Powder Coat			802	831	847	861	878	892	911	927	948	974	1,006	1,037	1,068	1,099		
	<b>Plastic Shell w/ Uph. Interior Liner</b>				Swivel, Four-Blade Aluminum Base, Armless	0.8	11																
	VR	30	1	30	Polished Aluminum Powder Coat			891	949	979	1,009	1,042	1,073	1,106	1,141	1,181	1,234	1,297	1,359	1,421	1,484		
	<b>Fully Upholstered</b>				Swivel, Four-Blade Aluminum Base, Armless	1.4	16																
	VR	30	1	40	Polished Aluminum Powder Coat			979	1,080	1,134	1,188	1,244	1,297	1,359	1,418	1,488	1,580	1,690	1,800	1,908	2,017		
								1,029	1,130	1,184	1,238	1,294	1,347	1,409	1,468	1,538	1,630	1,740	1,850	1,958	2,067		

To Order Follow Steps 1-7

1. Series / Style / Arm

**VR301**  
Swivel,  
Four-Blade Aluminum  
Base, Armless

2. Upholstery Choices

**Upholstery Choices**  
10 Plastic  
20 Plastic with Upholstered  
Seat Pad  
25 Plastic with Loose  
Upholstered Seat Pad  
30 Plastic with Upholstered  
Interior Liner  
40 Fully Upholstered

3. Plastic Shell Choices

**Shell Color**  
01 Black Matte  
02 Milk  
03 Light Gray  
06 Red  
10 Navy  
12 Dark Gray  
15 Pale Yellow  
16 Dusty Pink  
17 Meadow Green  
18 Soft Blue  
19 Sand

4. Frame Finish Choices

**Standard Powder Paint**  
BL Blue  
BM Black Matte  
BR Brass  
BT Black Twilight  
CP Champagne  
DB Dark Bronze  
DG Dark Gray  
DP Dusty Pink  
FG Forest Green  
LG Light Gray  
MG Meadow Green  
MK Milk  
MS Metallic Silver  
NK Nickel  
NV Navy  
OR Orange  
PY Pale Yellow  
RD Red  
RO Red Orange  
RR Rusty Red  
SB Soft Blue  
SD Sand  
TC Terracotta  
TP Taupe  
TS Textured Slate  
YL Yellow  
**AL Polished Aluminum**

5. Caster or Glide Choices

**Casters with Hard Wheels**  
C1 Black  
C2 Milk with Light Gray Tire  
C3 Light Gray  
**Casters with Soft Wheels**  
CS1 Black +40  
CS2 Milk with Light Gray Tire +40  
CS3 Light Gray +40  
**Glides**  
PG Plastic Glides +40  
FG Plastic Glides  
with Felt Pads +40





6. Other Options

**CT**  
**Contrasting  
Thread**

7. Cover

Refer to Stylex swatch cards  
and separately published  
in-graded fabric program  
to determine grades.  
See general information  
section in the main price  
list for CAL 133 information.  
Certain fabrics may not  
be used on models that are  
fully upholstered or have  
upholstered interior liners.  
Seeking pre-approval by  
contacting Customer Service  
in advance is a great way to  
expedite the order process.

Swivel, Four-Blade Aluminum Base, Bucket  
Conference, Guest

Conference, Guest								C.O.M. / C.O.L. Fabric Upholstery Grades																
C.O.M. C.O.L.								C.O.L.																
								C.O.M	A	B	C	D	E	F	G	H	I	J	K	L	M			
		Plastic Shell			Swivel, Four-Blade Aluminum Base, Bucket	-	-																	
		VR	30	1	70	Polished Aluminum			662															
						Powder Coat			712															
		Plastic Shell w/ Upholstered Seat Pad			Swivel, Four-Blade Aluminum Base, Bucket	0.6	9																	
		VR	30	1	80	Polished Aluminum			827	856	871	887	902	918	937	952	973	999	1,031	1,063	1,094	1,124		
						Powder Coat			877	906	921	937	952	968	987	1,002	1,023	1,049	1,081	1,113	1,144	1,174		

To Order Follow Steps 1-7

1. Series / Style / Arm

VR301  
Swivel,  
Four-Blade Aluminum  
Base, Bucket

2. Upholstery Choices

70 Plastic  
80 Plastic with Upholstered  
Seat Pad

3. Plastic Shell Choices

01 Black Matte  
02 Milk  
03 Light Gray  
06 Red  
10 Navy  
12 Dark Gray  
15 Pale Yellow  
16 Dusty Pink  
17 Meadow Green  
18 Soft Blue  
19 Sand

4. Frame Finish Choices

BL Blue  
BM Black Matte  
BR Brass  
BT Black Twilight  
CP Champagne  
DB Dark Bronze  
DG Dark Gray  
DP Dusty Pink  
FG Forest Green  
LG Light Gray  
MG Meadow Green  
MK Milk  
MS Metallic Silver  
NK Nickel  
NV Navy  
OR Orange  
PY Pale Yellow  
RD Red  
RO Red Orange  
RR Rusty Red  
SB Soft Blue  
SD Sand  
TC Terracotta  
TP Taupe  
TS Textured Slate  
YL Yellow  
AL Polished Aluminum

5. Caster or Glide Choices

C1 Black  
C2 Milk with Light Gray Tire  
C3 Light Gray  
Casters with Hard Wheels  
Casters with Soft Wheels  
CS1 Black +40  
CS2 Milk with Light Gray Tire +40  
CS3 Light Gray +40  
Glides  
PG Plastic Glides +40  
FG Plastic Glides with Felt Pads +40









6. Other Options

CT  
Contrasting  
Thread

7. Cover



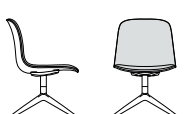


Refer to Stylex swatch cards and separately published in-graded fabric program to determine grades.  
See general information section in the main price list for CAL 133 information.  
Certain fabrics may not be used on models that are fully upholstered or have upholstered interior liners. Seeking pre-approval by contacting Customer Service in advance is a great way to expedite the order process.

Swivel, Four-Blade Aluminum Base, Arms  
Conference, Guest

Conference, Guest								C.O.M / C.O.L. Fabric Upholstery Grades																	
								C.O.L.																	
		Series	Style	Arm	Uph	Description / Finish	Ydg.	Sq. ft.	C.O.M	A	B	C	D	E	F	G	H	I	J	K	L	M			
		Plastic Shell				Swivel, Four-Blade Aluminum Base, Arms	-	-																	
		VR	30	2	10	Polished Aluminum			757																
						Powder Coat			819																
		Plastic Shell w/ Upholstered Seat Pad				Swivel, Four-Blade Aluminum Base, Arms	0.4	7																	
		VR	30	2	20	Polished Aluminum			922	951	966	982	997	1,013	1,032	1,047	1,068	1,094	1,126	1,158	1,189	1,219			
						Powder Coat			984	1,013	1,028	1,044	1,059	1,075	1,094	1,109	1,130	1,156	1,188	1,220	1,251	1,281			
		Plastic Shell w/ Loose Upholstered Seat Pad				Swivel, Four-Blade Aluminum Base, Arms	0.4	7																	
		VR	30	2	25	Polished Aluminum			960	989	1,005	1,019	1,036	1,050	1,069	1,085	1,106	1,132	1,164	1,195	1,226	1,257			
						Powder Coat			1,022	1,051	1,067	1,081	1,098	1,112	1,131	1,147	1,168	1,194	1,226	1,257	1,288	1,319			
		Plastic Shell w/ Uph. Interior Liner				Swivel, Four-Blade Aluminum Base, Arms	0.8	11																	
		VR	30	2	30	Polished Aluminum			1,049	1,107	1,137	1,167	1,200	1,231	1,264	1,299	1,339	1,392	1,455	1,517	1,579	1,642			
						Powder Coat			1,111	1,169	1,199	1,229	1,262	1,293	1,326	1,361	1,401	1,454	1,517	1,579	1,641	1,704			
		Fully Upholstered				Swivel, Four-Blade Aluminum Base, Arms	1.4	16																	
		VR	30	2	40	Polished Aluminum			1,137	1,238	1,292	1,346	1,402	1,455	1,517	1,576	1,646	1,738	1,848	1,958	2,066	2,175			
						Powder Coat			1,199	1,300	1,354	1,408	1,464	1,517	1,579	1,638	1,708	1,800	1,910	2,020	2,128	2,237			

To Order Follow Steps 1-7

1. Series / Style / Arm	2. Upholstery Choices	3. Plastic Shell Choices	4. Frame Finish Choices	5. Caster or Glide Choices	6. Other Options	7. Cover
<b>VR302</b>  <b>Swivel, Four-Blade Aluminum Base, Arms</b>	 <b>Upholstery Choices</b> 10 Plastic 20 Plastic with Upholstered Seat Pad 25 Plastic with Loose Upholstered Seat Pad 30 Plastic with Upholstered Interior Liner 40 Fully Upholstered	 <b>Shell Color</b> 01 Black Matte 02 Milk 03 Light Gray 06 Red 10 Navy 12 Dark Gray 15 Pale Yellow 16 Dusty Pink 17 Meadow Green 18 Soft Blue 19 Sand	 <b>Standard Powder Paint</b> BL Blue BM Black Matte BR Brass BT Black Twilight CP Champagne DB Dark Bronze DG Dark Gray DP Dusty Pink FG Forest Green LG Light Gray MG Meadow Green MK Milk MS Metallic Silver   <b>Polished Aluminum</b>	 <b>Casters with Hard Wheels</b> C1 Black C2 Milk with Light Gray Tire C3 Light Gray   <b>Casters with Soft Wheels</b> CS1 Black +40 CS2 Milk with Light Gray Tire +40 CS3 Light Gray +40   <b>Glides</b> PG Plastic Glides +40 FG Plastic Glides with Felt Pads +40	 <b>CT</b> <b>Contrasting Thread</b>  Refer to Stylex swatch cards and separately published in-graded fabric program to determine grades.  See general information section in the main price list for CAL 133 information.  Certain fabrics may not be used on models that are fully upholstered or have upholstered interior liners. Seeking pre-approval by contacting Customer Service in advance is a great way to expedite the order process.	

						C.O.M.	C.O.L.	C.O.M. / C.O.L. Fabric Upholstery Grades C.O.L.														
	Series	Style	Arm	Uph	Description / Finish	Ydg.	Sq. ft.	C.O.M	A	B	C	D	E	F	G	H	I	J	K	L	M	
	<b>Plastic Shell</b>				Fixed Height, Four-Blade Aluminum Base, Armless	-	-															
	VR	31	1	10	Polished Aluminum Powder Coat			537														
	<b>Plastic Shell w/ Upholstered Seat Pad</b>				Fixed Height, Four-Blade Aluminum Base, Armless	0.4	7															
	VR	31	1	20	Polished Aluminum Powder Coat			702	731	746	762	777	793	812	827	848	874	906	938	969	999	
	<b>Plastic Shell w/ Loose Upholstered Seat Pad</b>				Fixed Height, Four-Blade Aluminum Base, Armless	0.4	7															
	VR	31	1	25	Polished Aluminum Powder Coat			740	769	785	799	816	830	849	865	886	912	944	975	1,006	1,037	
	<b>Plastic Shell w/ Uph. Interior Liner</b>				Fixed Height, Four-Blade Aluminum Base, Armless	0.8	11															
	VR	31	1	30	Polished Aluminum Powder Coat			829	887	917	947	980	1,011	1,044	1,079	1,119	1,172	1,235	1,297	1,359	1,422	
	<b>Fully Upholstered</b>				Fixed Height, Four-Blade Aluminum Base, Armless	1.4	16															
	VR	31	1	40	Polished Aluminum Powder Coat			917	1,018	1,072	1,126	1,182	1,235	1,297	1,356	1,426	1,518	1,628	1,738	1,846	1,955	
								967	1,068	1,122	1,176	1,232	1,285	1,347	1,406	1,476	1,568	1,678	1,788	1,896	2,005	

To Order Follow Steps 1-7

1. Series / Style / Arm

**VR311**

Fixed Height  
Four-Blade Aluminum  
Base, Armless

2. Upholstery Choices

- Upholstery Choices**
- 10 Plastic
  - 20 Plastic with Upholstered Seat Pad
  - 25 Plastic with Loose Upholstered Seat Pad
  - 30 Plastic with Upholstered Interior Liner
  - 40 Fully Upholstered

3. Plastic Shell Choices

- Shell Color**
- 01 Black Matte
  - 02 Milk
  - 03 Light Gray
  - 06 Red
  - 10 Navy
  - 12 Dark Gray
  - 15 Pale Yellow
  - 16 Dusty Pink
  - 17 Meadow Green
  - 18 Soft Blue
  - 19 Sand

4. Frame Finish Choices

- Standard Powder Paint**
- BL Blue
  - BM Black Matte
  - BR Brass
  - BT Black Twilight
  - CP Champagne
  - DB Dark Bronze
  - DG Dark Gray
  - DP Dusty Pink
  - FG Forest Green
  - LG Light Gray
  - MG Meadow Green
  - MK Milk
  - MS Metallic Silver
  - NK Nickel
  - NV Navy
  - OR Orange
  - PY Pale Yellow
  - RD Red
  - RO Red Orange
  - RR Rusty Red
  - SB Soft Blue
  - SD Sand
  - TC Terracotta
  - TP Taupe
  - TS Textured Slate
  - YL Yellow
- AL Polished Aluminum**

5. Caster or Glide Choices

- Casters with Hard Wheels**
- C1 Black
  - C2 Milk with Light Gray Tire
  - C3 Light Gray
- Casters with Soft Wheels**
- CS1 Black +40
  - CS2 Milk with Light Gray Tire +40
  - CS3 Light Gray +40
- Glides**
- PG Plastic Glides +40
  - FG Plastic Glides with Felt Pads +40

6. Other Options





- CT**
- Contrasting Thread**

7. Cover

Refer to Stylex swatch cards and separately published in-graded fabric program to determine grades.

See general information section in the main price list for CAL 133 information.

Certain fabrics may not be used on models that are fully upholstered or have upholstered interior liners. Seeking pre-approval by contacting Customer Service in advance is a great way to expedite the order process.

Conference, Guest								C.O.M / C.O.L. Fabric Upholstery Grades																
								C.O.L.																
		Series	Style	Arm	Uph	Description / Finish	Ydg.	Sq. ft.	C.O.M	A	B	C	D	E	F	G	H	I	J	K	L	M		
		Plastic Shell				Fixed Height, Four-Blade Aluminum Base, Bucket	-	-																
		VR	31	1	70	Polished Aluminum			600															
						Powder Coat			650															
		Plastic Shell w/ Upholstered Seat Pad				Fixed Height, Four-Blade Aluminum Base, Bucket	0.6	9																
		VR	31	1	80	Polished Aluminum			765	794	809	825	840	856	875	890	911	937	969	1,001	1,032	1,062		
						Powder Coat			815	844	859	875	890	906	925	940	961	987	1,019	1,051	1,082	1,112		

To Order Follow Steps 1-7

1. Series / Style / Arm

**VR311**  
Fixed Height  
Four-Blade Aluminum  
Base, Bucket

2. Upholstery Choices

**Upholstery Choices**  
70 Plastic  
80 Plastic with Upholstered  
Seat Pad

3. Plastic Shell Choices

**Shell Color**  
01 Black Matte  
02 Milk  
03 Light Gray  
06 Red  
10 Navy  
12 Dark Gray  
15 Pale Yellow  
16 Dusty Pink  
17 Meadow Green  
18 Soft Blue  
19 Sand

4. Frame Finish Choices

**Standard Powder Paint**  
BL Blue  
BM Black Matte  
BR Brass  
BT Black Twilight  
CP Champagne  
DB Dark Bronze  
DG Dark Gray  
DP Dusty Pink  
FG Forest Green  
LG Light Gray  
MG Meadow Green  
MK Milk  
MS Metallic Silver  
NK Nickel  
NV Navy  
OR Orange  
PY Pale Yellow  
RD Red  
RO Red Orange  
RR Rusty Red  
SB Soft Blue  
SD Sand  
TC Terracotta  
TP Taupe  
TS Textured Slate  
YL Yellow  
**AL Polished Aluminum**

5. Caster or Glide Choices









**Casters with Hard Wheels**  
C1 Black  
C2 Milk with Light Gray Tire  
C3 Light Gray  
**Casters with Soft Wheels**  
CS1 Black +40  
CS2 Milk with Light Gray Tire +40  
CS3 Light Gray +40  
**Glides**  
PG Plastic Glides +40  
FG Plastic Glides with Felt Pads +40

6. Other Options

**CT**  
Contrasting  
Thread

7. Cover

Refer to Stylex swatch cards and separately published in-graded fabric program to determine grades.  
See general information section in the main price list for CAL 133 information.  
Certain fabrics may not be used on models that are fully upholstered or have upholstered interior liners. Seeking pre-approval by contacting Customer Service in advance is a great way to expedite the order process.

Conference, Guest						C.O.M.	C.O.L.	C.O.M / C.O.L. Fabric Upholstery Grades																
						C.O.L.																		
		Series	Style	Arm	Uph	Description / Finish	Ydg.	Sq. ft.	C.O.M	A	B	C	D	E	F	G	H	I	J	K	L	M		
		Plastic Shell				Fixed Height, Four-Blade Aluminum Base, Arms	-	-																
		VR	31	2	10	Polished Aluminum			695															
						Powder Coat			757															
		Plastic Shell w/ Upholstered Seat Pad				Fixed Height, Four-Blade Aluminum Base, Arms	0.4	7																
		VR	31	2	20	Polished Aluminum			860	889	904	920	935	951	970	985	1,006	1,032	1,064	1,096	1,127	1,157		
						Powder Coat			922	951	966	982	997	1,013	1,032	1,047	1,068	1,094	1,126	1,158	1,189	1,219		
		Plastic Shell w/ Loose Upholstered Seat Pad				Fixed Height, Four-Blade Aluminum Base, Arms	0.4	7																
		VR	31	2	25	Polished Aluminum			898	927	943	957	974	988	1,007	1,023	1,044	1,070	1,102	1,133	1,164	1,195		
						Powder Coat			960	989	1,005	1,019	1,036	1,050	1,069	1,085	1,106	1,132	1,164	1,195	1,226	1,257		
		Plastic Shell w/ Uph. Interior Liner				Fixed Height, Four-Blade Aluminum Base, Arms	0.8	11																
		VR	31	2	30	Polished Aluminum			987	1,045	1,075	1,105	1,138	1,169	1,202	1,237	1,277	1,330	1,393	1,455	1,517	1,580		
						Powder Coat			1,049	1,107	1,137	1,167	1,200	1,231	1,264	1,299	1,339	1,392	1,455	1,517	1,579	1,642		
		Fully Upholstered				Fixed Height, Four-Blade Aluminum Base, Arms	1.4	16																
		VR	31	2	40	Polished Aluminum			1,075	1,176	1,230	1,284	1,340	1,393	1,455	1,514	1,584	1,676	1,786	1,896	2,004	2,113		
						Powder Coat			1,137	1,238	1,292	1,346	1,402	1,455	1,517	1,576	1,646	1,738	1,848	1,958	2,066	2,175		

To Order Follow Steps 1-7

1. Series / Style / Arm

VR312  
Fixed Height  
Four-Blade Aluminum  
Base, Arms

2. Upholstery Choices

10 Plastic  
20 Plastic with Upholstered  
Seat Pad  
25 Plastic with Loose  
Upholstered Seat Pad  
30 Plastic with Upholstered  
Interior Liner  
40 Fully Upholstered

3. Plastic Shell Choices

01 Black Matte  
02 Milk  
03 Light Gray  
06 Red  
10 Navy  
12 Dark Gray  
15 Pale Yellow  
16 Dusty Pink  
17 Meadow Green  
18 Soft Blue  
19 Sand

4. Frame Finish Choices

BL Blue  
BM Black Matte  
BR Brass  
BT Black Twilight  
CP Champagne  
DB Dark Bronze  
DG Dark Gray  
DP Dusty Pink  
FG Forest Green  
LG Light Gray  
MG Meadow Green  
MK Milk  
MS Metallic Silver  
NK Nickel  
NV Navy  
OR Orange  
PY Pale Yellow  
RD Red  
RO Red Orange  
RR Rusty Red  
SB Soft Blue  
SD Sand  
TC Terracotta  
TP Taupe  
TS Textured Slate  
YL Yellow

AL Polished Aluminum

5. Caster or Glide Choices

C1 Black  
C2 Milk with Light Gray Tire  
C3 Light Gray

Casters with Soft Wheels

CS1 Black +40  
CS2 Milk with Light Gray Tire +40  
CS3 Light Gray +40

Glides

PG Plastic Glides +40  
FG Plastic Glides  
with Felt Pads +40

6. Other Options

CT  
Contrasting  
Thread

7. Cover

Refer to Stylex swatch cards  
and separately published  
in-graded fabric program  
to determine grades.

See general information  
section in the main price  
list for CAL 133 information.

Certain fabrics may not  
be used on models that are  
fully upholstered or have  
upholstered interior liners.  
Seeking pre-approval by  
contacting Customer Service  
in advance is a great way to  
expedite the order process.



**Five-Blade Aluminum Base, Height Adjustable, Armless**  
Task

Task								C.O.M / C.O.L. Fabric Upholstery Grades																
								C.O.M	C.O.L.															
		Series	Style	Arm	Uph	Description / Finish	Ydg.	Sq. ft.	C.O.M	A	B	C	D	E	F	G	H	I	J	K	L	M		
		Plastic Shell				Pneumatic Height Adj. Five-Blade Aluminum Base, Armless	-	-																
		VR	35	1	10	Polished Aluminum			600															
						Powder Coat			650															
		Plastic Shell w/ Upholstered Seat Pad				Pneumatic Height Adj. Five-Blade Aluminum Base, Armless	0.4	7																
		VR	35	1	20	Polished Aluminum			765	794	809	825	840	856	875	890	911	937	969	1,001	1,032	1,062		
						Powder Coat			815	844	859	875	890	906	925	940	961	987	1,019	1,051	1,082	1,112		
		Plastic Shell w/ Loose Upholstered Seat Pad				Pneumatic Height Adj. Five-Blade Aluminum Base, Armless	0.4	7																
		VR	35	1	25	Polished Aluminum			803	832	848	862	879	893	912	928	949	975	1,007	1,038	1,069	1,100		
						Powder Coat			853	882	898	912	929	943	962	978	999	1,025	1,057	1,088	1,119	1,150		
		Plastic Shell w/ Uph. Interior Liner				Pneumatic Height Adj. Five-Blade Aluminum Base, Armless	0.8	11																
		VR	35	1	30	Polished Aluminum			892	950	980	1,010	1,043	1,074	1,107	1,142	1,182	1,235	1,298	1,360	1,422	1,485		
						Powder Coat			942	1,000	1,030	1,060	1,093	1,124	1,157	1,192	1,232	1,285	1,348	1,410	1,472	1,535		
		Fully Upholstered				Pneumatic Height Adj. Five-Blade Aluminum Base, Armless	1.4	16																
		VR	35	1	40	Polished Aluminum			980	1,081	1,135	1,189	1,245	1,298	1,360	1,419	1,489	1,581	1,691	1,801	1,909	2,018		
						Powder Coat			1,030	1,131	1,185	1,239	1,295	1,348	1,410	1,469	1,539	1,631	1,741	1,851	1,959	2,068		

**To Order Follow Steps 1-7**

**1. Series / Style / Arm**

**VR351**

**Pneumatic Height Adj., Five-Blade Aluminum Base, Task Chair, Armless**

**2. Upholstery Choices**

**Upholstery Choices**

- 10 Plastic
- 20 Plastic with Upholstered Seat Pad
- 25 Plastic with Loose Upholstered Seat Pad
- 30 Plastic with Upholstered Interior Liner
- 40 Fully Upholstered

**3. Plastic Shell Choices**

**Shell Color**

- 01 Black Matte
- 02 Milk
- 03 Light Gray
- 06 Red
- 10 Navy
- 12 Dark Gray
- 15 Pale Yellow
- 16 Dusty Pink
- 17 Meadow Green
- 18 Soft Blue
- 19 Sand

**4. Frame Finish Choices**

**Standard Powder Paint**

- BL Blue
- BM Black Matte
- BR Brass
- BT Black Twilight
- CP Champagne
- DB Dark Bronze
- DG Dark Gray
- DP Dusty Pink
- FG Forest Green
- LG Light Gray
- MG Meadow Green
- MK Milk
- MS Metallic Silver
- NK Nickel
- NV Navy
- OR Orange
- PY Pale Yellow
- RD Red
- RO Red Orange
- RR Rusty Red
- SB Soft Blue
- SD Sand
- TC Terracotta
- TP Taupe
- TS Textured Slate
- YL Yellow

**AL Polished Aluminum**

**5. Caster or Glide Choices**

**Casters with Hard Wheels**

- C1 Black
- C2 Milk with Light Gray Tire
- C3 Light Gray

**Casters with Soft Wheels**

- CS1 Black +40
- CS2 Milk with Light Gray Tire +40
- CS3 Light Gray +40

Cylinder and lever handles match caster color selected. Exception: Polished aluminum frames ship with chrome cylinders.

**Glides**

- PG Plastic Glides +40
- FG Plastic Glides with Felt Pads +40

**6. Other Options**

**CT Contrasting Thread** +00

**Stools**

Stool cylinder and foot-ring are chrome with black trim.

- M Intermediate Drafting Height +145
- H Full Drafting Height +145

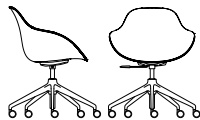
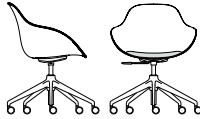
**7. Cover**

Refer to Stylex swatch cards and separately published in-graded fabric program to determine grades.

See general information section in the main price list for CAL 133 information.

Certain fabrics may not be used on models that are fully upholstered or have upholstered interior liners. Seeking pre-approval by contacting Customer Service in advance is a great way to expedite the order process.

Five-Blade Aluminum Base, Height Adjustable, Bucket  
Task

		C.O.M. C.O.L.		C.O.M / C.O.L. Fabric Upholstery Grades C.O.L.																	
Series	Style	Arm	Uph	Description / Finish	Ydg.	Sq. ft.	C.O.M	A	B	C	D	E	F	G	H	I	J	K	L	M	
	Plastic Shell			Pneumatic Height Adj. Five-Blade Aluminum Base, Bucket	-	-															
	VR	35	1	70	Polished Aluminum		663														
					Powder Coat		713														
	Plastic Shell w/ Upholstered Seat Pad			Pneumatic Height Adj. Five-Blade Aluminum Base, Bucket	0.6	9															
	VR	35	1	80	Polished Aluminum		828	857	872	888	903	919	938	953	974	1,000	1,032	1,064	1,095	1,125	
					Powder Coat		878	907	922	938	953	969	988	1,003	1,024	1,050	1,082	1,114	1,145	1,175	

To Order Follow Steps 1-7

1. Series / Style / Arm

VR351

Pneumatic Height Adj., Five-Blade Aluminum Base, Task Chair, Bucket

2. Upholstery Choices

Upholstery Choices

70 Plastic

80 Plastic with Upholstered Seat Pad

3. Plastic Shell Choices

Shell Color

01 Black Matte

02 Milk

03 Light Gray

06 Red

10 Navy

12 Dark Gray

15 Pale Yellow

16 Dusty Pink

17 Meadow Green

18 Soft Blue

19 Sand

4. Frame Finish Choices

Standard Powder Paint

BL Blue

BM Black Matte

BR Brass

BT Black Twilight

CP Champagne

DB Dark Bronze

DG Dark Gray

DP Dusty Pink

FG Forest Green

LG Light Gray

MG Meadow Green

MK Milk

MS Metallic Silver

NK Nickel

NV Navy

OR Orange

PY Pale Yellow

RD Red

RO Red Orange

RR Rusty Red

SB Soft Blue

SD Sand

TC Terracotta

TP Taupe

TS Textured Slate

YL Yellow

AL Polished Aluminum

5. Caster or Glide Choices

Casters with Hard Wheels

C1 Black

C2 Milk with Light Gray Tire

C3 Light Gray

Casters with Soft Wheels

CS1 Black +40

CS2 Milk with Light Gray Tire +40

CS3 Light Gray +40

Cylinder and lever handles match caster color selected. Exception: Polished aluminum frames ship with chrome cylinders.

Glides

PG Plastic Glides +40

FG Plastic Glides with Felt Pads +40

On chairs with glides, cylinders and lever handles are black, unless Milk or Light Gray is the selected frame color. Exception: Polished aluminum frames ship with chrome cylinders.

6. Other Options

CT Contrasting Thread +00

7. Cover

Refer to Stylex swatch cards and separately published in-graded fabric program to determine grades.

See general information section in the main price list for CAL 133 information.

Certain fabrics may not be used on models that are fully upholstered or have upholstered interior liners. Seeking pre-approval by contacting Customer Service in advance is a great way to expedite the order process.

**Five-Blade Aluminum Base, Height Adjustable, Arms**  
 Task

Task								C.O.M / C.O.L. Fabric Upholstery Grades															
								C.O.L.															
								C.O.M	A	B	C	D	E	F	G	H	I	J	K	L	M		
		Plastic Shell			Pneumatic Height Adj. Five-Blade Aluminum Base, Arms	-	-																
		VR	35	2	10	Polished Aluminum	758																
						Powder Coat	820																
		Plastic Shell w/ Upholstered Seat Pad			Pneumatic Height Adj. Five-Blade Aluminum Base, Arms	0.4	7																
		VR	35	2	20	Polished Aluminum	923 952 967 983 998 1,014 1,033 1,048 1,069 1,095 1,127 1,159 1,190 1,220																
						Powder Coat	985 1,014 1,029 1,045 1,060 1,076 1,095 1,110 1,131 1,157 1,189 1,221 1,252 1,282																
		Plastic Shell w/ Loose Upholstered Seat Pad			Pneumatic Height Adj. Five-Blade Aluminum Base, Arms	0.4	7																
		VR	35	2	25	Polished Aluminum	961 990 1,006 1,020 1,037 1,051 1,070 1,086 1,107 1,133 1,165 1,196 1,227 1,258																
						Powder Coat	1,023 1,052 1,068 1,082 1,099 1,113 1,132 1,148 1,169 1,195 1,227 1,258 1,289 1,320																
		Plastic Shell w/ Uph. Interior Liner			Pneumatic Height Adj. Five-Blade Aluminum Base, Arms	0.8	11																
		VR	35	2	30	Polished Aluminum	1,050 1,108 1,138 1,168 1,201 1,232 1,265 1,300 1,340 1,393 1,456 1,518 1,580 1,643																
						Powder Coat	1,112 1,170 1,200 1,230 1,263 1,294 1,327 1,362 1,402 1,455 1,518 1,580 1,642 1,705																
		Fully Upholstered			Pneumatic Height Adj. Five-Blade Aluminum Base, Arms	1.4	16																
		VR	35	2	40	Polished Aluminum	1,138 1,239 1,293 1,347 1,403 1,456 1,518 1,577 1,647 1,739 1,849 1,959 2,067 2,176																
						Powder Coat	1,200 1,301 1,355 1,409 1,465 1,518 1,580 1,639 1,709 1,801 1,911 2,021 2,129 2,238																

**To Order Follow Steps 1-7**
**1. Series / Style / Arm**

VR352

Pneumatic Height Adj., Five-Blade Aluminum Base, Task Chair with Arms

**2. Upholstery Choices**

10 Plastic

20 Plastic with Upholstered Seat Pad

25 Plastic with Loose Upholstered Seat Pad

30 Plastic with Upholstered Interior Liner

40 Fully Upholstered

**3. Plastic Shell Choices**

01 Black Matte

02 Milk

03 Light Gray

06 Red

10 Navy

12 Dark Gray

15 Pale Yellow

16 Dusty Pink

17 Meadow Green

18 Soft Blue

19 Sand

**4. Frame Finish Choices**

BL Blue

BM Black Matte

BR Brass

BT Black Twilight

CP Champagne

DB Dark Bronze

DG Dark Gray

DP Dusty Pink

FG Forest Green

LG Light Gray

MG Meadow Green

MK Milk

MS Metallic Silver

NK Nickel

NV Navy

OR Orange

PY Pale Yellow

RD Red

RO Red Orange

RR Rusty Red

SB Soft Blue

SD Sand

TC Terracotta

TP Taupe

TS Textured Slate

YL Yellow

AL Polished Aluminum

**5. Caster or Glide Choices**

C1 Black

C2 Milk with Light Gray Tire

C3 Light Gray

**Casters with Soft Wheels**

CS1 Black +40

CS2 Milk with Light Gray Tire +40

CS3 Light Gray +40

Cylinder and lever handles match caster color selected. Exception: Polished aluminum frames ship with chrome cylinders.

**Glides**

PG Plastic Glides +40

FG Plastic Glides with Felt Pads +40

**6. Other Options**

CT Contrasting Thread +00

**Stools**

Stool cylinder and foot-ring are chrome with black trim.

M Intermediate Drafting Height +145









H Full Drafting Height +145

**7. Cover**

Refer to Stylex swatch cards and separately published in-graded fabric program to determine grades.

See general information section in the main price list for CAL 133 information.

Certain fabrics may not be used on models that are fully upholstered or have upholstered interior liners. Seeking pre-approval by contacting Customer Service in advance is a great way to expedite the order process.

Guest								C.O.M / C.O.L. Fabric Upholstery Grades															
								C.O.L.															
		Series	Style	Arm	Uph	Description / Finish	Ydg.	Sq. ft.	C.O.M	A	B	C	D	E	F	G	H	I	J	K	L	M	
		Plastic Shell				Sled Tube Frame Non-Stacking, Armless	-	-															
		VR	51	1	10	Chrome/ Powder Coat			480														
		Plastic Shell w/ Upholstered Seat Pad				Sled Tube Frame Non-Stacking, Armless	0.4	7															
		VR	51	1	20	Chrome/ Powder Coat			645	674	689	705	720	736	755	770	791	817	849	881	912	942	
		Plastic Shell w/ Loose Upholstered Seat Pad				Sled Tube Frame Non-Stacking, Armless	0.4	7															
		VR	51	1	25	Chrome/ Powder Coat			683	712	728	742	759	773	792	808	829	855	887	918	949	980	
		Plastic Shell w/ Uph. Interior Liner				Sled Tube Frame Non-Stacking, Armless	0.8	11															
		VR	51	1	30	Chrome/ Powder Coat			772	830	860	890	923	954	987	1,022	1,062	1,115	1,178	1,240	1,302	1,365	
		Fully Upholstered				Sled Tube Frame Non-Stacking, Armless	1.4	16															
		VR	51	1	40	Chrome/ Powder Coat			860	961	1,015	1,069	1,125	1,178	1,240	1,299	1,369	1,461	1,571	1,681	1,789	1,898	

To Order Follow Steps 1-7

1. Series / Style / Arm

**VR511**  
Sled Base Frame,  
Non-Stacking  
Armless

2. Upholstery Choices

- Upholstery Choices**
- 10 Plastic
  - 20 Plastic with Upholstered Seat Pad
  - 25 Plastic with Loose Upholstered Seat Pad
  - 30 Plastic with Upholstered Interior Liner
  - 40 Fully Upholstered

3. Plastic Shell Choices

- Shell Color**
- 01 Black Matte
  - 02 Milk
  - 03 Light Gray
  - 06 Red
  - 10 Navy
  - 12 Dark Gray
  - 15 Pale Yellow
  - 16 Dusty Pink
  - 17 Meadow Green
  - 18 Soft Blue
  - 19 Sand

4. Frame Finish Choices

- Standard Powder Paint**
- BL Blue
  - BM Black Matte
  - BR Brass
  - BT Black Twilight
  - CP Champagne
  - DB Dark Bronze
  - DG Dark Gray
  - DP Dusty Pink
  - FG Forest Green
  - LG Light Gray
  - MG Meadow Green
  - MK Milk
  - MS Metallic Silver
  - NK Nickel
  - NV Navy
  - OR Orange
  - PY Pale Yellow
  - RD Red
  - RO Red Orange
  - RR Rusty Red
  - SB Soft Blue
  - SD Sand
  - TC Terracotta
  - TP Taupe
  - TS Textured Slate
  - YL Yellow

**CH** Chrome

5. Glide Choices

- Glides**
- PG Plastic Glides
  - FG Plastic Glides with Felt Pads

6. Other Options





**CT** Contrasting Thread

7. Cover

Refer to Stylex swatch cards and separately published in-graded fabric program to determine grades.

See general information section in the main price list for CAL 133 information.

Certain fabrics may not be used on models that are fully upholstered or have upholstered interior liners. Seeking pre-approval by contacting Customer Service in advance is a great way to expedite the order process.

Guest								C.O.M. / C.O.L. Fabric Upholstery Grades															
C.O.M. C.O.L.								C.O.L.															
		Series	Style	Arm	Uph	Description / Finish	Ydg.	Sq. ft.	C.O.M	A	B	C	D	E	F	G	H	I	J	K	L	M	
		Plastic Shell				Sled Tube Frame Non-Stacking, Bucket	-	-															
		VR	51	1	70	Polished Aluminum/ Powder Coat			543														
		Plastic Shell w/ Upholstered Seat Pad				Sled Tube Frame Non-Stacking, Bucket	0.6	9															
		VR	51	1	80	Polished Aluminum/ Powder Coat			708	737	752	768	783	799	818	833	854	880	912	944	975	1,005	

To Order Follow Steps 1-7

1. Series / Style / Arm

**VR511**  
Sled Base Frame,  
Non-Stacking  
Bucket

2. Upholstery Choices

70 Plastic  
80 Plastic with Upholstered  
Seat Pad

3. Plastic Shell Choices

01 Black Matte  
02 Milk  
03 Light Gray  
06 Red  
10 Navy  
12 Dark Gray  
15 Pale Yellow  
16 Dusty Pink  
17 Meadow Green  
18 Soft Blue  
19 Sand

4. Frame Finish Choices

BL Blue  
BM Black Matte  
BR Brass  
BT Black Twilight  
CP Champagne  
DB Dark Bronze  
DG Dark Gray  
DP Dusty Pink  
FG Forest Green  
LG Light Gray  
MG Meadow Green  
MK Milk  
MS Metallic Silver  
NK Nickel  
NV Navy  
OR Orange  
PY Pale Yellow  
RD Red  
RO Red Orange  
RR Rusty Red  
SB Soft Blue  
SD Sand  
TC Terracotta  
TP Taupe  
TS Textured Slate  
YL Yellow

**CH** Chrome

5. Glide Choices

PG Plastic Glides  
FG Plastic Glides with Felt Pads

6. Other Options

**CT** Contrasting  
Thread









7. Cover

Refer to Stylex swatch cards  
and separately published  
in-graded fabric program  
to determine grades.

See general information  
section in the main price  
list for CAL 133 information.

Certain fabrics may not  
be used on models that are  
fully upholstered or have  
upholstered interior liners.  
Seeking pre-approval by  
contacting Customer Service  
in advance is a great way to  
expedite the order process.

Four-Leg Tube Frame, Non-Stacking, Armless  
Guest

		Guest				C.O.M. C.O.L.		C.O.M / C.O.L. Fabric Upholstery Grades															
		Series	Style	Arm	Uph	Description / Finish	Ydg.	Sq. ft.	C.O.M	A	B	C	D	E	F	G	H	I	J	K	L	M	
		Plastic Shell				Four-Leg Tube Frame Non-Stacking, Armless	-	-															
		VR	11	1	10	Chrome/ Powder Coat			480														
		Plastic Shell w/ Upholstered Seat Pad				Four-Leg Tube Frame Non-Stacking, Armless	0.4	7															
		VR	11	1	20	Chrome/ Powder Coat			645	674	689	705	720	736	755	770	791	817	849	881	912	942	
		Plastic Shell w/ Loose Upholstered Seat Pad				Four-Leg Tube Frame Non-Stacking, Armless	0.4	7															
		VR	11	1	25	Chrome/ Powder Coat			683	712	728	742	759	773	792	808	829	855	887	918	949	980	
		Plastic Shell w/ Uph. Interior Liner				Four-Leg Tube Frame Non-Stacking, Armless	0.8	11															
		VR	11	1	30	Chrome/ Powder Coat			772	830	860	890	923	954	987	1,022	1,062	1,115	1,178	1,240	1,302	1,365	
		Fully Upholstered				Four-Leg Tube Frame Non-Stacking, Armless	1.4	16															
		VR	11	1	40	Chrome/ Powder Coat			860	961	1,015	1,069	1,125	1,178	1,240	1,299	1,369	1,461	1,571	1,681	1,789	1,898	

To Order Follow Steps 1-7

1. Series / Style / Arm

VR111

Four-Leg  
Tube Frame,  
Non-Stacking,  
Armless

2. Upholstery Choices

- Upholstery Choices
- 10 Plastic

20 Plastic with Upholstered  
Seat Pad

25 Plastic with Loose  
Upholstered Seat Pad

30 Plastic with Upholstered  
Interior Liner

40 Fully Upholstered

3. Plastic Shell Choices

- Shell Color
- 01 Black Matte

02 Milk

03 Light Gray

06 Red

10 Navy

12 Dark Gray

15 Pale Yellow

16 Dusty Pink

17 Meadow Green

18 Soft Blue

19 Sand

4. Frame Finish Choices

- Standard Powder Paint
- BL Blue

BM Black Matte

BR Brass

BT Black Twilight

CP Champagne

DB Dark Bronze

DG Dark Gray

DP Dusty Pink

FG Forest Green

LG Light Gray

MG Meadow Green

MK Milk

MS Metallic Silver

NK Nickel

NV Navy

OR Orange

PY Pale Yellow

RD Red

RO Red Orange

RR Rusty Red

SB Soft Blue

SD Sand

TC Terracotta

TP Taupe

TS Textured Slate

YL Yellow
- CH Chrome

5. Glides Choices

- Glides
- PG Plastic Glides

FG Plastic Glides with Felt Pads

6. Other Options





- CT Contrasting  
Thread

7. Cover

Refer to Stylex swatch cards and separately published in-graded fabric program to determine grades.

See general information section in the main price list for CAL 133 information.

Certain fabrics may not be used on models that are fully upholstered or have upholstered interior liners. Seeking pre-approval by contacting Customer Service in advance is a great way to expedite the order process.

Guest								C.O.M. / C.O.L. Fabric Upholstery Grades																
C.O.M. C.O.L.								C.O.L.																
		Series	Style	Arm	Uph	Description / Finish	Ydg.	Sq. ft.	C.O.M	A	B	C	D	E	F	G	H	I	J	K	L	M		
		Plastic Shell				Four-Leg Tube Frame Non-Stacking, Bucket	-	-																
		VR	11	1	70	Polished Aluminum/ Powder Coat			543															
		Plastic Shell w/ Upholstered Seat Pad				Four-Leg Tube Frame Non-Stacking, Bucket	0.6	9																
		VR	11	1	80	Polished Aluminum/ Powder Coat			708	737	752	768	783	799	818	833	854	880	912	944	975	1,005		

To Order Follow Steps 1-7

1. Series / Style / Arm

VR111  
Four-Leg  
Tube Frame,  
Non-Stacking,  
Bucket

2. Upholstery Choices

70 Plastic  
80 Plastic with Upholstered  
Seat Pad

3. Plastic Shell Choices

01 Black Matte  
02 Milk  
03 Light Gray  
06 Red  
10 Navy  
12 Dark Gray  
15 Pale Yellow  
16 Dusty Pink  
17 Meadow Green  
18 Soft Blue  
19 Sand

4. Frame Finish Choices

BL Blue  
BM Black Matte  
BR Brass  
BT Black Twilight  
CP Champagne  
DB Dark Bronze  
DG Dark Gray  
DP Dusty Pink  
FG Forest Green  
LG Light Gray  
MG Meadow Green  
MK Milk  
MS Metallic Silver  
NK Nickel  
NV Navy  
OR Orange  
PY Pale Yellow  
RD Red  
RO Red Orange  
RR Rusty Red  
SB Soft Blue  
SD Sand  
TC Terracotta  
TP Taupe  
TS Textured Slate  
YL Yellow

CH Chrome

5. Glide Choices

PG Plastic Glides  
FG Plastic Glides with Felt Pads

6. Other Options

CT Contrasting  
Thread









7. Cover

Refer to Stylex swatch cards  
and separately published  
in-graded fabric program  
to determine grades.

See general information  
section in the main price  
list for CAL 133 information.

Certain fabrics may not  
be used on models that are  
fully upholstered or have  
upholstered interior liners.  
Seeking pre-approval by  
contacting Customer Service  
in advance is a great way to  
expedite the order process.

Four-Leg Aluminum Frame, Non-Stacking, Armless  
Guest

						C.O.M. C.O.L.		C.O.M / C.O.L. Fabric Upholstery Grades C.O.L.																		
		Series	Style	Arm	Uph	Description / Finish	Ydg.	Sq. ft.	C.O.M	A	B	C	D	E	F	G	H	I	J	K	L	M				
		Plastic Shell				Four-Leg Aluminum Frame Non-Stacking, Armless	-	-																		
		VR	12	1	10	Polished Aluminum			594																	
						Powder Coat			618																	
		Plastic Shell w/ Upholstered Seat Pad				Four-Leg Aluminum Frame Non-Stacking, Armless	0.4	7																		
		VR	12	1	20	Polished Aluminum			759	788	803	819	834	850	869	884	905	931	963	995	1,026	1,056				
						Powder Coat			783	812	827	843	858	874	893	908	929	955	987	1,019	1,050	1,080				
		Plastic Shell w/ Loose Upholstered Seat Pad				Four-Leg Aluminum Frame Non-Stacking, Armless	0.4	7																		
		VR	12	1	25	Polished Aluminum			797	826	842	856	873	887	906	922	943	969	1,001	1,032	1,063	1,094				
				Powder Coat			821	850	866	880	897	911	930	946	967	993	1,025	1,056	1,087	1,118						
		Plastic Shell w/ Uph. Interior Liner				Four-Leg Aluminum Frame Non-Stacking, Armless	0.8	11																		
		VR	12	1	30	Polished Aluminum			886	944	974	1,004	1,037	1,068	1,101	1,136	1,176	1,229	1,292	1,354	1,416	1,479				
						Powder Coat			910	968	998	1,028	1,061	1,092	1,125	1,160	1,200	1,253	1,316	1,378	1,440	1,503				
		Fully Upholstered				Four-Leg Aluminum Frame Non-Stacking, Armless	1.4	16																		
		VR	12	1	40	Polished Aluminum			974	1,075	1,129	1,183	1,239	1,292	1,354	1,413	1,483	1,575	1,685	1,795	1,903	2,012				
						Powder Coat			998	1,099	1,153	1,207	1,263	1,316	1,378	1,437	1,507	1,599	1,709	1,819	1,927	2,036				

To Order Follow Steps 1-7

1. Series / Style / Arm

VR121

Four-Leg Aluminum Frame, Non-Stacking, Armless

2. Upholstery Choices

Upholstery Choices

10 Plastic

20 Plastic with Upholstered Seat Pad

25 Plastic with Loose Upholstered Seat Pad

30 Plastic with Upholstered Interior Liner

40 Fully Upholstered

3. Plastic Shell Choices

Shell Color

01 Black Matte

02 Milk

03 Light Gray

06 Red

10 Navy

12 Dark Gray

15 Pale Yellow

16 Dusty Pink

17 Meadow Green

18 Soft Blue

19 Sand

4. Frame Finish Choices

Standard Powder Paint

BL Blue

BM Black Matte

BR Brass

BT Black Twilight

CP Champagne

DB Dark Bronze

DG Dark Gray

DP Dusty Pink

FG Forest Green

LG Light Gray

MG Meadow Green

MK Milk

MS Metallic Silver

NK Nickel

NV Navy

OR Orange

PY Pale Yellow

RD Red

RO Red Orange

RR Rusty Red

SB Soft Blue

SD Sand

TC Terracotta

TP Taupe

TS Textured Slate

YL Yellow

AL Polished Aluminum

5. Glides Choices

Glides

PG Plastic Glides

6. Other Options

Contrasting Thread

CT





7. Cover

Refer to Stylex swatch cards and separately published in-graded fabric program to determine grades.

See general information section in the main price list for CAL 133 information.

Certain fabrics may not be used on models that are fully upholstered or have upholstered interior liners. Seeking pre-approval by contacting Customer Service in advance is a great way to expedite the order process.



Guest								C.O.M / C.O.L. Fabric Upholstery Grades																	
C.O.M. C.O.L.								C.O.L.																	
		Series	Style	Arm	Uph	Description / Finish	Ydg.	Sq. ft.	C.O.M	A	B	C	D	E	F	G	H	I	J	K	L	M			
		Plastic Shell				Four-Leg Aluminum Frame Non-Stacking, Bucket	-	-																	
		VR	12	1	70	Polished Aluminum			657																
						Powder Coat			681																
		Plastic Shell w/ Upholstered Seat Pad				Four-Leg Aluminum Frame Non-Stacking, Bucket	0.6	9																	
		VR	12	1	80	Polished Aluminum			822	851	866	882	897	913	932	947	968	994	1,026	1,058	1,089	1,119			
						Powder Coat			846	875	890	906	921	937	956	971	992	1,018	1,050	1,082	1,113	1,143			

To Order Follow Steps 1-7

1. Series / Style / Arm

VR121

Four-Leg Aluminum Frame, Non-Stacking, Bucket

2. Upholstery Choices

70 Plastic

80 Plastic with Upholstered Seat Pad

3. Plastic Shell Choices

01 Black Matte

02 Milk

03 Light Gray

06 Red

10 Navy

12 Dark Gray

15 Pale Yellow

16 Dusty Pink

17 Meadow Green

18 Soft Blue

19 Sand

4. Frame Finish Choices

BL Blue

BM Black Matte

BR Brass

BT Black Twilight

CP Champagne

DB Dark Bronze

DG Dark Gray

DP Dusty Pink

FG Forest Green

LG Light Gray

MG Meadow Green

MK Milk

MS Metallic Silver

NK Nickel

NV Navy

OR Orange

PY Pale Yellow

RD Red

RO Red Orange

RR Rusty Red

SB Soft Blue

SD Sand

TC Terracotta

TP Taupe

TS Textured Slate

YL Yellow

CH Chrome

5. Glide Choices

PG Plastic Glides

FG Plastic Glides with Felt Pads

6. Other Options

CT Contrasting Thread











7. Cover

Refer to Stylex swatch cards and separately published in-graded fabric program to determine grades.










See general information section in the main price list for CAL 133 information.


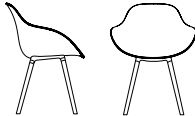


Certain fabrics may not be used on models that are fully upholstered or have upholstered interior liners. Seeking pre-approval by contacting Customer Service in advance is a great way to expedite the order process.

**Four-Leg Wood Frame, Non-Stacking, Armless**  
Guest

Guest						C.O.M.	C.O.L.	C.O.M / C.O.L. Fabric Upholstery Grades																
						C.O.L.																		
		Series	Style	Arm	Uph	Description / Finish	Ydg.	Sq. ft.	C.O.M	A	B	C	D	E	F	G	H	I	J	K	L	M		
		Plastic Shell				Four-Leg Wood Frame Non-Stacking, Armless	-	-																
		VR	13	1	10	Wood			782															
		Plastic Shell w/ Upholstered Seat Pad				Four-Leg Wood Frame Non-Stacking, Armless	0.4	7																
		VR	13	1	20	Wood			947	976	991	1,007	1,022	1,038	1,057	1,072	1,093	1,119	1,151	1,183	1,214	1,244		
		Plastic Shell w/ Loose Upholstered Seat Pad				Four-Leg Wood Frame Non-Stacking, Armless	0.4	7																
		VR	13	1	25	Wood			985	1,014	1,030	1,044	1,061	1,075	1,094	1,110	1,131	1,157	1,189	1,220	1,251	1,282		
		Plastic Shell w/ Uph. Interior Liner				Four-Leg Wood Frame Non-Stacking, Armless	0.8	11																
		VR	13	1	30	Wood			1,074	1,132	1,162	1,192	1,225	1,256	1,289	1,324	1,364	1,417	1,480	1,542	1,604	1,667		
		Fully Upholstered				Four-Leg Wood Frame Non-Stacking, Armless	1.4	16																
		VR	13	1	40	Wood			1,162	1,263	1,317	1,371	1,427	1,480	1,542	1,601	1,671	1,763	1,873	1,983	2,091	2,200		

**To Order Follow Steps 1-8**

1. Series / Style / Arm	2. Upholstery Choices	3. Plastic Shell Choices	4. Frame Finish Choices	5. Wood Finishes	6. Glide Choices	7. Other Options	8. Cover
<b>VR131</b>  <b>Four-Leg Wood Frame, Non-Stacking, Armless</b>	 <b>Upholstery Choices</b> 10 Plastic 20 Plastic with Upholstered Seat Pad 25 Plastic with Loose Upholstered Seat Pad 30 Plastic with Upholstered Interior Liner 40 Fully Upholstered	 <b>Shell Color</b> 01 Black Matte 02 Milk 03 Light Gray 06 Red 10 Navy 12 Dark Gray 15 Pale Yellow 16 Dusty Pink 17 Meadow Green 18 Soft Blue 19 Sand	 <b>Standard Powder Paint</b> BL Blue BM Black Matte BR Brass BT Black Twilight CP Champagne DB Dark Bronze DG Dark Gray DP Dusty Pink FG Forest Green LG Light Gray MG Meadow Green MK Milk MS Metallic Silver   <b>Polished Aluminum</b>	 <b>Leg Finishes</b> 81 White Oak +00 83 Natural Maple +00 85 Walnut +65 87 Opaque Black +65	 <b>Glides</b> PG Plastic Glides FG Plastic Glides with Felt Pads	 <b>Contrasting Thread</b>	 Refer to Stylex swatch cards and separately published in-graded fabric program to determine grades.  See general information section in the main price list for CAL 133 information.  Certain fabrics may not be used on models that are fully upholstered or have upholstered interior liners. Seeking pre-approval by contacting Customer Service in advance is a great way to expedite the order process.

Guest								C.O.M. / C.O.L. Fabric Upholstery Grades															
C.O.M. C.O.L.								C.O.L.															
		Series	Style	Arm	Uph	Description / Finish	Ydg.	Sq. ft.	C.O.M	A	B	C	D	E	F	G	H	I	J	K	L	M	
		Plastic Shell				Four-Leg Wood Frame Non-Stacking, Bucket	-	-															
		VR	13	1	70	Polished Aluminum/ Powder Coat			845														
		Plastic Shell w/ Upholstered Seat Pad				Four-Leg Wood Frame Non-Stacking, Bucket	0.6	9															
		VR	13	1	80	Polished Aluminum/ Powder Coat			1,010	1,039	1,054	1,070	1,085	1,101	1,120	1,135	1,156	1,182	1,214	1,246	1,277	1,307	

To Order Follow Steps 1-7

1. Series / Style / Arm	2. Upholstery Choices	3. Plastic Shell Choices	4. Frame Finish Choices	5. Wood Finishes	6. Glide Choices	7. Other Options	8. Cover
<p>VR131</p> <p>Four-Leg Wood Frame, Non-Stacking, Bucket</p>	<p>70 Plastic</p> <p>80 Plastic with Upholstered Seat Pad</p>	<p>01 Black Matte</p> <p>02 Milk</p> <p>03 Light Gray</p> <p>06 Red</p> <p>10 Navy</p> <p>12 Dark Gray</p> <p>15 Pale Yellow</p> <p>16 Dusty Pink</p> <p>17 Meadow Green</p> <p>18 Soft Blue</p> <p>19 Sand</p>	<p>BL Blue</p> <p>BM Black Matte</p> <p>BR Brass</p> <p>BT Black Twilight</p> <p>CP Champagne</p> <p>DB Dark Bronze</p> <p>DG Dark Gray</p> <p>DP Dusty Pink</p> <p>FG Forest Green</p> <p>LG Light Gray</p> <p>MG Meadow Green</p> <p>MK Milk</p> <p>MS Metallic Silver</p> <p>NK Nickel</p> <p>NV Navy</p> <p>OR Orange</p> <p>PY Pale Yellow</p> <p>RD Red</p> <p>RO Red Orange</p> <p>RR Rusty Red</p> <p>SB Soft Blue</p> <p>SD Sand</p> <p>TC Terracotta</p> <p>TP Taupe</p> <p>TS Textured Slate</p> <p>YL Yellow</p> <p>AL Polished Aluminum</p>	<p>81 White Oak +00</p> <p>83 Natural Maple +00</p> <p>85 Walnut +65</p> <p>87 Opaque Black +65</p>	<p>PG Plastic Glides</p> <p>FG Plastic Glides with Felt Pads</p>	<p>CT Contrasting Thread</p>	<p>Refer to Stylex swatch cards and separately published in-graded fabric program to determine grades.</p> <p>See general information section in the main price list for CAL 133 information.</p> <p>Certain fabrics may not be used on models that are fully upholstered or have upholstered interior liners. Seeking pre-approval by contacting Customer Service in advance is a great way to expedite the order process.</p>

Four-Leg Tube Frame, Stacking, Armless  
Multi-Use

Multi-Use								C.O.M. / C.O.L. Fabric Upholstery Grades																
								C.O.L.																
		Series	Style	Arm	Uph	Description / Finish	Ydg.	Sq. ft.	C.O.M	A	B	C	D	E	F	G	H	I	J	K	L	M		
		Plastic Shell				Four-Leg Tube Frame Stacking, Armless	-	-																
		VR	10	1	10	Chrome/ Powder Coat Stacking: 8 high on the floor & 14 high on the transport dolly.			440															
		Plastic Shell w/ Upholstered Seat Pad				Four-Leg Tube Frame Stacking, Armless	0.4	7																
		VR	10	1	20	Chrome/ Powder Coat Stacking: 8 high on the floor & 14 high on the transport dolly.			605	634	649	665	680	696	715	730	751	777	809	841	872	902		
		Plastic Shell w/ Loose Upholstered Seat Pad				Four-Leg Tube Frame Stacking, Armless	0.4	7																
		VR	10	1	25	Chrome/ Powder Coat Stacking: 8 high on the floor & 14 high on the transport dolly.			643	672	688	702	719	733	752	768	789	815	847	878	909	940		
		Plastic Shell w/ Uph. Interior Liner				Four-Leg Tube Frame Stacking, Armless	0.8	11																
		VR	10	1	30	Chrome/ Powder Coat Stacking: 8 high on the floor & 14 high on the transport dolly.			732	790	820	850	883	914	947	982	1,022	1,075	1,138	1,200	1,262	1,325		
		Fully Upholstered				Four-Leg Tube Frame Stacking, Armless	1.4	16																
		VR	10	1	40	Chrome/ Powder Coat Stacking: 8 high on the floor & 14 high on the transport dolly.			820	921	975	1,029	1,085	1,138	1,200	1,259	1,329	1,421	1,531	1,641	1,749	1,858		

To Order Follow Steps 1-7

1. Series / Style / Arm

VR101

Four-Leg Tube Frame, Stacking, Armless

2. Upholstery Choices

10 Plastic

20 Plastic with Upholstered Seat Pad

25 Plastic with Loose Upholstered Seat Pad

30 Plastic with Upholstered Interior Liner

40 Fully Upholstered

3. Plastic Shell Choices

01 Black Matte

02 Milk

03 Light Gray

06 Red

10 Navy

12 Dark Gray

15 Pale Yellow

16 Dusty Pink

17 Meadow Green

18 Soft Blue

19 Sand

4. Frame Finish Choices

BL Blue

BM Black Matte

BR Brass

BT Black Twilight

CP Champagne

DB Dark Bronze

DG Dark Gray

DP Dusty Pink

FG Forest Green

LG Light Gray

MG Meadow Green

MK Milk

MS Metallic Silver

NK Nickel

NV Navy

OR Orange

PY Pale Yellow

RD Red

RO Red Orange

RR Rusty Red

SB Soft Blue

SD Sand

TC Terracotta

TP Taupe

TS Textured Slate

YL Yellow

Stylex will not warrant painted frames against damage caused by stacking.

5. Glide Choices

PG Plastic Glides

FG Plastic Glides with Felt Pads

6. Other Options

CH Bright Chrome

Finish Advisory for Stacking. Stylex recommends chrome frames for any Verve stacking application requiring dollies. We will not warrant Powder Coated Verve frames used on dollies against damage to the finish.

Glides

CT Contrasting Thread

+00

Accessories


VRTD2 Verve Transport Dolly For 4 leg frame with plastic shell

+1,150

VRTD4 Verve Transport Dolly For 4 leg frame with upholstered shell

+1,150

Use only with chrome frames












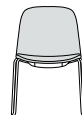
7. Cover

Refer to Stylex swatch cards and separately published in-graded fabric program to determine grades.

See general information section in the main price list for CAL 133 information.

Certain fabrics may not be used on models that are fully upholstered or have upholstered interior liners. Seeking pre-approval by contacting Customer Service in advance is a great way to expedite the order process.

Sled Base, Stacking, Armless  
Multi-Use

Multi-Pose								C.O.M. / C.O.L. Fabric Upholstery Grades																			
								C.O.L.																			
	Series	Style	Arm	Uph	Description / Finish	Ydg.	Sq. ft.	C.O.M	A	B	C	D	E	F	G	H	I	J	K	L	M						
 	Plastic Shell				Sled Tube Frame, Stacking, Armless	-	-																				
	VR	50	1	10	Chrome/ Powder Coat			428																			
						Stacking: 8 high on the floor & 14 high on the transport dolly.																					
 	Plastic Shell w/ Upholstered Seat Pad				Sled Tube Frame, Stacking, Armless	0.4	7																				
	VR	50	1	20	Chrome/ Powder Coat			593	622	637	653	668	684	703	718	739	765	797	829	860	890						
						Stacking: 8 high on the floor & 14 high on the transport dolly.																					
 	Plastic Shell w/ Loose Upholstered Seat Pad				Sled Tube Frame, Stacking, Armless	0.4	7																				
	VR	50	1	25	Chrome/ Powder Coat			631	660	676	690	707	721	740	756	777	803	835	866	897	928						
						Stacking: 8 high on the floor & 14 high on the transport dolly.																					
 	Plastic Shell w/ Uph. Interior Liner				Sled Tube Frame, Stacking, Armless	0.8	11																				
	VR	50	1	30	Chrome/ Powder Coat			720	778	808	838	871	902	935	970	1,010	1,063	1,126	1,188	1,250	1,313						
						Stacking: 8 high on the floor & 14 high on the transport dolly.																					
 	Fully Upholstered				Sled Tube Frame, Stacking, Armless	1.4	16																				
	VR	50	1	40	Chrome/ Powder Coat			808	909	963	1,017	1,073	1,126	1,188	1,247	1,317	1,409	1,519	1,629	1,737	1,846						
						Stacking: 8 high on the floor & 14 high on the transport dolly.																					

To Order Follow Steps 1-7

1. Series / Style / Arm

VR501

Sled Base Frame, Stacking, Armless

2. Upholstery Choices

10 Plastic

20 Plastic with Upholstered Seat Pad

25 Plastic with Loose Upholstered Seat Pad

30 Plastic with Upholstered Interior Liner

40 Fully Upholstered

3. Plastic Shell Choices

01 Black Matte

02 Milk

03 Light Gray

06 Red

10 Navy

12 Dark Gray

15 Pale Yellow

16 Dusty Pink

17 Meadow Green

18 Soft Blue

19 Sand

4. Frame Finish Choices

BL Blue

BM Black Matte

BR Brass

BT Black Twilight

CP Champagne

DB Dark Bronze

DG Dark Gray

DP Dusty Pink

FG Forest Green

LG Light Gray

MG Meadow Green

MK Milk

MS Metallic Silver

NK Nickel

NV Navy

OR Orange

PY Pale Yellow

RD Red

RO Red Orange

RR Rusty Red

SB Soft Blue

SD Sand

TC Terracotta

TP Taupe

TS Textured Slate

YL Yellow

Stylex will not warrant painted frames against damage caused by stacking.

5. Glide Choices

CH Bright Chrome

Finish Advisory for Stacking. Stylex recommends chrome frames for any Verve stacking application requiring dollies. We will not warrant Powder Coated Verve frames used on dollies against damage to the finish.

PG Plastic Glides

FG Plastic Glides with Felt Pads

6. Other Options

CT Contrasting Thread +00


G Armless Chair Ganging Bracket +23

Accessories

VRTD2 Verve Transport Dolly For sled armless with upholstered shell +1,150

VRTD3 Verve Transport Dolly For sled armless with plastic shell +1,150

Use only with chrome frames











7. Cover


Refer to Stylex swatch cards and separately published in-graded fabric program to determine grades.

See general information section in the main price list for CAL 133 information.






Certain fabrics may not be used on models that are fully upholstered or have upholstered interior liners. Seeking pre-approval by contacting Customer Service in advance is a great way to expedite the order process.

Multi-Use								C.O.M. / C.O.L. Fabric Upholstery Grades															
								C.O.L.															
		Series	Style	Arm	Uph	Description / Finish	Ydg.	Sq. ft.	C.O.M	A	B	C	D	E	F	G	H	I	J	K	L	M	
		Plastic Shell				Sled Tube Frame Stacking, Arms	-	-															
		VR	50	2	10	Chrome/ Powder Coat Stacking: 8 high on the floor & 14 high on the transport dolly.			452														
		Plastic Shell w/ Upholstered Seat Pad				Sled Tube Frame Stacking, Arms	0.4	7															
		VR	50	2	20	Chrome/ Powder Coat Stacking: 8 high on the floor & 14 high on the transport dolly.			617	646	661	677	692	708	727	742	763	789	821	853	884	914	
		Plastic Shell w/ Loose Upholstered Seat Pad				Sled Tube Frame Stacking, Arms	0.4	7															
		VR	50	2	25	Chrome/ Powder Coat Stacking: 8 high on the floor & 14 high on the transport dolly.			655	684	700	714	731	745	764	780	801	827	859	890	921	952	
		Plastic Shell w/ Uph. Interior Liner				Sled Tube Frame Stacking, Arms	0.8	11															
		VR	50	2	30	Chrome/ Powder Coat Stacking: 8 high on the floor & 14 high on the transport dolly.			744	802	832	862	895	926	959	994	1,034	1,087	1,150	1,212	1,274	1,337	
		Fully Upholstered				Sled Tube Frame Stacking, Arms	1.4	16															
		VR	50	2	40	Chrome/ Powder Coat Stacking: 8 high on the floor & 14 high on the transport dolly.			832	933	987	1,041	1,097	1,150	1,212	1,271	1,341	1,433	1,543	1,653	1,761	1,870	

To Order Follow Steps 1-7

1. Series / Style / Arm	2. Upholstery Choices	3. Plastic Shell Choices	4. Frame Finish Choices	5. Glide Choices	6. Other Options	7. Cover	
<div>VR502</div> <div>Sled Tube Frame, Stacking, Arms</div>	<div></div> <div>Upholstery Choices</div> <div><div>10 Plastic</div><div>20 Plastic with Upholstered Seat Pad</div><div>25 Plastic with Loose Upholstered Seat Pad</div><div>30 Plastic with Upholstered Interior Liner</div><div>40 Fully Upholstered</div></div>	<div></div> <div>Shell Color</div> <div><div>01 Black Matte</div><div>02 Milk</div><div>03 Light Gray</div><div>06 Red</div><div>10 Navy</div><div>12 Dark Gray</div><div>15 Pale Yellow</div><div>16 Dusty Pink</div><div>17 Meadow Green</div><div>18 Soft Blue</div><div>19 Sand</div></div>	<div></div> <div>Standard Powder Paint</div> <div><div><div>BL Blue</div><div>BM Black Matte</div><div>BR Brass</div><div>BT Black Twilight</div><div>CP Champagne</div><div>DB Dark Bronze</div><div>DG Dark Gray</div><div>DP Dusty Pink</div><div>FG Forest Green</div><div>LG Light Gray</div><div>MG Meadow Green</div><div>MK Milk</div><div>MS Metallic Silver</div></div><div><div>NK Nickel</div><div>NV Navy</div><div>OR Orange</div><div>PY Pale Yellow</div><div>RD Red</div><div>RO Red Orange</div><div>RR Rusty Red</div><div>SB Soft Blue</div><div>SD Sand</div><div>TC Terracotta</div><div>TP Taupe</div><div>TS Textured Slate</div><div>YL Yellow</div></div></div> <div>Stylex will not warrant painted frames against damage caused by stacking.</div>	<div>CH</div> <div>Bright Chrome</div> <div>Finish Advisory for Stacking. Stylex recommends chrome frames for any Verve stacking application requiring dollies. We will not warrant Powder Coated Verve frames used on dollies against damage to the finish.</div>	<div></div> <div>Glides</div> <div><div>PG Plastic Glides</div><div>FG Plastic Glides with Felt Pads</div></div>	<div><div>CT</div><div>Contrasting Thread</div><div>+00</div></div> <div><div></div><div>Accessories</div></div> <div><div>VRTD1</div><div>Verve Transport Dolly</div><div>For sled with arm for upholstered or plastic shell</div><div>+1,150</div></div> <div>Use only with chrome frames</div> <div></div>	<div></div> <div>Refer to Stylex swatch cards and separately published in-graded fabric program to determine grades.</div> <div>See general information section in the main price list for CAL 133 information.</div> <div>Certain fabrics may not be used on models that are fully upholstered or have upholstered interior liners. Seeking pre-approval by contacting Customer Service in advance is a great way to expedite the order process.</div>

Four-Leg Bar Stool, Non-Stacking, Armless  
Stool

						C.O.M.	C.O.L.	C.O.M / C.O.L. Fabric Upholstery Grades C.O.L.														
	Series	Style	Arm	Uph	Description / Finish	Ydg.	Sq. ft.	C.O.M	A	B	C	D	E	F	G	H	I	J	K	L	M	
	Plastic Shell				Four-Leg Bar Stool Non-Stacking, Armless	-	-															
	VR	70	1	10	Chrome Powder Coat			751														
	Plastic Shell w/ Upholstered Seat Pad				Four-Leg Bar Stool Non-Stacking, Armless	0.4	7															
	VR	70	1	20	Chrome Powder Coat			916	945	960	976	991	1,007	1,026	1,041	1,062	1,088	1,120	1,152	1,183	1,213	
								841	870	885	901	916	932	951	966	987	1,013	1,045	1,077	1,108	1,138	
	Plastic Shell w/ Loose Upholstered Seat Pad				Four-Leg Bar Stool Non-Stacking, Armless	0.4	7															
	VR	70	1	25	Chrome Powder Coat			954	983	999	1,013	1,030	1,044	1,063	1,079	1,100	1,126	1,158	1,189	1,220	1,251	
								879	908	924	938	955	969	988	1,004	1,025	1,051	1,083	1,114	1,145	1,176	
	Plastic Shell w/ Uph. Interior Liner				Four-Leg Bar Stool Non-Stacking, Armless	0.8	11															
	VR	70	1	30	Chrome Powder Coat			1,043	1,101	1,131	1,161	1,194	1,225	1,258	1,293	1,333	1,386	1,449	1,511	1,573	1,636	
								968	1,026	1,056	1,086	1,119	1,150	1,183	1,218	1,258	1,311	1,374	1,436	1,498	1,561	
	Fully Upholstered				Four-Leg Bar Stool Non-Stacking, Armless	1.4	16															
	VR	70	1	40	Chrome Powder Coat			1,131	1,232	1,286	1,340	1,396	1,449	1,511	1,570	1,640	1,732	1,842	1,952	2,060	2,169	
								1,056	1,157	1,211	1,265	1,321	1,374	1,436	1,495	1,565	1,657	1,767	1,877	1,985	2,094	

To Order Follow Steps 1-7

1. Series / Style / Arm

VR701  
Four-Leg Bar Stool,  
Non-Stacking,  
Armless

2. Upholstery Choices

10 Plastic  
20 Plastic with Upholstered  
Seat Pad  
25 Plastic with Loose  
Upholstered Seat Pad  
30 Plastic with Upholstered  
Interior Liner  
40 Fully Upholstered

3. Plastic Shell Choices

01 Black Matte  
02 Milk  
03 Light Gray  
06 Red  
10 Navy  
12 Dark Gray  
15 Pale Yellow  
16 Dusty Pink  
17 Meadow Green  
18 Soft Blue  
19 Sand

4. Frame Finish Choices

BL Blue  
BM Black Matte  
BR Brass  
BT Black Twilight  
CP Champagne  
DB Dark Bronze  
DG Dark Gray  
DP Dusty Pink  
FG Forest Green  
LG Light Gray  
MG Meadow Green  
MK Milk  
MS Metallic Silver  
NK Nickel  
NV Navy  
OR Orange  
PY Pale Yellow  
RD Red  
RO Red Orange  
RR Rusty Red  
SB Soft Blue  
SD Sand  
TC Terracotta  
TP Taupe  
TS Textured Slate  
YL Yellow

CH Bright Chrome

5. Glide Choices

PG Plastic Glides  
FG Plastic Glides with Felt Pads

6. Other Options

CT  
Contrasting  
Thread






7. Cover

Refer to Stylex swatch cards  
and separately published  
in-graded fabric program  
to determine grades.

See general information  
section in the main price  
list for CAL 133 information.

Certain fabrics may not  
be used on models that are  
fully upholstered or have  
upholstered interior liners.  
Seeking pre-approval by  
contacting Customer Service  
in advance is a great way to  
expedite the order process.

**Four-Leg Counter Stool, Non-Stacking, Armless**  
 Stool

Stool						C.O.M.	C.O.L.	C.O.M / C.O.L. Fabric Upholstery Grades																
						C.O.L.																		
	Series	Style	Arm	Uph	Description / Finish	Ydg.	Sq. ft.	C.O.M	A	B	C	D	E	F	G	H	I	J	K	L	M			
	Plastic Shell				Four-Leg Counter Stool Non-Stacking, Armless	-	-																	
	VR	90	1	10	Chrome			751																
					Powder Coat			676																
	Plastic Shell w/ Upholstered Seat Pad				Four-Leg Counter Stool Non-Stacking, Armless	0.4	7																	
	VR	90	1	20	Chrome			916	945	960	976	991	1,007	1,026	1,041	1,062	1,088	1,120	1,152	1,183	1,213			
					Powder Coat			841	870	885	901	916	932	951	966	987	1,013	1,045	1,077	1,108	1,138			
	Plastic Shell w/ Loose Upholstered Seat Pad				Four-Leg Counter Stool Non-Stacking, Armless	0.4	7																	
	VR	90	1	25	Chrome			954	983	999	1,013	1,030	1,044	1,063	1,079	1,100	1,126	1,158	1,189	1,220	1,251			
					Powder Coat			879	908	924	938	955	969	988	1,004	1,025	1,051	1,083	1,114	1,145	1,176			
	Plastic Shell w/ Uph. Interior Liner				Four-Leg Counter Stool Non-Stacking, Armless	0.8	11																	
	VR	90	1	30	Chrome			1,043	1,101	1,131	1,161	1,194	1,225	1,258	1,293	1,333	1,386	1,449	1,511	1,573	1,636			
					Powder Coat			968	1,026	1,056	1,086	1,119	1,150	1,183	1,218	1,258	1,311	1,374	1,436	1,498	1,561			
	Fully Upholstered				Four-Leg Counter Stool Non-Stacking, Armless	1.4	16																	
	VR	90	1	40	Chrome			1,131	1,232	1,286	1,340	1,396	1,449	1,511	1,570	1,640	1,732	1,842	1,952	2,060	2,169			
					Powder Coat			1,056	1,157	1,211	1,265	1,321	1,374	1,436	1,495	1,565	1,657	1,767	1,877	1,985	2,094			

**To Order Follow Steps 1-7**
**1. Series / Style / Arm**

**VR901**

**Four-Leg Counter Stool, Non-Stacking, Armless**

**2. Upholstery Choices**

**Upholstery Choices**

- 10 Plastic
- 20 Plastic with Upholstered Seat Pad
- 25 Plastic with Loose Upholstered Seat Pad
- 30 Plastic with Upholstered Interior Liner
- 40 Fully Upholstered

**3. Plastic Shell Choices**

**Shell Color**

- 01 Black Matte
- 02 Milk
- 03 Light Gray
- 06 Red
- 10 Navy
- 12 Dark Gray
- 15 Pale Yellow
- 16 Dusty Pink
- 17 Meadow Green
- 18 Soft Blue
- 19 Sand

**4. Frame Finish Choices**

**Standard Powder Paint**

BL Blue	NK Nickel
BM Black Matte	NV Navy
BR Brass	OR Orange
BT Black Twilight	PY Pale Yellow
CP Champagne	RD Red
DB Dark Bronze	RO Red Orange
DG Dark Gray	RR Rusty Red
DP Dusty Pink	SB Soft Blue
FG Forest Green	SD Sand
LG Light Gray	TC Terracotta
MG Meadow Green	TP Taupe
MK Milk	TS Textured Slate
MS Metallic Silver	YL Yellow

**CH Bright Chrome**

**5. Glide Choices**

**Glides**

- PG Plastic Glides
- FG Plastic Glides with Felt Pads

**6. Other Options**

**CT**

**Contrasting Thread**

**7. Cover**

Refer to Stylex swatch cards and separately published in-graded fabric program to determine grades.

See general information section in the main price list for CAL 133 information.

Certain fabrics may not be used on models that are fully upholstered or have upholstered interior liners. Seeking pre-approval by contacting Customer Service in advance is a great way to expedite the order process.