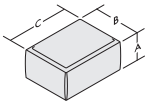
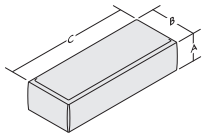
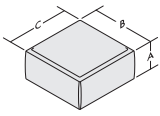
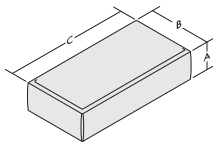
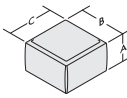
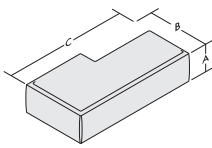
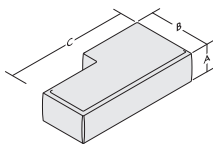


stylex

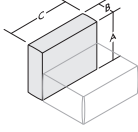
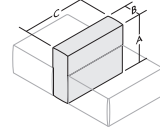
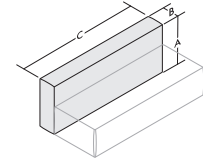
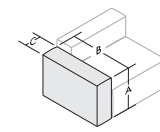
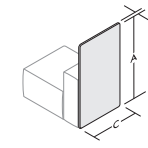
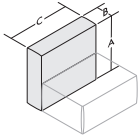
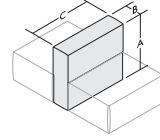
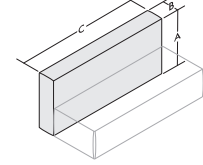
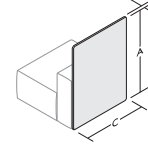
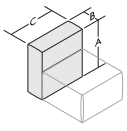
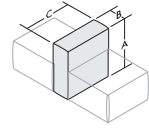
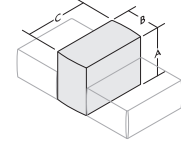
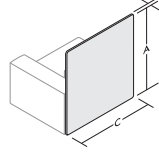
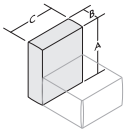
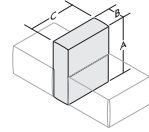
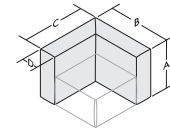
Yoom Boxed

PRICE LIST

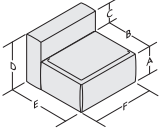
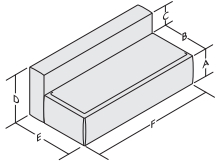
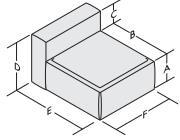
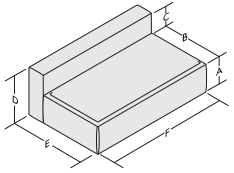
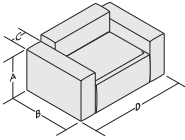
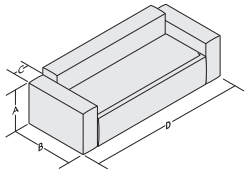
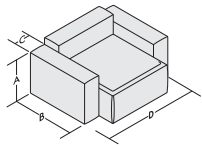
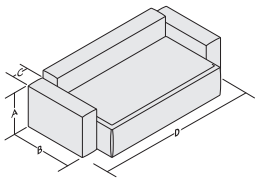
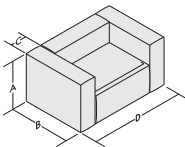
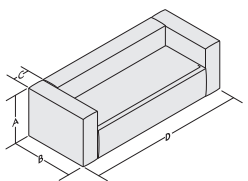
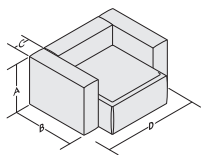
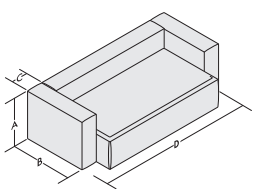
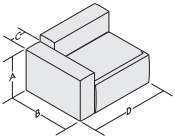
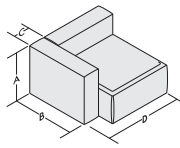
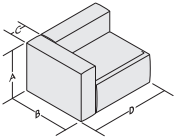
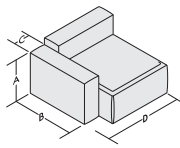
Effective November 1, 2022

Seat	Single	Double			General Information
Dimensions/ Overview A. Height B. Depth C. Width	Seat A. 15" B. 25" C. 34" 	Double Seat A. 15" B. 25" C. 68" 			Design Stylex/Anthony Land Construction Internal frames are built from 5/8" PS 1-09 certified plywood. All surfaces are covered with foam of varying thicknesses and densities, depending on the particular unit. Chairs incorporate Dymetrol webbing in the seat for added comfort. Ganging All individual units may be connected to one another with the use of a forked latch system.
Full Seat A. Height B. Depth C. Width	Single Full Seat A. 15" B. 34" C. 34" 	Double Full Seat A. 15" B. 34" C. 68" 			Glides Yoom Boxed is available with 3 glide options: plastic, rubber, and felt. Casters Yoom single seats and chairs (without arms) are available with 2 caster options: hard and soft. Power Optional power receptacle offers three exposed power ports: 2 USB 2.1A ports and a standard, grounded 3-prong electrical outlet. Testing Manufactured to comply with ANSI/ BIFMA X5.4 Lounge Seating Tests. Environment Greenguard Certified.
Narrow Seat A. Height B. Depth C. Width	Narrow Seat A. 15" B. 25" C. 25" 				
Chaise	Right	Left			
Dimensions/ Overview A. Height B. Depth C. Width	Chaise Right A. 15" B. 34" C. 68" 	Chaise Left A. 15" B. 34" C. 68" 			

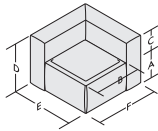
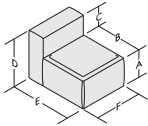
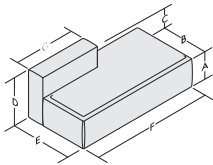
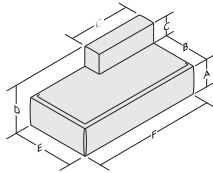
Please note that there is 1" of clearance between the floor and all Yoom components.

Dimensions / Overview	Single Back	Single Thin	Double Back	Arm	Screens	General Information
A. Height B. Depth C. Width	Single Back A. 26" B. 9" C. 34" 	Single Thin Back to Back A. 26" B. 9" C. 34" 	Double Back A. 26" B. 9" C. 68" 	Single Low Arm A. 22" B. 34" C. 9" 	25" Privacy Screen A. 45" B. 1.5" C. 25" 	Design Stylex/Anthony Land Construction Internal frames are built from 5/8" PS 1-09 certified plywood. All surfaces are covered with foam of varying thicknesses and densities, depending on the particular unit. Chairs incorporate Dymetrol webbing in the seat for added comfort. Ganging All individual units may be connected to one another with the use of a forked latch system.
A. Height B. Depth C. Width	Single High Back A. 30" B. 9" C. 34" 	Single High Thin Back to Back A. 30" B. 9" C. 34" 	Double High Back A. 30" B. 9" C. 68" 		34" Privacy Screen A. 45" B. 1.5" C. 34" 	Glides Yoom Boxed is available with 3 glide options: plastic, rubber, and felt. Casters Yoom single seats and chairs (without arms) are available with 2 caster options: hard and soft. Power Optional power receptacle offers three exposed power ports: 2 USB 2.1A ports and a standard, grounded 3-prong electrical outlet. Testing Manufactured to comply with ANSI/ BIFMA X5.4 Lounge Seating Tests.
A. Height B. Depth C. Width	Single Narrow Back A. 26" B. 9" C. 25" 	Single Narrow Thin Back to Back A. 26" B. 9" C. 25" 	Back to Back A. 26" B. 18" C. 34" 		43" Privacy Screen A. 45" B. 1.5" C. 43" 	Environment Greenguard Certified.
A. Height B. Depth C. Width D. Depth of back	Single Narrow High Back A. 30" B. 9" C. 25" 	Single Narrow High Thin Back to Back A. 30" B. 9" C. 25" 	Corner Back A. 26" B. 34" C. 34" D. 9" 			

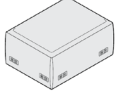




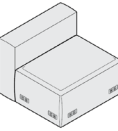




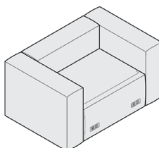




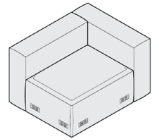




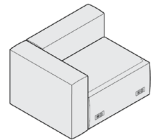




Please note that there is 1" of clearance between the floor and all Yoom components.

Dimensions / Overview	Single Chair	Double Chair	Single Full Chair	Double Full Chair	General Information
Armless Chair A. Seat Height B. Seat Depth C. Seat Width D. Overall Height E. Overall Depth F. Overall Width	Single Chair Armless A. 15" B. 25" C. 11" D. 26" E. 34" F. 34" 	Double Chair Armless A. 15" B. 25" C. 11" D. 26" E. 34" F. 68" 	Single Full Chair Armless A. 15" B. 34" C. 11" D. 26" E. 43" F. 34" 	Double Full Chair Armless A. 15" B. 34" C. 11" D. 26" E. 43" F. 68" 	Design Stylex/Anthony Land Construction Internal frames are built from 5/8" PS 1-09 certified plywood. All surfaces are covered with foam of varying thicknesses and densities, depending on the particular unit. Chairs incorporate Dymetrol webbing in the seat for added comfort. Ganging All individual units may be connected to one another with the use of a forked latch system. Glides Yoom Boxed is available with 3 glide options: plastic, rubber, and felt. Casters Yoom single seats and chairs (without arms) are available with 2 caster options: hard and soft. Power Optional power receptacle offers three exposed power ports: 2 USB 2.1A ports and a standard, grounded 3-prong electrical outlet. Testing Manufactured to comply with ANSI/ BIFMA X5.4 Lounge Seating Tests. Environment Greenguard Certified.
Arm Low A. Seat Height B. Seat Depth C. Seat Width D. Overall Width Arms	Single Chair Low Arms A. 22" B. 34" C. 9" D. 52" 	Double Chair Low Arms A. 22" B. 34" C. 9" D. 86" 	Single Full Chair Low Arms A. 22" B. 34" C. 9" D. 52" 	Double Full Chair Low Arms A. 22" B. 34" C. 9" D. 86" 	
Arm High A. Arm Height B. Arm Depth C. Arm Width D. Overall Width Arms	Single Chair High Arms A. 26" B. 34" C. 9" D. 52" 	Double Chair High Arms A. 26" B. 34" C. 9" D. 86" 	Single Full Chair High Arms A. 15" B. 34" C. 11" D. 52" 	Double Full Chair High Arms A. 26" B. 34" C. 9" D. 86" 	
Arm Low Right or Left A. Arm Height B. Arm Depth C. Arm Width D. Overall Width with Arm	Single Chair with Right Low Arm A. 22" B. 34" C. 9" D. 43" 		Single Full Chair with Right Low Arm A. 22" B. 34" C. 9" D. 43" 		
Arm High Right or Left A. Arm Height B. Arm Depth C. Arm Width D. Overall Width with Arms	Single Chair with Right High Arm A. 26" B. 34" C. 9" D. 43" 		Single Full Chair with Right High Arm A. 26" B. 34" C. 9" D. 43" 		

Please note that there is 1" of clearance between the floor and all Yoom components.

Dimensions / Overview	Corner Chair	Single Narrow Chair	Chaise Left	Chaise Right	General Information
<div>Chair</div> <div>A. Seat Height</div> <div>B. Seat Depth</div> <div>C. Seat Width</div> <div>D. Overall Height</div> <div>E. Overall Depth</div> <div>F. Overall Width</div> <div>G. Back Width</div>	<div>Corner Chair</div> <div>A. 15"</div> <div>B. 25"</div> <div>C. 11"</div> <div>D. 26"</div> <div>E. 34"</div> <div>F. 34"</div> <div></div>	<div>Single Narrow Chair</div> <div>A. 15"</div> <div>B. 25"</div> <div>C. 11"</div> <div>D. 26"</div> <div>E. 34"</div> <div>F. 25"</div> <div></div>	<div>Chaise Left</div> <div>A. 15"</div> <div>B. 25"</div> <div>C. 11"</div> <div>D. 26"</div> <div>E. 34"</div> <div>F. 68"</div> <div>G. 34"</div> <div></div>	<div>Chaise Right</div> <div>A. 15"</div> <div>B. 25"</div> <div>C. 11"</div> <div>D. 26"</div> <div>E. 34"</div> <div>F. 68"</div> <div>G. 34"</div> <div></div>	<div>Design</div> <div>Stylex/Anthony Land</div> <div>Construction</div> <div>Internal frames are built from 5/8" PS 1-09 certified plywood. All surfaces are covered with foam of varying thicknesses and densities, depending on the particular unit. Chairs incorporate Dymetrol webbing in the seat for added comfort.</div> <div>Ganging</div> <div>All individual units may be connected to one another with the use of a forked latch system.</div> <div>Glides</div> <div>Yoom Boxed is available with 3 glide options: plastic, rubber, and felt.</div> <div>Casters</div> <div>Yoom single seats and chairs (without arms) are available with 2 caster options: hard and soft.</div> <div>Power</div> <div>Optional power receptacle offers three exposed power ports: 2 USB 2.1A ports and a standard, grounded 3-prong electrical outlet.</div> <div>Testing</div> <div>Manufactured to comply with ANSI/ BIFMA X5.4 Lounge Seating Tests.</div> <div>Environment</div> <div>Greenguard Certified.</div>

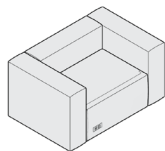
Please note that there is 1" of clearance between the floor and all Yoom components.

Dimensions / Overview	Single Chair	Double Chair	Single Full Chair	Double Full Chair	General Information
Single Seat 	Position 5 C15/C25 	Position 4 C14/C24 	Position 3 C13/C23 	Position 2 C12/C22 	Design In-Seat Power Ports With 10' Or 20' Cord Power Port Cord Length and Harness End C1X has a 10' power cord w/ NEMA 5-15P C2X has a 20' Power cord w/ NEMA 5-15P W1X 12' BX whip (for hardwiring) W1X 24' BX whip (for hardwiring) Power Port Location The power port location is determined by its last digit. Examples: • A C14 power port has a 10' power cord and is located on the right side of a chair, as determined from a seated position, or the right forward position of a bench. • A C21 power port has a 20' power cord and is located on the left side of a chair, as determined from a seated position, or the left forward position of a bench. Multiple power ports may be ordered per unit. The pricing shown is for each power port ordered. In-Seat Power Port Finish Select power port finish from one of the standard Stylex powder paints. Power In Chairs And Benches Power receptacle offers three exposed power ports: 2 USB 2.1A ports and a standard, grounded 3-prong electrical outlet.
Single Chair 	Position 5 C15/C25 	Position 4 C14/C24 	Position 3 C13/C23 	Position 2 C12/C22 	
Chair w/ Arms 	No Ports 	Position 3 C13/C23 	Position 2 C12/C22 	No Ports 	
Single Chair w/ Left Arm 	Position 5 C15/C25 	Position 4 C14/C24 	Position 3 C13/C23 	Position 2 C12/C22 	
Single Seat w/ Right Arm 	No Ports 	Position 3 C13/C23 	Position 2 C12/C22 	Position 1 C11/C21 	

Power Port Ordering: To Order Follow Steps 1-4

Example: C2 3 BM

Option Black Matte Finish
Option Power Port Position(s)
Option 20" Cord Length

**1. Length and Harness End**

C1X 10' cord length w/ NEMA 5-15P
C2X 10' cord length w/ NEMA 5-15P
W1X 12' BX whip (for hardwiring)
W1X 24' BX whip (for hardwiring)

2. Position

Position 1 thru 8

*See above
for power
port location
restrictions.

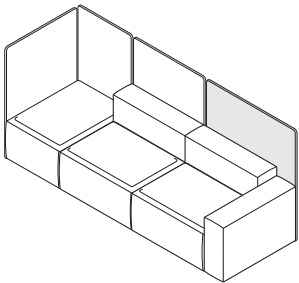
3. Option Power Port Finish

BL Blue	FG Forest Green	RD Red
BM Black Matte	LG Light Gray	RO Red Orange
BR Brass	MG Meadow Green	RR Rusty Red
BT Black Twilight	MK Milk	SB Soft Blue
CP Champagne	MS Metallic Silver	SD Sand
DB Dark Bronze	NK Nickel	TC Terracotta
DG Dark Gray	NV Navy	TP Taupe
DP Dusty Pink	OR Orange	TS Textured Slate
	PY Pale Yellow	YL Yellow

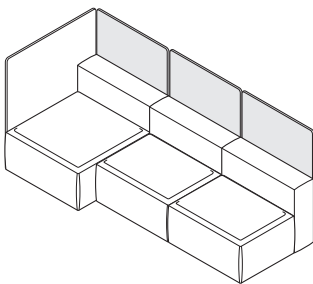
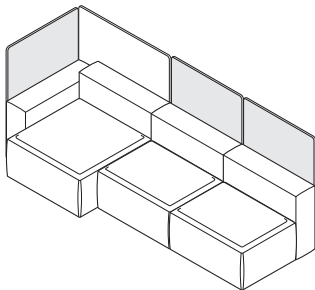
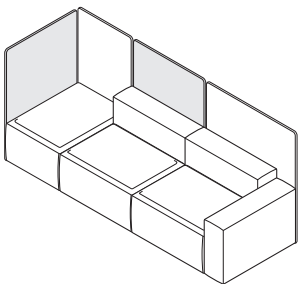
General Information

Privacy Screens
Yoom Privacy Screens are field installed and can be installed on seats, backs and arms. They can be used to provide privacy and definition to the space or can be directly used as a back with throw pillows in lieu of the traditional Yoom Backs or Back to Backs. Three different privacy screen widths have been created to keep pace with the specifiers creativity.

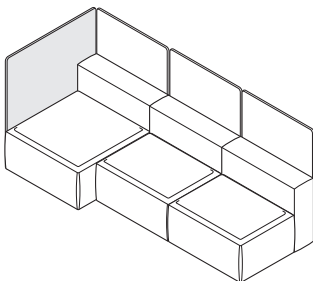
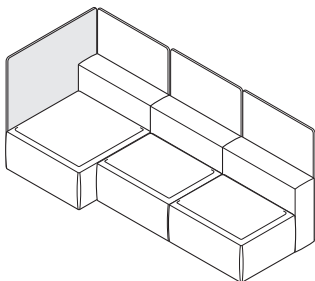
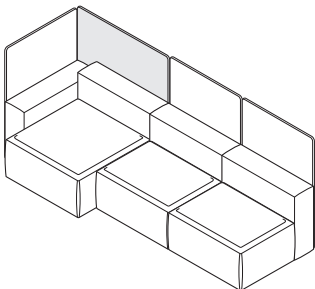
YM061 - Privacy Screen (25")

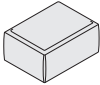
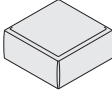



YM062 - Privacy Screens (34")



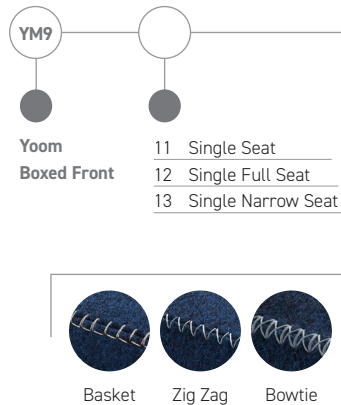
YM063 - Privacy Screens (43")



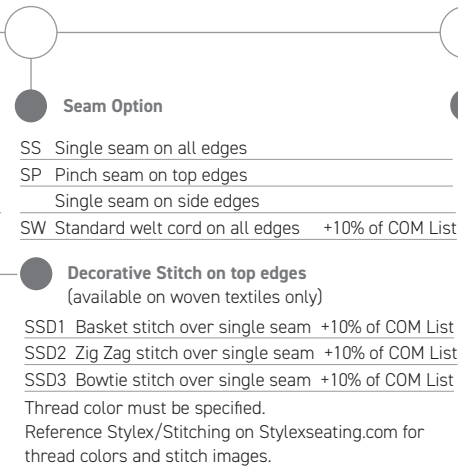
						C.O.M. Fabric Upholstery Grades													
	Series	Style	Type	Dimensions	Ydg.	C.O.M	A	B	C	D	E	F	G	H	I	J	K	L	M
Single Seat Boxed Front 	YM	9	11	15"H x 25"D x 34"W	2.5	1,499	1,687	1,788	1,888	1,988	2,091	2,201	2,314	2,445	2,617	2,820	3,022	3,224	3,428
Single Full Seat Boxed Front 	YM	9	12	15"H x 34"D x 34"L	3.3	1,785	2,029	2,162	2,291	2,424	2,555	2,701	2,848	3,019	3,242	3,507	3,772	4,035	4,299
Single Narrow Seat Boxed Front 	YM	9	13	15"H x 25"D x 25"L	1.7	1,214	1,338	1,403	1,468	1,535	1,601	1,673	1,745	1,831	1,943	2,075	2,209	2,339	2,471

To Order Follow Steps 1-7

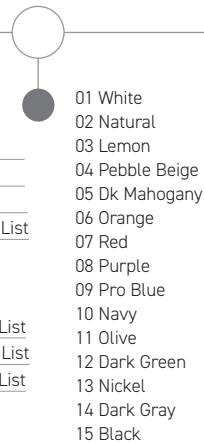
1. Series/Style 2. Type



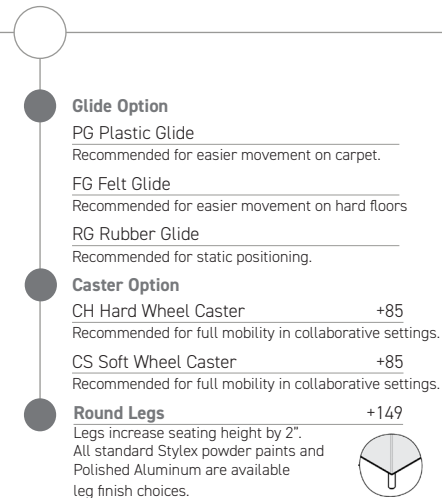
3. Seam Options



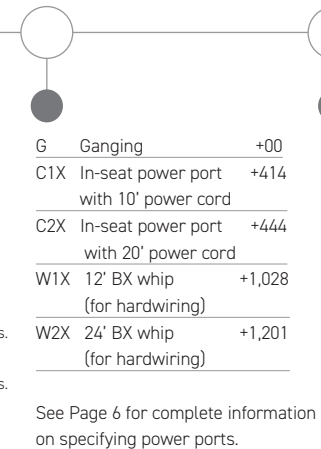
4. Decorative Stitch Colors



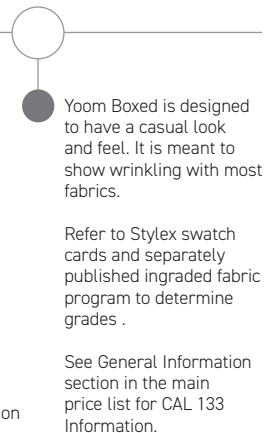
5. Glides/Casters/Legs

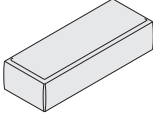
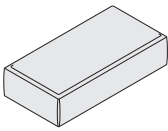
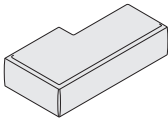
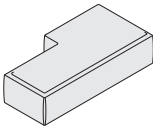


6. Options



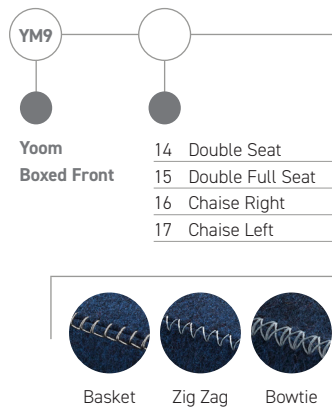
7. Textile



						C.O.M. Fabric Upholstery Grades													
	Series	Style	Type	Dimensions	Ydg.	C.O.M	A	B	C	D	E	F	G	H	I	J	K	L	M
Double Seat Boxed Front 	YM	9	14	15"H x 25"D x 68"W	4.4	2,498	2,824	3,001	3,173	3,350	3,527	3,721	3,916	4,144	4,442	4,796	5,148	5,497	5,854
Double Full Seat Boxed Front 	YM	9	15	15"H x 34"D x 68"L	5.5	3,069	3,478	3,698	3,913	4,135	4,357	4,599	4,842	5,128	5,497	5,941	6,384	6,818	7,262
Chaise Right Boxed Front 	YM	9	16	15"H x 34"/25"D x 68"L	5.2	3,069	3,453	3,661	3,862	4,071	4,279	4,506	4,736	5,004	5,354	5,768	6,185	6,593	7,010
Chaise Left Boxed Front 	YM	9	17	15"H x 34"/25"D x 68"L	5.2	3,069	3,453	3,661	3,862	4,071	4,279	4,506	4,736	5,004	5,354	5,768	6,185	6,593	7,010

To Order Follow Steps 1-7

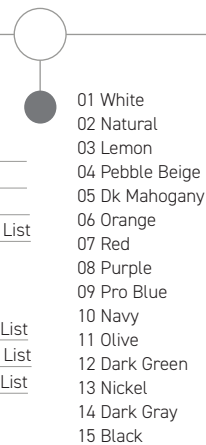
1. Series/Style 2. Type



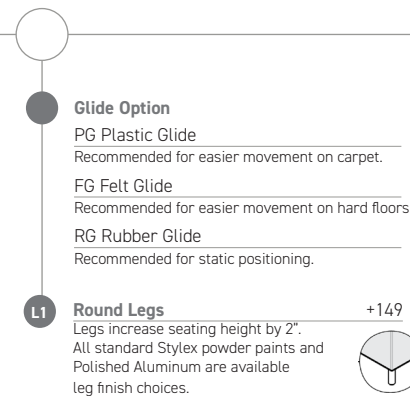
3. Seam Options



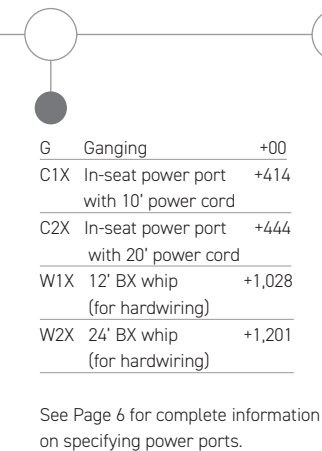
4. Decorative Stitch Colors



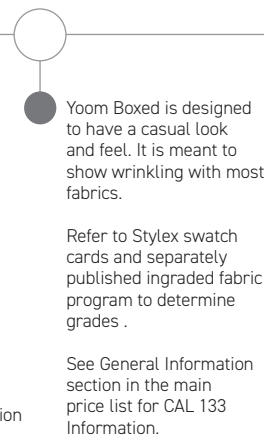
5. Glides/Casters/Legs

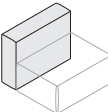
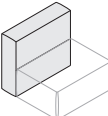
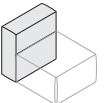
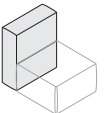


6. Options

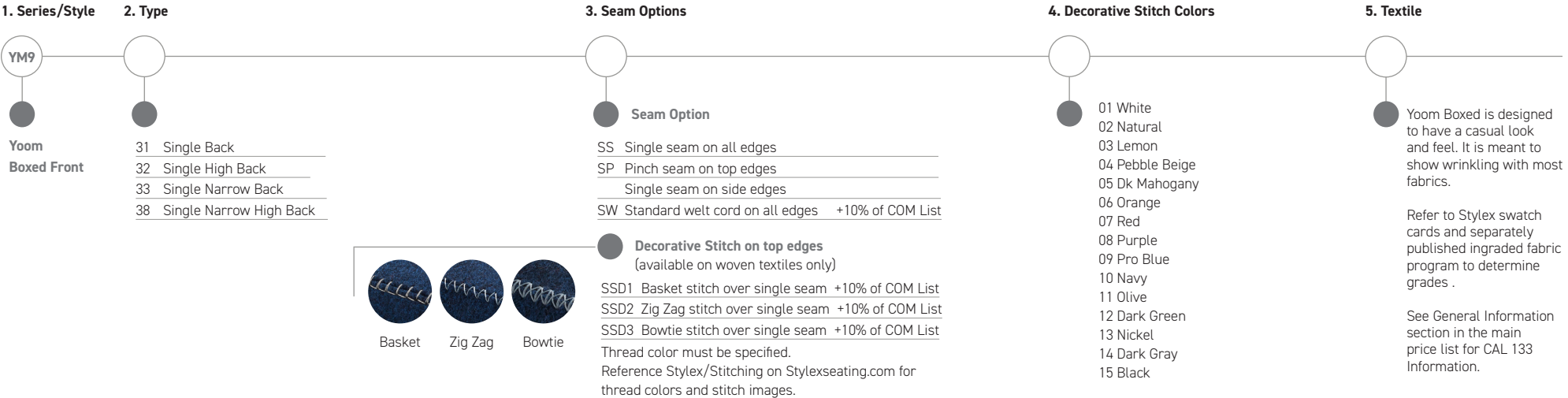


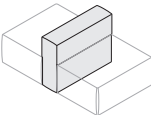
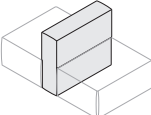
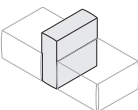
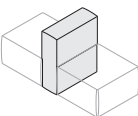
7. Textile



						C.O.M. Fabric Upholstery Grades														
	Series	Style	Type	Dimensions	Ydg.	C.O.M	A	B	C	D	E	F	G	H	I	J	K	L	M	
Single Back Boxed Front 	YM	9	31	26"H x 9"D x 34"W	2.2	856	1,020	1,107	1,194	1,282	1,371	1,469	1,566	1,678	1,827	2,004	2,182	2,355	2,534	
Single High Back Boxed Front 	YM	9	32	30"H x 9"D x 34"W	2.5	928	1,106	1,206	1,299	1,396	1,495	1,602	1,710	1,834	1,997	2,190	2,387	2,577	2,771	
Single Narrow Back Boxed Front 	YM	9	33	26"H x 9"D x 25"W	1.7	786	906	974	1,038	1,104	1,172	1,244	1,318	1,403	1,515	1,647	1,780	1,912	2,043	
Single Narrow High Back Boxed Front 	YM	9	38	30"H x 9"D x 25"W	1.9	928	1,057	1,129	1,198	1,269	1,340	1,417	1,496	1,588	1,705	1,848	1,988	2,128	2,269	

To Order Follow Steps 1-5



						C.O.M. Fabric Upholstery Grades														
	Series	Style	Type	Dimensions	Ydg.	C.O.M	A	B	C	D	E	F	G	H	I	J	K	L	M	
Single Thin Back to Back Boxed Front 	YM	9	39	26"H x 9"D x 34"W	2.1	999	1,153	1,239	1,320	1,404	1,488	1,580	1,673	1,781	1,922	2,091	2,258	2,424	2,593	
Single High Thin Back to Back Boxed Front 	YM	9	40	30"H x 9"D x 34"W	2.2	1,143	1,305	1,393	1,480	1,568	1,656	1,754	1,851	1,965	2,114	2,291	2,468	2,642	2,819	
Single Narrow Thin Back to Back Boxed Front 	YM	9	41	26"H x 9"D x 25"W	1.6	999	1,115	1,175	1,236	1,297	1,361	1,428	1,496	1,575	1,678	1,804	1,927	2,050	2,174	
Single Narrow High Thin Back to Back Boxed Front 	YM	9	42	30"H x 9"D x 25"W	1.8	1,143	1,256	1,319	1,378	1,440	1,501	1,570	1,638	1,718	1,822	1,946	2,070	2,192	2,317	

To Order Follow Steps 1-5

1. Series/Style

YM9

Yoom
Boxed Front

2. Type

39 Single Thin Back to Back
40 Single High Thin Back to Back
41 Single Narrow Thin Back to Back
42 Single Narrow High Thin Back to Back

3. Seam Options

Seam Option

SS Single seam on all edges
SP Pinch seam on top edges
Single seam on side edges
SW Standard welt cord on all edges +10% of COM List

Decorative Stitch on top edges
(available on woven textiles only)

SSD1 Basket stitch over single seam +10% of COM List
SSD2 Zig Zag stitch over single seam +10% of COM List
SSD3 Bowtie stitch over single seam +10% of COM List
Thread color must be specified.
Reference Stylex/Stitching on Stylexseating.com for thread colors and stitch images.

4. Decorative Stitch Colors

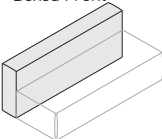
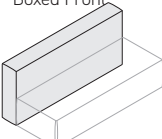
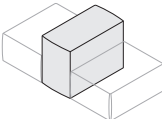
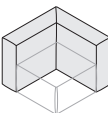
01 White
02 Natural
03 Lemon
04 Pebble Beige
05 Dk Mahogany
06 Orange
07 Red
08 Purple
09 Pro Blue
10 Navy
11 Olive
12 Dark Green
13 Nickel
14 Dark Gray
15 Black

5. Textile

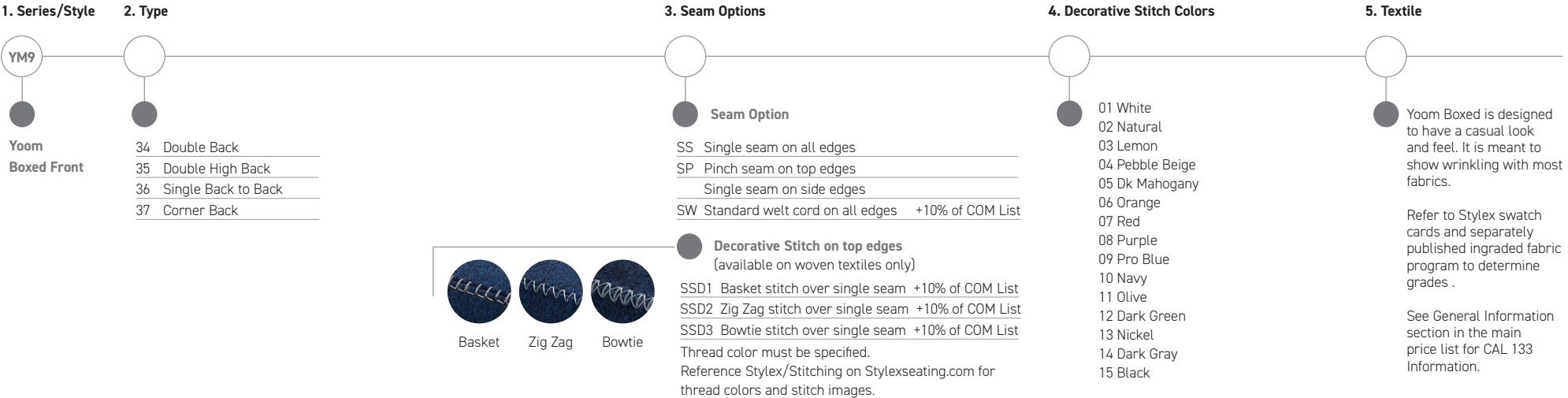
Yoom Boxed is designed to have a casual look and feel. It is meant to show wrinkling with most fabrics.

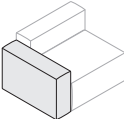
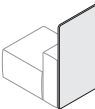
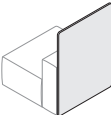
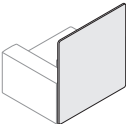
Refer to Stylex swatch cards and separately published ingraded fabric program to determine grades .

See General Information section in the main price list for CAL 133 Information.

						C.O.M. Fabric Upholstery Grades														
	Series	Style	Type	Dimensions	Ydg.	C.O.M	A	B	C	D	E	F	G	H	I	J	K	L	M	
<div>Double Back Boxed Front</div> 	YM	9	34	26"H x 9"D x 68"W	4.4	1,570	1,896	2,074	2,245	2,422	2,600	2,793	2,988	3,216	3,513	3,869	4,221	4,569	4,923	
<div>Double High Back Boxed Front</div> 	YM	9	35	30"H x 9"D x 68"W	4.8	1,785	2,136	2,324	2,510	2,700	2,890	3,100	3,307	3,552	3,873	4,254	4,634	5,010	5,390	
<div>Single Back to Back Boxed Front</div> 	YM	9	36	26"H x 18"D x 34"W	3.3	1,143	1,388	1,520	1,648	1,781	1,914	2,058	2,205	2,376	2,600	2,864	3,129	3,392	3,658	
<div>Corner Back Boxed Front</div> 	YM	9	37	26"H x 34"D x 34"W	3.5	1,285	1,545	1,689	1,825	1,967	2,109	2,265	2,420	2,602	2,839	3,122	3,407	3,684	3,967	

To Order Follow Steps 1-5



						C.O.M. Fabric Upholstery Grades														
	Series	Style	Type	Dimensions	Ydg.	C.O.M	A	B	C	D	E	F	G	H	I	J	K	L	M	
Single Low Arm Boxed Front 	YM	9	51	22"H x 9"D x 34"W	1.9	714	853	928	1,000	1,076	1,150	1,233	1,318	1,414	1,540	1,690	1,841	1,988	2,139	
25" Privacy Screen 	YM	0	61	45"H x 1.5"D x 25"W	2.2	999	1,163	1,251	1,338	1,426	1,515	1,611	1,710	1,822	1,970	2,147	2,324	2,498	2,675	
34" Privacy Screen 	YM	0	62	45"H x 1.5"D x 34"W	3.0	1,285	1,504	1,625	1,741	1,860	1,980	2,111	2,242	2,397	2,596	2,836	3,075	3,310	3,549	
43" Privacy Screen 	YM	0	63	45"H x 1.5"D x 43"W	3.0	1,570	1,848	1,998	2,143	2,294	2,445	2,610	2,776	2,970	3,221	3,523	3,824	4,120	4,420	

To Order Follow Steps 1-5

1. Series/Style

YM

Yoom
Boxed Front

2. Type

951 Single Low Arm
061 25" Privacy Screen
062 34" Privacy Screen
063 43" Privacy Screen

3. Seam Options

Seam Option

SS Single seam on all edges
SP Pinch seam on top edges
Single seam on side edges
SW Standard welt cord on all edges +10% of COM List

Decorative Stitch on top edges
(available on woven textiles only)

SSD1 Basket stitch over single seam +10% of COM List
SSD2 Zig Zag stitch over single seam +10% of COM List
SSD3 Bowtie stitch over single seam +10% of COM List
Thread color must be specified.
Reference Stylex/Stitching on Stylexseating.com for thread colors and stitch images.

4. Decorative Stitch Colors

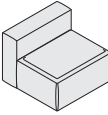
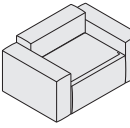
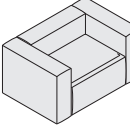
01 White
02 Natural
03 Lemon
04 Pebble Beige
05 Dk Mahogany
06 Orange
07 Red
08 Purple
09 Pro Blue
10 Navy
11 Olive
12 Dark Green
13 Nickel
14 Dark Gray
15 Black

5. Textile

Yoom Boxed is designed to have a casual look and feel. It is meant to show wrinkling with most fabrics.

Refer to Stylex swatch cards and separately published ingraded fabric program to determine grades .

See General Information section in the main price list for CAL 133 Information.

						C.O.M. Fabric Upholstery Grades														
	Series	Style	Type	Dimensions	Ydg.	C.O.M	A	B	C	D	E	F	G	H	I	J	K	L	M	
Single Chair Armless Boxed Front	YM	9	113100	26"H x 34"D x 34"W	4.5	2,355	2,707	2,895	3,082	3,270	3,462	3,670	3,880	4,123	4,444	4,824	5,204	5,579	5,962	
																				
Single Chair with Low Arms Boxed Front	YM	9	113151P	26"H x 34"D x 52"W	8.3	3,783	4,413	4,751	5,082	5,422	5,762	6,136	6,516	6,951	7,524	8,204	8,886	9,555	10,240	
																				
Single Chair with High Arms Boxed Front	YM	9	113131P	26"H x 34"D x 52"W	8.8	4,067	4,747	5,109	5,470	5,834	6,204	6,608	7,012	7,479	8,098	8,832	9,568	10,289	11,030	
																				

To Order Follow Steps 1-5

1. Series/Style 2. Type

YM9

Yoom
Boxed Front

113100 Single Chair Armless

113151P Single Chair with Low Arms

113131P Single Chair with High Arms

3. Seam Options

Seam Option

SS Single seam on all edges

SP Pinch seam on top edges

Single seam on side edges

SW Standard welt cord on all edges +10% of COM List

Decorative Stitch on top edges
(available on woven textiles only)

SSD1 Basket stitch over single seam +10% of COM List

SSD2 Zig Zag stitch over single seam +10% of COM List

SSD3 Bowtie stitch over single seam +10% of COM List

Thread color must be specified.

Reference Stylex/Stitching on Stylexseating.com for thread colors and stitch images.



4. Decorative Stitch Colors 5. Glides/Casters/Legs

01 White
02 Natural
03 Lemon
04 Pebble Beige
05 Dk Mahogany
06 Orange
07 Red
08 Purple
09 Pro Blue
10 Navy
11 Olive
12 Dark Green
13 Nickel
14 Dark Gray
15 Black

Glide Option

PG Plastic Glide
Recommended for easier movement on carpet.

FG Felt Glide
Recommended for easier movement on hard floors

RG Rubber Glide
Recommended for static positioning.

Caster Option

CH Hard Wheel Caster +85
Recommended for full mobility in collaborative settings.

CS Soft Wheel Caster +85
Recommended for full mobility in collaborative settings.

L1 Round Legs +149
Legs increase seating height by 2".
All standard Stylex powder paints and Polished Aluminum are available leg finish choices.

6. Options

G Ganging +00

C1X In-seat power port +414
with 10' power cord

C2X In-seat power port +444
with 20' power cord

W1X 12' BX whip +1,028
(for hardwiring)

W2X 24' BX whip +1,201
(for hardwiring)

See Page 6 for complete information on specifying power ports.

7. Textile

Yoom Boxed is designed to have a casual look and feel. It is meant to show wrinkling with most fabrics.

Refer to Stylex swatch cards and separately published ingraded fabric program to determine grades .

See General Information section in the main price list for CAL 133 Information.

						C.O.M. Fabric Upholstery Grades													
	Series	Style	Type	Dimensions	Ydg.	C.O.M	A	B	C	D	E	F	G	H	I	J	K	L	M
Single Full Chair Armless Boxed Front	YM	9	123100	26"H x 43"D x 34"W	5.5	2,641	3,049	3,269	3,485	3,706	3,926	4,170	4,414	4,697	5,069	5,511	5,954	6,390	6,833
Single Full Chair with Low Arms Boxed Front	YM	9	123151P	26"H x 43"D x 52"W	9.2	4,069	4,755	5,125	5,485	5,858	6,226	6,636	7,050	7,525	8,149	8,891	9,636	10,366	11,111
Single Full Chair with High Arms Boxed Front	YM	9	123131P	26"H x 43"D x 52"W	9.7	4,353	5,089	5,483	5,873	6,270	6,668	7,108	7,546	8,053	8,723	9,519	10,318	11,100	11,901

To Order Follow Steps 1-5

1. Series/Style 2. Type

YM9

Yoom
Boxed Front

113100 Single Full Chair Armless

113151P Single Full Chair
with Low Arms

113131P Single Full Chair
with High Arms

3. Seam Options

Seam Option

SS Single seam on all edges

SP Pinch seam on top edges
Single seam on side edges

SW Standard welt cord on all edges +10% of COM List


Decorative Stitch on top edges
(available on woven textiles only)

SSD1 Basket stitch over single seam +10% of COM List

SSD2 Zig Zag stitch over single seam +10% of COM List

SSD3 Bowtie stitch over single seam +10% of COM List

Thread color must be specified.
Reference Stylex/Stitching on Stylexseating.com for
thread colors and stitch images.



4. Decorative Stitch Colors 5. Glides/Casters/Legs

01 White
02 Natural
03 Lemon
04 Pebble Beige
05 Dk Mahogany
06 Orange
07 Red
08 Purple
09 Pro Blue
10 Navy
11 Olive
12 Dark Green
13 Nickel
14 Dark Gray
15 Black

Glide Option

PG Plastic Glide
Recommended for easier movement on carpet.

FG Felt Glide
Recommended for easier movement on hard floors

RG Rubber Glide
Recommended for static positioning.

L1

Round Legs

Legs increase seating height by 2".
All standard Stylex powder paints and
Polished Aluminum are available
leg finish choices.

+149

6. Options

G Ganging +00

C1X In-seat power port
with 10' power cord +414

C2X In-seat power port
with 20' power cord +444

W1X 12' BX whip +1,028
(for hardwiring)

W2X 24' BX whip +1,201
(for hardwiring)

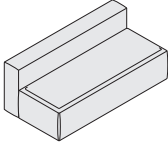
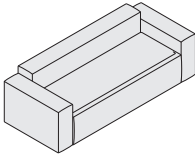
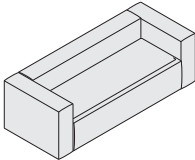
See Page 6 for complete
information
on specifying power ports.

7. Textile

Yoom Boxed is
designed
to have a casual
look and feel. It
is meant to show
wrinkling with most
fabrics.

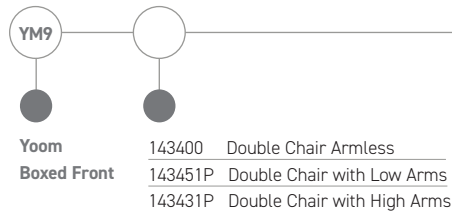
Refer to Stylex
swatch cards
and separately
published ingraded
fabric program to
determine grades .

See General
Information section
in the main price
list for CAL 133
Information.

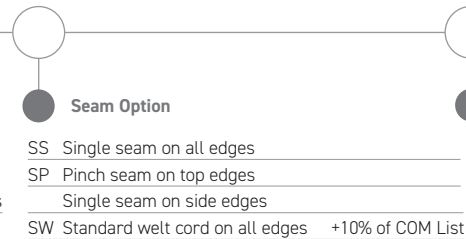
						C.O.M. Fabric Upholstery Grades													
	Series	Style	Type	Dimensions	Ydg.	C.O.M	A	B	C	D	E	F	G	H	I	J	K	L	M
Double Chair Armless Boxed Front 	YM	9	143400	26"H x 34"D x 68"W	8.6	4,068	4,720	5,075	5,418	5,772	6,127	6,514	6,904	7,360	7,955	8,665	9,369	10,066	10,777
Double Chair with Low Arms Boxed Front 	YM	9	143451P	26"H x 34"D x 86"W	12.2	5,496	6,426	6,931	7,418	7,924	8,427	8,980	9,540	10,188	11,035	12,045	13,051	14,042	15,055
Double Chair with High Arms Boxed Front 	YM	9	143431P	26"H x 34"D x 86"W	12.8	5,780	6,760	7,289	7,806	8,336	8,869	9,452	10,036	10,716	11,609	12,673	13,733	14,776	15,845

To Order Follow Steps 1-5

1. Series/Style 2. Type



3. Seam Options



Decorative Stitch on top edges
(available on woven textiles only)



SSD1 Basket stitch over single seam +10% of COM List

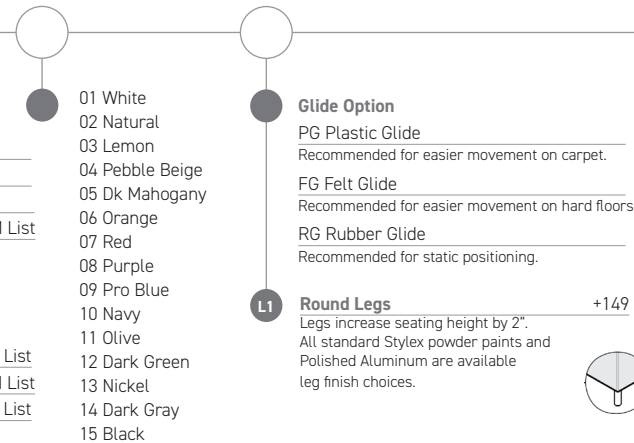
SSD2 Zig Zag stitch over single seam +10% of COM List

SSD3 Bowtie stitch over single seam +10% of COM List

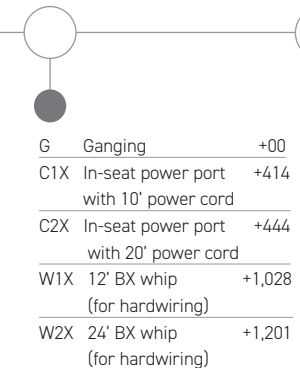
Thread color must be specified.

Reference Stylex/Stitching on Stylexseating.com for thread colors and stitch images.

4. Decorative Stitch Colors 5. Glides/Casters/Legs

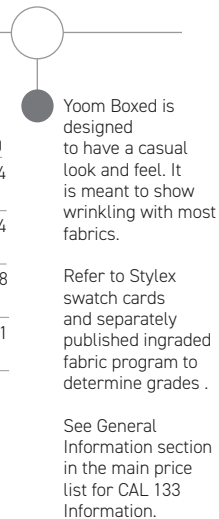


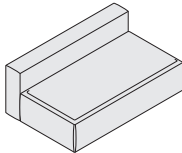
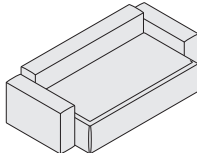
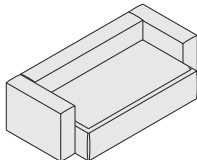
6. Options



See Page 6 for complete information on specifying power ports.

7. Textile



						C.O.M. Fabric Upholstery Grades														
	Series	Style	Type	Dimensions	Ydg.	C.O.M	A	B	C	D	E	F	G	H	I	J	K	L	M	
Double Full Chair Armless Boxed Front 	YM	9	153400	26"H x 43"D x 68"W	8.6	4,639	5,374	5,772	6,158	6,557	6,957	7,392	7,830	8,344	9,010	9,810	10,605	11,387	12,185	
Double Full Chair with Low Arms Boxed Front 	YM	9	153451P	26"H x 43"D x 86"W	12.4	6,067	7,080	7,628	8,158	8,709	9,257	9,858	10,466	11,172	12,090	13,190	14,287	15,363	16,463	
Double Full Chair with High Arms Boxed Front 	YM	9	153431P	26"H x 43"D x 86"W	12.9	6,351	7,414	7,986	8,546	9,121	9,699	10,330	10,962	11,700	12,664	13,818	14,969	16,097	17,253	

To Order Follow Steps 1-5

1. Series/Style 2. Type

YM9

Yoom
Boxed Front

153400	Double Full Chair Armless
153451P	Double Full Chair with Low Arms
153431P	Double Full Chair with High Arms

3. Seam Options

Seam Option

SS	Single seam on all edges	
SP	Pinch seam on top edges	
	Single seam on side edges	
SW	Standard welt cord on all edges	+10% of COM List

Decorative Stitch on top edges
(available on woven textiles only)

SSD1	Basket stitch over single seam	+10% of COM List
SSD2	Zig Zag stitch over single seam	+10% of COM List
SSD3	Bowtie stitch over single seam	+10% of COM List

Thread color must be specified.
Reference Stylex/Stitching on Stylexseating.com for thread colors and stitch images.



4. Decorative Stitch Colors 5. Glides/Casters/Legs

01 White
02 Natural
03 Lemon
04 Pebble Beige
05 Dk Mahogany
06 Orange
07 Red
08 Purple
09 Pro Blue
10 Navy
11 Olive
12 Dark Green
13 Nickel
14 Dark Gray
15 Black

Glide Option
PG Plastic Glide
Recommended for easier movement on carpet.
FG Felt Glide
Recommended for easier movement on hard floors
RG Rubber Glide
Recommended for static positioning.

L1 Round Legs
Legs increase seating height by 2".
All standard Stylex powder paints and Polished Aluminum are available leg finish choices.

+149

6. Options

G	Ganging	+00
C1X	In-seat power port with 10' power cord	+414
C2X	In-seat power port with 20' power cord	+444
W1X	12' BX whip (for hardwiring)	+1,028
W2X	24' BX whip (for hardwiring)	+1,201

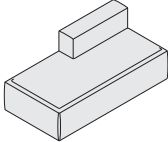
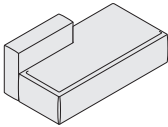
See Page 6 for complete information on specifying power ports.

7. Textile

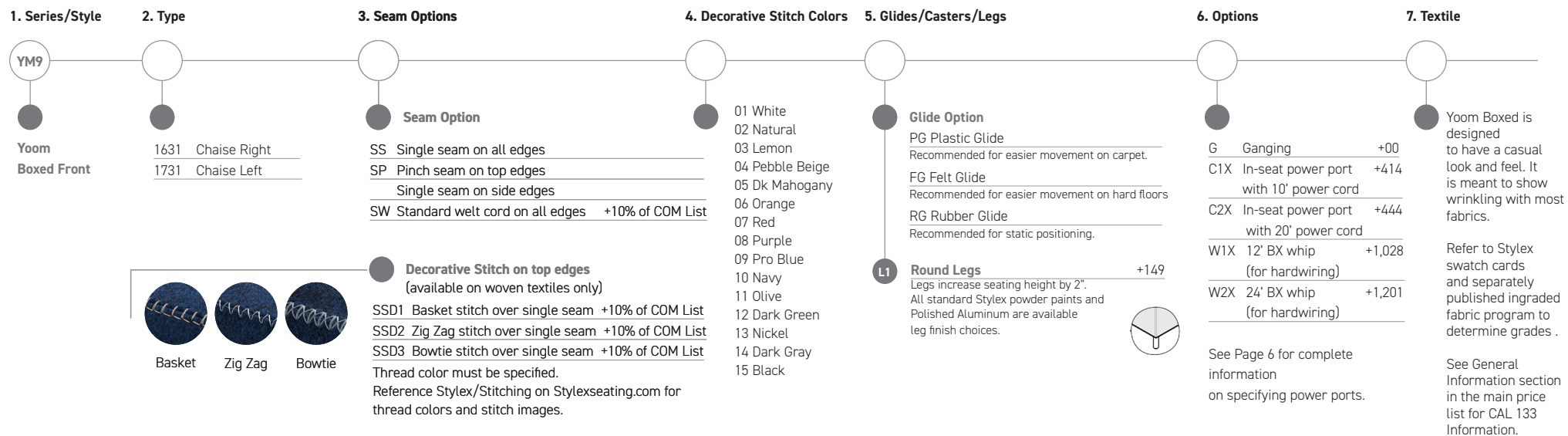
Yoom Boxed is designed to have a casual look and feel. It is meant to show wrinkling with most fabrics.

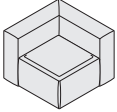
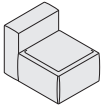
Refer to Stylex swatch cards and separately published ingraded fabric program to determine grades.

See General Information section in the main price list for CAL 133 Information.







						C.O.M. Fabric Upholstery Grades													
	Series	Style	Type	Dimensions	Ydg.	C.O.M	A	B	C	D	E	F	G	H	I	J	K	L	M
Chaise Right Boxed Front 	YM	9	1631	26"H x 34"D x 68"W	7.4	3,925	4,473	4,768	5,056	5,353	5,650	5,975	6,302	6,682	7,181	7,772	8,367	8,948	9,544
Chaise Left Boxed Front 	YM	9	1731	26"H x 34"D x 68"W	7.4	3,925	4,473	4,768	5,056	5,353	5,650	5,975	6,302	6,682	7,181	7,772	8,367	8,948	9,544




To Order Follow Steps 1-5




						C.O.M. Fabric Upholstery Grades													
	Series	Style	Type	Dimensions	Ydg.	C.O.M	A	B	C	D	E	F	G	H	I	J	K	L	M
Corner Chair Boxed Front 	YM	9	1337	26"H x 34"D x 34"W	5.0	2,499	2,883	3,092	3,293	3,502	3,710	3,938	4,165	4,433	4,782	5,197	5,616	6,023	6,438
Narrow Chair Boxed Front 	YM	9	1333	26"H x 34"D x 25"W	3.3	2,000	2,244	2,377	2,506	2,639	2,773	2,917	3,063	3,234	3,458	3,722	3,989	4,251	4,514

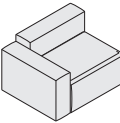
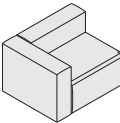
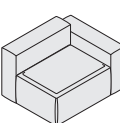
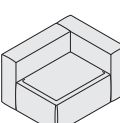
To Order Follow Steps 1-5

1. Series/Style	2. Type	3. Seam Options	4. Decorative Stitch Colors	5. Glides/Casters/Legs	6. Options	7. Textile
YM9 Yoom Boxed Front	 1337 Corner Chair 1333 Narrow Chair	 Seam Option SS Single seam on all edges SP Pinch seam on top edges Single seam on side edges SW Standard welt cord on all edges +10% of COM List	 01 White 02 Natural 03 Lemon 04 Pebble Beige 05 Dk Mahogany 06 Orange 07 Red 08 Purple 09 Pro Blue 10 Navy 11 Olive 12 Dark Green 13 Nickel 14 Dark Gray 15 Black	 Glide Option PG Plastic Glide Recommended for easier movement on carpet. FG Felt Glide Recommended for easier movement on hard floors RG Rubber Glide Recommended for static positioning. L1 Round Legs +149 Legs increase seating height by 2". All standard Stylex powder paints and Polished Aluminum are available leg finish choices.	 G Ganging +00 C1X In-seat power port +414 with 10' power cord C2X In-seat power port +444 with 20' power cord W1X 12' BX whip +1,028 (for hardwiring) W2X 24' BX whip +1,201 (for hardwiring) See Page 6 for complete information on specifying power ports.	 Yoom Boxed is designed to have a casual look and feel. It is meant to show wrinkling with most fabrics. Refer to Stylex swatch cards and separately published ingraded fabric program to determine grades . See General Information section in the main price list for CAL 133 Information.

Basket
Zig Zag
Bowtie


Decorative Stitch on top edges
 (available on woven textiles only)
 SSD1 Basket stitch over single seam +10% of COM List
 SSD2 Zig Zag stitch over single seam +10% of COM List
 SSD3 Bowtie stitch over single seam +10% of COM List
 Thread color must be specified.
 Reference Stylex/Stitching on Stylexseating.com for
 thread colors and stitch images.

						C.O.M. Fabric Upholstery Grades														
	Series	Style	Type	Dimensions	Ydg.	C.O.M	A	B	C	D	E	F	G	H	I	J	K	L	M	
Single Chair with Right Low Arm Boxed Front	YM	9	113151R	26"H x 34"D x 43"W	6.4	3,069	3,560	3,823	4,082	4,346	4,612	4,903	5,198	5,537	5,984	6,514	7,045	7,567	8,101	
																				
Single Chair with Right High Arm Boxed Front	YM	9	113131R	26"H x 34"D x 43"W	6.8	3,211	3,727	4,002	4,276	4,552	4,833	5,139	5,446	5,801	6,271	6,828	7,386	7,934	8,496	
																				
Single Chair with Left Low Arm Boxed Front	YM	9	113151L	26"H x 34"D x 43"W	6.4	3,069	3,560	3,823	4,082	4,346	4,612	4,903	5,198	5,537	5,984	6,514	7,045	7,567	8,101	
																				
Single Chair with Left High Arm Boxed Front	YM	9	113131L	26"H x 34"D x 43"W	6.8	3,211	3,727	4,002	4,276	4,552	4,833	5,139	5,446	5,801	6,271	6,828	7,386	7,934	8,496	
																				

To Order Follow Steps 1-5

1. Series/Style 2. Type

YM9

Yoom
Boxed Front

113151R Single Chair
with Right Low Arm

113131R Single Chair
with Right High Arm

113151L Single Chair
with Left Low Arm

113131L Single Chair
with Left High Arm



Basket Zig Zag Bowtie

3. Seam Options

Seam Option

SS Single seam on all edges

SP Pinch seam on top edges
Single seam on side edges

SW Standard welt cord on all edges +10% of COM List

Decorative Stitch on top edges
(available on woven textiles only)

SSD1 Basket stitch over single seam +10% of COM List

SSD2 Zig Zag stitch over single seam +10% of COM List

SSD3 Bowtie stitch over single seam +10% of COM List

Thread color must be specified.
Reference Stylex/Stitching on Stylexseating.com for thread colors and stitch images.

4. Decorative Stitch Colors 5. Glides/Casters/Legs

01 White
02 Natural
03 Lemon
04 Pebble Beige
05 Dk Mahogany
06 Orange
07 Red
08 Purple
09 Pro Blue
10 Navy
11 Olive
12 Dark Green
13 Nickel
14 Dark Gray
15 Black

Glide Option

PG Plastic Glide
Recommended for easier movement on carpet.

FG Felt Glide
Recommended for easier movement on hard floors

RG Rubber Glide
Recommended for static positioning.

L1

Round Legs

Legs increase seating height by 2".
All standard Stylex powder paints and Polished Aluminum are available leg finish choices.

+149

6. Options

G Ganging +00

C1X In-seat power port
with 10' power cord +414

C2X In-seat power port
with 20' power cord +444

W1X 12' BX whip +1,028
(for hardwiring)

W2X 24' BX whip +1,201
(for hardwiring)

See Page 6 for complete information on specifying power ports.

7. Textile

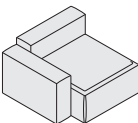
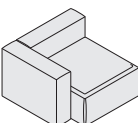
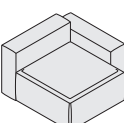
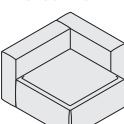
Yoom Boxed is designed to have a casual look and feel. It is meant to show wrinkling with most fabrics.

Refer to Stylex swatch cards and separately published ingraded fabric program to determine grades .

See General Information section in the main price list for CAL 133 Information.

Yoom Boxed

Lounge
Single Full Chair with Right or Left Arm

						C.O.M. Fabric Upholstery Grades														
	Series	Style	Type	Dimensions	Ydg.	C.O.M	A	B	C	D	E	F	G	H	I	J	K	L	M	
Single Full Chair with Right Low Arm Boxed Front	YM	9	123151R	26"H x 43"D x 43"W	7.3	3,355	3,902	4,197	4,485	4,782	5,076	5,403	5,732	6,111	6,609	7,201	7,795	8,378	8,972	
																				
Single Full Chair with Right High Arm Boxed Front	YM	9	123131R	26"H x 43"D x 43"W	7.6	3,497	4,069	4,376	4,679	4,988	5,297	5,639	5,980	6,375	6,896	7,515	8,136	8,745	9,367	
																				
Single Full Chair with Left Low Arm Boxed Front	YM	9	123151L	26"H x 43"D x 43"W	7.3	3,355	3,902	4,197	4,485	4,782	5,076	5,403	5,732	6,111	6,609	7,201	7,795	8,378	8,972	
																				
Single Full Chair with Left High Arm Boxed Front	YM	9	123131L	26"H x 43"D x 43"W	7.6	3,497	4,069	4,376	4,679	4,988	5,297	5,639	5,980	6,375	6,896	7,515	8,136	8,745	9,367	
																				

To Order Follow Steps 1-5

1. Series/Style 2. Type

YM9

Yoom
Boxed Front

123151R Single Full Chair
with Right Low Arm

123131R Single Full Chair
with Right High Arm

123151L Single Full Chair
with Left Low Arm

123131L Single Chair
with Left High Arm



Basket Zig Zag Bowtie

3. Seam Options

Seam Option

SS Single seam on all edges

SP Pinch seam on top edges
Single seam on side edges

SW Standard welt cord on all edges +10% of COM List

Decorative Stitch on top edges
(available on woven textiles only)

SSD1 Basket stitch over single seam +10% of COM List

SSD2 Zig Zag stitch over single seam +10% of COM List

SSD3 Bowtie stitch over single seam +10% of COM List

Thread color must be specified.
Reference Stylex/Stitching on Stylexseating.com for
thread colors and stitch images.

4. Decorative Stitch Colors 5. Glides/Casters/Legs

01 White
02 Natural
03 Lemon
04 Pebble Beige
05 Dk Mahogany
06 Orange
07 Red
08 Purple
09 Pro Blue
10 Navy
11 Olive
12 Dark Green
13 Nickel
14 Dark Gray
15 Black

Glide Option

PG Plastic Glide
Recommended for easier movement on carpet.

FG Felt Glide
Recommended for easier movement on hard floors

RG Rubber Glide
Recommended for static positioning.

L1

Round Legs

Legs increase seating height by 2".
All standard Stylex powder paints and
Polished Aluminum are available
leg finish choices.

+149

6. Options

G Ganging +00

C1X In-seat power port
with 10' power cord +414

C2X In-seat power port
with 20' power cord +444

W1X 12' BX whip +1,028
(for hardwiring)

W2X 24' BX whip +1,201
(for hardwiring)

See Page 6 for complete
information
on specifying power ports.

7. Textile

Yoom Boxed is
designed
to have a casual
look and feel. It
is meant to show
wrinkling with most
fabrics.

Refer to Stylex
swatch cards
and separately
published ingraded
fabric program to
determine grades .

See General
Information section
in the main price
list for CAL 133
Information.