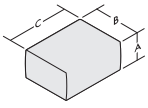
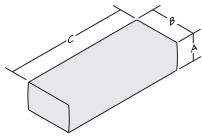
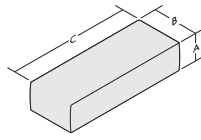
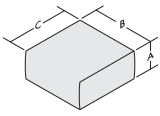
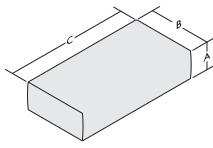
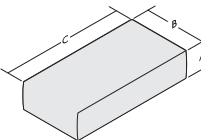
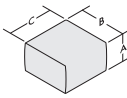
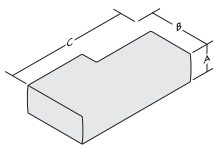
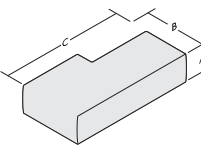
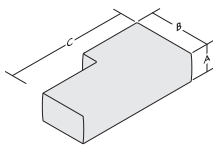
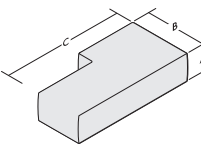


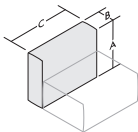
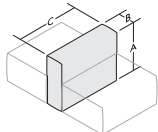
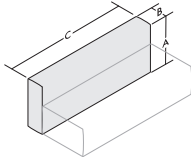
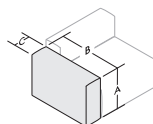
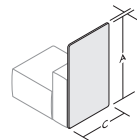
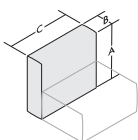
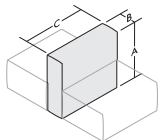
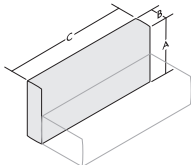
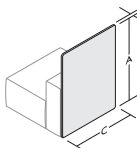
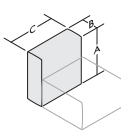
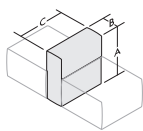
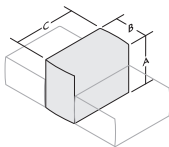
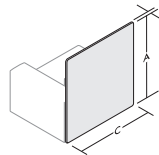
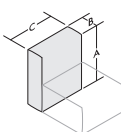
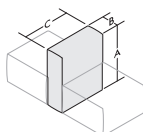
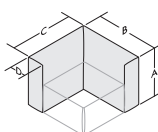
stylex

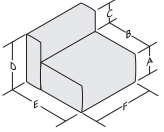
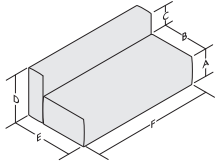
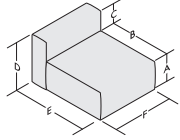
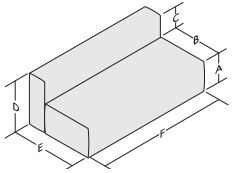
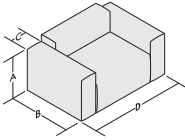
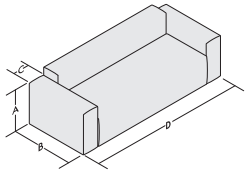
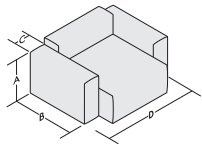
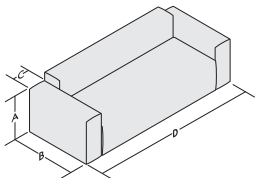
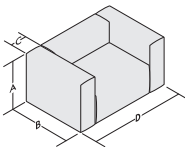
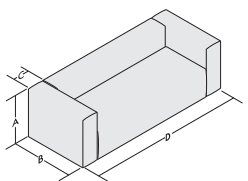
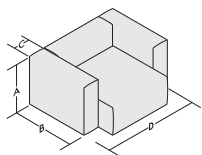
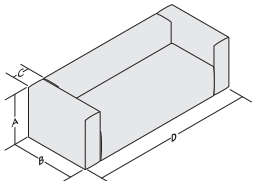
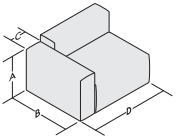
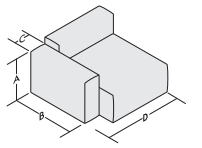
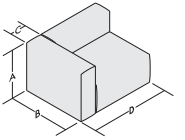
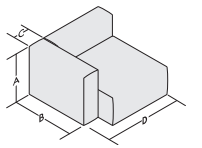
Yoom Rolled

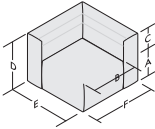
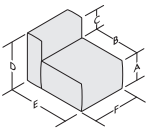
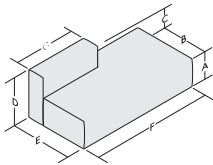
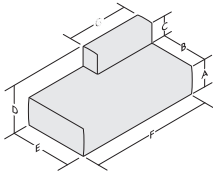
PRICE LIST

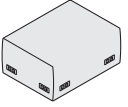




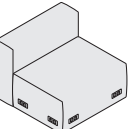
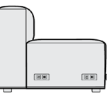
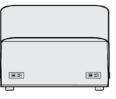
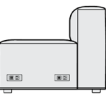

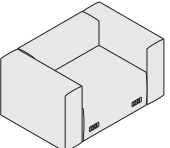
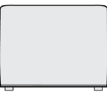
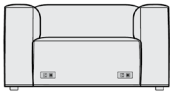


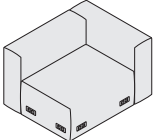




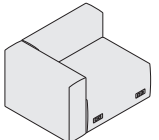




Effective November 1, 2022

Seat	Single	Double Seat/Chaise Seat	Double Seat/Chaise Seat	General Information
Dimensions/ Overview A. Height B. Depth C. Width	Seat A. 15" B. 25" C. 34" 	Double Seat A. 15" B. 25" C. 68" 	Double Seat A. 15" B. 25" C. 68" 	Design Stylex/Anthony Land Construction Internal frames are built from 5/8" PS 1-09 certified plywood. All surfaces are covered with foam of varying thicknesses and densities, depending on the particular unit. Chairs incorporate Dymetrol webbing in the seat for added comfort. Ganging All individual units may be connected to one another with the use of a forked latch system.
Full Seat A. Height B. Depth C. Width	Single Full Seat A. 15" B. 34" C. 34" 	Double Full Seat A. 15" B. 34" C. 68" 	Double Full Seat A. 15" B. 34" C. 68" 	Glides Yoom Boxed is available with 3 glide options: plastic, rubber, and felt. Casters Yoom single seats and chairs (without arms) are available with 2 caster options: hard and soft. Power Optional power receptacle offers three exposed power ports: 2 USB 2.1A ports and a standard, grounded 3-prong electrical outlet. Testing Manufactured to comply with ANSI/ BIFMA X5.4 Lounge Seating Tests. Environment Greenguard Certified.
A. Height B. Depth C. Width	Narrow Seat A. 15" B. 25" C. 25" 	Chaise Right A. 15" B. 34" C. 68" 	Chaise Right A. 15" B. 34" C. 68" 	
A. Height B. Depth C. Width		Chaise Left A. 15" B. 34" C. 68" 	Chaise Left A. 15" B. 34" C. 68" 	

Dimensions / Overview	Single Back	Single Thin	Double Back	Arm	Screens	General Information
A. Height B. Depth C. Width	Single Back A. 26" B. 9" C. 34" 	Single Thin Back to Back A. 26" B. 9" C. 34" 	Double Back A. 26" B. 9" C. 68" 	Single Low Arm A. 22" B. 34" C. 9" 	27" Privacy Screen A. 45" B. 1.5" C. 25" 	Design Stylex/Anthony Land Construction Internal frames are built from 5/8" PS 1-09 certified plywood. All surfaces are covered with foam of varying thicknesses and densities, depending on the particular unit. Chairs incorporate Dymetrol webbing in the seat for added comfort. Ganging All individual units may be connected to one another with the use of a forked latch system. Yoom utilizes a ganging system that causes foam compression. For precise ganged layout dimensions, please reach out to designapplication@stylexseating.com
A. Height B. Depth C. Width	Single High Back A. 30" B. 9" C. 34" 	Single High Thin Back to Back A. 30" B. 9" C. 34" 	Double High Back A. 30" B. 9" C. 68" 		36" Privacy Screen A. 45" B. 1.5" C. 34" 	Glides Yoom Boxed is available with 3 glide options: plastic, rubber, and felt. Casters Yoom single seats and chairs (without arms) are available with 2 caster options: hard and soft. Power Optional power receptacle offers three exposed power ports: 2 USB 2.1A ports and a standard, grounded 3-prong electrical outlet.
A. Height B. Depth C. Width	Single Narrow Back A. 26" B. 9" C. 25" 	Single Narrow Thin Back to Back A. 26" B. 9" C. 25" 	Back to Back A. 26" B. 18" C. 34" 		46" Privacy Screen A. 45" B. 1.5" C. 43" 	Testing Manufactured to comply with ANSI/ BIFMA X5.4 Lounge Seating Tests. Environment Greenguard Certified.
A. Height B. Depth C. Width D. Depth of back	Single Narrow High Back A. 30" B. 9" C. 25" 	Single Narrow High Thin Back to Back A. 30" B. 9" C. 25" 	Corner Back A. 26" B. 34" C. 34" D. 9" 			

Dimensions / Overview	Single Chair	Double Chair	Single Full Chair	Double Full Chair	General Information
Armless Chair A. Seat Height B. Seat Depth C. Seat Width D. Overall Height E. Overall Depth F. Overall Width	Single Chair Armless A. 15" B. 25" C. 11" D. 26" E. 34" F. 34" 	Double Chair Armless A. 15" B. 25" C. 11" D. 26" E. 34" F. 68" 	Single Full Chair Armless A. 15" B. 34" C. 11" D. 26" E. 43" F. 34" 	Double Full Chair Armless A. 15" B. 34" C. 11" D. 26" E. 43" F. 68" 	Design Stylex/Anthony Land Construction Internal frames are built from 5/8" PS 1-09 certified plywood. All surfaces are covered with foam of varying thicknesses and densities, depending on the particular unit. Chairs incorporate Dymetrol webbing in the seat for added comfort. Ganging All individual units may be connected to one another with the use of a forked latch system. Yoom utilizes a ganging system that causes foam compression. For precise ganged layout dimensions, please reach out to designapplication@stylexseating.com Glides Yoom Boxed is available with 3 glide options: plastic, rubber, and felt. Casters Yoom single seats and chairs (without arms) are available with 2 caster options: hard and soft. Power Optional power receptacle offers three exposed power ports: 2 USB 2.1A ports and a standard, grounded 3-prong electrical outlet. Testing Manufactured to comply with ANSI/ BIFMA X5.4 Lounge Seating Tests. Environment Greenguard Certified.
Arm Low A. Seat Height B. Seat Depth C. Seat Width D. Overall Width Arms	Single Chair Low Arms A. 22" B. 34" C. 9" D. 52" 	Double Chair Low Arms A. 22" B. 34" C. 9" D. 86" 	Single Full Chair Low Arms A. 22" B. 34" C. 9" D. 52" 	Double Full Chair Low Arms A. 22" B. 34" C. 9" D. 86" 	
Arm High A. Arm Height B. Arm Depth C. Arm Width D. Overall Width Arms	Single Chair High Arms A. 26" B. 34" C. 9" D. 52" 	Double Chair High Arms A. 26" B. 34" C. 9" D. 86" 	Single Full Chair High Arms A. 15" B. 34" C. 11" D. 52" 	Double Full Chair High Arms A. 26" B. 34" C. 9" D. 86" 	
Arm Low Right or Left A. Arm Height B. Arm Depth C. Arm Width D. Overall Width with Arm	Single Chair with Right Low Arm A. 22" B. 34" C. 9" D. 43" 		Single Full Chair with Right Low Arm A. 22" B. 34" C. 9" D. 43" 		
Arm High Right or Left A. Arm Height B. Arm Depth C. Arm Width D. Overall Width with Arms	Single Chair with Right High Arm A. 26" B. 34" C. 9" D. 43" 		Single Full Chair with Right High Arm A. 26" B. 34" C. 9" D. 43" 		

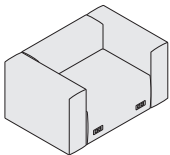
Dimensions / Overview	Corner Chair	Single Narrow Chair	Chaise Left	Chaise Right	General Information
<div>Chair</div> <div>A. Seat Height</div> <div>B. Seat Depth</div> <div>C. Seat Width</div> <div>D. Overall Height</div> <div>E. Overall Depth</div> <div>F. Overall Width</div> <div>G. Back Width</div>	<div>Corner Chair</div> <div>A. 15"</div> <div>B. 25"</div> <div>C. 11"</div> <div>D. 26"</div> <div>E. 34"</div> <div>F. 34"</div> <div></div>	<div>Single Narrow Chair</div> <div>A. 15"</div> <div>B. 25"</div> <div>C. 11"</div> <div>D. 26"</div> <div>E. 34"</div> <div>F. 25"</div> <div></div>	<div>Chaise Left</div> <div>A. 15"</div> <div>B. 25"</div> <div>C. 11"</div> <div>D. 26"</div> <div>E. 34"</div> <div>F. 68"</div> <div>G. 34"</div> <div></div>	<div>Chaise Right</div> <div>A. 15"</div> <div>B. 25"</div> <div>C. 11"</div> <div>D. 26"</div> <div>E. 34"</div> <div>F. 68"</div> <div>G. 34"</div> <div></div>	<div>Design</div> <div>Stylex/Anthony Land</div> <div>Construction</div> <div>Internal frames are built from 5/8" PS 1-09 certified plywood. All surfaces are covered with foam of varying thicknesses and densities, depending on the particular unit. Chairs incorporate Dymetrol webbing in the seat for added comfort.</div> <div>Ganging</div> <div>All individual units may be connected to one another with the use of a forked latch system. Yoom utilizes a ganging system that causes foam compression. For precise ganged layout dimensions, please reach out to designapplication@stylexseating.com</div> <div>Glides</div> <div>Yoom Boxed is available with 3 glide options: plastic, rubber, and felt.</div> <div>Casters</div> <div>Yoom single seats and chairs (without arms) are available with 2 caster options: hard and soft.</div> <div>Power</div> <div>Optional power receptacle offers three exposed power ports: 2 USB 2.1A ports and a standard, grounded 3-prong electrical outlet.</div> <div>Testing</div> <div>Manufactured to comply with ANSI/ BIFMA X5.4 Lounge Seating Tests.</div> <div>Environment</div> <div>Greenguard Certified.</div>

Dimensions / Overview	Single Chair	Double Chair	Single Full Chair	Double Full Chair	General Information
Single Seat 	Position 5 C15/C25 	Position 4 C14/C24 Position 3 C13/C23 	Position 2 C12/C22 Position 1 C11/C21 	Position 8 C18/C28 Position 6 C16/C26 	Design In-Seat Power Ports With 10' Or 20' Cord Power Port Cord Length and Harness End C1X has a 10' power cord w/ NEMA 5-15P C2X has a 20' Power cord w/ NEMA 5-15P W1X 12' BX whip (for hardwiring) W1X 24' BX whip (for hardwiring) Power Port Location The power port location is determined by its last digit. Examples: • A C14 power port has a 10' power cord and is located on the right side of a chair, as determined from a seated position, or the right forward position of a bench. • A C21 power port has a 20' power cord and is located on the left side of a chair, as determined from a seated position, or the left forward position of a bench. Multiple power ports may be ordered per unit. The pricing shown is for each power port ordered. In-Seat Power Port Finish Select power port finish from one of the standard Stylex powder paints. Power In Chairs And Benches Power receptacle offers three exposed power ports: 2 USB 2.1A ports and a standard, grounded 3-prong electrical outlet.
Single Chair 	Position 5 C15/C25 	Position 4 C14/C24 Position 3 C13/C23 	Position 2 C12/C22 Position 1 C11/C21 	Position 8 C18/C28 No Parts 	
Chair w/ Arms 	No Ports 	Position 3 C13/C23 	Position 2 C12/C22 No Ports 	No Ports 	
Single Chair w/ Left Arm 	Position 5 C15/C25 	Position 4 C14/C24 Position 3 C13/C23 	Position 2 C12/C22 No Parts 	No Ports 	
Single Seat w/ Right Arm 	No Ports 	Position 3 C13/C23 	Position 2 C12/C22 Position 1 C11/C21 	Position 8 C18/C28 No Ports 	

Power Port Ordering: To Order Follow Steps 1-4

Example: C2 3 BM

Option Black Matte Finish
Option Power Port Position(s)
Option 20" Cord Length

**1. Length and Harness End**

C1X 10' cord length w/ NEMA 5-15P
C2X 10' cord length w/ NEMA 5-15P
W1X 12' BX whip (for hardwiring)
W1X 24' BX whip (for hardwiring)

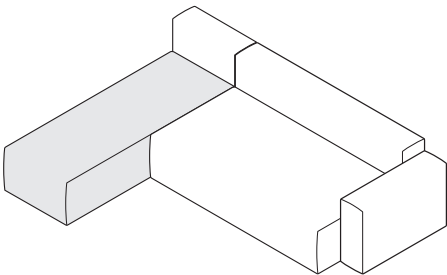
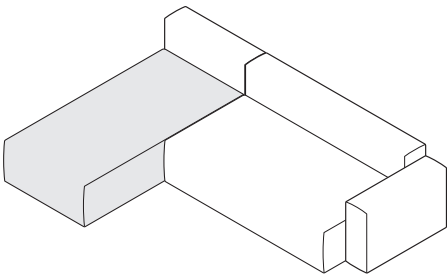
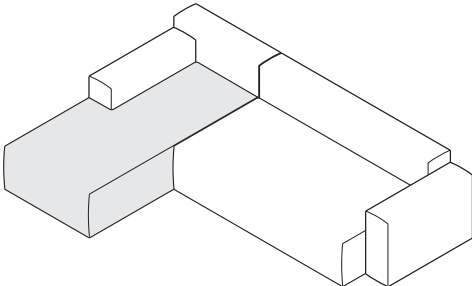
2. Position

Position 1 thru 8

*See above
for power
port location
restrictions.

3. Option Power Port Finish

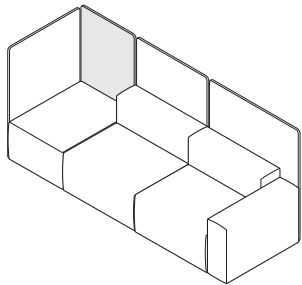
BL Blue	FG Forest Green	RD Red
BM Black Matte	LG Light Gray	RO Red Orange
BR Brass	MG Meadow Green	RR Rusty Red
BT Black Twilight	MK Milk	SB Soft Blue
CP Champagne	MS Metallic Silver	SD Sand
DB Dark Bronze	NK Nickel	TC Terracotta
DG Dark Gray	NV Navy	TP Taupe
DP Dusty Pink	OR Orange	TS Textured Slate
	PY Pale Yellow	YL Yellow

		General Information
	Double Seat - Rolled Side	Rolled Side The option of a 'Rolled Side' is offered on Double Seats, Double Full Seats, Chaise Right, and Chaise Left units capping the end of a layout. Seam direction is altered from the standard 'Rolled Front' for a consistent pattern with adjacent seats. This enables striped and patterned fabrics to line up across units. Please refer to the sample layouts on this page as a reference for each 'Rolled Side' unit. Selection of rolled side units will be reviewed and suggested by Stylex per customer layout. Refer to page 8 for pricing information.
	Double Full Seat - Rolled Side	
	Chaise Right - Rolled Side	

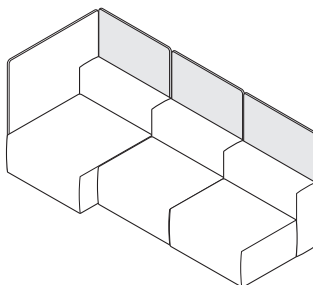
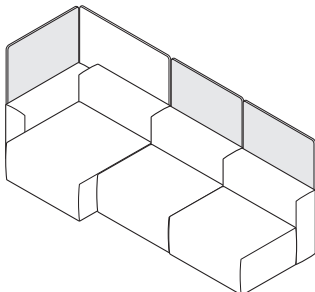
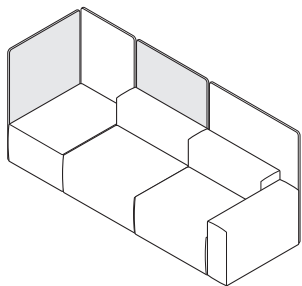
General Information

Privacy Screens
Yoom Privacy Screens are field installed and can be installed on seats, backs and arms. They can be used to provide privacy and definition to the space or can be directly used as a back with throw pillows in lieu of the traditional Yoom Backs or Back to Backs. Three different privacy screen widths have been created to keep pace with the specifiers creativity.

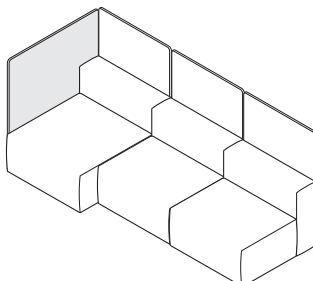
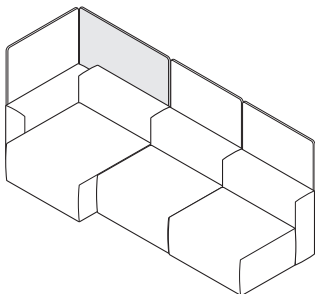
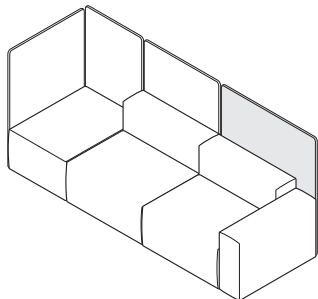
YM061 - Privacy Screen (25")

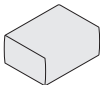
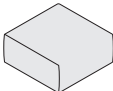



YM062 - Privacy Screens (34")



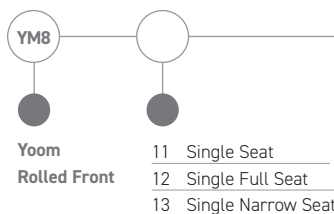
YM063 - Privacy Screens (43")



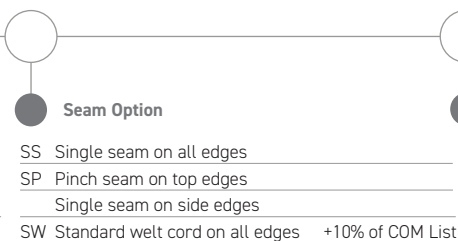
						C.O.M. Fabric Upholstery Grades													
	Series	Style	Type	Dimensions	Ydg.	C.O.M	A	B	C	D	E	F	G	H	I	J	K	L	M
Single Seat Rolled Front 	YM	8	11	15"H x 25"D x 34"W	2.5	1,499	1,677	1,778	1,872	1,968	2,066	2,173	2,279	2,404	2,568	2,763	2,958	3,148	3,343
Single Full Seat Rolled Front 	YM	8	12	15"H x 34"D x 34"L	3.3	1,785	2,029	2,162	2,291	2,424	2,555	2,701	2,848	3,019	3,242	3,507	3,772	4,035	4,299
Single Narrow Seat Rolled Front 	YM	8	13	15"H x 25"D x 25"L	2.0	1,214	1,362	1,440	1,517	1,595	1,676	1,765	1,851	1,953	2,089	2,247	2,406	2,564	2,724

To Order Follow Steps 1-7

1. Series/Style 2. Type



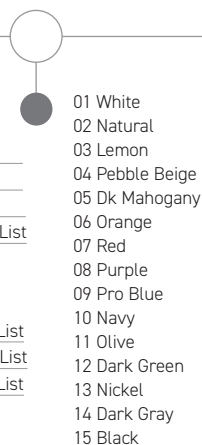
3. Seam Options

Decorative Stitch on top edges
(available on woven textiles only)

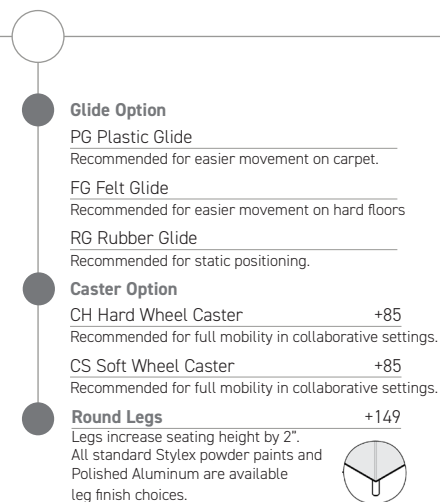
SSD1 Basket stitch over single seam +10% of COM List
SSD2 Zig Zag stitch over single seam +10% of COM List
SSD3 Bowtie stitch over single seam +10% of COM List
Thread color must be specified.
Reference Stylex/Stitching on Stylexseating.com for thread colors and stitch images.



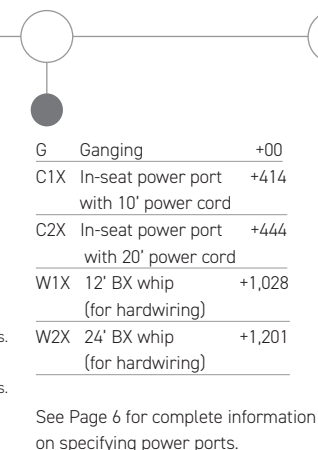
4. Decorative Stitch Colors



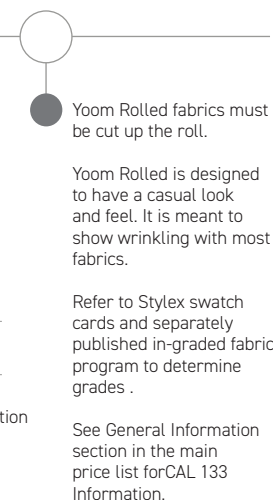
5. Glides/Casters/Legs

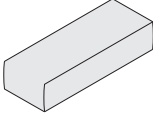
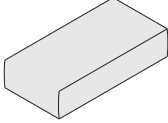
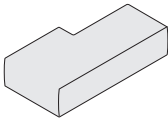
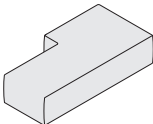


6. Options



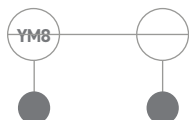
7. Textile



						C.O.M. Fabric Upholstery Grades													
	Series	Style	Type	Dimensions	Ydg.	C.O.M	A	B	C	D	E	F	G	H	I	J	K	L	M
Double Seat Rolled Side 	YM	7	14	15"H x 25"D x 68"W	5.5	2,498	2,907	3,127	3,342	3,564	3,785	4,027	4,269	4,557	4,928	5,370	5,813	6,248	6,691
Double Full Seat Rolled Side 	YM	7	15	15"H x 34"D x 68"L	5.5	3,069	3,478	3,698	3,913	4,135	4,357	4,599	4,842	5,128	5,497	5,941	6,384	6,818	7,262
Chaise Right Rolled Side 	YM	7	16	15"H x 34"/25"D x 68"L	5.5	3,069	3,478	3,698	3,913	4,135	4,357	4,599	4,842	5,128	5,497	5,941	6,384	6,818	7,262
Chaise Left Rolled Side 	YM	7	17	15"H x 34"/25"D x 68"L	5.5	3,069	3,478	3,698	3,913	4,135	4,357	4,599	4,842	5,128	5,497	5,941	6,384	6,818	7,262

To Order Follow Steps 1-7

1. Series/Style 2. Type



- 14 Double Seat
- 15 Double Full Seat
- 16 Chaise Right
- 17 Chaise Left

3. Seam Options



- SS Single seam on all edges
- SP Pinch seam on top edges
- Single seam on side edges
- SW Standard welt cord on all edges +10% of COM List

Decorative Stitch on top edges
(available on woven textiles only)

- SSD1 Basket stitch over single seam +10% of COM List
- SSD2 Zig Zag stitch over single seam +10% of COM List
- SSD3 Bowtie stitch over single seam +10% of COM List

Thread color must be specified.
Reference Stylex/Stitching on Stylexseating.com for thread colors and stitch images.



4. Decorative Stitch Colors



- 01 White
- 02 Natural
- 03 Lemon
- 04 Pebble Beige
- 05 Dk Mahogany
- 06 Orange
- 07 Red
- 08 Purple
- 09 Pro Blue
- 10 Navy
- 11 Olive
- 12 Dark Green
- 13 Nickel
- 14 Dark Gray
- 15 Black

5. Glides/Casters/Legs



- Glide Option**
- PG Plastic Glide
Recommended for easier movement on carpet.
- FG Felt Glide
Recommended for easier movement on hard floors
- RG Rubber Glide
Recommended for static positioning.
- Round Legs** +149
Legs increase seating height by 2".
All standard Stylex powder paints and Polished Aluminum are available leg finish choices.



6. Options



- G Ganging +00
- C1X In-seat power port with 10' power cord +414
- C2X In-seat power port with 20' power cord +444
- W1X 12' BX whip +1,028 (for hardwiring)
- W2X 24' BX whip +1,201 (for hardwiring)

See Page 6 for complete information on specifying power ports.

7. Textile

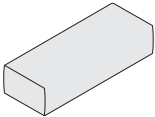
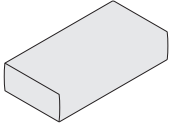
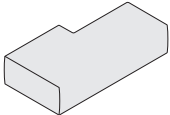
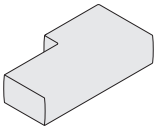


Yoom Rolled fabrics must be cut up the roll.

Yoom Rolled is designed to have a casual look and feel. It is meant to show wrinkling with most fabrics.

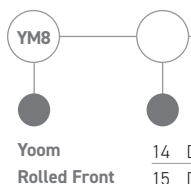
Refer to Stylex swatch cards and separately published in-graded fabric program to determine grades.

See General Information section in the main price list for CAL 133 Information.

						C.O.M. Fabric Upholstery Grades													
	Series	Style	Type	Dimensions	Ydg.	C.O.M	A	B	C	D	E	F	G	H	I	J	K	L	M
Double Seat Rolled Front 	YM	8	14	15"H x 25"D x 68"W	4.3	2,498	2,817	2,991	3,157	3,329	3,501	3,690	3,882	4,102	4,392	4,738	5,084	5,422	5,768
Double Full Seat Rolled Front 	YM	8	15	15"H x 34"D x 68"L	4.3	3,069	3,388	3,562	3,727	3,900	4,073	4,262	4,452	4,673	4,964	5,309	5,655	5,994	6,340
Chaise Right Rolled Front 	YM	8	16	15"H x 34"/25"D x 68"L	5.0	3,069	3,444	3,648	3,845	4,049	4,252	4,476	4,699	4,963	5,305	5,711	6,118	6,519	6,926
Chaise Left Rolled Front 	YM	8	17	15"H x 34"/25"D x 68"L	5.0	3,069	3,444	3,648	3,845	4,049	4,252	4,476	4,699	4,963	5,305	5,711	6,118	6,519	6,926

To Order Follow Steps 1-7

1. Series/Style 2. Type



- 14 Double Seat
- 15 Double Full Seat
- 16 Chaise Right
- 17 Chaise Left

3. Seam Options




Seam Option

- SS Single seam on all edges
- SP Pinch seam on top edges
- Single seam on side edges
- SW Standard welt cord on all edges +10% of COM List

Decorative Stitch on top edges
 (available on woven textiles only)

- SSD1 Basket stitch over single seam +10% of COM List
 - SSD2 Zig Zag stitch over single seam +10% of COM List
 - SSD3 Bowtie stitch over single seam +10% of COM List
- Thread color must be specified.
Reference Stylex/Stitching on Stylexseating.com for thread colors and stitch images.



4. Decorative Stitch Colors



- 01 White
- 02 Natural
- 03 Lemon
- 04 Pebble Beige
- 05 Dk Mahogany
- 06 Orange
- 07 Red
- 08 Purple
- 09 Pro Blue
- 10 Navy
- 11 Olive
- 12 Dark Green
- 13 Nickel
- 14 Dark Gray
- 15 Black

5. Glides/Casters/Legs



Glide Option

- PG Plastic Glide
Recommended for easier movement on carpet.
- FG Felt Glide
Recommended for easier movement on hard floors
- RG Rubber Glide
Recommended for static positioning.



Round Legs

- Legs increase seating height by 2".
All standard Stylex powder paints and
Polished Aluminum are available
leg finish choices.



6. Options



- G Ganging +00
- C1X In-seat power port with 10' power cord +414
- C2X In-seat power port with 20' power cord +444
- W1X 12' BX whip +1,028
(for hardwiring)
- W2X 24' BX whip +1,201
(for hardwiring)

See Page 6 for complete information
on specifying power ports.

7. Textile



Yoom Rolled fabrics must
be cut up the roll.

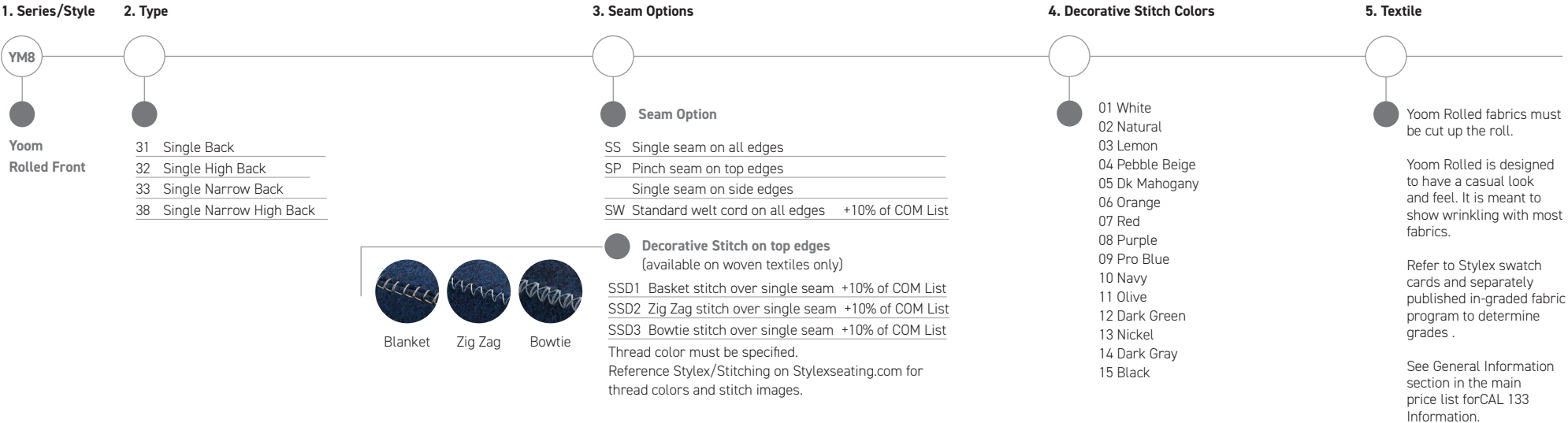
Yoom Rolled is designed
to have a casual look
and feel. It is meant to
show wrinkling with most
fabrics.

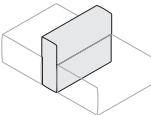
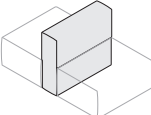
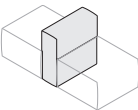
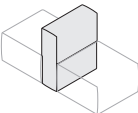
Refer to Stylex swatch
cards and separately
published in-graded fabric
program to determine
grades.

See General Information
section in the main
price list for CAL 133
Information.

						C.O.M. Fabric Upholstery Grades													
	Series	Style	Type	Dimensions	Ydg.	C.O.M	A	B	C	D	E	F	G	H	I	J	K	L	M
Single Back Rolled Front	YM	8	31	26"H x 9"D x 34"W	2.1	856	1,012	1,095	1,176	1,261	1,345	1,439	1,529	1,638	1,780	1,947	2,117	2,283	2,448
Single High Back Rolled Front	YM	8	32	30"H x 9"D x 34"W	2.3	928	1,101	1,192	1,282	1,375	1,469	1,569	1,673	1,792	1,947	2,135	2,319	2,503	2,689
Single Narrow Back Rolled Front	YM	8	33	26"H x 9"D x 25"W	1.7	786	941	1,023	1,105	1,190	1,273	1,367	1,458	1,567	1,710	1,876	2,046	2,211	2,377
Single Narrow High Back Rolled Front	YM	8	38	30"H x 9"D x 25"W	1.8	928	1,057	1,129	1,198	1,269	1,340	1,417	1,496	1,588	1,705	1,848	1,988	2,128	2,269

To Order Follow Steps 1-5



						C.O.M. Fabric Upholstery Grades														
	Series	Style	Type	Dimensions	Ydg.	C.O.M	A	B	C	D	E	F	G	H	I	J	K	L	M	
Single Thin Back to Back Rolled Front	YM	8	39	26"H x 9"D x 34"W	2.1	999	1,153	1,239	1,320	1,404	1,488	1,580	1,673	1,781	1,922	2,091	2,258	2,424	2,593	
																				
Single High Thin Back to Back Rolled Front	YM	8	40	30"H x 9"D x 34"W	2.2	1,143	1,305	1,393	1,480	1,568	1,656	1,754	1,851	1,965	2,114	2,291	2,468	2,642	2,819	
																				
Single Narrow Thin Back to Back Rolled Front	YM	8	41	26"H x 9"D x 25"W	1.6	999	1,115	1,175	1,236	1,297	1,361	1,428	1,496	1,575	1,678	1,804	1,927	2,050	2,174	
																				
Single Narrow High Thin Back to Back Rolled Front	YM	8	42	30"H x 9"D x 25"W	1.8	1,143	1,272	1,344	1,413	1,482	1,554	1,631	1,711	1,801	1,920	2,063	2,202	2,341	2,484	
																				

To Order Follow Steps 1-5

1. Series/Style

YM8

Yoom Rolled Front

2. Type

39 Single Thin Back to Back

40 Single High Thin Back to Back

41 Single Narrow Thin Back to Back

42 Single Narrow High Thin Back to Back

3. Seam Options

Seam Option

SS Single seam on all edges

SP Pinch seam on top edges

Single seam on side edges

SW Standard welt cord on all edges +10% of COM List

Decorative Stitch on top edges (available on woven textiles only)

SSD1 Basket stitch over single seam +10% of COM List

SSD2 Zig Zag stitch over single seam +10% of COM List

SSD3 Bowtie stitch over single seam +10% of COM List

Thread color must be specified.

Reference Stylex/Stitching on Stylexseating.com for thread colors and stitch images.

 Blanket

 Zig Zag

 Bowtie

4. Decorative Stitch Colors

01 White

02 Natural

03 Lemon

04 Pebble Beige

05 Dk Mahogany

06 Orange

07 Red

08 Purple

09 Pro Blue

10 Navy

11 Olive

12 Dark Green

13 Nickel

14 Dark Gray

15 Black

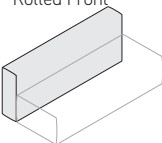
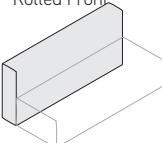
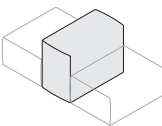
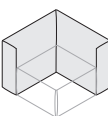
5. Textile

Yoom Rolled fabrics must be cut up the roll.

Yoom Rolled is designed to have a casual look and feel. It is meant to show wrinkling with most fabrics.

Refer to Stylex swatch cards and separately published in-graded fabric program to determine grades .

See General Information section in the main price list for CAL 133 Information.

						C.O.M. Fabric Upholstery Grades														
	Series	Style	Type	Dimensions	Ydg.	C.O.M	A	B	C	D	E	F	G	H	I	J	K	L	M	
<div>Double Back Rolled Front</div> 	YM	8	34	26"H x 9"D x 68"W	4.1	1,570	1,873	2,036	2,196	2,359	2,521	2,701	2,883	3,092	3,369	3,695	4,023	4,345	4,672	
<div>Double High Back Rolled Front</div> 	YM	8	35	30"H x 9"D x 68"W	4.7	1,785	2,125	2,314	2,494	2,679	2,864	3,068	3,273	3,513	3,824	4,195	4,568	4,933	5,306	
<div>Single Back to Back Rolled Front</div> 	YM	8	36	26"H x 18"D x 34"W	3.2	1,143	1,378	1,506	1,630	1,760	1,889	2,029	2,170	2,336	2,551	2,807	3,065	3,318	3,573	
<div>Corner Back Rolled Front</div> 	YM	8	37	26"H x 34"D x 34"W	3.3	1,285	1,539	1,675	1,807	1,945	2,083	2,231	2,385	2,561	2,791	3,065	3,339	3,610	3,885	

To Order Follow Steps 1-5

1. Series/Style

YM8

Yoom Rolled Front

2. Type

34 Double Back

35 Double High Back

36 Single Back to Back

37 Corner Back

3. Seam Options

Seam Option

SS Single seam on all edges

SP Pinch seam on top edges

Single seam on side edges

SW Standard welt cord on all edges +10% of COM List

Decorative Stitch on top edges

(available on woven textiles only)

SSD1 Basket stitch over single seam +10% of COM List

SSD2 Zig Zag stitch over single seam +10% of COM List

SSD3 Bowtie stitch over single seam +10% of COM List

Thread color must be specified.

Reference Stylex/Stitching on Stylexseating.com for thread colors and stitch images.

4. Decorative Stitch Colors

01 White

02 Natural

03 Lemon

04 Pebble Beige

05 Dk Mahogany

06 Orange

07 Red

08 Purple

09 Pro Blue

10 Navy

11 Olive

12 Dark Green

13 Nickel

14 Dark Gray

15 Black

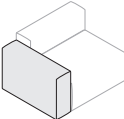
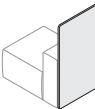
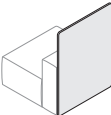
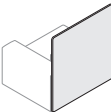
5. Textile

Yoom Rolled fabrics must be cut up the roll.

Yoom Rolled is designed to have a casual look and feel. It is meant to show wrinkling with most fabrics.

Refer to Stylex swatch cards and separately published in-graded fabric program to determine grades .

See General Information section in the main price list for CAL 133 Information.

						C.O.M. Fabric Upholstery Grades														
	Series	Style	Type	Dimensions	Ydg.	C.O.M	A	B	C	D	E	F	G	H	I	J	K	L	M	
Single Low Arm Rolled Front 	YM	8	51	22"H x 9"D x 34"W	1.9	714	853	928	1,000	1,076	1,150	1,233	1,318	1,414	1,540	1,690	1,841	1,988	2,139	
25" Privacy Screen 	YM	0	61	45"H x 1.5"D x 25"W	2.2	999	1,163	1,251	1,338	1,426	1,515	1,611	1,710	1,822	1,970	2,147	2,324	2,498	2,675	
34" Privacy Screen 	YM	0	62	45"H x 1.5"D x 34"W	3.0	1,285	1,504	1,625	1,741	1,860	1,980	2,111	2,242	2,397	2,596	2,836	3,075	3,310	3,549	
43" Privacy Screen 	YM	0	63	45"H x 1.5"D x 43"W	3.8	1,570	1,848	1,998	2,143	2,294	2,445	2,610	2,776	2,970	3,221	3,523	3,824	4,120	4,420	

To Order Follow Steps 1-5

1. Series/Style

YM

Yoom Rolled Front

2. Type

851 Single Low Arm

061 25" Privacy Screen

062 34" Privacy Screen

063 43" Privacy Screen

3. Seam Options

Seam Option

SS Single seam on all edges

SP Pinch seam on top edges

Single seam on side edges

SW Standard welt cord on all edges +10% of COM List

Decorative Stitch on top edges (available on woven textiles only)

SSD1 Basket stitch over single seam +10% of COM List

SSD2 Zig Zag stitch over single seam +10% of COM List

SSD3 Bowtie stitch over single seam +10% of COM List

Thread color must be specified.

Reference Stylex/Stitching on Stylexseating.com for thread colors and stitch images.

Blanket

Zig Zag

Bowtie

4. Decorative Stitch Colors

01 White

02 Natural

03 Lemon

04 Pebble Beige

05 Dk Mahogany

06 Orange

07 Red

08 Purple

09 Pro Blue

10 Navy

11 Olive

12 Dark Green

13 Nickel

14 Dark Gray

15 Black

5. Textile

Yoom Rolled fabrics must be cut up the roll.

Yoom Rolled is designed to have a casual look and feel. It is meant to show wrinkling with most fabrics. Refer to Stylex swatch cards and separately published in-graded fabric program to determine grades .

See General Information section in the main price list for CAL 133 Information.

						C.O.M. Fabric Upholstery Grades													
	Series	Style	Type	Dimensions	Ydg.	C.O.M	A	B	C	D	E	F	G	H	I	J	K	L	M
Single Chair Armless Rolled Front	YM	8	113100	26"H x 34"D x 34"W	4.4	2,355	2,689	2,873	3,048	3,229	3,411	3,612	3,808	4,042	4,348	4,710	5,075	5,431	5,791
Single Chair with Low Arms Rolled Front	YM	8	113151P	26"H x 34"D x 52"W	8.0	3,783	4,395	4,729	5,048	5,381	5,711	6,078	6,444	6,870	7,428	8,090	8,757	9,407	10,069
Single Chair with High Arms Rolled Front	YM	8	113131P	26"H x 34"D x 52"W	8.5	4,067	4,713	5,063	5,400	5,751	6,101	6,490	6,866	7,318	7,908	8,604	9,309	9,997	10,687

To Order Follow Steps 1-5

1. Series/Style 2. Type

YM8

Yoom Rolled Front

113100 Single Chair Armless

113151P Single Chair with Low Arms

113131P Single Chair with High Arms

3. Seam Options

Seam Option

SS Single seam on all edges

SP Pinch seam on top edges

Single seam on side edges

SW Standard welt cord on all edges +10% of COM List

Decorative Stitch on top edges
(available on woven textiles only)

SSD1 Basket stitch over single seam +10% of COM List

SSD2 Zig Zag stitch over single seam +10% of COM List

SSD3 Bowtie stitch over single seam +10% of COM List

Thread color must be specified.

Reference Stylex/Stitching on Stylexseating.com for thread colors and stitch images.



4. Decorative Stitch Colors

-
- 01 White
- 02 Natural
- 03 Lemon
- 04 Pebble Beige
- 05 Dk Mahogany
- 06 Orange
- 07 Red
- 08 Purple
- 09 Pro Blue
- 10 Navy
- 11 Olive
- 12 Dark Green
- 13 Nickel
- 14 Dark Gray
- 15 Black

5. Glides/Casters/Legs

Glide Option

PG Plastic Glide

Recommended for easier movement on carpet.

FG Felt Glide

Recommended for easier movement on hard floors

RG Rubber Glide

Recommended for static positioning.

Caster Option

CH Hard Wheel Caster +85

Recommended for full mobility in collaborative settings.

CS Soft Wheel Caster +85

Recommended for full mobility in collaborative settings.

L1

Round Legs +149

Legs increase seating height by 2".

All standard Stylex powder paints and Polished Aluminum are available leg finish choices.

6. Options

G Ganging +00

C1X In-seat power port with 10' power cord +414

C2X In-seat power port with 20' power cord +444

W1X 12' BX whip +1,028

(for hardwiring)

W2X 24' BX whip +1,201

(for hardwiring)

See Page 6 for complete information on specifying power ports.

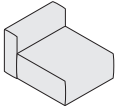
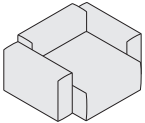
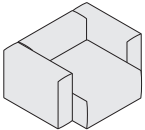
7. Textile

Yoom Rolled fabrics must be cut up the roll.

Yoom Rolled is designed to have a casual look and feel. It is meant to show wrinkling with most fabrics.

Refer to Stylex swatch cards and separately published in-graded fabric program to determine grades .

See General Information section in the main price list for CAL 133 Information.

						C.O.M. Fabric Upholstery Grades													
	Series	Style	Type	Dimensions	Ydg.	C.O.M	A	B	C	D	E	F	G	H	I	J	K	L	M
Single Full Chair Armless Rolled Front 	YM	8	123100	26"H x 43"D x 34"W	5.3	2,641	3,041	3,257	3,467	3,685	3,900	4,140	4,377	4,657	5,022	5,454	5,889	6,318	6,747
Single Full Chair with Low Arms Rolled Front 	YM	8	123151P	26"H x 43"D x 52"W	8.8	4,069	4,747	5,113	5,467	5,837	6,200	6,606	7,013	7,485	8,102	8,834	9,571	10,294	11,025
Single Full Chair with High Arms Rolled Front 	YM	8	123131P	26"H x 43"D x 52"W	9.4	4,353	5,065	5,447	5,819	6,207	6,590	7,018	7,435	7,933	8,582	9,348	10,123	10,884	11,643

To Order Follow Steps 1-5

1. Series/Style 2. Type

YM8

Yoom Rolled Front

113100 Single Full Chair Armless

113151P Single Full Chair with Low Arms

113131P Single Full Chair with High Arms

Blanket Zig Zag Bowtie

3. Seam Options

Seam Option

SS Single seam on all edges

SP Pinch seam on top edges

Single seam on side edges

SW Standard welt cord on all edges +10% of COM List

Decorative Stitch on top edges
(available on woven textiles only)

SSD1 Basket stitch over single seam +10% of COM List

SSD2 Zig Zag stitch over single seam +10% of COM List

SSD3 Bowtie stitch over single seam +10% of COM List

Thread color must be specified.

Reference Stylex/Stitching on Stylexseating.com for thread colors and stitch images.

4. Decorative Stitch Colors

01 White

02 Natural

03 Lemon

04 Pebble Beige

05 Dk Mahogany

06 Orange

07 Red

08 Purple

09 Pro Blue

10 Navy

11 Olive

12 Dark Green

13 Nickel

14 Dark Gray

15 Black

5. Glides/Casters/Legs

Glide Option

PG Plastic Glide
Recommended for easier movement on carpet.

FG Felt Glide
Recommended for easier movement on hard floors

RG Rubber Glide
Recommended for static positioning.

L1 Round Legs +149
Legs increase seating height by 2".
All standard Stylex powder paints and Polished Aluminum are available leg finish choices.

6. Options

G Ganging +00

C1X In-seat power port with 10' power cord +414

C2X In-seat power port with 20' power cord +444

W1X 12' BX whip (for hardwiring) +1,028

W2X 24' BX whip (for hardwiring) +1,201

See Page 6 for complete information on specifying power ports.

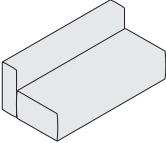
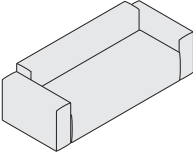
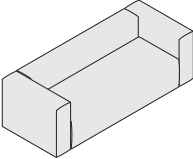
7. Textile

Yoom Rolled fabrics must be cut up the roll.

Yoom Rolled is designed to have a casual look and feel. It is meant to show wrinkling with most fabrics.

Refer to Stylex swatch cards and separately published in-graded fabric program to determine grades.

See General Information section in the main price list for CAL 133 Information.

						C.O.M. Fabric Upholstery Grades													
	Series	Style	Type	Dimensions	Ydg.	C.O.M	A	B	C	D	E	F	G	H	I	J	K	L	M
 Double Chair Armless Rolled Front	YM	8	143400	26"H x 34"D x 68"W	8.3	4,068	4,690	5,027	5,353	5,688	6,022	6,391	6,765	7,194	7,761	8,433	9,107	9,767	10,440
 Double Chair with Low Arms Rolled Front	YM	8	143451P	26"H x 34"D x 86"W	11.9	5,496	6,396	6,883	7,353	7,840	8,322	8,857	9,401	10,022	10,841	11,813	12,789	13,743	14,718
 Double Chair with High Arms Rolled Front	YM	8	143431P	26"H x 34"D x 86"W	12.3	5,780	6,714	7,217	7,705	8,210	8,712	9,269	9,823	10,470	11,321	12,327	13,341	14,333	15,336

To Order Follow Steps 1-5

1. Series/Style 2. Type

YM8

Yoom
Rolled Front

143400 Double Chair Armless
143451P Double Chair with Low Arms
143431P Double Chair with High Arms



3. Seam Options

Seam Option

SS Single seam on all edges
SP Pinch seam on top edges
Single seam on side edges
SW Standard welt cord on all edges +10% of COM List

Decorative Stitch on top edges
(available on woven textiles only)

SSD1 Basket stitch over single seam +10% of COM List
SSD2 Zig Zag stitch over single seam +10% of COM List
SSD3 Bowtie stitch over single seam +10% of COM List
Thread color must be specified.
Reference Stylex/Stitching on Stylexseating.com for thread colors and stitch images.



Blanket Zig Zag Bowtie

4. Decorative Stitch Colors 5. Glides/Casters/Legs

01 White
02 Natural
03 Lemon
04 Pebble Beige
05 Dk Mahogany
06 Orange
07 Red
08 Purple
09 Pro Blue
10 Navy
11 Olive
12 Dark Green
13 Nickel
14 Dark Gray
15 Black

Glide Option
PG Plastic Glide
Recommended for easier movement on carpet.
FG Felt Glide
Recommended for easier movement on hard floors
RG Rubber Glide
Recommended for static positioning.

L1

Round Legs
Legs increase seating height by 2".
All standard Stylex powder paints and Polished Aluminum are available leg finish choices.

+149

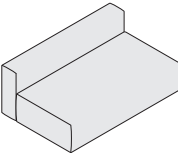
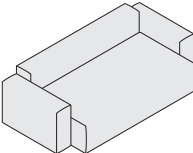
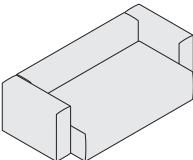
6. Options

G Ganging +00
C1X In-seat power port with 10' power cord +414
C2X In-seat power port with 20' power cord +444
W1X 12' BX whip (for hardwiring) +1,028
W2X 24' BX whip (for hardwiring) +1,201

See Page 6 for complete information on specifying power ports.

7. Textile

Yoom Rolled fabrics must be cut up the roll.
Yoom Rolled is designed to have a casual look and feel. It is meant to show wrinkling with most fabrics.
Refer to Stylex swatch cards and separately published in-graded fabric program to determine grades .
See General Information section in the main price list for CAL 133 Information.

						C.O.M. Fabric Upholstery Grades														
	Series	Style	Type	Dimensions	Ydg.	C.O.M	A	B	C	D	E	F	G	H	I	J	K	L	M	
<div>Double Full Chair Armless Rolled Front</div> <div></div>	YM	8	153400	26"H x 43"D x 68"W	9.4	4,639	5,261	5,598	5,923	6,259	6,594	6,963	7,335	7,765	8,333	9,004	9,678	10,339	11,012	
<div>Double Full Chair with Low Arms Rolled Front</div> <div></div>	YM	8	153451P	26"H x 43"D x 86"W	13.0	6,067	6,967	7,454	7,923	8,411	8,894	9,429	9,971	10,593	11,413	12,384	13,360	14,315	15,290	
<div>Double Full Chair with High Arms Rolled Front</div> <div></div>	YM	8	153431P	26"H x 43"D x 86"W	13.5	6,351	7,285	7,788	8,275	8,781	9,284	9,841	10,393	11,041	11,893	12,898	13,912	14,905	15,908	

To Order Follow Steps 1-5

1. Series/Style 2. Type

3. Seam Options

4. Decorative Stitch Colors 5. Glides/Casters/Legs

6. Options

7. Textile

YM9

Yoom Rolled Front

153400 Double Full Chair Armless

153451P Double Full Chair with Low Arms

153431P Double Full Chair with High Arms

Seam Option

SS Single seam on all edges
SP Pinch seam on top edges
Single seam on side edges
SW Standard welt cord on all edges +10% of COM List

Decorative Stitch on top edges
(available on woven textiles only)

SSD1 Basket stitch over single seam +10% of COM List
SSD2 Zig Zag stitch over single seam +10% of COM List
SSD3 Bowtie stitch over single seam +10% of COM List
Thread color must be specified.
Reference Stylex/Stitching on Stylexseating.com for thread colors and stitch images.

01 White
02 Natural
03 Lemon
04 Pebble Beige
05 Dk Mahogany
06 Orange
07 Red
08 Purple
09 Pro Blue
10 Navy
11 Olive
12 Dark Green
13 Nickel
14 Dark Gray
15 Black

Glide Option

PG Plastic Glide
Recommended for easier movement on carpet.
FG Felt Glide
Recommended for easier movement on hard floors
RG Rubber Glide
Recommended for static positioning.

L1 Round Legs

Legs increase seating height by 2".
All standard Stylex powder paints and Polished Aluminum are available leg finish choices.

G Ganging +00

C1X In-seat power port with 10' power cord +414

C2X In-seat power port with 20' power cord +444

W1X 12' BX whip (for hardwiring) +1,028

W2X 24' BX whip (for hardwiring) +1,201

Yoom Rolled fabrics must be cut up the roll.
Yoom Rolled is designed to have a casual look and feel. It is meant to show wrinkling with most fabrics.
Refer to Stylex swatch cards and separately published in-graded fabric program to determine grades.
See General Information section in the main price list for CAL 133 Information.

Blanket

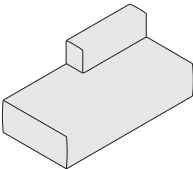
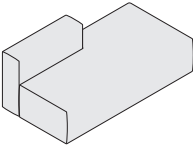
Zig Zag

Bowtie

See Page 6 for complete information on specifying power ports.

Yoom Rolled

Lounge
Chaise Right and Left

						C.O.M. Fabric Upholstery Grades													
	Series	Style	Type	Dimensions	Ydg.	C.O.M	A	B	C	D	E	F	G	H	I	J	K	L	M
Chaise Right Rolled Front 	YM	8	1631	26"H x 34"D x 68"W	7.2	3,925	4,456	4,743	5,021	5,310	5,597	5,915	6,228	6,601	7,085	7,658	8,235	8,802	9,374
Chaise Left Rolled Front 	YM	8	1731	26"H x 34"D x 68"W	7.2	3,925	4,456	4,743	5,021	5,310	5,597	5,915	6,228	6,601	7,085	7,658	8,235	8,802	9,374

To Order Follow Steps 1-5

1. Series/Style

YM9

Yoom Rolled Front

2. Type

1631 Chaise Right
1731 Chaise Left

3. Seam Options

Seam Option

SS Single seam on all edges
SP Pinch seam on top edges
Single seam on side edges
SW Standard welt cord on all edges +10% of COM List

Decorative Stitch on top edges
(available on woven textiles only)

SSD1 Basket stitch over single seam +10% of COM List
SSD2 Zig Zag stitch over single seam +10% of COM List
SSD3 Bowtie stitch over single seam +10% of COM List
Thread color must be specified.
Reference Stylex/Stitching on Stylexseating.com for thread colors and stitch images.

4. Decorative Stitch Colors

01 White
02 Natural
03 Lemon
04 Pebble Beige
05 Dk Mahogany
06 Orange
07 Red
08 Purple
09 Pro Blue
10 Navy
11 Olive
12 Dark Green
13 Nickel
14 Dark Gray
15 Black

5. Glides/Casters/Legs

Glide Option

PG Plastic Glide
Recommended for easier movement on carpet.
FG Felt Glide
Recommended for easier movement on hard floors
RG Rubber Glide
Recommended for static positioning.

L1 Round Legs

Legs increase seating height by 2".
All standard Stylex powder paints and Polished Aluminum are available leg finish choices.

6. Options

G Ganging +00

C1X In-seat power port with 10' power cord +414

C2X In-seat power port with 20' power cord +444

W1X 12' BX whip +1,028 (for hardwiring)

W2X 24' BX whip +1,201 (for hardwiring)

See Page 6 for complete information on specifying power ports.

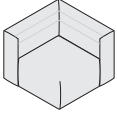
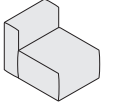
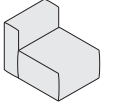
7. Textile

Yoom Rolled fabrics must be cut up the roll.
Yoom Rolled is designed to have a casual look and feel. It is meant to show wrinkling with most fabrics.
Refer to Stylex swatch cards and separately published in-graded fabric program to determine grades .
See General Information section in the main price list for CAL 133 Information.

Yoom Rolled

Lounge
Corner and Narrow Chair

21

						C.O.M. Fabric Upholstery Grades													
	Series	Style	Type	Dimensions	Ydg.	C.O.M	A	B	C	D	E	F	G	H	I	J	K	L	M
	Corner Chair Boxed Front Single Narrow Seat																		
	YM	9	13	26"H x 34"D x 34"W	1.7	1,214	1,338	1,403	1,468	1,535	1,601	1,673	1,745	1,831	1,943	2,075	2,209	2,339	2,471
	Corner Chair Rolled Front Corner Back																		
	YM	8	37	26"H x 34"D x 34"W	3.3	1,285	1,539	1,675	1,807	1,945	2,083	2,231	2,385	2,561	2,791	3,065	3,339	3,610	3,885
	YM	8	1333	26"H x 34"D x 25"W	4.0	2,000	2,303	2,463	2,622	2,785	2,949	3,132	3,309	3,520	3,799	4,123	4,452	4,775	5,101

To Order Follow Steps 1-5

YM9

Yoom
Rolled Front

1337 Corner Chair
1333 Narrow Chair

Seam Option
 SS Single seam on all edges
 SP Pinch seam on top edges
 Single seam on side edges
 SW Standard welt cord on all edges +10% of COM List

Decorative Stitch on top edges
 (available on woven textiles only)
 SSD1 Basket stitch over single seam +10% of COM List
 SSD2 Zig Zag stitch over single seam +10% of COM List
 SSD3 Bowtie stitch over single seam +10% of COM List
 Thread color must be specified.
 Reference Stylex/Stitching on Stylexseating.com for thread colors and stitch images.

01 White
 02 Natural
 03 Lemon
 04 Pebble Beige
 05 Dk Mahogany
 06 Orange
 07 Red
 08 Purple
 09 Pro Blue
 10 Navy
 11 Olive
 12 Dark Green
 13 Nickel
 14 Dark Gray
 15 Black

Glide Option
 PG Plastic Glide
 Recommended for easier movement on carpet.
 FG Felt Glide
 Recommended for easier movement on hard floors
 RG Rubber Glide
 Recommended for static positioning.




L1

Round Legs +149
 Legs increase seating height by 2".
 All standard Stylex powder paints and Polished Aluminum are available leg finish choices.


6. Options
 G Ganging +00
 C1X In-seat power port with 10' power cord +414
 C2X In-seat power port with 20' power cord +444
 W1X 12' BX whip (for hardwiring) +1,028
 W2X 24' BX whip (for hardwiring) +1,201

See Page 6 for complete information on specifying power ports.

7. Textile
 Yoom Rolled fabrics must be cut up the roll.
 Yoom Rolled is designed to have a casual look and feel. It is meant to show wrinkling with most fabrics.
 Refer to Stylex swatch cards and separately published in-graded fabric program to determine grades . See General Information section in the main price list for CAL 133 Information.

Blanket Zig Zag Bowtie



Yoom Rolled

Lounge
Single Chair with Right or Left Arm

						C.O.M. Fabric Upholstery Grades													
	Series	Style	Type	Dimensions	Ydg.	C.O.M	A	B	C	D	E	F	G	H	I	J	K	L	M
Single Chair with Right Low Arm Rolled Front	YM	8	113151R	26"H x 34"D x 43"W	6.2	3,069	3,542	3,801	4,048	4,305	4,561	4,845	5,126	5,456	5,888	6,400	6,916	7,419	7,930
Single Chair with Right High Arm Rolled Front	YM	8	113131R	26"H x 34"D x 43"W	6.4	3,211	3,701	3,968	4,224	4,490	4,756	5,051	5,337	5,680	6,128	6,657	7,192	7,714	8,239
Single Chair with Left Low Arm Rolled Front	YM	8	113151L	26"H x 34"D x 43"W	6.2	3,069	3,542	3,801	4,048	4,305	4,561	4,845	5,126	5,456	5,888	6,400	6,916	7,419	7,930
Single Chair with Left High Arm Rolled Front	YM	8	113131L	26"H x 34"D x 43"W	6.4	3,211	3,701	3,968	4,224	4,490	4,756	5,051	5,337	5,680	6,128	6,657	7,192	7,714	8,239

To Order Follow Steps 1-5

1. Series/Style 2. Type

YM8

Yoom Rolled Front

113151R Single Chair with Right Low Arm

113131R Single Chair with Right High Arm

113151L Single Chair with Left Low Arm

113131L Single Chair with Left High Arm

3. Seam Options

Seam Option

SS Single seam on all edges

SP Pinch seam on top edges

Single seam on side edges

SW Standard welt cord on all edges +10% of COM List

Decorative Stitch on top edges (available on woven textiles only)

SSD1 Basket stitch over single seam +10% of COM List

SSD2 Zig Zag stitch over single seam +10% of COM List

SSD3 Bowtie stitch over single seam +10% of COM List

Thread color must be specified.

Reference Stylex/Stitching on Stylexseating.com for thread colors and stitch images.



4. Decorative Stitch Colors 5. Glides/Casters/Legs

01 White

02 Natural

03 Lemon

04 Pebble Beige

05 Dk Mahogany

06 Orange

07 Red

08 Purple

09 Pro Blue

10 Navy

11 Olive

12 Dark Green

13 Nickel

14 Dark Gray

15 Black

Glide Option

PG Plastic Glide

Recommended for easier movement on carpet.

FG Felt Glide

Recommended for easier movement on hard floors

RG Rubber Glide

Recommended for static positioning.

L1

Round Legs

Legs increase seating height by 2".

All standard Stylex powder paints and Polished Aluminum are available leg finish choices.

+149

6. Options

G Ganging +00

C1X In-seat power port with 10' power cord +414

C2X In-seat power port with 20' power cord +444

W1X 12' BX whip (for hardwiring) +1,028

W2X 24' BX whip (for hardwiring) +1,201

See Page 6 for complete information on specifying power ports.

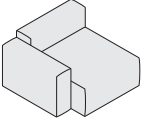
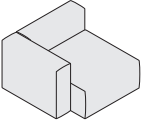
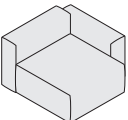
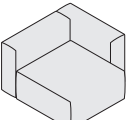
7. Textile

Yoom Rolled fabrics must be cut up the roll.

Yoom Rolled is designed to have a casual look and feel. It is meant to show wrinkling with most fabrics.

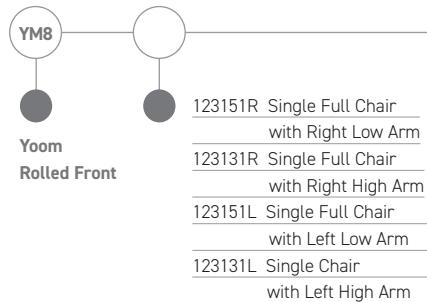
Refer to Stylex swatch cards and separately published in-graded fabric program to determine grades .

See General Information section in the main price list for CAL 133 Information.

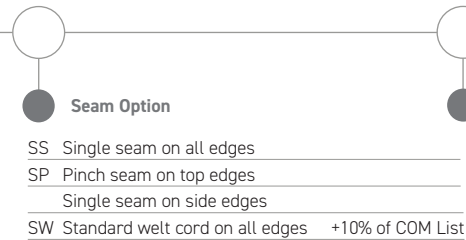
						C.O.M. Fabric Upholstery Grades													
	Series	Style	Type	Dimensions	Ydg.	C.O.M	A	B	C	D	E	F	G	H	I	J	K	L	M
Single Full Chair with Right Low Arm Rolled Front 	YM	8	123151R	26"H x 43"D x 43"W	7.0	3,355	3,894	4,185	4,467	4,761	5,050	5,373	5,695	6,071	6,562	7,144	7,730	8,306	8,886
Single Full Chair with Right High Arm Rolled Front 	YM	8	123131R	26"H x 43"D x 43"W	7.3	3,497	4,053	4,352	4,643	4,946	5,245	5,579	5,906	6,295	6,802	7,401	8,006	8,601	9,195
Single Full Chair with Left Low Arm Rolled Front 	YM	8	123151L	26"H x 43"D x 43"W	7.0	3,355	3,894	4,185	4,467	4,761	5,050	5,373	5,695	6,071	6,562	7,144	7,730	8,306	8,886
Single Full Chair with Left High Arm Rolled Front 	YM	8	123131L	26"H x 43"D x 43"W	7.3	3,497	4,053	4,352	4,643	4,946	5,245	5,579	5,906	6,295	6,802	7,401	8,006	8,601	9,195

To Order Follow Steps 1-5

1. Series/Style 2. Type



3. Seam Options



Decorative Stitch on top edges
(available on woven textiles only)

SSD1 Basket stitch over single seam +10% of COM List

SSD2 Zig Zag stitch over single seam +10% of COM List

SSD3 Bowtie stitch over single seam +10% of COM List

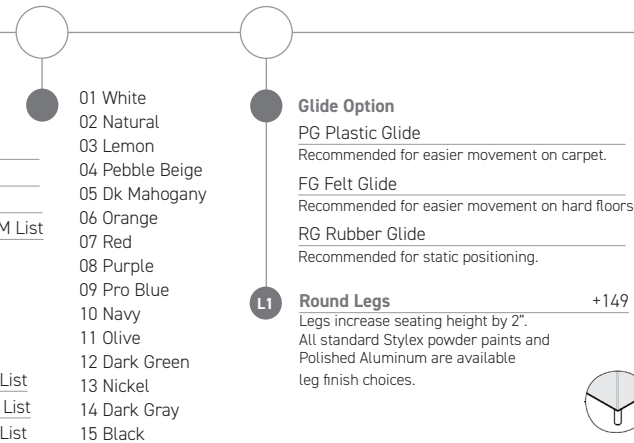
Thread color must be specified.

Reference Stylex/Stitching on Stylexseating.com for thread colors and stitch images.

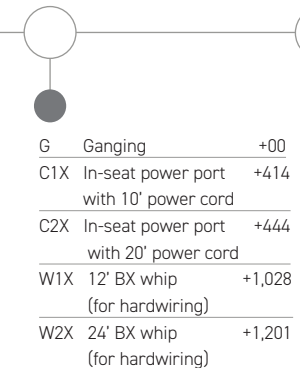


Blanket Zig Zag Bowtie

4. Decorative Stitch Colors 5. Glides/Casters/Legs



6. Options



See Page 6 for complete information on specifying power ports.

7. Textile

Yoom Rolled fabrics must be cut up the roll.

Yoom Rolled is designed to have a casual look and feel. It is meant to show wrinkling with most fabrics.

Refer to Stylex swatch cards and separately published in-graded fabric program to determine grades .

See General Information section in the main price list for CAL 133 Information.