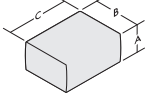
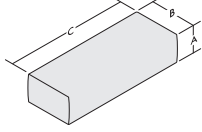
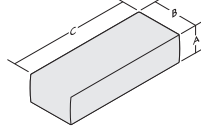
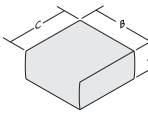
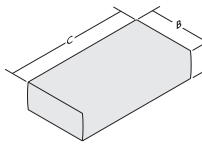
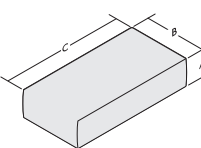
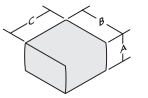
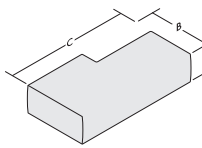
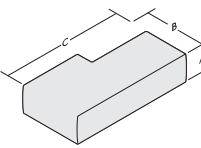
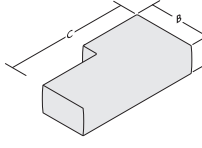
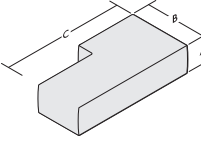


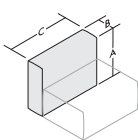
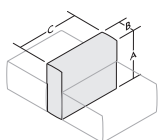
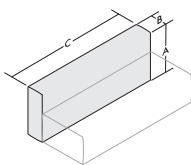
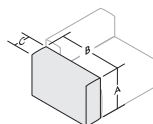
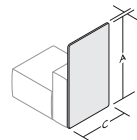
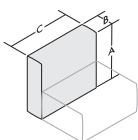
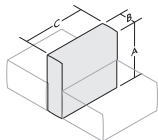
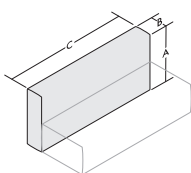
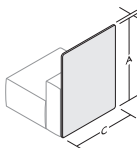
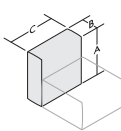
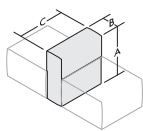
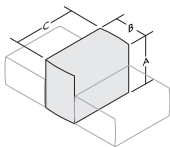
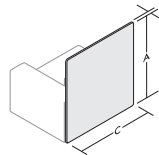
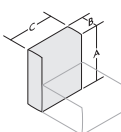
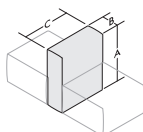
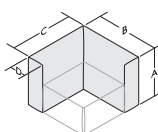
stylex

Yoom Rolled Soft

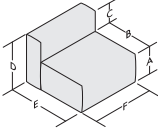
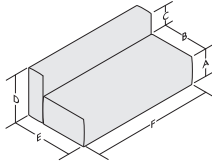
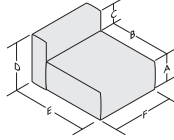
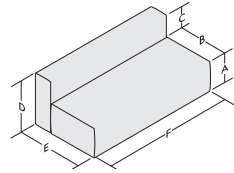
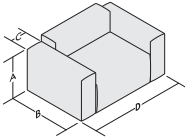
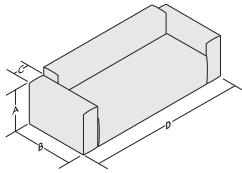
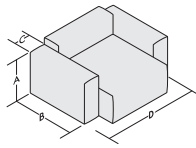
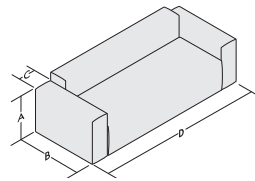
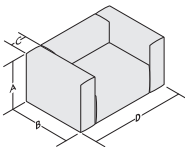
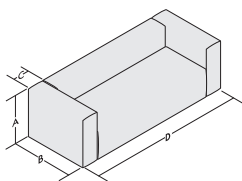
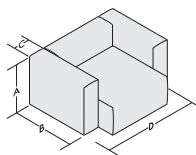
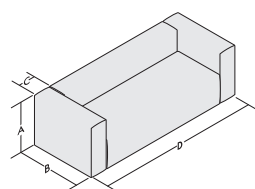
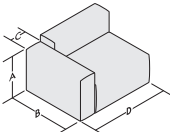
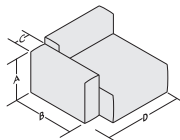
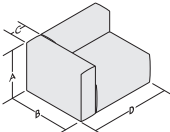
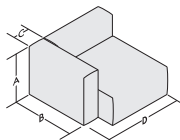
PRICE LIST
Effective November 1, 2022

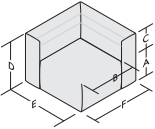
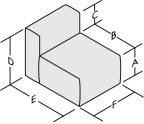
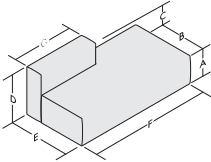
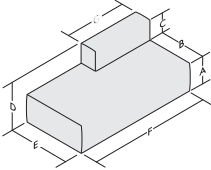
Seat	Single	Double Seat/Chaise Seat	Double Seat/Chaise Seat	General Information
Dimensions/ Overview A. Height B. Depth C. Width	Seat A. 15" B. 25" C. 34" 	Double Seat A. 15" B. 25" C. 68" 	Double Seat A. 15" B. 25" C. 68" 	Design Stylex/Anthony Land Construction Internal frames are built from 5/8" PS 1-09 certified plywood. All surfaces are covered with foam of varying thicknesses and densities, depending on the particular unit. Chairs incorporate Dymetrol webbing in the seat for added comfort. Yoom Soft has a down-feather cover encasing the upholstery foam for a softer appearance and more relaxed fit. Ganging All individual units may be connected to one another with the use of a forked latch system. Glides Yoom Rolled Soft is available with 3 glide options: plastic, rubber, and felt. Casters Yoom single seats and chairs (without arms) are available with 2 caster options: hard and soft. Power Optional power receptacle offers three exposed power ports: 2 USB 2.1A ports and a standard, grounded 3-prong electrical outlet. Testing Manufactured to comply with ANSI/ BIFMA X5.4 Lounge Seating Tests. Environment Greenguard Certified.
Full Seat A. Height B. Depth C. Width	Single Full Seat A. 15" B. 34" C. 34" 	Double Full Seat A. 15" B. 34" C. 68" 	Double Full Seat A. 15" B. 34" C. 68" 	
A. Height B. Depth C. Width	Narrow Seat A. 15" B. 25" C. 25" 	Chaise Right A. 15" B. 34" C. 68" 	Chaise Right A. 15" B. 34" C. 68" 	
A. Height B. Depth C. Width		Chaise Left A. 15" B. 34" C. 68" 	Chaise Left A. 15" B. 34" C. 68" 	





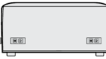
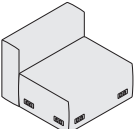
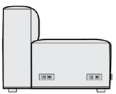

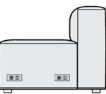

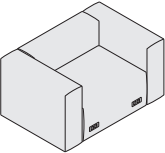




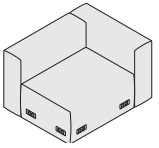
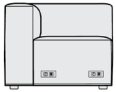
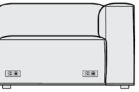

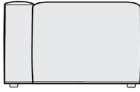
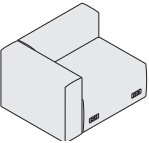

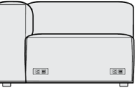
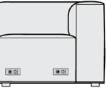

Please note that there is 1" of clearance between the floor and all Yoom components.

Dimensions / Overview	Single Back	Single Thin	Double Back	Arm	Screens	General Information
A. Height B. Depth C. Width	Single Back A. 26" B. 9" C. 34" 	Single Thin Back to Back A. 26" B. 9" C. 34" 	Double Back A. 26" B. 9" C. 68" 	Single Low Arm A. 22" B. 34" C. 9" 	25" Privacy Screen A. 45" B. 1.5" C. 25" 	Design Stylex/Anthony Land Construction Internal frames are built from 5/8" PS 1-09 certified plywood. All surfaces are covered with foam of varying thicknesses and densities, depending on the particular unit. Chairs incorporate Dymetrol webbing in the seat for added comfort. Yoom Soft has a down-feather cover encasing the upholstery foam for a softer appearance and more relaxed fit. Ganging All individual units may be connected to one another with the use of a forked latch system. Glides Yoom Rolled Soft is available with 3 glide options: plastic, rubber, and felt. Casters Yoom single seats and chairs (without arms) are available with 2 caster options: hard and soft. Power Optional power receptacle offers three exposed power ports: 2 USB 2.1A ports and a standard, grounded 3-prong electrical outlet. Testing Manufactured to comply with ANSI/ BIFMA X5.4 Lounge Seating Tests. Environment Greenguard Certified.
A. Height B. Depth C. Width	Single High Back A. 30" B. 9" C. 34" 	Single High Thin Back to Back A. 30" B. 9" C. 34" 	Double High Back A. 30" B. 9" C. 68" 		34" Privacy Screen A. 45" B. 1.5" C. 34" 	
A. Height B. Depth C. Width	Single Narrow Back A. 26" B. 9" C. 25" 	Single Narrow Thin Back to Back A. 26" B. 9" C. 25" 	Back to Back A. 26" B. 18" C. 34" 		43" Privacy Screen A. 45" B. 1.5" C. 43" 	
A. Height B. Depth C. Width D. Depth of back	Single Narrow High Back A. 30" B. 9" C. 25" 	Single Narrow High Thin Back to Back A. 30" B. 9" C. 25" 	Corner Back A. 26" B. 34" C. 34" D. 9" 			

Please note that there is 1" of clearance between the floor and all Yoom components.

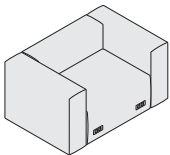
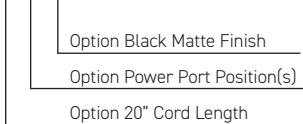
Dimensions / Overview	Single Chair	Double Chair	Single Full Chair	Double Full Chair	General Information
Armless Chair A. Seat Height B. Seat Depth C. Seat Width D. Overall Height E. Overall Depth F. Overall Width	Single Chair Armless A. 15" B. 25" C. 11" D. 26" E. 34" F. 34" 	Double Chair Armless A. 15" B. 25" C. 11" D. 26" E. 34" F. 68" 	Single Full Chair Armless A. 15" B. 34" C. 11" D. 26" E. 43" F. 34" 	Double Full Chair Armless A. 15" B. 34" C. 11" D. 26" E. 43" F. 68" 	Design Stylex/Anthony Land Construction Internal frames are built from 5/8" PS 1-09 certified plywood. All surfaces are covered with foam of varying thicknesses and densities, depending on the particular unit. Chairs incorporate Dymetrol webbing in the seat for added comfort. Yoom Soft has a down-feather cover encasing the upholstery foam for a softer appearance and more relaxed fit.
Arm Low A. Arm Height B. Arm Depth C. Arm Width D. Overall Width Arms	Single Chair Low Arms A. 22" B. 34" C. 9" D. 52" 	Double Chair Low Arms A. 22" B. 34" C. 9" D. 86" 	Single Full Chair Low Arms A. 22" B. 34" C. 9" D. 52" 	Double Full Chair Low Arms A. 22" B. 34" C. 9" D. 86" 	Ganging All individual units may be connected to one another with the use of a forked latch system. Glides Yoom Rolled Soft is available with 3 glide options: plastic, rubber, and felt.
Arm High A. Arm Height B. Arm Depth C. Arm Width D. Overall Width Arms	Single Chair High Arms A. 26" B. 34" C. 9" D. 52" 	Double Chair High Arms A. 26" B. 34" C. 9" D. 86" 	Single Full Chair High Arms A. 15" B. 34" C. 11" D. 52" 	Double Full Chair High Arms A. 26" B. 34" C. 9" D. 86" 	Casters Yoom single seats and chairs (without arms) are available with 2 caster options: hard and soft. Power Optional power receptacle offers three exposed power ports: 2 USB 2.1A ports and a standard, grounded 3-prong electrical outlet.
Arm Low Right or Left A. Arm Height B. Arm Depth C. Arm Width D. Overall Width with Arm	Single Chair with Right Low Arm A. 22" B. 34" C. 9" D. 43" 		Single Full Chair with Right Low Arm A. 22" B. 34" C. 9" D. 43" 		Testing Manufactured to comply with ANSI/ BIFMA X5.4 Lounge Seating Tests.
Arm High Right or Left A. Arm Height B. Arm Depth C. Arm Width D. Overall Width with Arms	Single Chair with Right High Arm A. 22" B. 34" C. 9" D. 43" 		Single Full Chair with Right High Arm A. 26" B. 34" C. 9" D. 43" 		Environment Greenguard Certified.

Dimensions / Overview	Corner Chair	Single Narrow Chair	Chaise Left	Chaise Right	General Information
<div>Chair</div> <div>A. Seat Height</div> <div>B. Seat Depth</div> <div>C. Seat Width</div> <div>D. Overall Height</div> <div>E. Overall Depth</div> <div>F. Overall Width</div> <div>G. Back Width</div>	<div>Corner Chair</div> <div>A. 15"</div> <div>B. 25"</div> <div>C. 11"</div> <div>D. 26"</div> <div>E. 34"</div> <div>F. 34"</div> <div></div>	<div>Single Narrow Chair</div> <div>A. 15"</div> <div>B. 25"</div> <div>C. 11"</div> <div>D. 26"</div> <div>E. 34"</div> <div>F. 25"</div> <div></div>	<div>Chaise Left</div> <div>A. 15"</div> <div>B. 25"</div> <div>C. 11"</div> <div>D. 26"</div> <div>E. 34"</div> <div>F. 68"</div> <div>G. 34"</div> <div></div>	<div>Chaise Right</div> <div>A. 15"</div> <div>B. 25"</div> <div>C. 11"</div> <div>D. 26"</div> <div>E. 34"</div> <div>F. 68"</div> <div>G. 34"</div> <div></div>	<div>Design</div> <div>Stylex/Anthony Land</div> <div>Construction</div> <div>Internal frames are built from 5/8" PS 1-09 certified plywood. All surfaces are covered with foam of varying thicknesses and densities, depending on the particular unit. Chairs incorporate Dymetrol webbing in the seat for added comfort. Yoom Soft has a down-feather cover encasing the upholstery foam for a softer appearance and more relaxed fit.</div> <div>Ganging</div> <div>All individual units may be connected to one another with the use of a forked latch system.</div> <div>Glides</div> <div>Yoom Rolled Soft is available with 3 glide options: plastic, rubber, and felt.</div> <div>Casters</div> <div>Yoom single seats and chairs (without arms) are available with 2 caster options: hard and soft.</div> <div>Power</div> <div>Optional power receptacle offers three exposed power ports: 2 USB 2.1A ports and a standard, grounded 3-prong electrical outlet.</div> <div>Testing</div> <div>Manufactured to comply with ANSI/ BIFMA X5.4 Lounge Seating Tests.</div> <div>Environment</div> <div>Greenguard Certified.</div>

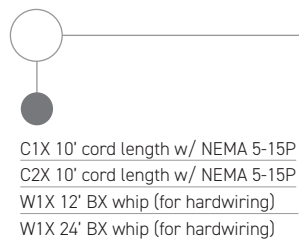
Dimensions / Overview	Single Chair	Double Chair	Single Full Chair	Double Full Chair	General Information
Single Seat 	Position 5 C15/C25 	Position 4 C14/C24 Position 3 C13/C23  Position 2 C12/C22 Position 1 C11/C21  Position 8 C18/C28 Position 6 C16/C26  Position 7 C17/C27			Design In-Seat Power Ports With 10' Or 20' Cord Power Port Cord Length and Harness End C1X has a 10' power cord w/ NEMA 5-15P C2X has a 20' Power cord w/ NEMA 5-15P W1X 12' BX whip (for hardwiring) W1X 24' BX whip (for hardwiring) Power Port Location The power port location is determined by its last digit. Examples: • A C14 power port has a 10' power cord and is located on the right side of a chair, as determined from a seated position, or the right forward position of a bench. • A C21 power port has a 20' power cord and is located on the left side of a chair, as determined from a seated position, or the left forward position of a bench. Multiple power ports may be ordered per unit. The pricing shown is for each power port ordered. In-Seat Power Port Finish Select power port finish from one of the standard Stylex powder paints. Power In Chairs And Benches Power receptacle offers three exposed power ports: 2 USB 2.1A ports and a standard, grounded 3-prong electrical outlet.
Single Chair 	Position 5 C15/C25 	Position 4 C14/C24 Position 3 C13/C23  Position 2 C12/C22 Position 1 C11/C21  Position 8 C18/C28 No Parts 			
Chair w/ Arms 	No Ports 	Position 3 C13/C23  Position 2 C12/C22 No Ports 		No Ports 	
Single Chair w/ Left Arm 	Position 5 C15/C25 	Position 4 C14/C24 Position 3 C13/C23  Position 2 C12/C22 No Parts 		No Ports 	
Single Seat w/ Right Arm 	No Ports 	Position 3 C13/C23  Position 2 C12/C22 Position 1 C11/C21  Position 8 C18/C28 No Ports 			

Power Port Ordering: To Order Follow Steps 1-4

Example: C2 3 BM



1. Length and Harness End

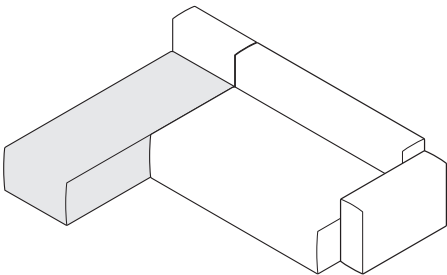
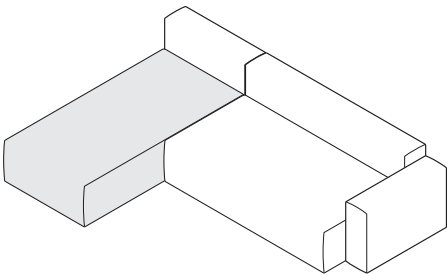
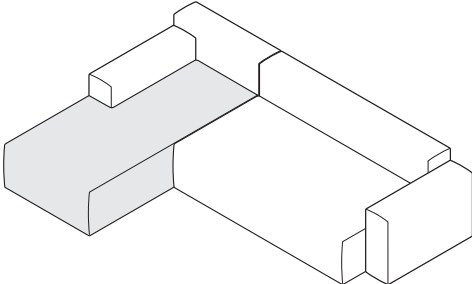


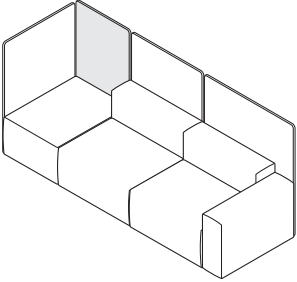
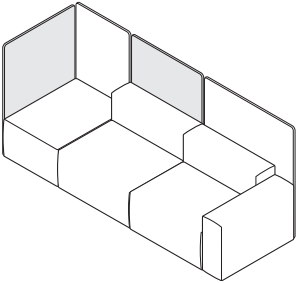
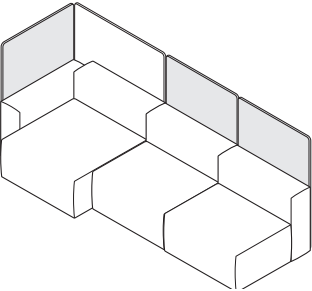
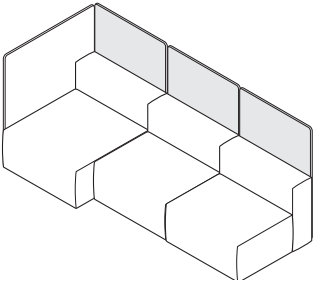
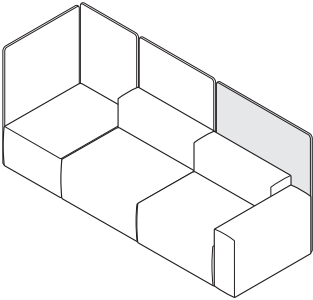
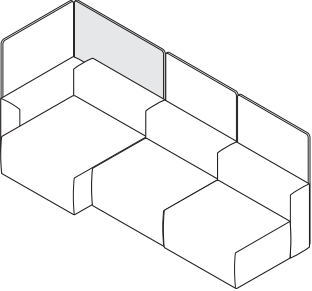
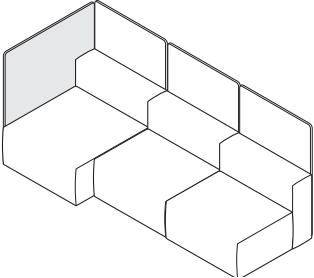
2. Position



3. Option Power Port Finish

BL Blue	FG Forest Green	RD Red
BM Black Matte	LG Light Gray	RO Red Orange
BR Brass	MG Meadow Green	RR Rusty Red
BT Black Twilight	MK Milk	SB Soft Blue
CP Champagne	MS Metallic Silver	SD Sand
DB Dark Bronze	NK Nickel	TC Terracotta
DG Dark Gray	NV Navy	TP Taupe
DP Dusty Pink	OR Orange	TS Textured Slate
	PY Pale Yellow	YL Yellow


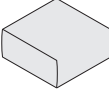

		General Information
<div>Double Seat - Rolled Side</div> 	<div>Rolled Side</div> <p>The option of a 'Rolled Side' is offered on Double Seats, Double Full Seats, Chaise Right, and Chaise Left units capping the end of a layout. Seam direction is altered from the standard 'Rolled Front' for a consistent pattern with adjacent seats. This enables striped and patterned fabrics to line up across units. Please refer to the sample layouts on this page as a reference for each 'Rolled Side' unit. Selection of rolled side units will be reviewed and suggested by Stylex per customer layout. Refer to page 8 for pricing information.</p>	
<div>Double Full Seat - Rolled Side</div> 		
<div>Chaise Right - Rolled Side</div> 		

			General Information
			<div>YM061 - Privacy Screen (25")</div> <div>Privacy Screens Yoom Privacy Screens are field installed and can be installed on seats, backs and arms. They can be used to provide privacy and definition to the space or can be directly used as a back with throw pillows in lieu of the traditional Yoom Backs or Back to Backs. Three different privacy screen widths have been created to keep pace with the specifiers creativity.</div>
			<div>YM062 - Privacy Screens (34")</div>
			<div>YM063 - Privacy Screens (43")</div>

Yoom Rolled Soft

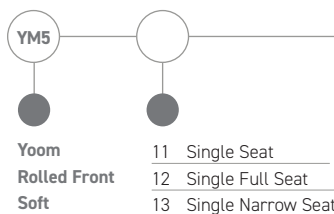
Lounge
Rolled Front - Single Seat

9

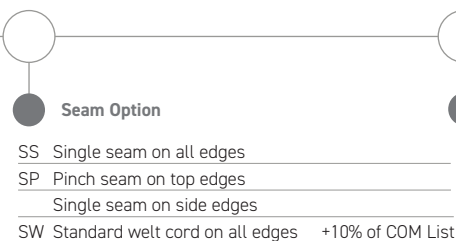
							C.O.M. Fabric Upholstery Grades													C.O.L.					Leather Upholstery Grades				
	Series	Style	Type	Dimensions	Ydg.	Sq. ft.	C.O.M	A	B	C	D	E	F	G	H	I	J	K	L	M		W	X	Y	E1	E2			
	Single Seat	YM	5	11	15"H x 25"D x 34"W	2.5	40	1,673	1,854	1,955	2,051	2,150	2,249	2,359	2,468	2,594	2,760	2,958	3,158	3,352	3,550		2,802	3,095	4,042	4,439	5,510		
	Single Full Seat	YM	5	12	15"H x 34"D x 34"L	3.3	48	2,110	2,359	2,493	2,623	2,759	2,894	3,042	3,191	3,365	3,592	3,863	4,134	4,400	4,670		3,457	3,808	4,939	5,409	6,685		
	Single Narrow Seat	YM	5	13	15"H x 25"D x 25"L	2.0	32	1,381	1,530	1,612	1,690	1,771	1,852	1,943	2,030	2,136	2,271	2,434	2,597	2,757	2,919		2,255	2,499	3,245	3,556	4,398		

To Order Follow Steps 1-7

1. Series/Style 2. Type

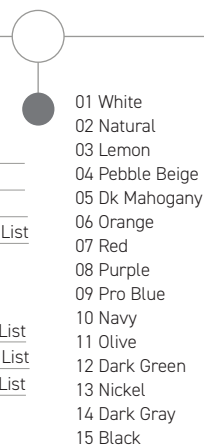


3. Seam Options

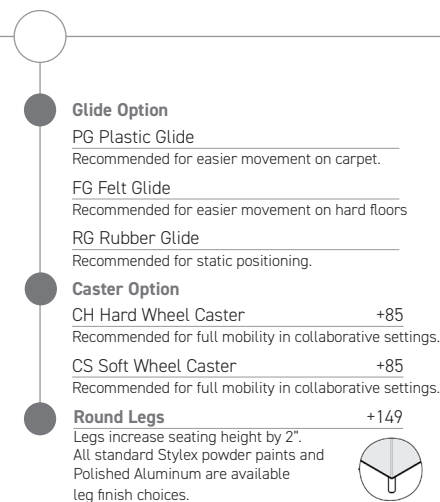


Basket Zig Zag Bowtie

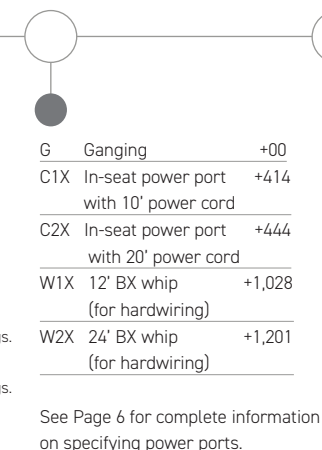
4. Decorative Stitch Colors



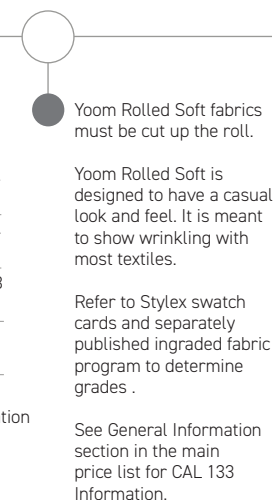
5. Glides/Casters/Legs



6. Options



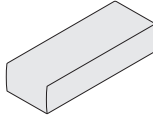
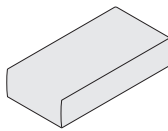
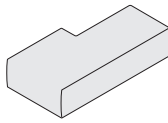
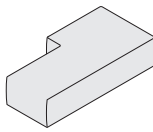
7. Textile



Yoom Rolled Soft

Lounge
Rolled Side - Double Seat / Chaise

10

							C.O.M. Fabric Upholstery Grades															Leather Upholstery Grades				
							C.O.L.																			
	Series	Style	Type	Dimensions	Ydg.	Sq. ft.	C.O.M	A	B	C	D	E	F	G	H	I	J	K	L	M	W	X	Y	E1	E2	
	Double Seat	YM	4	14	15"H x 25"D x 68"W	5.5	67	2,837	3,252	3,477	3,695	3,920	4,145	4,392	4,641	4,931	5,309	5,760	6,211	6,655	7,105	4,725	5,219	6,807	7,469	9,259
	Double Full Seat	YM	4	15	15"H x 34"D x 68"L	5.5	79	3,709	4,123	4,348	4,566	4,794	5,018	5,265	5,512	5,804	6,182	6,632	7,083	7,529	7,979	5,937	6,518	8,391	9,171	11,284
	Chaise Right	YM	4	16	15"H x 34"/25"D x 68"L	5.5	70	3,709	4,123	4,348	4,566	4,794	5,018	5,265	5,512	5,804	6,182	6,632	7,083	7,529	7,979	5,679	6,192	7,848	8,537	10,404
	Chaise Left	YM	4	17	15"H x 34"/25"D x 68"L	5.5	70	3,709	4,123	4,348	4,566	4,794	5,018	5,265	5,512	5,804	6,182	6,632	7,083	7,529	7,979	5,679	6,192	7,848	8,537	10,404




To Order Follow Steps 1-7

1. Series/Style 2. Type

YM4

Yoom Rolled Side Soft

14	Double Seat
15	Double Full Seat
16	Chaise Right
17	Chaise Left

Basket Zig Zag Bowtie

3. Seam Options

Seam Option

SS	Single seam on all edges	
SP	Pinch seam on top edges	
	Single seam on side edges	
SW	Standard welt cord on all edges	+10% of COM List

Decorative Stitch on top edges
(available on woven textiles only)

SSD1	Basket stitch over single seam	+10% of COM List
SSD2	Zig Zag stitch over single seam	+10% of COM List
SSD3	Bowtie stitch over single seam	+10% of COM List

Thread color must be specified.
Reference Stylex/Stitching on Stylexseating.com for thread colors and stitch images.

4. Decorative Stitch Colors

- 01 White
- 02 Natural
- 03 Lemon
- 04 Pebble Beige
- 05 Dk Mahogany
- 06 Orange
- 07 Red
- 08 Purple
- 09 Pro Blue
- 10 Navy
- 11 Olive
- 12 Dark Green
- 13 Nickel
- 14 Dark Gray
- 15 Black

5. Glides/Casters/Legs

Glide Option


PG Plastic Glide	
Recommended for easier movement on carpet.	
FG Felt Glide	
Recommended for easier movement on hard floors	
RG Rubber Glide	
Recommended for static positioning.	

Caster Option

CH Hard Wheel Caster	+85
Recommended for full mobility in collaborative settings.	
CS Soft Wheel Caster	+85
Recommended for full mobility in collaborative settings.	

L1 Round Legs +149

Legs increase seating height by 2".
All standard Stylex powder paints and Polished Aluminum are available leg finish choices.



6. Options

G	Ganging	+00
C1X	In-seat power port with 10' power cord	+414
C2X	In-seat power port with 20' power cord	+444
W1X	12' BX whip (for hardwiring)	+1,028
W2X	24' BX whip (for hardwiring)	+1,201

See Page 6 for complete information on specifying power ports.

7. Textile

Yoom Rolled Soft fabrics must be cut up the roll.

Yoom Rolled Soft is designed to have a casual look and feel. It is meant to show wrinkling with most textiles.

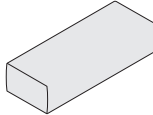
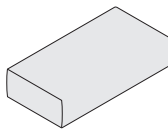
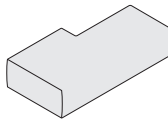
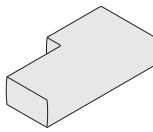
Refer to Stylex swatch cards and separately published ingraded fabric program to determine grades.

See General Information section in the main price list for CAL 133 Information.

Yoom Rolled Soft

Lounge
Rolled Front - Double Seat / Chaise

11

							C.O.M. Fabric Upholstery Grades													C.O.L.					Leather Upholstery Grades				
	Series	Style	Type	Dimensions	Ydg.	Sq. ft.	C.O.M	A	B	C	D	E	F	G	H	I	J	K	L	M	W	X	Y	E1	E2				
	Double Seat	YM	5	14	15"H x 25"D x 68"W	4.4	67	2,837	3,159	3,335	3,506	3,682	3,858	4,051	4,243	4,469	4,765	5,117	5,468	5,816	6,166	4,725	5,219	6,807	7,469	9,259			
	Double Full Seat	YM	5	15	15"H x 34"D x 68"L	5.5	79	3,709	4,115	4,336	4,549	4,770	4,992	5,236	5,478	5,761	6,132	6,574	7,016	7,451	7,892	5,937	6,518	8,391	9,171	11,284			
	Chaise Right	YM	5	16	15"H x 34"/25"D x 68"L	5.0	70	3,709	4,090	4,298	4,498	4,707	4,914	5,140	5,369	5,638	5,984	6,398	6,812	7,223	7,637	5,679	6,192	7,848	8,537	10,404			
	Chaise Left	YM	5	17	15"H x 34"/25"D x 68"L	5.0	70	3,709	4,090	4,298	4,498	4,707	4,914	5,140	5,369	5,638	5,984	6,398	6,812	7,223	7,637	5,679	6,192	7,848	8,537	10,404			




To Order Follow Steps 1-7

1. Series/Style 2. Type

YM5

Yoom Rolled Front Soft

14 Double Seat
15 Double Full Seat
16 Chaise Right
17 Chaise Left

 Basket
 Zig Zag
 Bowtie

3. Seam Options

Seam Option

SS Single seam on all edges
SP Pinch seam on top edges
Single seam on side edges
SW Standard welt cord on all edges +10% of COM List

Decorative Stitch on top edges
(available on woven textiles only)

SSD1 Basket stitch over single seam +10% of COM List
SSD2 Zig Zag stitch over single seam +10% of COM List
SSD3 Bowtie stitch over single seam +10% of COM List

Thread color must be specified.
Reference Stylex/Stitching on Stylexseating.com for thread colors and stitch images.

4. Decorative Stitch Colors

01 White
02 Natural
03 Lemon
04 Pebble Beige
05 Dk Mahogany
06 Orange
07 Red
08 Purple
09 Pro Blue
10 Navy
11 Olive
12 Dark Green
13 Nickel
14 Dark Gray
15 Black

5. Glides/Casters/Legs

Glide Option

PG Plastic Glide
Recommended for easier movement on carpet.
FG Felt Glide
Recommended for easier movement on hard floors
RG Rubber Glide
Recommended for static positioning.

Caster Option

CH Hard Wheel Caster +85
Recommended for full mobility in collaborative settings.
CS Soft Wheel Caster +85
Recommended for full mobility in collaborative settings.

L1 Round Legs +149
Legs increase seating height by 2".
All standard Stylex powder paints and Polished Aluminum are available leg finish choices.

6. Options

G Ganging +00
C1X In-seat power port with 10' power cord +414
C2X In-seat power port with 20' power cord +444
W1X 12' BX whip +1,028 (for hardwiring)
W2X 24' BX whip +1,201 (for hardwiring)

See Page 6 for complete information on specifying power ports.

7. Textile

Yoom Rolled Soft fabrics must be cut up the roll.

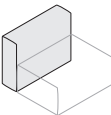
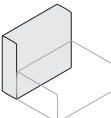
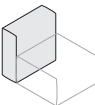
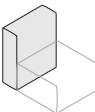
Yoom Rolled Soft is designed to have a casual look and feel. It is meant to show wrinkling with most textiles.

Refer to Stylex swatch cards and separately published ingraded fabric program to determine grades.

See General Information section in the main price list for CAL 133 Information.

Yoom Rolled Soft

Lounge
Rolled Front - Single Back

							C.O.M. Fabric Upholstery Grades														C.O.L.					Leather Upholstery Grades				
	Series	Style	Type	Dimensions	Ydg.	Sq. ft.	C.O.M	A	B	C	D	E	F	G	H	I	J	K	L	M	W	X	Y	E1	E2					
	Single Back	YM	5	31	26"H x 9"D x 34"W	2.1	33	1,092	1,248	1,335	1,416	1,501	1,589	1,683	1,777	1,888	2,030	2,201	2,374	2,542	2,713	2,009	2,247	3,019	3,340	4,209				
	Single High Back	YM	5	32	30"H x 9"D x 34"W	2.3	37	1,200	1,375	1,470	1,561	1,655	1,749	1,852	1,959	2,079	2,240	2,427	2,617	2,804	2,994	2,238	2,508	3,377	3,741	4,724				
	Single Narrow Back	YM	5	33	26"H x 9"D x 25"W	2.1	26	1,018	1,175	1,261	1,344	1,429	1,516	1,611	1,702	1,814	1,959	2,129	2,300	2,470	2,641	1,742	1,931	2,537	2,791	3,475				
	Single Narrow High	YM	5	38	30"H x 9"D x 25"W	1.8	23	1,177	1,307	1,379	1,448	1,518	1,590	1,666	1,745	1,837	1,956	2,095	2,238	2,377	2,519	2,075	2,309	3,064	3,376	4,227				

To Order Follow Steps 1-7

1. Series/Style 2. Type

YM5

Yoom
Rolled Front
Soft

31 Single Back

32 Single High Back

33 Single Narrow Back

38 Single Narrow High Back

3. Seam Options

Seam Option

SS Single seam on all edges

SP Pinch seam on top edges

Single seam on side edges

SW Standard welt cord on all edges +10% of COM List

Decorative Stitch on top edges
(available on woven textiles only)

SSD1 Basket stitch over single seam +10% of COM List

SSD2 Zig Zag stitch over single seam +10% of COM List

SSD3 Bowtie stitch over single seam +10% of COM List

Thread color must be specified.

Reference Stylex/Stitching on Stylexseating.com for thread colors and stitch images.

4. Decorative Stitch Colors

01 White

02 Natural

03 Lemon

04 Pebble Beige

05 Dk Mahogany

06 Orange

07 Red

08 Purple

09 Pro Blue

10 Navy

11 Olive

12 Dark Green

13 Nickel

14 Dark Gray

15 Black

7. Textile

Yoom Rolled Soft fabrics must be cut up the roll.

Yoom Rolled Soft is designed to have a casual look and feel. It is meant to show wrinkling with most textiles.

Refer to Stylex swatch cards and separately published ingraded fabric program to determine grades .

See General Information section in the main price list for CAL 133 Information.

Table with columns: Series, Style, Type, Dimensions, Ydg., Sq. ft., C.O.M. Fabric Upholstery Grades, C.O.L., and Leather Upholstery Grades. It lists four product variants: Single Thin Back to Back, Single High Thin Back to Back, Single Narrow Thin Back to Back, and Single Narrow High Thin Back to Back, each with a 3D diagram and a row of material and pricing data.

To Order Follow Steps 1-7

1. Series/Style 2. Type

Selection area for Series/Style and Type. Includes a circle for 'YM5' and a list of types: 39 Single Thin Back to Back, 40 Single High Thin Back to Back, 41 Single Narrow Thin Back to Back, and 42 Single Narrow High Thin Back to Back.

3. Seam Options

Selection area for Seam Options and Decorative Stitch. Includes a circle for 'Seam Option' with choices like SS (Single seam on all edges) and SP (Pinch seam on top edges). Also includes a circle for 'Decorative Stitch on top edges' with choices like SSD1 (Basket stitch) and SSD2 (Zig Zag stitch).

4. Decorative Stitch Colors

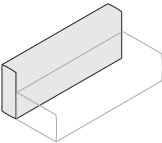
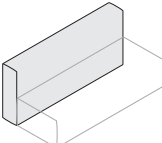
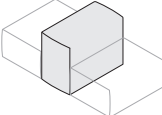
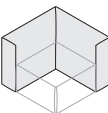
- List of 15 decorative stitch colors: 01 White, 02 Natural, 03 Lemon, 04 Pebble Beige, 05 Dk Mahogany, 06 Orange, 07 Red, 08 Purple, 09 Pro Blue, 10 Navy, 11 Olive, 12 Dark Green, 13 Nickel, 14 Dark Gray, 15 Black.

7. Textile

Yoom Rolled Soft fabrics must be cut up the roll. Yoom Rolled Soft is designed to have a casual look and feel. It is meant to show wrinkling with most textiles. Refer to Stylex swatch cards and separately published ingraded fabric program to determine grades. See General Information section in the main price list for CAL 133 Information.

Yoom Rolled Soft

Lounge
Rolled Front - Double Back

							C.O.M. Fabric Upholstery Grades													C.O.L.					Leather Upholstery Grades				
	Series	Style	Type	Dimensions	Ydg.	Sq. ft.	C.O.M	A	B	C	D	E	F	G	H	I	J	K	L	M	W	X	Y	E1	E2				
<div>Double Back</div> <div></div>	YM	5	34	26"H x 9"D x 68"W	4.1	57	2,036	2,343	2,511	2,672	2,838	3,005	3,188	3,372	3,588	3,865	4,200	4,535	4,862	5,195	3,649	4,071	5,424	5,989	7,517				
<div>Double High Back</div> <div></div>	YM	5	35	30"H x 9"D x 68"W	4.7	65	2,292	2,638	2,829	3,013	3,200	3,390	3,597	3,808	4,051	4,368	4,744	5,125	5,497	5,877	4,126	4,605	6,146	6,788	8,528				
<div>Single Back to Back</div> <div></div>	YM	5	36	26"H x 18"D x 34"W	3.2	38	1,381	1,623	1,754	1,878	2,010	2,141	2,285	2,427	2,597	2,817	3,078	3,340	3,596	3,858	2,439	2,713	3,600	3,969	4,970				
<div>Corner Back</div> <div></div>	YM	5	37	26"H x 34"D x 34"W	3.3	50	1,745	2,003	2,142	2,278	2,418	2,557	2,710	2,864	3,043	3,278	3,559	3,837	4,114	4,392	3,144	3,508	4,682	5,172	6,497				

To Order Follow Steps 1-5

1. Series/Style

YM5

Yoom Rolled Front Soft

2. Type

34 Double Back

35 Double High Back

36 Single Back to Back

37 Corner Back

3. Seam Options

Seam Option

SS Single seam on all edges

SP Pinch seam on top edges

Single seam on side edges

SW Standard welt cord on all edges +10% of COM List

Decorative Stitch on top edges

(available on woven textiles only)

SSD1 Basket stitch over single seam +10% of COM List

SSD2 Zig Zag stitch over single seam +10% of COM List

SSD3 Bowtie stitch over single seam +10% of COM List

Thread color must be specified.

Reference Stylex/Stitching on [Stylexseating.com](#) for thread colors and stitch images.

4. Decorative Stitch Colors

01 White

02 Natural

03 Lemon

04 Pebble Beige

05 Dk Mahogany

06 Orange

07 Red

08 Purple

09 Pro Blue

10 Navy

11 Olive

12 Dark Green

13 Nickel

14 Dark Gray

15 Black

5. Textile

Yoom Rolled Soft fabrics must be cut up the roll.

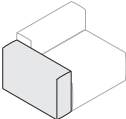
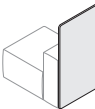
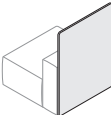
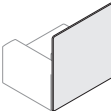
Yoom Rolled Soft is designed to have a casual look and feel. It is meant to show wrinkling with most textiles.

Refer to Stylex swatch cards and separately published ingraded fabric program to determine grades .

See General Information section in the main price list for CAL 133 Information.

Yoom Rolled Soft

Lounge
Rolled Front - Arm and Privacy Screens

							C.O.M. Fabric Upholstery Grades														C.O.L.					Leather Upholstery Grades				
	Series	Style	Type	Dimensions	Ydg.	Sq. ft.	C.O.M	A	B	C	D	E	F	G	H	I	J	K	L	M	W	X	Y	E1	E2					
	Single Low Arm	YM	5	51	22"H x 9"D x 34"W	1.9	30	909	1,050	1,128	1,202	1,278	1,353	1,439	1,523	1,623	1,749	1,902	2,055	2,209	2,361	1,822	2,063	2,829	3,149	4,014				
	25" Privacy Screen	YM	0	61	45"H x 1.5"D x 25"W	2.2		999	1,163	1,251	1,338	1,426	1,515	1,611	1,710	1,822	1,970	2,147	2,324	2,498	2,675									
	34" Privacy Screen	YM	0	62	45"H x 1.5"D x 34"W	3.0		1,285	1,504	1,625	1,741	1,860	1,980	2,111	2,242	2,397	2,596	2,836	3,075	3,310	3,549									
	43" Privacy Screen	YM	0	63	45"H x 1.5"D x 43"W	3.8		1,570	1,848	1,998	2,143	2,294	2,445	2,610	2,776	2,970	3,221	3,523	3,824	4,120	4,420									

To Order Follow Steps 1-5

1. Series/Style

YM

Yoom Rolled Front Soft

2. Type

551 Single Low Arm
061 25" Privacy Screen
062 34" Privacy Screen
063 43" Privacy Screen

3. Seam Options

Seam Option

SS Single seam on all edges
SP Pinch seam on top edges
Single seam on side edges
SW Standard welt cord on all edges +10% of COM List

Decorative Stitch on top edges
(available on woven textiles only)

SSD1 Basket stitch over single seam +10% of COM List
SSD2 Zig Zag stitch over single seam +10% of COM List
SSD3 Bowtie stitch over single seam +10% of COM List
Thread color must be specified.
Reference Stylex/Stitching on [Stylexseating.com](#) for thread colors and stitch images.

4. Decorative Stitch Colors

01 White
02 Natural
03 Lemon
04 Pebble Beige
05 Dk Mahogany
06 Orange
07 Red
08 Purple
09 Pro Blue
10 Navy
11 Olive
12 Dark Green
13 Nickel
14 Dark Gray
15 Black

5. Textile

Yoom Rolled Soft fabrics must be cut up the roll.

Yoom Rolled Soft is designed to have a casual look and feel. It is meant to show wrinkling with most textiles.

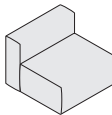
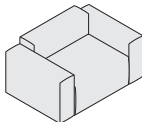
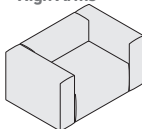
Refer to Stylex swatch cards and separately published ingraded fabric program to determine grades .

See General Information section in the main price list for CAL 133 Information.

Yoom Rolled Soft

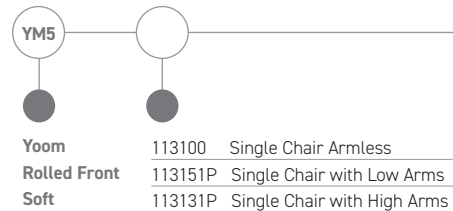
Lounge
Rolled Front - Single Chairs

16

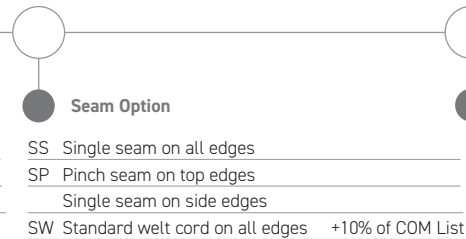
							C.O.M. Fabric Upholstery Grades														C.O.L.					Leather Upholstery Grades				
	Series	Style	Type	Dimensions	Ydg.	Sq. ft.	C.O.M	A	B	C	D	E	F	G	H	I	J	K	L	M		W	X	Y	E1	E2				
	Single Chair Armless	YM	5	113100	26"H x 34"D x 34"W	4.4	73	2,765	3,102	3,290	3,467	3,651	3,838	4,042	4,245	4,482	4,790	5,159	5,532	5,894	6,263		4,811	5,342	7,061	7,779	9,719			
	Single Chair with Low Arms	YM	5	113151P	26"H x 34"D x 52"W	8.0	138	4,583	5,202	5,546	5,871	6,207	6,544	6,920	7,291	7,728	8,288	8,963	9,642	10,312	10,985		8,455	9,468	12,719	14,077	17,747			
	Single Chair with High Arms	YM	5	113131P	26"H x 34"D x 52"W	8.5	138	4,949	5,598	5,960	6,299	6,653	7,016	7,408	7,799	8,258	8,850	9,561	10,280	10,978	11,689		8,829	9,836	13,099	14,459	18,137			

To Order Follow Steps 1-5

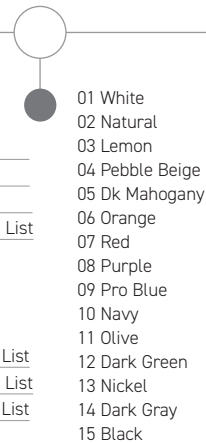
1. Series/Style 2. Type



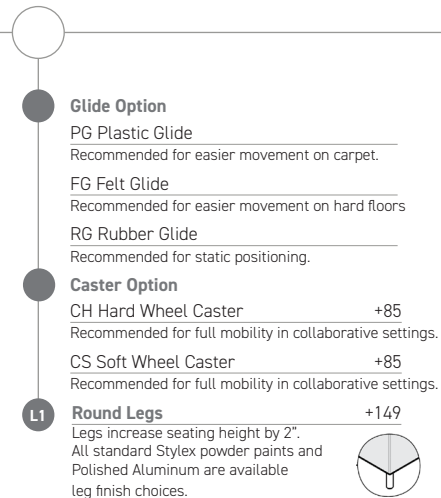
3. Seam Options



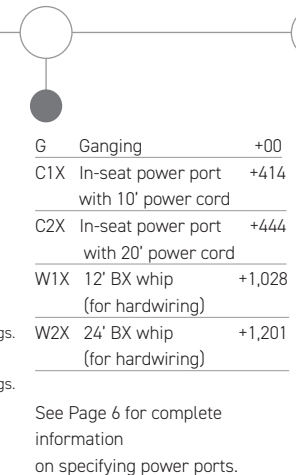
4. Decorative Stitch Colors



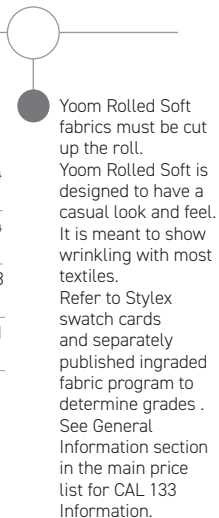
5. Glides/Casters/Legs

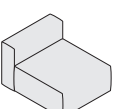




6. Options



7. Textile



							C.O.M. Fabric Upholstery Grades													C.O.L.					Leather Upholstery Grades				
	Series	Style	Type	Dimensions	Ydg.	Sq. ft.	C.O.M	A	B	C	D	E	F	G	H	I	J	K	L	M	W	X	Y	E1	E2				
Single Full Chair Armless	YM	5	123100	26"H x 43"D x 34"W	5.3	81	3,202	3,607	3,828	4,039	4,260	4,483	4,725	4,968	5,253	5,622	6,064	6,508	6,942	7,383	5,466	6,055	7,958	8,749	10,894				
																													
Single Full Chair with Low Arms	YM	5	123151P	26"H x 43"D x 52"W	8.8	146	5,020	5,707	6,084	6,443	6,816	7,189	7,603	8,014	8,499	9,120	9,868	10,618	11,360	12,105	9,110	10,181	13,616	15,047	18,922				
																													
Single Full Chair with High Arms	YM	5	123131P	26"H x 43"D x 52"W	9.4	146	5,386	6,103	6,498	6,871	7,262	7,661	8,091	8,522	9,029	9,682	10,466	11,256	12,026	12,809	9,484	10,549	13,996	15,429	19,312				
																													

To Order Follow Steps 1-5

1. Series/Style 2. Type

YM5

Yoom Rolled Front Soft

123100 Single Full Chair Armless

123151P Single Full Chair with Low Arms

123131P Single Full Chair with High Arms

3. Seam Options

Seam Option

SS Single seam on all edges

SP Pinch seam on top edges

Single seam on side edges

SW Standard welt cord on all edges +10% of COM List

Decorative Stitch on top edges (available on woven textiles only)

SSD1 Basket stitch over single seam +10% of COM List

SSD2 Zig Zag stitch over single seam +10% of COM List

SSD3 Bowtie stitch over single seam +10% of COM List

Thread color must be specified.

Reference Stylex/Stitching on Stylexseating.com for thread colors and stitch images.



4. Decorative Stitch Colors

-
- 01 White
- 02 Natural
- 03 Lemon
- 04 Pebble Beige
- 05 Dk Mahogany
- 06 Orange
- 07 Red
- 08 Purple
- 09 Pro Blue
- 10 Navy
- 11 Olive
- 12 Dark Green
- 13 Nickel
- 14 Dark Gray
- 15 Black

5. Glides/Casters/Legs

Glide Option

PG Plastic Glide

Recommended for easier movement on carpet.

FG Felt Glide

Recommended for easier movement on hard floors

RG Rubber Glide

Recommended for static positioning.

Caster Option

CH Hard Wheel Caster +85

Recommended for full mobility in collaborative settings.

CS Soft Wheel Caster +85

Recommended for full mobility in collaborative settings.

L1

Round Legs +149

Legs increase seating height by 2".

All standard Stylex powder paints and Polished Aluminum are available leg finish choices.

6. Options

G Ganging +00

C1X In-seat power port with 10' power cord +414

C2X In-seat power port with 20' power cord +444

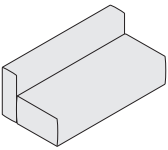
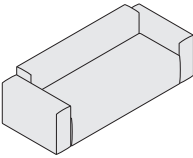
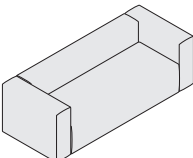
W1X 12' BX whip +1,028 (for hardwiring)

W2X 24' BX whip +1,201 (for hardwiring)

See Page 6 for complete information on specifying power ports.

7. Textile

Yoom Rolled Soft fabrics must be cut up the roll. Yoom Rolled Soft is designed to have a casual look and feel. It is meant to show wrinkling with most textiles. Refer to Stylex swatch cards and separately published ingraded fabric program to determine grades. See General Information section in the main price list for CAL 133 Information.

							C.O.M. Fabric Upholstery Grades					C.O.L.					Leather Upholstery Grades								
	Series	Style	Type	Dimensions	Ydg.	Sq. ft.	C.O.M	A	B	C	D	E	F	G	H	I	J	K	L	M	W	X	Y	E1	E2
Double Chair Armless	YM	5	143400	26"H x 34"D x 68"W	8.3	125	4,873	5,502	5,846	6,178	6,520	6,863	7,239	7,615	8,057	8,630	9,317	10,003	10,678	11,361	8,374	9,290	12,231	13,458	16,776
																									
Double Chair with Low Arms	YM	5	143451P	26"H x 34"D x 86"W	11.9	190	6,691	7,602	8,102	8,582	9,076	9,569	10,117	10,661	11,303	12,128	13,121	14,113	15,096	16,083	12,018	13,416	17,889	19,756	24,804
																									
Double Chair with High Arms	YM	5	143431P	26"H x 34"D x 86"W	12.3	190	7,057	7,998	8,516	9,010	9,522	10,041	10,605	11,169	11,833	12,690	13,719	14,751	15,762	16,787	12,392	13,784	18,269	20,138	25,194
																									

To Order Follow Steps 1-5

1. Series/Style 2. Type

YM5

Yoom Rolled Front Soft

143400 Double Chair Armless

143451P Double Chair with Low Arms

143431P Double Chair with High Arms

3. Seam Options

Seam Option

SS Single seam on all edges

SP Pinch seam on top edges

Single seam on side edges

SW Standard welt cord on all edges +10% of COM List



Decorative Stitch on top edges (available on woven textiles only)

SSD1 Basket stitch over single seam +10% of COM List

SSD2 Zig Zag stitch over single seam +10% of COM List

SSD3 Bowtie stitch over single seam +10% of COM List

Thread color must be specified. Reference Stylex/Stitching on Stylexseating.com for thread colors and stitch images.

4. Decorative Stitch Colors 5. Glides/Casters/Legs

01 White

02 Natural

03 Lemon

04 Pebble Beige

05 Dk Mahogany

06 Orange

07 Red

08 Purple

09 Pro Blue

10 Navy

11 Olive

12 Dark Green

13 Nickel

14 Dark Gray

15 Black

Glide Option

PG Plastic Glide

Recommended for easier movement on carpet.

FG Felt Glide

Recommended for easier movement on hard floors

RG Rubber Glide

Recommended for static positioning.

Caster Option

CH Hard Wheel Caster +85

Recommended for full mobility in collaborative settings.

CS Soft Wheel Caster +85

Recommended for full mobility in collaborative settings.

L1

Round Legs +149

Legs increase seating height by 2". All standard Stylex powder paints and Polished Aluminum are available leg finish choices.

6. Options

G Ganging +00

C1X In-seat power port with 10' power cord +414

C2X In-seat power port with 20' power cord +444

W1X 12' BX whip +1,028 (for hardwiring)

W2X 24' BX whip +1,201 (for hardwiring)

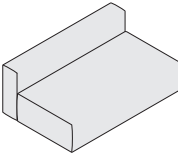
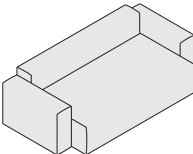
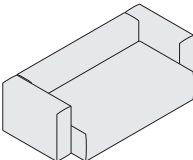
7. Textile

Yoom Rolled Soft fabrics must be cut up the roll. Yoom Rolled Soft is designed to have a casual look and feel. It is meant to show wrinkling with most textiles. Refer to Stylex swatch cards and separately published ingraded fabric program to determine grades. See General Information section in the main price list for CAL 133 Information.

See Page 6 for complete information on specifying power ports.

Yoom Rolled Soft

Lounge
Rolled Front - Double Full Chairs

							C.O.M. Fabric Upholstery Grades														C.O.L.					Leather Upholstery Grades				
	Series	Style	Type	Dimensions	Ydg.	Sq. ft.	C.O.M	A	B	C	D	E	F	G	H	I	J	K	L	M	W	X	Y	E1	E2					
	Double Full Chair Armless	YM	5	153400	26"H x 43"D x 68"W	9.4	137	5,745	6,458	6,847	7,221	7,608	7,997	8,424	8,850	9,349	9,997	10,774	11,551	12,313	13,087	9,586	10,589	13,815	15,160	18,801				
	Double Full Chair with Low Arms	YM	5	153451P	26"H x 43"D x 86"W	13.0	202	7,563	8,558	9,103	9,625	10,164	10,703	11,302	11,896	12,595	13,495	14,578	15,661	16,731	17,809	13,230	14,715	19,473	21,458	26,829				
	Double Full Chair with High Arms		5	153431P	26"H x 43"D x 86"W	13.5	202	7,929	8,954	9,517	10,053	10,610	11,175	11,790	12,404	13,125	14,057	15,176	16,299	17,397	18,513	13,604	15,083	19,853	21,840	27,219				

To Order Follow Steps 1-5

1. Series/Style 2. Type

YM5

Yoom Rolled Front Soft

153400 Double Full Chair Armless

153451P Double Full Chair with Low Arms

153431P Double Full Chair with High Arms

3. Seam Options

Seam Option

SS Single seam on all edges

SP Pinch seam on top edges

Single seam on side edges

SW Standard welt cord on all edges +10% of COM List

Decorative Stitch on top edges
(available on woven textiles only)


SSD1 Basket stitch over single seam +10% of COM List

SSD2 Zig Zag stitch over single seam +10% of COM List

SSD3 Bowtie stitch over single seam +10% of COM List

Thread color must be specified.

Reference Stylex/Stitching on Stylexseating.com for thread colors and stitch images.



4. Decorative Stitch Colors 5. Glides/Casters/Legs

01 White
02 Natural
03 Lemon
04 Pebble Beige
05 Dk Mahogany
06 Orange
07 Red
08 Purple
09 Pro Blue
10 Navy
11 Olive
12 Dark Green
13 Nickel
14 Dark Gray
15 Black

Glide Option

PG Plastic Glide
Recommended for easier movement on carpet.

FG Felt Glide
Recommended for easier movement on hard floors

RG Rubber Glide
Recommended for static positioning.

Caster Option

CH Hard Wheel Caster +85
Recommended for full mobility in collaborative settings.

CS Soft Wheel Caster +85
Recommended for full mobility in collaborative settings.

L1 Round Legs +149
Legs increase seating height by 2".
All standard Stylex powder paints and Polished Aluminum are available leg finish choices.

6. Options

G Ganging +00

C1X In-seat power port with 10' power cord +414

C2X In-seat power port with 20' power cord +444

W1X 12' BX whip +1,028
(for hardwiring)

W2X 24' BX whip +1,201
(for hardwiring)

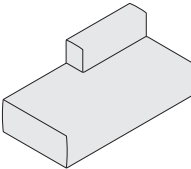
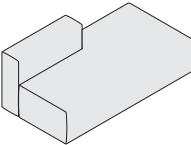
See Page 6 for complete information on specifying power ports.

7. Textile

Yoom Rolled Soft fabrics must be cut up the roll. Yoom Rolled Soft is designed to have a casual look and feel. It is meant to show wrinkling with most textiles. Refer to Stylex swatch cards and separately published ingraded fabric program to determine grades . See General Information section in the main price list for CAL 133 Information.

Yoom Rolled Soft

Lounge
Rolled Front - Chaise Right and Left

							C.O.M. Fabric Upholstery Grades														C.O.L.					Leather Upholstery Grades				
	Series	Style	Type	Dimensions	Ydg.	Sq. ft.	C.O.M	A	B	C	D	E	F	G	H	I	J	K	L	M	W	X	Y	E1	E2					
	Chaise Right	YM	5	1631	26"H x 34"D x 68"W	7.2	103	4,801	5,338	5,633	5,914	6,208	6,503	6,823	7,146	7,526	8,014	8,599	9,186	9,765	10,350	7,688	8,439	10,867	11,877	14,613				
	Chaise Left	YM	5	1731	26"H x 34"D x 68"W	7.2	103	4,801	5,338	5,633	5,914	6,208	6,503	6,823	7,146	7,526	8,014	8,599	9,186	9,765	10,350	7,688	8,439	10,867	11,877	14,613				

To Order Follow Steps 1-5

1. Series/Style

YM5

Yoom Rolled Front Soft

2. Type

1631 Chaise Right
1731 Chaise Left

3. Seam Options

Seam Option

SS Single seam on all edges
SP Pinch seam on top edges
Single seam on side edges
SW Standard welt cord on all edges +10% of COM List

Decorative Stitch on top edges (available on woven textiles only)

SSD1 Basket stitch over single seam +10% of COM List
SSD2 Zig Zag stitch over single seam +10% of COM List
SSD3 Bowtie stitch over single seam +10% of COM List
Thread color must be specified.
Reference Stylex/Stitching on Stylexseating.com for thread colors and stitch images.

4. Decorative Stitch Colors

01 White
02 Natural
03 Lemon
04 Pebble Beige
05 Dk Mahogany
06 Orange
07 Red
08 Purple
09 Pro Blue
10 Navy
11 Olive
12 Dark Green
13 Nickel
14 Dark Gray
15 Black

5. Glides/Casters/Legs

Glide Option

PG Plastic Glide
Recommended for easier movement on carpet.
FG Felt Glide
Recommended for easier movement on hard floors
RG Rubber Glide
Recommended for static positioning.

Caster Option

CH Hard Wheel Caster +85
Recommended for full mobility in collaborative settings.
CS Soft Wheel Caster +85
Recommended for full mobility in collaborative settings.

L1 Round Legs +149

Legs increase seating height by 2".
All standard Stylex powder paints and Polished Aluminum are available leg finish choices.

6. Options

G Ganging +00

C1X In-seat power port with 10' power cord +414

C2X In-seat power port with 20' power cord +444

W1X 12' BX whip (for hardwiring) +1,028

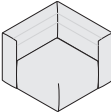
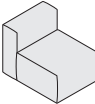
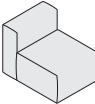
W2X 24' BX whip (for hardwiring) +1,201

See Page 6 for complete information on specifying power ports.

7. Textile

Yoom Rolled Soft fabrics must be cut up the roll.
Yoom Rolled Soft is designed to have a casual look and feel. It is meant to show wrinkling with most textiles.
Refer to Stylex swatch cards and separately published ingraded fabric program to determine grades .
See General Information section in the main price list for CAL 133 Information.

Yoom Rolled Soft
Lounge
Corner and Narrow Chair

							C.O.M. Fabric Upholstery Grades													C.O.L.					Leather Upholstery Grades						
							C.O.M	A	B	C	D	E	F	G	H	I	J	K	L	M											
	Series	Style	Type	Dimensions	Ydg.	Sq. ft.	C.O.M	A	B	C	D	E	F	G	H	I	J	K	L	M	W	X	Y	E1	E2						
	Corner Chair																														
	Boxed Front Single Narrow Seat																														
	YM	6	13	26"H x 34"D x 34"W	1.7	29	1,381	1,507	1,572	1,639	1,706	1,774	1,849	1,922	2,010	2,123	2,258	2,395	2,528	2,663	2,165	2,372	3,028	3,304	4,048						
	Rolled Front Corner Back																														
	YM	5	37	26"H x 34"D x 34"W	3.3	50	1,745	2,003	2,142	2,278	2,418	2,557	2,710	2,864	3,043	3,278	3,559	3,837	4,114	4,392	3,144	3,508	4,682	5,172	6,497						
Narrow Chair Boxed Front																															
																															
	YM	5	1333	26"H x 34"D x 25"W	4.0	57	2,399	2,705	2,873	3,034	3,200	3,368	3,554	3,732	3,950	4,230	4,563	4,897	5,227	5,560	3,997	4,430	5,782	6,347	7,873						

To Order Follow Steps 1-5

1. Series/Style

YM

Yoom Rolled Front Soft

2. Type

613/537 Corner Chair

51333 Narrow Chair

Note: Corner chair is ordered as two separate lines.



3. Seam Options

Seam Option

SS Single seam on all edges

SP Pinch seam on top edges

Single seam on side edges

SW Standard welt cord on all edges +10% of COM List

Decorative Stitch on top edges (available on woven textiles only)

SSD1 Basket stitch over single seam +10% of COM List

SSD2 Zig Zag stitch over single seam +10% of COM List

SSD3 Bowtie stitch over single seam +10% of COM List

Thread color must be specified.

Reference Stylex/Stitching on Stylexseating.com for thread colors and stitch images.

4. Decorative Stitch Colors

01 White

02 Natural

03 Lemon

04 Pebble Beige

05 Dk Mahogany

06 Orange

07 Red

08 Purple

09 Pro Blue

10 Navy

11 Olive

12 Dark Green

13 Nickel

14 Dark Gray

15 Black

5. Glides/Casters/Legs

Glide Option

PG Plastic Glide

Recommended for easier movement on carpet.

FG Felt Glide

Recommended for easier movement on hard floors

RG Rubber Glide

Recommended for static positioning.

Caster Option

CH Hard Wheel Caster +85

Recommended for full mobility in collaborative settings.

CS Soft Wheel Caster +85

Recommended for full mobility in collaborative settings.

L1 Round Legs +149

Legs increase seating height by 2".

All standard Stylex powder paints and Polished Aluminum are available leg finish choices.

6. Options

G Ganging +00

C1X In-seat power port with 10' power cord +414

C2X In-seat power port with 20' power cord +444

W1X 12' BX whip +1,028 (for hardwiring)

W2X 24' BX whip +1,201 (for hardwiring)



See Page 6 for complete information on specifying power ports.

7. Textile

Yoom Rolled Soft fabrics must be cut up the roll.

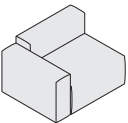
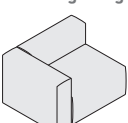
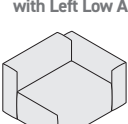

Yoom Rolled Soft is designed to have a casual look and feel. It is meant to show wrinkling with most textiles.

Refer to Stylex swatch cards and separately published ingraded fabric program to determine grades .

See General Information section in the main price list for CAL 133 Information.

Yoom Rolled Soft

Lounge
Rolled Front - Single Chair with Right or Left Arm

							C.O.M. Fabric Upholstery Grades													C.O.L.					Leather Upholstery Grades				
	Series	Style	Type	Dimensions	Ydg.	Sq. ft.	C.O.M	A	B	C	D	E	F	G	H	I	J	K	L	M	W	X	Y	E1	E2				
Single Chair with Right Low Arm 	YM	5	113151R	26"H x 34"D x 43"W	6.2	105	3,674	4,152	4,418	4,669	4,929	5,191	5,481	5,768	6,105	6,539	7,061	7,587	8,103	8,624	6,633	7,405	9,890	10,928	13,733				
Single Chair with Right High Arm 	YM	5	113131R	26"H x 34"D x 43"W	6.4	105	3,857	4,350	4,625	4,883	5,152	5,427	5,725	6,022	6,370	6,820	7,360	7,906	8,436	8,976	6,820	7,589	10,080	11,119	13,928				
Single Chair with Left Low Arm 	YM	5	113151L	26"H x 34"D x 43"W	6.2	105	3,674	4,152	4,418	4,669	4,929	5,191	5,481	5,768	6,105	6,539	7,061	7,587	8,103	8,624	6,633	7,405	9,890	10,928	13,733				
Single Chair with Left High Arm 	YM	5	113131L	26"H x 34"D x 43"W	6.4	105	3,857	4,350	4,625	4,883	5,152	5,427	5,725	6,022	6,370	6,820	7,360	7,906	8,436	8,976	6,820	7,589	10,080	11,119	13,928				

To Order Follow Steps 1-5

1. Series/Style 2. Type

YM5

Yoom Rolled Front Soft

113151R Single Chair with Right Low Arm

113131R Single Chair with Right High Arm

113151L Single Chair with Left Low Arm

113131L Single Chair with Left High Arm



3. Seam Options

Seam Option

SS Single seam on all edges

SP Pinch seam on top edges

Single seam on side edges

SW Standard welt cord on all edges +10% of COM List

Decorative Stitch on top edges (available on woven textiles only)

SSD1 Basket stitch over single seam +10% of COM List

SSD2 Zig Zag stitch over single seam +10% of COM List

SSD3 Bowtie stitch over single seam +10% of COM List

Thread color must be specified.

Reference Stylex/Stitching on [Stylexseating.com](#) for thread colors and stitch images.

4. Decorative Stitch Colors 5. Glides/Casters/Legs

01 White

02 Natural

03 Lemon

04 Pebble Beige

05 Dk Mahogany

06 Orange

07 Red

08 Purple

09 Pro Blue

10 Navy

11 Olive

12 Dark Green

13 Nickel

14 Dark Gray

15 Black

Glide Option

PG Plastic Glide

Recommended for easier movement on carpet.

FG Felt Glide

Recommended for easier movement on hard floors

RG Rubber Glide

Recommended for static positioning.

Caster Option

CH Hard Wheel Caster +85

Recommended for full mobility in collaborative settings.

CS Soft Wheel Caster +85

Recommended for full mobility in collaborative settings.

L1 Round Legs +149

Legs increase seating height by 2".

All standard Stylex powder paints and Polished Aluminum are available

leg finish choices.

6. Options

G Ganging +00

C1X In-seat power port with 10' power cord +414

C2X In-seat power port with 20' power cord +444

W1X 12' BX whip +1,028 (for hardwiring)

W2X 24' BX whip +1,201 (for hardwiring)

See Page 6 for complete information on specifying power ports.

7. Textile

Yoom Rolled Soft fabrics must be cut up the roll.

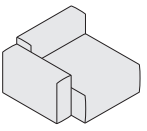



Yoom Rolled Soft is designed to have a casual look and feel. It is meant to show wrinkling with most textiles.

Refer to Stylex swatch cards and separately published ingraded fabric program to determine grades .

See General Information section in the main price list for CAL 133 Information.

Yoom Rolled Soft

Lounge
Rolled Front - Single Full Chair with Right or Left Arm

							C.O.M. Fabric Upholstery Grades													C.O.L.					Leather Upholstery Grades				
	Series	Style	Type	Dimensions	Ydg.	Sq. ft.	C.O.M	A	B	C	D	E	F	G	H	I	J	K	L	M	W	X	Y	E1	E2				
Single Full Chair with Right Low Arm	YM	5	123151R	26"H x 43"D x 43"W	7.0	113	4,111	4,657	4,956	5,241	5,538	5,836	6,164	6,491	6,876	7,371	7,966	8,563	9,151	9,744	7,288	8,118	10,787	11,898	14,908				
																													
Single Full Chair with Right High Arm	YM	5	123131R	26"H x 43"D x 43"W	7.3	113	4,294	4,855	5,163	5,455	5,761	6,072	6,408	6,745	7,141	7,652	8,265	8,882	9,484	10,096	7,475	8,302	10,977	12,089	15,103				
																													
Single Full Chair with Left Low Arm	YM	5	123151L	26"H x 43"D x 43"W	7.0	113	4,111	4,657	4,956	5,241	5,538	5,836	6,164	6,491	6,876	7,371	7,966	8,563	9,151	9,744	7,288	8,118	10,787	11,898	14,908				
																													
Single Full Chair with Left High Arm	YM	5	123131L	26"H x 43"D x 43"W	7.3	113	4,294	4,855	5,163	5,455	5,761	6,072	6,408	6,745	7,141	7,652	8,265	8,882	9,484	10,096	7,475	8,302	10,977	12,089	15,103				
																													

To Order Follow Steps 1-5

1. Series/Style 2. Type

YM5

Yoom Rolled Front Soft

123151R

Single Full Chair with Right Low Arm

123131R

Single Full Chair with Right High Arm

123151L

Single Full Chair with Left Low Arm

123131L

Single Chair with Left High Arm

3. Seam Options

Seam Option

SS

Single seam on all edges

SP

Pinch seam on top edges

Single seam on side edges

SW

Standard welt cord on all edges +10% of COM List

Decorative Stitch on top edges (available on woven textiles only)

SSD1

Basket stitch over single seam +10% of COM List


SSD2

Zig Zag stitch over single seam +10% of COM List

SSD3

Bowtie stitch over single seam +10% of COM List

Thread color must be specified. Reference Stylex/Stitching on Stylexseating.com for thread colors and stitch images.



4. Decorative Stitch Colors 5. Glides/Casters/Legs

01 White
02 Natural
03 Lemon
04 Pebble Beige
05 Dk Mahogany
06 Orange
07 Red
08 Purple
09 Pro Blue
10 Navy
11 Olive
12 Dark Green
13 Nickel
14 Dark Gray
15 Black

Glide Option

PG Plastic Glide
Recommended for easier movement on carpet.

FG Felt Glide
Recommended for easier movement on hard floors

RG Rubber Glide
Recommended for static positioning.

Caster Option

CH Hard Wheel Caster +85
Recommended for full mobility in collaborative settings.

CS Soft Wheel Caster +85
Recommended for full mobility in collaborative settings.

L1 Round Legs +149
Legs increase seating height by 2". All standard Stylex powder paints and Polished Aluminum are available leg finish choices.

6. Options

G Ganging +00

C1X

In-seat power port with 10' power cord +414

C2X

In-seat power port with 20' power cord +444

W1X

12' BX whip (for hardwiring) +1,028

W2X

24' BX whip (for hardwiring) +1,201

See Page 6 for complete information on specifying power ports.



7. Textile

Yoom Rolled Soft fabrics must be cut up the roll. Yoom Rolled Soft is designed to have a casual look and feel. It is meant to show wrinkling with most textiles. Refer to Stylex swatch cards and separately published ingraded fabric program to determine grades . See General Information section in the main price list for CAL 133 Information.