

January 3, 2011

Updated May 18, 2016

800-424-2432





# Contents

Refer to KI Terms & Conditions document or visit [ki.com](http://ki.com).

<b>Ordering C.O.M., C.O.L., and C.O.V.</b>	Bonduel, Green Bay, Ontario, and Tupelo	2
	High Point	4
	Shipping Location	6
<b>Altus™</b>	General Information	8
	Task Chair	10
	Altus Slip Covers	12
<b>Apply™</b>	General Information	14
	Task Chair	16
	Task Stool	18
<b>Avail®</b>	General Information	20
	Task Chair	22
	Task Chair	24
<b>Cinturon™</b>	General Information	26
	Task Chairs	28
	Task Chairs	30
<b>Engage®</b>	General Information	32
	Task Chairs and Stools	34
	Task Chairs and Stools	36
	Task Chairs and Stools	38
	Task Chairs and Stools	40
<b>Grazie®</b>	General Information	42
	Task Chairs and Stools	44
	Task Chairs and Stools	46
<b>Impress®</b>	General Information	48
	Task Chairs and Stools	50
<b>Impress® Ultra</b>	General Information	52
	Task Chairs and Stools	54
<b>Kismet®</b>	General Information	56
	Task, Stool, Guest Chairs	58
	Task, Stool, Guest Chairs	60
	Task, Stool, Guest Chairs	62
	Task, Stool, Guest Chairs	64
<b>Mesa™</b>	General Information	66
	Task Chairs	68
<b>Pilot®</b>	General Information	70
	Task Chairs	72
<b>Sift™</b>	General Information	74
	Task and Guest Chairs	76
	Task and Guest Chairs	78
	Task and Guest Chairs	80
<b>Strive®</b>	General Information	82
	Task Chairs and Stools	84
	Task Chairs and Stools	86
	Task Chairs and Stools	88
	Task Chairs and Stools	90
<b>Torsion®</b>	General Information	92
	Task Chairs	94
	Task Chairs and Stools	96
<b>Torsion Air™</b>	General Information	98
	Task Chairs and Stools	100
	Task Chairs and Stools	102
<b>Index</b>		104

# Ordering C.O.M., C.O.L., and C.O.V.

Bonduel, Green Bay, Ontario, and Tupelo

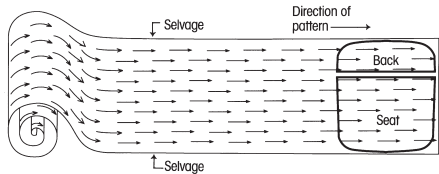
### How to Specify C.O.M. Upholstery

Textile designs often have intricate patterns. Not all individuals will interpret fabric direction in the same manner.

As a standard procedure, KI cuts fabrics off the roll in a horizontal fashion as shown in Diagram A at the right. By cutting in this fashion, most waste is eliminated. Our requirements for yardage in this book are based on this type of cutting. When directional or patterned fabrics are used, they often require more yardage than solid colors.

By providing KI with a completely filled-out copy of the form on this page, we will be able to expedite your order. We find it particularly helpful with directional or patterned upholstery material. It is critical that copies of this form accompany test quantities as well as production quantities of C.O.M.

C.O.M. must be supplied in continuous yardage.



### C.O.M., C.O.L. and C.O.V. Testing

KI will require for testing actual yardage to upholster one chair. The testing requirements depend on which chair you have selected on your order.

Test samples will be applied to the order and will be held for 6 months if needed. After 6 months, the sample can no longer be applied to your order. For all products to be tested, send test samples for approval to:

**KI**  
**Attn: C.O.M. Specialist**  
**1687 Westminster Drive, Gate 3**  
**Green Bay WI 54302**

To expedite the procedure, attach a copy of the "C.O.M. Information Form" on this page.

All C.O.M., C.O.L. and C.O.V. must be labeled with the purchase order number.

### C.O.M., C.O.L. and C.O.V. Production

Customer's fabrics and leathers must be approved prior to acceptance for production. Upon test approval, a 1" square sample swatch of upholstery material must accompany the order. KI assumes no responsibility for wear, defects or performance of customer's own fabrics, vinyl or leather. C.O.M., C.O.L. and C.O.V. orders are available on a deferred delivery basis.

Orders for production of C.O.M., C.O.L. and C.O.V. upholstered products are not scheduled for processing until upholstery material is received. Upon receipt, KI will provide an acknowledgement and an estimated shipping date.

KI recommends that leather be ordered in yardage. Leather must be usable. The outer edges cannot be calculated as square feet or yardage.

The C.O.M., C.O.L. and C.O.V. yardage requirements accompanying products in the pricing section are for 10 chairs/seats or less, 54" wide nondirectional material. On larger orders, less material is required.

For exact production yardage requirements, call 1-800-424-2432, ext. 2707.

### C.O.M., C.O.L. and C.O.V. Order Processing

For products shipped from Green Bay, WI facility, ship upholstery material to:

**KI**  
**Attn: C.O.M. Storage**  
**1687 Westminster Drive, Gate 3**  
**Green Bay, WI 54302**

For products shipped from Tupelo, MS facility ship material to:

**KI Tupelo**  
**Attn: C.O.M. Storage**  
**2112 South Green Street**  
**Tupelo, MS 38801**

For products shipped from Bonduel, WI facility, ship material to:

**KI**  
**Attn: C.O.M. Storage**  
**204 West South Street**  
**Bonduel, WI 54107**

For products shipped from Ontario, CA facility, ship material to:

**Avail/Impress/Kismet/Medical & Laboratory Stools/Pilot**  
**Attn: C.O.M. Storage**  
**1110 S. Mildred Ave.**  
**Ontario, CA 91761**

### Intricate Patterns

In the event of specific requirements for positioning of intricate patterns or pattern repeats on seats and backrests, provide a sketch noting requirements, as in Diagram B, along with materials for testing, and with the order.

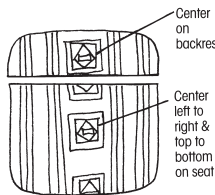


Diagram B

### Treated Materials

If C.O.M. requires processing such as Scotchgard® or acrylic backing, it often shrinks. To prevent delays in delivery or back ordering due to shrinkage, please have your processor remeasure after processing and assure adequate yardage shipment.

### Split Orders

If a portion of the shipment which does not require C.O.M., C.O.L. or C.O.V. applications is to be processed and shipped early, KI will enter the order immediately at your request. These split shipments are subject to minimum order changes.

Contact the C.O.M. Specialist at 1-800-424-2432, ext. 2707, with questions or to verify a split order.

### Excess Upholstery Material

KI will dispose of excess upholstery material at the time of shipment unless expressly requested to return it with the product shipment.

### Cancelled or Changed Orders

KI assumes no responsibility for extra C.O.M., C.O.L. or C.O.V. material due to a change of upholstery or cancellation of an order. It is the customer's responsibility to arrange for return of this material.

### C.O.M., C.O.L. and C.O.V. Information Form

A copy of this form should accompany test requests and production orders. Please fill it out completely, and, if your order has been acknowledged, provide the acknowledgement number.

Please see information below and check the appropriate box.

☐ Submitted for testing.

☐ Test approved. Submitted for production.

Purchase Order Number

KI Acknowledgement Number

In all instances, send this form to the C.O.M. Specialist.

☐ A Selvage Top and Bottom



☐ B Selvage Side and Side



Purchasing Agent (Dealer or buying organization)

Attention

Address

City

State

Zip

Project Name

Type of seating and number of units of each type



# Ordering C.O.M., C.O.L., and C.O.V.

Bonduel, Green Bay, Ontario, and Tupelo

# Ordering C.O.M., C.O.L., and C.O.V.

HIGH POINT

## Customer's Own Material ■

Specifications Form

March 2015

All fabrics, including COM, COL, KOM and in grades will be applied at the factory's discretion. If a pattern or stripe is to be applied in a certain direction, the customer MUST specify this in writing on the P.O. and attach a sample of the fabric with it running in the application direction to the P.O. Specifying fabric direction may increase the amount of COM or KOM yardage required. Check with KI Customer Service to see if an increase in yardage is necessary BEFORE specifying, ordering and sending COM and COL to the factory or having KOM quoted.

ALL C.O.M AND C.O.L SHIPMENTS  
MUST BE PREPAID TO:

KI  
217 Feld Avenue  
High Point, NC 27263

COM and COL must be identified as follows:

1. Name and address
2. Your purchase order number
3. Our style number to which fabric is to be applied
4. Supplier name and fabric name, number, and color

COLLECT SHIPMENTS WILL BE REFUSED.

SHIPMENT SCHEDULE WILL BE GIVEN WHEN ALL FABRIC IS RECEIVED FOR ENTIRE ORDER

YARDAGE REQUIREMENTS LISTED IN PRICE LIST ARE BASED ON PLAIN GOODS 54" WIDE. Fabrics less than 54" wide, or those requiring matching (stripes, plaids, prints, large patterns) will require additional yardage based on the fabric used and the item ordered. FABRIC WITH NAP: IF USING MOHAIR, VELVET OR ANY FABRIC WITH A "NAP", INCREASE YARDAGE REQUIRE BY 11%. CONSULT MATRIX BELOW FOR ADDITIONAL YARDAGE NEEDED.

C.O.M. INCREASE MATRIX (The yardage matrix is also applicable to any reservations of KI Ingrade, Pallas, or KOM upholsteries).

This table is a general guide.

FABRIC WIDTH	PLAIN FABRIC	UNDER 7" REPEAT	8"-13" REPEAT	14"-21" REPEAT	22"-27" REPEAT	28"-33" REPEAT	34"-40" REPEAT	41"-48" REPEAT
54"	0	20%	25%	30%	40%	50%	60%	70%
51"-53"	15%	25%	30%	35%	45%	60%	70%	80%
48"-50"	20%	30%	35%	40%	50%	65%	75%	85%
45"-47"	30%	45%	50%	55%	60%	80%	90%	100%
36"-44"	50%	65%	70%	75%	80%	100%	110%	120%

FABRIC WITH DOUBLE REPEAT: IF USING A FABRIC WITH A DOUBLE REPEAT, PLEASE FOLLOW THIS FORMULA: TAKE THE TOTAL AMOUNT OF THE LARGER AND HALF OF THE SMALLER REPEAT; ADD TOGETHER TO FIND THE CORRECT OVERALL REPEAT. EXAMPLE: 10" VERTICAL WITH 14" HORIZONTAL WOULD BE  $14 + 5 = 19$ .

IF FABRIC COMES IN ON MULTIPLE ROLLS, ONE ADDITIONAL YARD PER ROLL NEEDS TO BE ADDED TO THE YARDAGE REQUIREMENT.

SPECIAL NOTE: WE CAN ASSUME NO RESPONSIBILITY FOR THE DURABILITY OR TAILORING QUALITY OF CUSTOMER FURNISHED COVERINGS (C.O.M.) OR KOM. KOM: is fabric that KI will purchase for you at jobber's price (net) plus a nominal charge for handling, shipping, and managing.





## Customer's Own Material ■

Specifications Form

March 2015

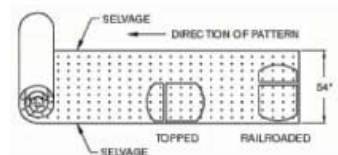
### ADDITIONAL NOTES:

- Orders cannot go into production without the information listed at right.
- Attach memo sample to this approval sheet.
- If your order has been placed, list PO# \_\_\_\_\_
- The cost of the COM sample will be paid by the client.
- Even after preliminary approval, KI reserves the right to reject COM/COL if necessary when the quality is not satisfactory for the product to be upholstered. KI assumes no responsibility for its overall appearance, flammability, durability, color fastness or any other quality after upholstered on a KI product.

### ALL COM MUST BE APPROVED.

Photocopy this form and submit with COM fabric for approval:

(This fabric approval is for the purpose of advising how to apply your COM fabric, verify yardage required, and suitability.)



YOUR COMPANY NAME \_\_\_\_\_

PHONE \_\_\_\_\_ FAX \_\_\_\_\_

Material Supplier \_\_\_\_\_

Material Name \_\_\_\_\_ Number \_\_\_\_\_

Material Color \_\_\_\_\_ Width \_\_\_\_\_

Vertical Repeat \_\_\_\_\_ Horizontal Repeat \_\_\_\_\_

Fiber Content \_\_\_\_\_

Direction Stripe/Pattern to be applied \_\_\_\_\_

### COM TO BE USED ON THE FOLLOWING:

QTY    PRODUCT NAME/NUMBER

_____	_____
_____	_____
_____	_____
_____	_____
_____	_____



# Ordering C.O.M., C.O.L., and C.O.V.

Shipping Location

## C.O.M. SHIPPING LOCATION



<b>Architectural Walls</b>		Wireworks..... MN	Kismet Task/Guest Chairs & Stools..... OM
Genius Walls.....	MN	Unite..... MN	Kurv Benches..... HN
<b>Casegoods</b>		<b>Residence Hall Furniture</b>	LaResta Day Beds..... HN
Dante Benches.....	AG	RoomScale Furniture..... MN	Maestro Stack Chairs..... GB
Darwin Tackboards.....	MN		Matrix Stack Chairs..... GB
Aristotle Tackboards.....	MN	<b>Screens</b>	Medical & Laboratory Stools..... OM
<b>Classroom Furniture</b>		True/Volition..... KP	Mesa Lounge & Task Seating..... HN
360° Classroom Furniture.....	BW	Genesis..... KP	MyWay Seating..... HN
Intellect Wave Chairs.....	GB		Neena Benches..... HN
Dorsal 1090 Chairs.....	GB	<b>Seating</b>	Opt4..... GB
Learn2.....	GB	100 Series Folding Chairs..... BW	Perry Stack Chairs..... GB
<b>Desking</b>		300 Series Folding Chairs..... BW	Perth Multiple & Healthcare Seating..... HN
700 Series Desking.....	KP	600 Series Stools..... BW	Perth II Healthcare Seating..... HN
Balance Overheads.....	MN	700 Series Folding Chairs..... BW	Pilot Task Chairs..... OM
Genesis Desking.....	MN	1000 Series..... GB	Piretti Stack Chairs..... GB
True Desking.....	KP	Aerdyn Guest Seating..... HN	Promenade Seating System..... BW
Universal Overheads.....	MN	Affina Collection..... HN	Rapture Stack Chairs & Stools..... GB
WorkZone Desking.....	MN	Arisa Lounge..... HN	Relax Lounge Seating..... HN
<b>Files &amp; Storage</b>		Altus Task Chairs..... TM	Rose Healthcare..... BW
700 Series Pedestal Cushion.....	GB	Apply Stack Chairs..... GB	Sela Lounge Seating..... HN
U-Series Pedestal Cushion.....	GB	Auditorium Folding Chairs..... BW	Sift Task Chairs..... TM
<b>Fixed Seating</b>		Avail Task Chairs..... OM	Silhouette Stack Chairs & Stools..... BW
Concerto Auditorium Seating.....	BW	Bantam Guest Seating..... HN	Soltice Metal Collection..... HN
Single Pedestal Seating.....	GB	Boss Design Chairs..... HN	Soltice Multiple, Healthcare & Guest..... HN
Jury Base Seating.....	GB	Cinturon Lounge & Professional Seating.. HN	Soltice II Healthcare Seating..... HN
Lancaster Auditorium Seating.....	BW	Cody Lounge Seating..... HN	Strive Multiple, Stack & Task..... GB
Sequence Seating.....	GB	Connection Zone Privacy Booths..... HN	Sway..... BW
University Seating.....	GB	Doni Collection..... GB	Tea Cup Lounge Seating..... HN
<b>Panel Systems</b>		Dorsal Stack & Tandem Seating..... GB	Torsion-on-the-Go! Nesting Chairs..... GB
All Terrain.....	KP	Engage Task Chairs & Stools..... GB	Torsion Air Stack and Task Seating..... GB
Balance Overheads.....	MN	Front Row Seats (Silk Screening)..... BW	Torsion Stack and Task Seating..... GB
System 3000.....	MN	GateOne Public Seating..... BW	Versa Stack Chairs & Stools..... GB
Universal Overheads.....	MN	Grazie Seating..... GB	
		Hub Modular Lounge Seating..... HN	<b>Site Furnishings</b>
		Impress Task Chairs..... OM	Logix..... BW
		Impress Ultra Task Chairs..... OM	
		Jessa Lounge Seating..... HN	
		Jubi Guest Chair..... GB	

## KI Manufacturing Sites - Customer's Own Material Shipment Manufacturing Site Addresses

<b>AG</b> Contact KI at 1-800-424-2432	<b>GB</b> KI Green Bay Attn: COM Storage 1687 Westminster Drive - Gate 3 Green Bay, WI 54302	<b>HN</b> KI-HN Attn: COM Storage 217 Feld Avenue High Point, NC 27263	<b>KP</b> KI Pembroke Attn: COM Storage 1000 Olympic Dr. Pembroke, Ontario K8A6X7	<b>MN</b> KI Manitowoc Attn: COM Storage 1400 S. 41st St. Manitowoc, WI 54220
<b>BW</b> KI Bonduel Attn: COM Storage 204 West South St. Bonduel, WI 54107	<b>KI Crossroads</b> Attn: Brianne Linn 280 North Road Clinton County Industrial Park McElhattan, PA 17748	<b>OM</b> KI-Impress Attn: COM Storage 1110 S. Mildred Ave. Ontario, CA 91761	<b>TM</b> KI Tupelo 2112 South Green St. Tupelo, MS 38804	





# Ordering C.O.M., C.O.L., and C.O.V.

Shipping Location





Conference Loop Armchair (ALTCLA)



Fabric Task Armless Chair (ALTUNA)



Fabric Task Headrest  
Adjustable Armchair (ALTUAA)

Features			
Back flex		•	•
Swivel and tilt	•		
Glides option	•		
General Dimensions			
Seat width	18-1/2"	18"	18"
Seat depth	17-1/4"	15-1/2" - 18"	15-1/2" - 18"
Seat height	16-1/4" - 19-1/2"	16-1/4" - 20-3/4"	16-1/4" - 20-3/4"
Arm height	8-3/4"		6-1/4" - 9-1/4"
Inside distance between arms	19-3/4"		19"
Overall Dimensions			
Width	24"	26"	26"
Depth	24"	26"	26"
Height	35-1/4" - 38-1/2"	39-1/2" - 44"	39-1/2" - 44"
Base diameter	24"	26"	26"

SPECIFICATIONS

Mechanism (Fabric and Mesh Task Chair)

Reinforced plastic base on cast aluminum housing with three control levers. One lever activates the pneumatic cylinder for a range in seat height. The second lever controls the back tilt angle, which has four settings. The third lever adjusts the tilt force and is located at the side of the chair for ease of use.

Mechanism (Conference Chair)

Swivel tilt mechanism is a stamped steel dual housing which includes swivel and tilt tension. Steel handle with molded urethane paddle controls seat height adjustments along with single lock-out or free-float action. Standard seat height range adjusts from 16-1/4" to 19-1/2". An auto height/auto return pneumatic cylinder option is available which returns the chair to its original front-facing and highest position.

Backrest (Conference and Mesh Task Chair)

A black reinforced plastic frame with mesh insert.

Backrest (Fabric Task Chair)

Flannel plastic back liner with polyurethane foam and a replaceable fabric slip cover attached to a black reinforced plastic frame. A plastic strip sewn to the edge of the fabric slip cover slides into a channel in the back liner.

Seat (Fabric and Mesh Task Chair)

Plastic seat liner and polyurethane foam covered with a replaceable fabric slip cover. The fabric slip cover is attached to the seat with Velcro. On Mesh Task Chair, when the backrest is black mesh, the seat cushion will have a matching black mesh side panel. When the backrest is a colored mesh, the seat will be fully upholstered with no black mesh side panel.

Seat (Conference Chair)

Seat foam, upholstery, and underseat plastic liner are one unit which is field-replaceable.

Seat Slide (Fabric and Mesh Task Chair)

Seat depth is adjustable to one of five settings.

Adjustable Lumbar (Mesh Task Chair)

Optional clear adjustable lumbar has two control levers. One adjusts the lumbar height and the other adjusts the lumbar depth. Levers telescope and retract for ease of use.

Adjustable Arm (Fabric Task Chair)

Black molded arm cap is mounted to a reinforced black plastic arm post. The arm cap is made of TPU (thermal polyurethane), a non-irritating, recyclable material which is soft to the touch. It has 2" of depth adjustment and 3" of height adjustment. The arm caps pivot to provide a 4" range between the arm caps from 17 - 21".

Adjustable Arm (Mesh Task Chair)

Black molded polyurethane arm cap is mounted to a reinforced black plastic arm post. It has 2" of depth adjustment and 2" of height adjustment. The arm caps pivot to provide a 5-3/4" range between the arm caps from 16-3/4 - 22-1/2".

Fixed T-Arm and Loop Arm

Black reinforced plastic arm.

Base

Two 26" five-blade base options are available: a reinforced black nylon base or a polished aluminum base.

Casters

Double wheel black carpet or hard surface casters are molded of reinforced plastic. A reinforced plastic glide option is available on the Conference Chair.

Headrest

Upholstered in black faux leather. The headrest pad rotates forward or backward (Mesh


**Mesh Task Armless Chair (ALTMNA)**

**Mesh Task Headrest  
Adjustable Armchair (ALTMMA)**

**Mesh Task  
Fixed T-Armchair (ALTMFA)**

Features			
Back flex	•	•	•
Swivel only			
Glides			
General Dimensions			
Seat width	18"	18"	18"
Seat depth	17-1/4 - 19-3/4"	17-1/4 - 19-3/4"	17-1/4 - 19-3/4"
Seat height	17 - 21-3/4"	17 - 21-3/4"	17 - 21-3/4"
Arm height		7-1/4 - 9-1/4"	7-1/4"
Inside distance between arms		20"	20"
Overall Dimensions			
Width	26"	27"	27"
Depth	26"	26"	26"
Height	38-3/4 - 43-1/2"	38-3/4 - 43-1/2"	38-3/4 - 43-1/2"
Base diameter	26"	26"	26"

Task Chair) or adjusts vertically and forward or backward (Fabric Task Chair). The Fabric Task Chair headrest automatically maintains a supportive position as the user tilts back. Headrests are field-installed.

## INFORMATION

### C.O.M. Testing and Production Requirements

Not all materials are suitable for upholstering this product. A 1 yd. x 54" sample must be submitted and approved prior to acceptance of an order. If the fabric is directional in pattern or weave, the direction must be indicated on the submitted sample, and additional yardage may be requested.

Test sample must be sent to:

KI  
 Attn: C.O.M. Specialist  
 2112 South Green Street  
 Tupelo, MS 38801

### C.O.M. Availability

C.O.M. is only offered on the Mesh Task Chair.

### Fabric Disclaimer

Fabric will be applied as swatched by the

fabric manufacturer. Fabric that is required to be applied differently than is swatched will need a Special Cost Request written specifying the direction the fabric is to be applied. The posted standard lead time will apply to the Special Cost Request.

### 24/7

Altus Fabric Task and Mesh Task chairs can be used in 24/7 applications.




## INFORMATION

### Warranty

Refer to KI Terms & Conditions document or visit [ki.com](http://ki.com)

# Altus™

## Task Chair

	MODEL	Features	MODEL NUMBER							Approx. Packaged Weight
			Basic Model	Base Finish	Cylinder Type	Base	Head-rest	Lumbar	Upholstery Color	
 ALTCL	<b>Altus® Conference Chair</b> • Optional auto-return cylinder • 6 mesh backrest colors • Seat height adjustment • Swivel and tilt	Loop Arm	ALTCLA	<input type="checkbox"/>	<input type="checkbox"/> <input type="checkbox"/> <input type="checkbox"/>	<input type="checkbox"/>			<input type="checkbox"/> <input type="checkbox"/> <input type="checkbox"/> <input type="checkbox"/>	42.0#
 ALTU	<b>Altus® Fabric Task Chair</b> • Flex back • Automatic lumbar support	No Arm	ALTUNA	<input type="checkbox"/>		<input type="checkbox"/>	<input type="checkbox"/> <input type="checkbox"/> <input type="checkbox"/>		<input type="checkbox"/> <input type="checkbox"/> <input type="checkbox"/> <input type="checkbox"/>	64.0#
		Adjustable Arm	ALTUAA	<input type="checkbox"/>		<input type="checkbox"/>	<input type="checkbox"/> <input type="checkbox"/> <input type="checkbox"/>		<input type="checkbox"/> <input type="checkbox"/> <input type="checkbox"/> <input type="checkbox"/>	64.0#
 ALTM	<b>Altus® Mesh Task Chair</b> • 6 mesh backrest colors • Flex back • Mesh pocket for lumbar support • Lumbar support is not available with FR • Black mesh backrest will have matching black side panel contrast on seat. Other colored mesh backrests will have fully upholstered seats.	No Arm	ALTMNA	<input type="checkbox"/>		<input type="checkbox"/>	<input type="checkbox"/> <input type="checkbox"/> <input type="checkbox"/>	<input type="checkbox"/> <input type="checkbox"/> <input type="checkbox"/> <input type="checkbox"/>	<input type="checkbox"/> <input type="checkbox"/> <input type="checkbox"/> <input type="checkbox"/>	54.0#
		Adjustable Arm	ALTMMA	<input type="checkbox"/>		<input type="checkbox"/>	<input type="checkbox"/> <input type="checkbox"/> <input type="checkbox"/>	<input type="checkbox"/> <input type="checkbox"/> <input type="checkbox"/>	<input type="checkbox"/> <input type="checkbox"/> <input type="checkbox"/> <input type="checkbox"/>	54.0#
		Fixed T-Arm	ALTMFA	<input type="checkbox"/>		<input type="checkbox"/>	<input type="checkbox"/> <input type="checkbox"/> <input type="checkbox"/>	<input type="checkbox"/> <input type="checkbox"/> <input type="checkbox"/>	<input type="checkbox"/> <input type="checkbox"/> <input type="checkbox"/> <input type="checkbox"/>	54.0#

A

B

C

D

E

F

G

### HOW TO ORDER

Indicate the following information on order form:

- Quantity of each item.
- Model number, including options. See "How To Build a Model Number".
- Any special service required.

Note: • The ☐ indicates that a choice is required.

- The absence of the ☐ indicates that no choice is required.
- Alpha-numeric characters in place of ☐ indicate that no other alternatives are available.

### HOW TO BUILD A MODEL NUMBER

**A** Select basic model.

**B** Select base finish.

**P** - Plastic base

**A** - Aluminum base; add \$186

**C** Select cylinder type.

**STD** - Standard cylinder

**AR** - Auto return cylinder; add \$119

**D** Select base option.

**G** - Glides (conference only); add \$33

**C** - Carpet casters

**S** - Hard floor casters; add \$50  
Glides are only used on the Conference Chair.

**E** Select headrest.

**NHR** - No headrest

**HR** - Headrest; add \$112

**F** Select lumbar support.

**NLS** - No lumbar support

**LS** - Lumbar support; add \$100

Lumbar support is not available with FR.

**G** Select fire code.

**NFR** - Compliance to TB 117-2013

**FR** - Compliance to TB 133

**H** Select upholstery color.

Refer to color addendum at [ki.com](http://ki.com) or KI Fabrics & Finishes binder.

**I** Select mesh color.

Refer to color addendum at [ki.com](http://ki.com) or KI Fabrics & Finishes binder.

### INFORMATION

#### California TB133 Fire Safety Code

For California Technical Bulletin 133 compliant models, add the following upcharge.

Model=Conference

Added Lead Time=1 week

Added List Price=\$80

Model=Mesh Task

Added Lead Time=1 week

Added List Price=\$80

Note: FR is not offered on Leather and is not offered when the optional lumbar support is specified for the Mesh Task chair.

\$	977	\$	1296
	989		1308

\$ 1045	\$ 1177	\$ 1106	\$ 1120	\$ 1125	\$ 1125	\$ 1138	\$ 1189	\$ 1208	\$ 1234	\$ 1257
1060	1189	1120	1131	1136	1136	1151	1201	1221	1247	1269
1051	1183	1111	1125	1131	1131	1144	1195	1214	1240	1262

**C.O.M.** requirement for less than ten chairs is 1 yard of 54" wide nondirectional fabric. For ten or more chairs, it is 1/2 yard of 54" wide nondirectional fabric. For complete information on ordering C.O.M. see "Ordering C.O.M., C.O.V. and C.O.L." section.

## SPECIAL SERVICES

### Special Carton Marking

With specially marked information	N/C
-----------------------------------	-----

## Shipping

Shipped **assembled freight prepaid f.o.b.**  
**Tupelo, Mississippi 38804** factory. Freight  
 class #125.

Specifications and prices are subject to change without prior notice.

Altus™  
Altus Slip Covers

		MODEL NUMBER				
		Basic Model	Upholstery Color			
MODEL				Approx. Packaged Weight	Delivered Pricing Fabric Grade A1	Delivered Pricing Grade A1 Leather
ALTSC	<b>Conference Chair - Entire Seat</b> • With foam and upholstery	ALTC.SC.S	□□□□	0.9#	\$ 50	\$ 180
ALTSC	<b>Fabric Task Chair - Back Slip Cover</b> • With foam	ALTU.SC.B	□□□□	0.9#	\$ 50	\$ 180
ALTSC	<b>Fabric Task Chair - Seat Slip Cover</b> • With foam	ALTU.SC.S	□□□□	1.0#	\$ 50	\$ 180
ALTSC	<b>Mesh Task Chair - Seat Slip Cover</b> • With foam	ALTM.SC.S	□□□□	0.9#	\$ 50	\$ 180

A

B

HOW TO ORDER

Indicate the following information on order form:

- Quantity of each item.
- Model number, including options. See "How To Build a Model Number".
- Any special service required.

Note:

- The □ indicates that a choice is required.
- The absence of the □ indicates that no choice is required.
- Alpha-numeric characters in place of □ indicate that no other alternatives are available.

HOW TO BUILD A MODEL NUMBER

- A** Select basic model.
- B** Select upholstery color.  
Refer to color addendum at [ki.com](#) or KI Fabrics & Finishes binder.
- C** Select fire code.
- |            |                             |
|------------|-----------------------------|
| <b>NFR</b> | - Compliance to TB 117-2013 |
| <b>FR</b>  | - Compliance to TB 133      |

INFORMATION

**California TB133 Fire Safety Code**  
For California Technical Bulletin 133 compliant models, add the following upcharge.

Model=Conference  
Added Lead Time=1 week  
Added List Price=\$80

Model=Mesh Task  
Added Lead Time=1 week  
Added List Price=\$80

Note: FR is not offered on Leather and is not offered when the optional lumbar support is specified for the Mesh Task chair.

UPHOLSTERY INFORMATION

**C.O.M. Upholstery (Mesh Task Chair)**  
C.O.M. requirement for less than ten chairs is 1 yard of 54" wide nondirectional fabric. For ten or more chairs, it is 1/2 yard of 54" wide nondirectional fabric. For complete information on ordering C.O.M. see "Ordering C.O.M., C.O.V. and C.O.L." section.



Delivered Pricing Fabric Grade 1 & C.O.M.	Delivered Pricing Fabric Grade 2	Delivered Pricing Fabric Grade 3	Delivered Pricing Vinyl Group 2V	Delivered Pricing Pallas Fabric Group P0	Delivered Pricing Pallas Fabric Group P1	Delivered Pricing Pallas Fabric Group P2	Delivered Pricing Pallas Fabric Group P3	Delivered Pricing Pallas Fabric Group P4
\$ 195	\$ 199	\$ 212	\$ 212	\$ 251	\$ 263	\$ 277	\$ 296	\$ 322
\$ 62	\$ 74	\$ 88	\$ 88	\$ 99	\$ 149	\$ 162	\$ 175	\$ 186

SPECIAL SERVICES

Special Carton Marking

With specially marked information N/C

Shipping

Shipped **assembled freight prepaid f.o.b. Tupelo, Mississippi 38804** factory. Freight class #125.

Specifications and prices are subject to change without prior notice.



Task Chair  
(APDNAP)



Task Stool  
(APSNAP)

Features		
Molded plywood, optional upholstered seat pad	•	•
300 lb tested	•	•
General Dimensions		
Seat width	17-1/2"	17-1/2"
Seat depth	17-3/8"	17-3/8"
Seat height (upholstered add 1/2")	17-1/2" - 22-1/2"	20-1/2" - 28"
Overall Dimensions		
Width	27-1/2"	27-1/2"
Depth	27-1/2"	27-1/2"
Height	32-1/2" - 37-1/2"	35-1/2" - 43"

SPECIFICATIONS

Shell

One-piece contoured wood shell is constructed of formed plywood, .460"-.480" thick, 7-ply maple and poplar construction. The mold-formed seat and back provide for comfort and strength. Top/bottom and front/back surfaces are vertical grade postforming, product type 335, high-pressure laminate thickness of .028", standard finish is #38 or #60 with a sanded edge with tung oil finish. The wood shell is supported by four plywood circular disks and ¼ -20 T-nuts bonded with construction grade adhesive and fastened to a variety of base structures with four ¼ -20x1/2" thread-locking screws. The chair perimeter is designed such that it provides a feature to support backpacks or courier bags. Shells are available in wood grain laminates or solid laminates.

Upholstered Seat

As an option, shells may be equipped with

an upholstered seat pad. Urethane foam is attached to a formed plywood upholstery liner, then upholstered using a drawstring process. The foam is a nominal ½" thickness. The pad assembly is attached to the shell using 10-24 screws, engaging T-nuts in the liner.

Underseat Structure

The shell is attached to an 11-gauge steel seat spider and cast aluminum height-adjust control. A single paddle under the seat operates the height adjusting pneumatic cylinder.

Base

Two five-blade base options are available: a reinforced black nylon base or a polished aluminum base.

Stools are equipped with an 18" diameter, adjustable-height footring made of die-cast aluminum with a chrome plated tubular steel ring and black "spokes."

Casters

Casters are double-wheel, high-impact thermoplastic, available with hard or soft wheel surface. Casters, base, and cylinder are available in black.

Stacking Vinyl Upholstered Chairs

It is recommended that chairs to be stacked be covered in material other than vinyl as an impression in the seat may result. KI does not warrant the effects of stacking on stock or C.O.M. vinyl upholstery.

INFORMATION

C.O.M. Testing and Production Requirements

Not all materials are suitable for upholstering this product. A 1 yd. x 54" sample must be submitted and approved prior to acceptance of an order. Upholstered only and cushioned/upholstered chairs must be tested separately. If the fabric is directional in pattern or weave, the direction must

be indicated on the submitted sample, and additional yardage may be requested. Customer's own vinyl cannot be used on this product.

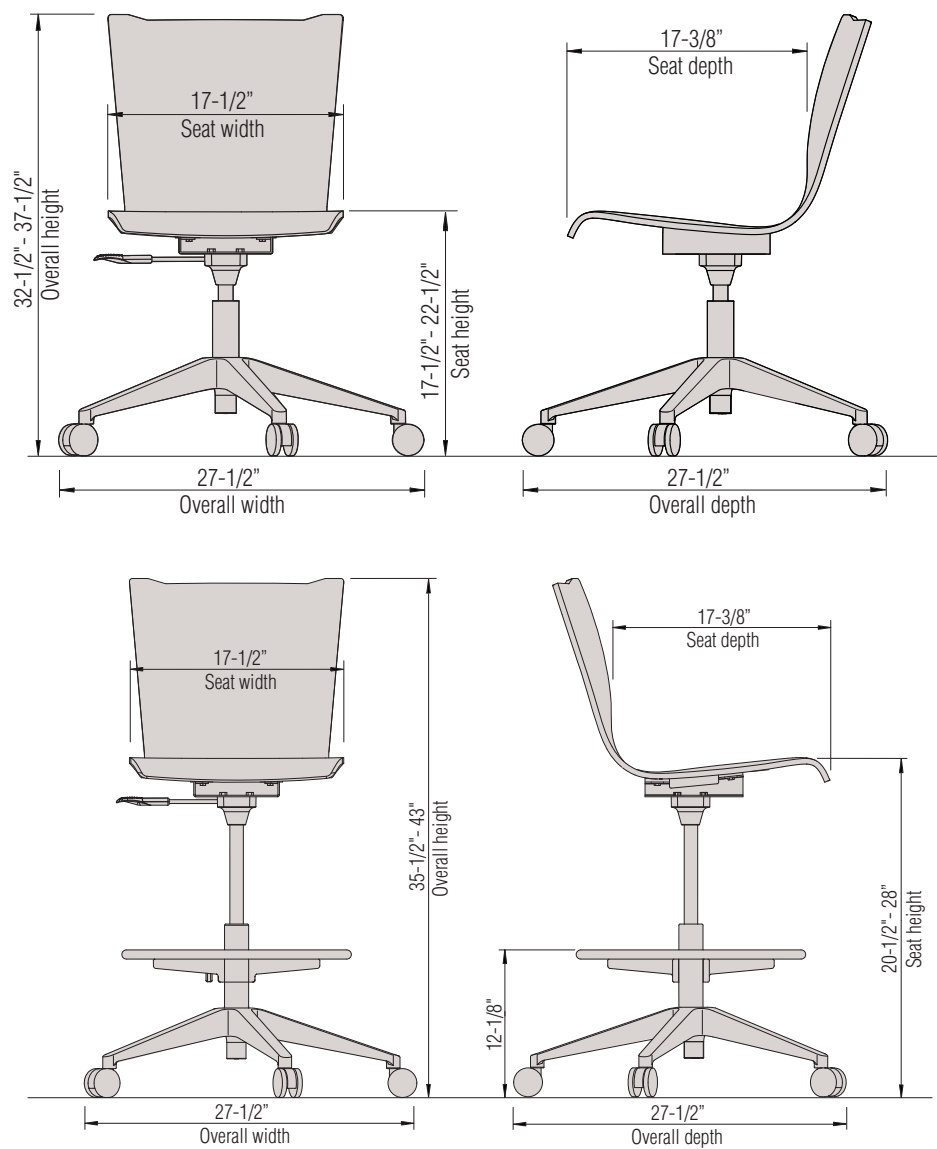
Test samples must be sent to:

KI  
Attn: C.O.M. Specialist  
1687 Westminster Drive - Gate 3  
Green Bay, WI 54302

Fabric Disclaimer

Fabric will be applied as swatched by the fabric manufacturer. Fabric that is required to be applied differently than is swatched will need a Special Cost Request written specifying the direction the fabric is to be applied. The posted standard lead time will apply to the Special Cost Request.






#### INFORMATION

##### Warranty

Refer to KI Terms & Conditions document or visit [ki.com](http://ki.com)



	MODEL	Features	MODEL NUMBER						Approx. Packaged Weight
			Basic Model	Base Finish	Shell Color	Fire Code	Upholstery Color	Casters	
 <p>APDP APDU</p>	<b>Armless Chair</b>	Laminate Shell	APDNAP	<input type="checkbox"/>	<input type="checkbox"/>			<input type="checkbox"/>	20.0#
	<ul style="list-style-type: none"> <li>• Height-adjusted pneumatic cylinder</li> <li>• Wood laminate shell</li> <li>• Woodgrain and solid laminate options</li> <li>• Tested to 300 pounds and BIFMA standards</li> </ul>	Upholstered Seat Pad	APDNAU	<input type="checkbox"/>	<input type="checkbox"/>	<input type="checkbox"/>	<input type="checkbox"/>	<input type="checkbox"/>	20.0#
			<b>A</b>	<b>B</b>	<b>C</b>	<b>D</b>	<b>E</b>	<b>F</b>	

<b>C</b>	- Carpet casters
<b>S</b>	- Hard floor casters; add \$49



Delivered Pricing Unupholstered	Delivered Pricing Fabric Grade 1 & C.O.M.	Delivered Pricing Fabric Grade 2	Delivered Pricing Fabric Grade 3	Delivered Pricing C.O.V.	Delivered Pricing Vinyl Group 2V	Delivered Pricing Pallas Fabric Group P0	Delivered Pricing Pallas Fabric Group P1	Delivered Pricing Pallas Fabric Group P2	Delivered Pricing Pallas Fabric Group P3	Delivered Pricing Pallas Fabric Group P4
\$ 552										
N/A	687	691	713	687	713	710	726	779	799	828

## OPTIONS

### California TB133 Fire Safety Code

For California Technical Bulletin 133 compliant models, add the following upcharge:

Model=Upholstered Seat

Added List Price=\$45

## SPECIAL SERVICES

### Special Carton Marking

With specially marked information N/C

### Shipping

Shipped **k.d. freight prepaid f.o.b. Green Bay, Wisconsin 54302** factory. Freight class #125.

Specifications and prices are subject to change without prior notice.

# Apply™

## Task Stool



APSP  
APSU

MODEL	Features	MODEL NUMBER						Approx. Packaged Weight
		Basic Model	Base Finish	Shell Color	Fire Code	Upholstery Color	Casters	
<b>Armless Stool</b> <ul style="list-style-type: none"> <li>Height-adjusted pneumatic cylinder</li> <li>18" footring</li> <li>Wood laminate shell</li> <li>Woodgrain and solid laminate options</li> <li>Tested to 300 pounds and BIFMA standards</li> </ul>	Laminate Shell	APSNAP	<input type="checkbox"/> <input type="checkbox"/>	<input type="checkbox"/> <input type="checkbox"/>			<input type="checkbox"/>	22.0#
	Upholstered Seat Pad	APSNAU	<input type="checkbox"/> <input type="checkbox"/>	<input type="checkbox"/> <input type="checkbox"/>	<input type="checkbox"/> <input type="checkbox"/> <input type="checkbox"/>	<input type="checkbox"/> <input type="checkbox"/> <input type="checkbox"/> <input type="checkbox"/> <input type="checkbox"/>	<input type="checkbox"/>	22.0#
		<b>A</b>	<b>B</b>	<b>C</b>	<b>D</b>	<b>E</b>	<b>F</b>	

### HOW TO ORDER

Indicate the following information on order form:

- Quantity of each item.
- Model number, including options. See "How To Build a Model Number".
- Any special service required.

Note: • The ☐ indicates that a choice is required.

- The absence of the ☐ indicates that no choice is required.
- Alpha-numeric characters in place of ☐ indicate that no other alternatives are available.

### HOW TO BUILD A MODEL NUMBER

**A** Select basic model.

**B** Select base finish.

**BL** - Black

**PA** - Polished aluminum; add \$90

**C** Select laminate shell color.

Refer to color addendum at [ki.com](http://ki.com) or KI Fabrics & Finishes binder.

**D** Select fire code.

**NFR** - Compliance to TB 117-2013

**FR** - Compliance to TB 133

**E** Select upholstery grade/color.

Refer to color addendum at [ki.com](http://ki.com) or KI Fabrics & Finishes binder.

**F** Select caster option.

**C** - Carpet casters

**S** - Hard floor casters; add \$49

Delivered Pricing Unupholstered	Delivered Pricing Fabric Grade 1 & C.O.M.	Delivered Pricing Fabric Grade 2	Delivered Pricing Fabric Grade 3	Delivered Pricing C.O.V.	Delivered Pricing Vinyl Group 2V	Delivered Pricing Pallas Fabric Group P0	Delivered Pricing Pallas Fabric Group P1	Delivered Pricing Pallas Fabric Group P2	Delivered Pricing Pallas Fabric Group P3	Delivered Pricing Pallas Fabric Group P4
\$ 668										
N/A	802	808	832	802	832	825	843	895	915	945

For California Technical Bulletin 133 compliant models, add the following upcharge:  
Model=Upholstered Seat  
Added List Price=\$45

### Special Carton Marking

With specially marked information	N/C
-----------------------------------	-----

## Shipping

Shipped **k.d. freight prepaid f.o.b. Green Bay, Wisconsin 54302** factory. Freight class #125.

Specifications and prices are subject to change without prior notice.

# Avail®

General Information



No-Arm Task Chair (KIUV72/NA)

360° Pivot Arm Task Chair (KIUV72/JR30)



Adjustable T-Arm Task Chair (KIUV72/JR39)

Features			
Free-floating back	•	•	•
Back lock	•	•	•
Height and width adjustable arms		•	•
General Dimensions			
Seat width	19"	19"	19"
Seat depth	16-1/2"	16-1/2"	16-1/2"
Seat height	16-1/2" - 21"	16-1/2" - 21"	16-1/2" - 21"
Backrest height	21-1/4"	21-1/4"	21-1/4"
Lumbar	7-3/4"	7-3/4"	7-3/4"
Overall Dimensions			
Height	37-3/4" - 42-1/4"	37-3/4" - 42-1/4"	37-3/4" - 42-1/4"
Width	25"	25"	25"
Depth	25"	25"	25"
Back range	25 degrees (from 102 - 127 degrees)	25 degrees (from 102 - 127 degrees)	25 degrees (from 102 - 127 degrees)

SPECIFICATIONS

Mechanism

Stamped steel dual housing forms a sturdy cradle for the seat. There is only one control lever which actuates the pneumatic cylinder with infinite selection within the range and locks the chair in an upright position. The synchrotilt mechanism adjusts the back and seat in a 2:1 free-floating mode.

Backrest

Nylon with fiberglass reinforced frame.

Back Height

Fixed height.

Seat

Constructed of a 1/2" thick, saddle-shaped plywood with 2-1/2" thick molded, high-resilient foam and upholstered with fabric, vinyl, or leather. Back mesh material is PE elastomeric with polyester. The entire seat assembly is mounted to the mechanism by 4 screws.

Adjustable 360° Pivot Arm (JR30)

Black molded urethane armcap pivots 360 degrees and locks in place. 3" of height adjustment and 3" of total width adjustment.

Adjustable T-Arm (JR39)

Two-way adjustable width/height. Black molded urethane armcap. Adjustable height range of 4.25". Adjustable width range of 1.75" each side. Arm ships KD (same box as the chair) and must be installed on the chair (no tools required).

Fixed Loop Arm (KR48)

Black plastic arm.

Adjustable Loop Arm (KR72)

Black molded urethane armcap. 2.5" of height adjustment.

Adjustable K-Arm (KR200)

Two-way adjustable width/height. Black molded urethane armcap. Natural grip control. Adjustable height range of 2.75". Adjustable width range of 1" each side.

Base

25" diameter, five-blade reinforced nylon base. Black only.

Casters

The double 55mm diameter black wheels are molded of high-impact thermoplastic and are housed in a high-impact frame. Carpet or hard floor casters are available.

INFORMATION

Shipment

Ships partially assembled.

C.O.M. Testing and Production Requirements

Not all materials are suitable for upholstering this product. A 1-1/2 yd. x 54" sample must be submitted and approved prior to acceptance of an order. If the fabric is directional in pattern or weave, the direction must be indicated on the submitted sample, and additional yardage may be requested.

Test sample must be sent to:

Avail  
Attn: C.O.M. Department  
1110 S. Mildred Ave.  
Ontario, CA 91761

Fabric Disclaimer

Fabric will be applied as swatched by the fabric manufacturer. Fabric that is required


**Fixed Loop Arm  
Task Chair (KIUV72/KR48)**
**Adjustable Loop Arm  
Task Chair (KIUV72/KR72)**
**Adjustable K-Arm  
Task Chair (KIUV72/KR200)**

Features			
Free-floating back	•	•	•
Back lock	•	•	•
Height and width adjustable arms			•
General Dimensions			
Seat width	19"	19"	19"
Seat depth	16-1/2"	16-1/2"	16-1/2"
Seat height	16-1/2" - 21"	16-1/2" - 21"	16-1/2" - 21"
Backrest height	21-1/4"	21-1/4"	21-1/4"
Lumbar	7-3/4"	7-3/4"	7-3/4"
Overall Dimensions			
Height	37-3/4" - 42-1/4"	37-3/4" - 42-1/4"	37-3/4" - 42-1/4"
Width	25"	25"	25"
Depth	25"	25"	25"
Back range	25 degrees (from 102 - 127 degrees)	25 degrees (from 102 - 127 degrees)	25 degrees (from 102 - 127 degrees)

to be applied differently than is swatched will need a Special Cost Request written specifying the direction the fabric is to be applied. The posted standard lead time will apply to the Special Cost Request.



## INFORMATION

### Warranty

Refer to KI Terms & Conditions document or visit [ki.com](http://ki.com)

# Avail®

## Task Chair

MODEL		MODEL NUMBER				Approx. Packaged Weight	Delivered Pricing Fabric Grade Soft Knit™	Delivered Pricing Fabric Grade 1 & C.O.M.
		Basic Model	Back Panel	Upholstery Color	Base			
  AVAIL	<b>No-Arm Chair</b> <ul style="list-style-type: none"><li>• Free-floating back</li><li>• Back lock</li><li>• Back is black mesh</li><li>• Upholstered seat</li></ul>	KIUV72/NA	BL	□□□□	□	43.0#	\$ 496	\$ 445
  AVAIL	<b>360° Pivot Arm</b> <ul style="list-style-type: none"><li>• Free-floating back</li><li>• Back lock</li><li>• Back is black mesh</li><li>• Upholstered seat</li><li>• Height and width adjustable arms</li></ul>	KIUV72/JR30	BL	□□□□	□	51.0#	\$ 731	\$ 678
  AVAIL	<b>Adjustable T-Arm</b> <ul style="list-style-type: none"><li>• Free-floating back</li><li>• Back lock</li><li>• Back is black mesh</li><li>• Upholstered seat</li><li>• Height and width adjustable arms</li></ul>	KIUV72/JR39	BL	□□□□	□	51.0#	\$ 660	\$ 609

A

B

C

D

A

B

C

D

### HOW TO ORDER

Indicate the following information on order form:

- Quantity of each item.
- Model number, including options. See "How To Build a Model Number".
- Any special service required.

Note: • The □ indicates that a choice is required.

- The absence of the □ indicates that no choice is required.
- Alpha-numeric characters in place of □ indicate that no other alternatives are available.

### HOW TO BUILD A MODEL NUMBER

**A** Select basic model.

**B** Select back panel.  
BL - Black

**C** Select upholstery color.  
Refer to color addendum at ki.com or KI Fabrics & Finishes binder.

**D** Select base option.  
C - Carpet casters  
S - Hard floor casters

### UPHOLSTERY INFORMATION

#### C.O.M. Upholstery

C.O.M. requirement for less than five chairs is 1 yard of 54" wide nondirectional fabric. For five or more chairs, it is 3/4 yard of 54" wide nondirectional fabric. For complete information on ordering C.O.M. see "Ordering C.O.M., C.O.V. and C.O.L." section.





Delivered Pricing Fabric Grade 2	Delivered Pricing Fabric Grade 3	Delivered Pricing Vinyl Group 2V	Delivered Pricing Pallas Fabric Group P0	Delivered Pricing Pallas Fabric Group P1	Delivered Pricing Pallas Fabric Group P2	Delivered Pricing Pallas Fabric Group P3	Delivered Pricing Pallas Fabric Group P4	Delivered Pricing Leather
\$ 495	\$ 502	\$ 502	\$ 473	\$ 535	\$ 559	\$ 584	\$ 613	\$ 671
\$ 730	\$ 736	\$ 736	\$ 707	\$ 768	\$ 794	\$ 820	\$ 849	\$ 906
\$ 659	\$ 665	\$ 665	\$ 637	\$ 698	\$ 723	\$ 750	\$ 777	\$ 834

SPECIAL SERVICES

Special Carton Marking


With specially marked information N/C

Shipping

Shipped **k.d. freight prepaid f.o.b. Ontario, California 91761** factory. Freight class #125.

Specifications and prices are subject to change without prior notice.

Avail®  
Task Chair

		MODEL NUMBER				Approx. Packaged Weight		Delivered Pricing Fabric Grade Soft Knit™	
		Basic Model	Back Panel	Upholstery Color	Base				
AVAIL	<b>Fixed Loop Arm</b> <ul style="list-style-type: none"><li>• Free-floating back</li><li>• Back lock</li><li>• Back is black mesh</li><li>• Upholstered seat</li></ul>	KIUV72/KR48	BL	<input type="checkbox"/> <input type="checkbox"/> <input type="checkbox"/> <input type="checkbox"/>	<input type="checkbox"/>	51.0#	\$	648	
AVAIL	<b>Adjustable Loop Arm</b> <ul style="list-style-type: none"><li>• Free-floating back</li><li>• Back lock</li><li>• Back is black mesh</li><li>• Upholstered seat</li><li>• Height adjustable arms</li></ul>	KIUV72/KR72	BL	<input type="checkbox"/> <input type="checkbox"/> <input type="checkbox"/> <input type="checkbox"/>	<input type="checkbox"/>	51.0#	\$	660	
  AVAIL	<b>Adjustable K-Arm</b> <ul style="list-style-type: none"><li>• Free-floating back</li><li>• Back lock</li><li>• Back is black mesh</li><li>• Upholstered seat</li><li>• Height and width adjustable arms</li></ul>	KIUV72/KR200	BL	<input type="checkbox"/> <input type="checkbox"/> <input type="checkbox"/> <input type="checkbox"/>	<input type="checkbox"/>	51.0#	\$	622	
		<b>A</b>	<b>B</b>	<b>C</b>	<b>D</b>				

HOW TO ORDER

- Indicate the following information on order form:
1. Quantity of each item.
  2. Model number, including options. See "How To Build a Model Number".
  3. Any special service required.

Note:

- The ☐ indicates that a choice is required.
- The absence of the ☐ indicates that no choice is required.
- Alpha-numeric characters in place of ☐ indicate that no other alternatives are available.

HOW TO BUILD A MODEL NUMBER

- A** Select basic model.
- B** Select back panel.  
BL - Black
- C** Select upholstery color.  
Refer to color addendum at [ki.com](http://ki.com) or KI Fabrics & Finishes binder.
- D** Select base option.  
C - Carpet casters  
S - Hard floor casters

UPHOLSTERY INFORMATION

**C.O.M. Upholstery**  
C.O.M. requirement for less than five chairs is 1 yard of 54" wide nondirectional fabric. For five or more chairs, it is 3/4 yard of 54" wide nondirectional fabric. For complete information on ordering C.O.M. see "Ordering C.O.M., C.O.V. and C.O.L." section.



Delivered Pricing Fabric Grade 1 & C.O.M.	Delivered Pricing Fabric Grade 2	Delivered Pricing Fabric Grade 3	Delivered Pricing Vinyl Group 2V	Delivered Pricing Pallas Fabric Group P0	Delivered Pricing Pallas Fabric Group P1	Delivered Pricing Pallas Fabric Group P2	Delivered Pricing Pallas Fabric Group P3	Delivered Pricing Pallas Fabric Group P4	Delivered Pricing Leather
\$ 598	\$ 647	\$ 654	\$ 654	\$ 627	\$ 689	\$ 711	\$ 739	\$ 765	\$ 824
\$ 609	\$ 659	\$ 665	\$ 665	\$ 637	\$ 698	\$ 723	\$ 750	\$ 777	\$ 834
\$ 572	\$ 621	\$ 628	\$ 628	\$ 600	\$ 662	\$ 686	\$ 711	\$ 739	\$ 797

SPECIAL SERVICES

Special Carton Marking

With specially marked information N/C

Shipping

Shipped **k.d. freight prepaid f.o.b. Ontario, California 91761** factory. Freight class #125.

Specifications and prices are subject to change without prior notice.

# Cinturon™

General Information



Cinturon™ (Transitional)

Dimensions	
Overall width	26"
Overall depth	25"
Overall height	38-3/4" - 46"



2 Base - Polished aluminum with black hooded casters.



4 Base - Matte black understructure, bullnose edge wood caps with black hooded casters.



8 Base - Matte black understructure, grooved edge wood caps with black hooded casters.



9 Base - Matte black with black hooded casters.

## SPECIFICATIONS

### Complimentary Furniture

The following lounge collections offer complimentary furniture that creates continuity and a cohesive look throughout a facility. These complimentary pieces can be found in other sections of the KI price list.

CINTURON - Cinturon™ Lounge Seating

## UPHOLSTERY INFORMATION

### C.O.M. Fabric

For C.O.M. fabric sent to KI-High Point on multiple rolls, add an additional yard of fabric per roll to the yardage requirements. Multiple rolls have shorter pieces of fabric on them and do not allow nesting and stacking of the fabric to achieve the best yield as is done with one large roll. This results in yardage shortages and requests for additional fabric from the client, which can hold up the order. For each roll that is sent, one yard needs to be added and needs to be added to

one of the rolls, not separately.

### Fabric Disclaimer

Fabric will be applied as swatched by the fabric manufacturer. Fabric that is required to be applied differently than is swatched will need a Special Cost Request written specifying the direction the fabric is to be applied. The posted standard lead time will apply to the Special Cost Request.

## FINISH INFORMATION

### SPECIAL FINISH MATCHES

KI can match special finish requests at an upcharge of \$72 List per item, up to 12 or a maximum charge of \$865 List per order per color. Special finish requests must be sent to your KI customer service representative.

Upon receipt from KI, the finishing department will prepare a "strike-off" which will be sent to the customer for approval.

The approval form accompanying the strike-off should be faxed to your KI customer service representative. Upon receipt of the signed approval form, KI will proceed with the order. Disapproved samples may be sent back to KI directly with an explanation of disapproval. A Special Finish Number (SFN) will be assigned to this finish sample for future reference or reorders





#### INFORMATION

**Warranty**

Refer to KI Terms & Conditions document or  
visit [ki.com](http://ki.com)

# Cinturon™

Task Chairs

				MODEL NUMBER					
				Basic Model	Non-Contrast or Fabric Contrast 1	Wood Base Finish	Fire Code		
MODEL		Features	COM					Approx. Packaged Weight	Grade C.O.M.
 CINT	Mid Back - Upholstered Arm	2 Base	2.75 yd	1025/2	□□□□		□□□	75.0#	\$ 1698
		4 Base	2.75 yd	1025/4	□□□□	□□□	□□□	75.0#	1698
		8 Base	2.75 yd	1025/8	□□□□	□□□	□□□	75.0#	1698
		9 Base	2.75 yd	1025/9	□□□□		□□□	75.0#	1533
 CINT	High Back - Upholstered Arm	2 Base	3.25 yd	1026/2	□□□□		□□□	80.0#	\$ 1863
		4 Base	3.25 yd	1026/4	□□□□	□□□	□□□	80.0#	1863
		8 Base	3.25 yd	1026/8	□□□□	□□□	□□□	80.0#	1863
		9 Base	3.25 yd	1026/9	□□□□		□□□	80.0#	1698
				<b>A</b>	<b>B</b>	<b>C</b>	<b>D</b>		

HOW TO ORDER

Indicate the following information on order form:

1. Quantity of each item.
2. Model number, including options. See "How To Build a Model Number".
3. Any special service required.

Note:

- The □ indicates that a choice is required.
- The absence of the □ indicates that no choice is required.
- Alpha-numeric characters in place of □ indicate that no other alternatives are available.

HOW TO BUILD A MODEL NUMBER

- A** Select basic model.
- B** Select non-contrast or fabric contrast 1. Refer to color addendum at [ki.com](#) or KI Fabrics & Finishes binder.
- C** Select wood base finish color. Refer to color addendum at [ki.com](#) or KI Fabrics & Finishes binder.
- D** Select fire code.  
**NFR** - Compliance to TB 117-2013  
**FR** - Compliance to TB 133  
See pricing column for TB133 upcharge.

KENSINGTON MAPLE UPCHARGE

Kensington Maple requires extended leadtimes.

Model	
1025/4	\$65
1025/8	\$65
1026/4	\$65
1026/8	\$65



Grade C	Grade D	Grade E & C.O.L.	Grade F	Grade G	Grade H	Grade I	Grade J	Grade K	Grade L Leather	Grade M Leather	TB133 add to list price
\$ 1738	\$ 1782	\$ 1832	\$ 1863	\$ 1933	\$ 1997	\$ 2081	\$ 2245	\$ 2412	\$ 2578	\$ 2914	\$ 335
1738	1782	1832	1863	1933	1997	2081	2245	2412	2578	2914	335
1738	1782	1832	1863	1933	1997	2081	2245	2412	2578	2914	335
1589	1630	1682	1710	1782	1845	1930	2095	2263	2429	2758	335

\$ 1919	\$ 1962	\$ 2026	\$ 2067	\$ 2141	\$ 2222	\$ 2321	\$ 2519	\$ 2716	\$ 2912	\$ 3305	\$ 363
1919	1962	2026	2067	2141	2222	2321	2519	2716	2912	3305	363
1919	1962	2026	2067	2141	2222	2321	2519	2716	2912	3305	363
1770	1820	1880	1920	1998	2075	2174	2372	2567	2766	3161	363

## INFORMATION

### C.O.M. Requirements

C.O.M. yardage requirements listed above are based on plain goods 54" wide. If less than 54" wide or fabrics requiring matching (stripes, plaids, prints, large patterns), additional yardage will be needed. Consult C.O.M. matrix for additional yardage needed. For C.O.M. fabric sent to KI-High Point on multiple rolls, add an additional yard of fabric per roll to the yardage requirements.

### C.O.L. Requirements

Figure 18 sq. ft. of leather (C.O.L.) for each yard shown (i.e., 4.75 x 18 = 85.5 sq. ft).

### California TB133 Fire Safety Code

The above seating products can be manufactured using the appropriate flame-retardant materials and fabric selections for compliance to California Technical Bulletin 133. Please contact KI customer service for fabric compliance.

## Construction

Frames of compound curved laminate wood veneer. Cushioning of multiple densities of polyurethane foam and Dacron fiber. Gas lift with tilt lock, knee-tilt control is standard. Attached cushions.

## OPTIONS

### Base Options

- 2 Base Polished aluminum with black hooded casters.
- 4 Base Matte black understructure, bullnose edge wood caps with black hooded casters.
- 8 Base Matte black understructure, grooved edge wood caps with black hooded casters.
- 9 Base Matte black with black hooded casters.

Specify base style number when ordering.

## SPECIAL SERVICES

### Special Carton Marking

With specially marked information N/C

### Shipping

Shipped **assembled freight prepaid f.o.b. High Point, North Carolina 27263** factory. Freight class #150.

Specifications and prices are subject to change without prior notice.







Grade C.O.M.	Grade C	Grade D	Grade E & C.O.L.	Grade F	Grade G	Grade H	Grade I	Grade J	Grade K	Grade L Leather	Grade M Leather	TB133 add to list price
\$ 1630	\$ 1674	\$ 1708	\$ 1756	\$ 1786	\$ 1848	\$ 1909	\$ 1984	\$ 2132	\$ 2288	\$ 2435	\$ 2740	\$ 335
1630	1674	1708	1756	1786	1848	1909	1984	2132	2288	2435	2740	335
1630	1674	1708	1756	1786	1848	1909	1984	2132	2288	2435	2740	335
1473	1533	1567	1613	1647	1706	1769	1841	1996	2150	2297	2603	335

\$ 1754	\$ 1798	\$ 1843	\$ 1892	\$ 1924	\$ 1994	\$ 2056	\$ 2137	\$ 2303	\$ 2469	\$ 2632	\$ 2960	\$ 363
1754	1798	1843	1892	1924	1994	2056	2137	2303	2469	2632	2960	363
1754	1798	1843	1892	1924	1994	2056	2137	2303	2469	2632	2960	363
1611	1675	1717	1767	1796	1867	1943	2014	2181	2346	2512	2847	363

## INFORMATION

### C.O.M. Requirements

C.O.M. yardage requirements listed above are based on plain goods 54" wide. If less than 54" wide or fabrics requiring matching (stripes, plaids, prints, large patterns), additional yardage will be needed. Consult C.O.M. matrix for additional yardage needed. For C.O.M. fabric sent to KI-High Point on multiple rolls, add an additional yard of fabric per roll to the yardage requirements.

### C.O.L. Requirements

Figure 18 sq. ft. of leather (C.O.L.) for each yard shown (i.e., 4.75 x 18 = 85.5 sq. ft).

### California TB133 Fire Safety Code

The above seating products can be manufactured using the appropriate flame-retardant materials and fabric selections for compliance to California Technical Bulletin 133. Please contact KI customer service for fabric compliance.

## Construction

Frames of compound curved laminate wood veneer. Cushioning of multiple densities of polyurethane foam and Dacron fiber. Gas lift with tilt lock, knee-tilt control is standard. Attached cushions.

## OPTIONS

### Base Options

- 2 Base Polished aluminum with black hooded casters.
- 4 Base Matte black understructure, bullnose edge wood caps with black hooded casters.
- 8 Base Matte black understructure, grooved edge wood caps with black hooded casters.
- 9 Base Matte black with black hooded casters.

Specify base style number when ordering.

## SPECIAL SERVICES

### Special Carton Marking

With specially marked information N/C

### Shipping

Shipped **assembled freight prepaid f.o.b. High Point, North Carolina 27263** factory. Freight class #150.

Specifications and prices are subject to change without prior notice.



Upholstered Back Adjustable Arm Chair  
(ENGU/BL/AA)



Poly Back Armless Chair  
(ENGP/BL/NA)

Features		
Back flex	•	•
Seat depth adjustment	•	•
Forward seat tilt	•	•
Variable position back lock	•	•
Back height adjustment	•	•
Arms	•	
General Dimensions		
Seat width	18-3/4"	18-3/4"
Seat depth	16" - 19"	16" - 19"
Seat height	16" - 20-3/4"	16 - 20-3/4"
Back width (at lumbar)	18"	18"
Back height (above seat)	16-3/8" - 20-3/8"	16-3/8" - 20-3/8"
Overall Dimensions		
Width	28"	26"
Depth	22-1/2" - 25-1/2"	22-1/2" - 25-1/2"
Height	36-3/8" - 41-1/8"	36-3/8" - 41-1/8"
Top of arm from seat with adjustable arms	6" - 10"	
Armcap width (inside dimension) with adjustable arms	18-1/2"	

SPECIFICATIONS

Seat

Seat is constructed of a molded polypropylene seatboard with foam molded directly onto it. The foam-covered board is upholstered with fabric. An integral "seat slide button" is attached to the underside of the board, which allows the seat depth to be adjusted from 16" to 19" for the chairs and 16" to 17-3/4" for the stool. A textured polypropylene seat shroud attaches to the bottom of the seat and permits access to the seat slide button. The entire assembly is mounted through slots in the mechanism that allow the seat to slide in and out.

Backrest

The backrest has the same basic construction as the seat except the textured polypropylene shroud is also available in an upholstered version. The back also includes an adjustment lever that allows the back to be raised or lowered 4" vertically along the J-bar.

Synchronized Knee Tilt Mechanism

A stamped and welded steel housing contains a set of torsion bars that supply the force to the mechanism. Controls include a back angle lock, tilt tension control and pneumatic seat height lever for both the chairs and the stool, but also a forward tilt lockout for the chairs. The seat is in a 2° reclined position. When the forward tilt lock is disengaged, the seat tilts to a 2° forward position. The back angle can be locked at three positions. The tension can be increased or decreased by turning the tension dial to set the desired amount of preset on the torsion springs. The seat height can be pneumatically adjusted from 16" - 20-3/4" on the chairs and 22" to 32-1/4" on the stools with infinite selection within the range. The plastic mechanism shroud and control handles match the color of the chair.

Adjustable Armrests with Pivoting Armcaps (AA)

A curved and angled-forward arm support that is molded from reinforced nylon sup-

ports a height adjustable nylon sleeve that allows for 4" of vertical adjustment from 6" to 10" above the seat. The armrest height is adjusted by pressing a button mounted in the sleeve. The sleeve supports a self-skinning urethane armrest that pivots 360° from a point near the back of the armrest. The armrest has 4 detents that allow the armrest to snap into position, one straightforward, one each at 20° inward and 20° outward, and one at 180° reversed back position. The armrests are spaced 18-1/2" apart. All parts are color-matched to the other plastic parts of the chair. The nylon supports are bolted to the bottom of the mechanism with four 5/16" bolts and are field-installable.

Adjustable Armrests with Width Adjustable Armcaps (BA)

A tubular steel frame supports self-skinning urethane armrests, height-adjustable armrests (2-1/2" travel) and width adjustable armrests (1" of horizontal travel per arm). The support is welded to the seat underside and powdercoated to match other hard

surface elements.

Adjustable Armrests with Fixed Armcaps (HA)

A curved and angled-forward arm support that is molded from reinforced nylon, supports a height-adjustable reinforced nylon sleeve that allows for 4" of vertical adjustment from 6" to 10" above the seat. The armrest height is adjusted by pressing a button mounted in the sleeve. The sleeve supports a self-skinning urethane armrest. The armrests are spaced 18-1/2" apart. All parts are color-matched to the other plastic parts of the chair. The nylon supports are bolted to the bottom of the mechanism with four 5/16" bolts and are filed-installable.

Base

The 24" diameter (on chairs) and the 26" diameter (on stools), five-blade base is molded from reinforced nylon. A telescoping cylinder shroud conceals the pneumatic cylinder. All finishes match the chair color.



**Poly Back Stool with Adjustable Arms  
(ENGSP/BL/AA)**

#### Features

Back Flex	•
Seat depth adjustment	•
Variable position back lock	•
Back height adjustment	•
Arms	•

#### General Dimensions

Seat width	18-3/4"
Seat depth	16" - 19"
Seat Height	22" - 32-1/4"
Back width (at lumbar)	18"
Back height (above seat)	16-3/8" - 20-3/8"

#### Overall Dimensions

Width	28"
Depth	26"
Height	47-7/8" - 52-5/8"
Top of arm from seat with adjustable arms (AA/HA)	6" - 10"
Top of arm from seat with adjustable arm (BA)	6-1/2" - 9"
Armcap width (inside dimension) with adjustable arm (BA)	20-1/2"
Armcap width (inside dimension) with pivoting arm (AA)	18-1/2"
Armcap width (inside dimension) with adjustable arm (HA)	18-1/2"

#### Carpet Casters

60mm diameter double wheels are molded of high-impact thermoplastic. High-impact plastic frame. Finish matches chair color.

#### Hard Floor Casters

60mm diameter double wheels are molded of soft plastic. High-impact plastic frame. Black finish only.

#### Universal Casters

Average performance for use on both soft and hard surfaces.

#### Footring (on Stools)

Chrome footring is standard.

#### Engage® 24/7

J-Bar is constructed of GR50 steel.

#### INFORMATION

#### C.O.M. Testing and Production

#### Requirements

Not all materials are suitable for upholstering this product. A 1 yd. x 54" sample must be submitted and approved prior to acceptance of an order. If the fabric is directional in pattern or weave, the direction must be indicated on the submitted sample, and additional yardage may be requested.

Test samples must be sent to:

KI  
 Attn: C.O.M. Specialist  
 1687 Westminster Drive - Gate 3  
 Green Bay, WI 54302

#### Fabric Disclaimer

Fabric will be applied as swatched by the fabric manufacturer. Fabric that is required to be applied differently than is swatched will need a Special Cost Request written specifying the direction the fabric is to be applied. The posted standard lead time will apply to the Special Cost Request.

#### Design

Designed by Giancarlo Piretti and manufactured in the USA by Krueger International, Inc. under license from Pro-Cord S.p.A.



#### INFORMATION

#### Warranty

Refer to KI Terms & Conditions document or visit [ki.com](http://ki.com)

# Engage®

## Task Chairs and Stools

	MODEL	Features	MODEL NUMBER				Approx. Packaged Weight
			Basic Model	Base	Frame Color	Upholstery Color	
 ENGP ENGU ENGMP ENGMU	<b>Armless Chair</b> • Back flex • Seat depth adjustment • Forward seat tilt • Variable position back lock • Back height adjustment	Poly Back	ENGP/NA	<input type="checkbox"/>	<input type="checkbox"/> <input type="checkbox"/> <input type="checkbox"/> <input type="checkbox"/>	<input type="checkbox"/> <input type="checkbox"/> <input type="checkbox"/> <input type="checkbox"/>	53.0#
		Uph Back	ENGU/NA	<input type="checkbox"/>	<input type="checkbox"/> <input type="checkbox"/> <input type="checkbox"/> <input type="checkbox"/>	<input type="checkbox"/> <input type="checkbox"/> <input type="checkbox"/> <input type="checkbox"/>	53.0#
		Poly Back, Memory Foam Seat	ENGMP/NA	<input type="checkbox"/>	<input type="checkbox"/> <input type="checkbox"/> <input type="checkbox"/> <input type="checkbox"/>	<input type="checkbox"/> <input type="checkbox"/> <input type="checkbox"/> <input type="checkbox"/>	53.0#
		Uph Back, Memory Foam Seat	ENGMU/NA	<input type="checkbox"/>	<input type="checkbox"/> <input type="checkbox"/> <input type="checkbox"/> <input type="checkbox"/>	<input type="checkbox"/> <input type="checkbox"/> <input type="checkbox"/> <input type="checkbox"/>	53.0#
 ENGP ENGU ENGMP ENGMU	<b>Armchair with Height Adjustable Arm, Pivoting Armcap</b> • Back flex • Seat depth adjustment • Forward seat tilt • Variable position back lock • Back height adjustment	Poly Back	ENGP/AA	<input type="checkbox"/>	<input type="checkbox"/> <input type="checkbox"/> <input type="checkbox"/> <input type="checkbox"/>	<input type="checkbox"/> <input type="checkbox"/> <input type="checkbox"/> <input type="checkbox"/>	60.0#
		Uph Back	ENGU/AA	<input type="checkbox"/>	<input type="checkbox"/> <input type="checkbox"/> <input type="checkbox"/> <input type="checkbox"/>	<input type="checkbox"/> <input type="checkbox"/> <input type="checkbox"/> <input type="checkbox"/>	60.0#
		Poly Back, Memory Foam Seat	ENGMP/AA	<input type="checkbox"/>	<input type="checkbox"/> <input type="checkbox"/> <input type="checkbox"/> <input type="checkbox"/>	<input type="checkbox"/> <input type="checkbox"/> <input type="checkbox"/> <input type="checkbox"/>	60.0#
		Uph Back, Memory Foam Seat	ENGMU/AA	<input type="checkbox"/>	<input type="checkbox"/> <input type="checkbox"/> <input type="checkbox"/> <input type="checkbox"/>	<input type="checkbox"/> <input type="checkbox"/> <input type="checkbox"/> <input type="checkbox"/>	60.0#

**A**      **B**      **C**      **D**

### HOW TO ORDER

Indicate the following information on order form:

1. Quantity of each item.
2. Model number, including options. See "How To Build a Model Number".
3. Any special service required.

Note: • The ☐ indicates that a choice is required.  
 • The absence of the ☐ indicates that no choice is required.  
 • Alpha-numeric characters in place of ☐ indicate that no other alternatives are available.

### HOW TO BUILD A MODEL NUMBER

- A** Select basic model.
- B** Select base option.
- |          |                      |
|----------|----------------------|
| <b>C</b> | - Carpet casters     |
| <b>S</b> | - Hard floor casters |
| <b>U</b> | - Universal casters  |
- C** Select frame color.
- |             |                                    |
|-------------|------------------------------------|
| <b>BL</b>   | - Black                            |
| <b>CHBL</b> | - Polished aluminum base; add \$82 |
- Refer to color addendum at [ki.com](http://ki.com) or KI Fabrics & Finishes binder.
- D** Select fire code.
- |            |                             |
|------------|-----------------------------|
| <b>NFR</b> | - Compliance to TB 117-2013 |
| <b>FR</b>  | - Compliance to TB 133      |
- E** Select upholstery grade/color.  
 Refer to color addendum at [ki.com](http://ki.com) or KI Fabrics & Finishes binder.

### UPHOLSTERY INFORMATION

#### C.O.M. Upholstery

C.O.M. requirement for 10 chairs or less with poly back is 1 yard of 54" wide non-directional fabric; upholstered back, 1-1/2 yards of 54" wide nondirectional fabric. For orders of 11 or more chairs and for complete information on ordering C.O.M., see "Ordering C.O.M., C.O.V. and C.O.L." section.



Delivered Pricing Fabric Grade 1 & C.O.M.	Delivered Pricing Fabric Grade 2	Delivered Pricing Fabric Grade 3	Delivered Pricing C.O.V.	Delivered Pricing Vinyl Group 2V	Delivered Pricing Pallas Fabric Group P0	Delivered Pricing Pallas Fabric Group P1	Delivered Pricing Pallas Fabric Group P2	Delivered Pricing Pallas Fabric Group P3	Delivered Pricing Pallas Fabric Group P4	Delivered Pricing Leather
\$ 925	\$ 938	\$ 949	\$ 925	\$ 949	\$ 985	\$ 1035	\$ 1063	\$ 1097	\$ 1136	\$ 1611
1019	1045	1070			1172	1234	1289	1349	1349	1813
987	1002	1011	987	1011	1046	1097	1125	1160	1198	1675
1085	1109	1134			1238	1300	1354	1413	1413	1879

\$ 1223	\$ 1239	\$ 1246	\$ 1223	\$ 1246	\$ 1281	\$ 1332	\$ 1362	\$ 1396	\$ 1435	\$ 1912
1318	1346	1370			1427	1488	1534	1586	1648	2113
1284	1303	1308	1284	1308	1343	1394	1426	1458	1497	1976
1381	1408	1431			1486	1548	1594	1650	1712	2174

## OPTIONS

### Engage 24/7

To order the Engage® 24/7 chair, please add "/247" to the end of the model number. Added list price is \$71. No additional leadtime.

### California TB133 Fire Safety Code

For California Technical Bulletin 133 compliant models, add the following upcharge:

Model=Poly Back

Added Lead Time=1 week

Added List Price=\$132

Model=Fully Upholstery Back

Added Lead Time=1 week

Added List Price=\$167

### California TB133 Fire Safety Code

Engage® with memory foam is not FR approved.

## SPECIAL SERVICES

### Special Carton Marking

With specially marked information N/C




### Shipping

Shipped **assembled freight prepaid f.o.b. Green Bay, Wisconsin 54302** factory. Freight class #125.

Specifications and prices are subject to change without prior notice.

# Engage®

## Task Chairs and Stools

	MODEL	Features	MODEL NUMBER				Approx. Packaged Weight
			Basic Model	Base	Frame Color	Upholstery Color	
	<b>Armchair with Height Adjustable Arms, Fixed Armcap</b> <ul style="list-style-type: none"> <li>• Back flex</li> <li>• Seat depth adjustment</li> <li>• Forward seat tilt</li> <li>• Variable position back lock</li> <li>• Back height adjustment</li> </ul>	Poly Back	ENGP/HA	<input type="checkbox"/>	<input type="checkbox"/> <input type="checkbox"/> <input type="checkbox"/> <input type="checkbox"/>	<input type="checkbox"/> <input type="checkbox"/> <input type="checkbox"/> <input type="checkbox"/>	60.0#
		Uph Back	ENGU/HA	<input type="checkbox"/>	<input type="checkbox"/> <input type="checkbox"/> <input type="checkbox"/> <input type="checkbox"/>	<input type="checkbox"/> <input type="checkbox"/> <input type="checkbox"/> <input type="checkbox"/>	60.0#
		Poly Back, Memory Foam Seat	ENGMP/HA	<input type="checkbox"/>	<input type="checkbox"/> <input type="checkbox"/> <input type="checkbox"/> <input type="checkbox"/>	<input type="checkbox"/> <input type="checkbox"/> <input type="checkbox"/> <input type="checkbox"/>	60.0#
		Uph Back, Memory Foam Seat	ENGMU/HA	<input type="checkbox"/>	<input type="checkbox"/> <input type="checkbox"/> <input type="checkbox"/> <input type="checkbox"/>	<input type="checkbox"/> <input type="checkbox"/> <input type="checkbox"/> <input type="checkbox"/>	60.0#
ENGP							
ENGU							
ENGMP							
ENGMU							
	<b>Armchair with Height Adjustable Arm, Width Adj Armcap</b> <ul style="list-style-type: none"> <li>• Back flex</li> <li>• Seat depth adjustment</li> <li>• Forward seat tilt</li> <li>• Variable position back lock</li> <li>• Back height adjustment</li> </ul>	Poly Back	ENGP/BA	<input type="checkbox"/>	<input type="checkbox"/> <input type="checkbox"/> <input type="checkbox"/> <input type="checkbox"/>	<input type="checkbox"/> <input type="checkbox"/> <input type="checkbox"/> <input type="checkbox"/>	62.0#
		Uph Back	ENGU/BA	<input type="checkbox"/>	<input type="checkbox"/> <input type="checkbox"/> <input type="checkbox"/> <input type="checkbox"/>	<input type="checkbox"/> <input type="checkbox"/> <input type="checkbox"/> <input type="checkbox"/>	62.0#
		Poly Back, Memory Foam Seat	ENGMP/BA	<input type="checkbox"/>	<input type="checkbox"/> <input type="checkbox"/> <input type="checkbox"/> <input type="checkbox"/>	<input type="checkbox"/> <input type="checkbox"/> <input type="checkbox"/> <input type="checkbox"/>	62.0#
		Uph Back, Memory Foam Seat	ENGMU/BA	<input type="checkbox"/>	<input type="checkbox"/> <input type="checkbox"/> <input type="checkbox"/> <input type="checkbox"/>	<input type="checkbox"/> <input type="checkbox"/> <input type="checkbox"/> <input type="checkbox"/>	62.0#
ENGP							
ENGU							
ENGMP							
ENGMU							
	<b>Armchair with Height Adjustable Arm, Width Adj. Armcap, Chrome Arm Supports</b> <ul style="list-style-type: none"> <li>• Back flex</li> <li>• Seat depth adjustment</li> <li>• Forward seat tilt</li> <li>• Variable position back lock</li> <li>• Back height adjustment</li> <li>• Chrome arm supports</li> </ul>	Poly Back	ENGP/CHBA	<input type="checkbox"/>	<input type="checkbox"/> <input type="checkbox"/> <input type="checkbox"/> <input type="checkbox"/>	<input type="checkbox"/> <input type="checkbox"/> <input type="checkbox"/> <input type="checkbox"/>	62.0#
		Uph Back	ENGU/CHBA	<input type="checkbox"/>	<input type="checkbox"/> <input type="checkbox"/> <input type="checkbox"/> <input type="checkbox"/>	<input type="checkbox"/> <input type="checkbox"/> <input type="checkbox"/> <input type="checkbox"/>	62.0#
		Poly Back, Memory Foam Seat	ENGMP/CHBA	<input type="checkbox"/>	<input type="checkbox"/> <input type="checkbox"/> <input type="checkbox"/> <input type="checkbox"/>	<input type="checkbox"/> <input type="checkbox"/> <input type="checkbox"/> <input type="checkbox"/>	62.0#
		Uph Back, Memory Foam Seat	ENGMU/CHBA	<input type="checkbox"/>	<input type="checkbox"/> <input type="checkbox"/> <input type="checkbox"/> <input type="checkbox"/>	<input type="checkbox"/> <input type="checkbox"/> <input type="checkbox"/> <input type="checkbox"/>	62.0#
ENGP							
ENGU							
ENGMP							
ENGMU							

A

B

C

D

### HOW TO ORDER

Indicate the following information on order form:

1. Quantity of each item.
2. Model number, including options. See "How To Build a Model Number".
3. Any special service required.

Note: • The ☐ indicates that a choice is required.  
 • The absence of the ☐ indicates that no choice is required.  
 • Alpha-numeric characters in place of ☐ indicate that no other alternatives are available.

### HOW TO BUILD A MODEL NUMBER

**A** Select basic model.

**B** Select base option.

- C** - Carpet casters  
**S** - Hard floor casters  
**U** - Universal casters

**C** Select frame color.

- BL** - Black  
**CHBL** - Polished aluminum base; add \$82

Refer to color addendum at [ki.com](http://ki.com) or KI Fabrics & Finishes binder.

**D** Select fire code.

- NFR** - Compliance to TB 117-2013  
**FR** - Compliance to TB 133

**E** Select upholstery grade/color.

Refer to color addendum at [ki.com](http://ki.com) or KI Fabrics & Finishes binder.

### UPHOLSTERY INFORMATION

#### C.O.M. Upholstery

C.O.M. requirement for 10 chairs or less with poly back is 1 yard of 54" wide non-directional fabric; upholstered back, 1-1/2 yards of 54" wide nondirectional fabric. For orders of 11 or more chairs and for complete information on ordering C.O.M., see "Ordering C.O.M., C.O.V. and C.O.L." section.



Delivered Pricing Fabric Grade 1 & C.O.M.	Delivered Pricing Fabric Grade 2	Delivered Pricing Fabric Grade 3	Delivered Pricing C.O.V.	Delivered Pricing Vinyl Group 2V	Delivered Pricing Pallas Fabric Group P0	Delivered Pricing Pallas Fabric Group P1	Delivered Pricing Pallas Fabric Group P2	Delivered Pricing Pallas Fabric Group P3	Delivered Pricing Pallas Fabric Group P4	Delivered Pricing Leather
\$ 1207	\$ 1220	\$ 1228	\$ 1207	\$ 1228	\$ 1263	\$ 1313	\$ 1344	\$ 1377	\$ 1415	\$ 1889
1302	1324	1350			1409	1471	1514	1569	1628	2097
1269	1282	1290	1269	1290	1327	1377	1408	1439	1477	1955
1363	1387	1413			1473	1535	1580	1635	1692	2160
\$ 1223	\$ 1239	\$ 1246	\$ 1223	\$ 1246	\$ 1281	\$ 1332	\$ 1362	\$ 1396	\$ 1435	\$ 1912
1318	1346	1370			1427	1488	1534	1586	1648	2113
1284	1303	1308	1284	1308	1343	1394	1426	1458	1497	1976
1381	1408	1431			1486	1548	1594	1650	1712	2174
\$ 1223	\$ 1239	\$ 1246	\$ 1223	\$ 1246	\$ 1281	\$ 1332	\$ 1362	\$ 1396	\$ 1435	\$ 1912
1318	1346	1370			1427	1488	1534	1586	1648	2113
1284	1303	1308	1284	1308	1343	1394	1426	1458	1497	1976
1381	1408	1431			1486	1548	1594	1650	1712	2174

## OPTIONS

### Engage 24/7

To order the Engage® 24/7 chair, please add "/247" to the end of the model number. Added list price is \$71. No additional leadtime.

### California TB133 Fire Safety Code

For California Technical Bulletin 133 compliant models, add the following upcharge:

Model=Poly Back

Added Lead Time=1 week

Added List Price=\$132

Model=Fully Upholstery Back

Added Lead Time=1 week

Added List Price=\$167

### California TB133 Fire Safety Code

Engage® with memory foam is not FR approved.

## SPECIAL SERVICES

### Special Carton Marking

With specially marked information N/C



### Shipping

Shipped **assembled freight prepaid f.o.b. Green Bay, Wisconsin 54302** factory. Freight class #125.

Specifications and prices are subject to change without prior notice.

# Engage®

## Task Chairs and Stools

			MODEL NUMBER					Approx. Packaged Weight
			Basic Model	Base	Frame Color	Fire Code	Uph. Color	
  ENGSP ENGSU EGSMP EGSMU	<b>Armless Stool</b> <ul style="list-style-type: none"><li>• Back flex</li><li>• Seat depth adjustment</li><li>• Variable position back lock</li><li>• Back height adjustment</li></ul>	Poly Back	ENGSP/NA	<input type="checkbox"/>	BL	<input type="checkbox"/> <input type="checkbox"/> <input type="checkbox"/> <input type="checkbox"/>	59.0#	
		Uph Back	ENGSU/NA	<input type="checkbox"/>	BL	<input type="checkbox"/> <input type="checkbox"/> <input type="checkbox"/> <input type="checkbox"/>	59.0#	
		Poly Back, Memory Foam Seat	ENGSMMP/NA	<input type="checkbox"/>	BL	NFR	<input type="checkbox"/> <input type="checkbox"/> <input type="checkbox"/> <input type="checkbox"/>	59.0#
		Uph Back, Memory Foam Seat	ENGSMU/NA	<input type="checkbox"/>	BL	NFR	<input type="checkbox"/> <input type="checkbox"/> <input type="checkbox"/> <input type="checkbox"/>	59.0#
  ENGSP ENGSU EGSMP EGSMU	<b>Arm Stool with Height Adjustable Arm, Pivoting Armcap</b> <ul style="list-style-type: none"><li>• Back flex</li><li>• Seat depth adjustment</li><li>• Variable position back lock</li><li>• Back height adjustment</li></ul>	Poly Back	ENGSP/AA	<input type="checkbox"/>	BL	<input type="checkbox"/> <input type="checkbox"/> <input type="checkbox"/> <input type="checkbox"/>	68.0#	
		Uph Back	ENGSU/AA	<input type="checkbox"/>	BL	<input type="checkbox"/> <input type="checkbox"/> <input type="checkbox"/> <input type="checkbox"/>	68.0#	
		Poly Back, Memory Foam Seat	ENGSMMP/AA	<input type="checkbox"/>	BL	NFR	<input type="checkbox"/> <input type="checkbox"/> <input type="checkbox"/> <input type="checkbox"/>	68.0#
		Uph Back, Memory Foam Seat	ENGSMU/AA	<input type="checkbox"/>	BL	NFR	<input type="checkbox"/> <input type="checkbox"/> <input type="checkbox"/> <input type="checkbox"/>	68.0#
			<b>A</b>	<b>B</b>	<b>C</b>	<b>D</b>	<b>E</b>	

### HOW TO ORDER

Indicate the following information on order form:

- Quantity of each item.
- Model number, including options. See "How To Build a Model Number".
- Any special service required.

Note: • The ☐ indicates that a choice is required.

- The absence of the ☐ indicates that no choice is required.

- Alpha-numeric characters in place of ☐ indicate that no other alternatives are available.

### HOW TO BUILD A MODEL NUMBER

**A** Select basic model.

**B** Select base option.

- |          |                      |
|----------|----------------------|
| <b>C</b> | - Carpet casters     |
| <b>S</b> | - Hard floor casters |
| <b>U</b> | - Universal casters  |

**C** Select frame color.

**BL** - Black

Refer to color addendum at [ki.com](http://ki.com) or KI Fabrics & Finishes binder.

**D** Select fire code.

- |            |                             |
|------------|-----------------------------|
| <b>NFR</b> | - Compliance to TB 117-2013 |
| <b>FR</b>  | - Compliance to TB 133      |

**E** Select upholstery grade/color.

Refer to color addendum at [ki.com](http://ki.com) or KI Fabrics & Finishes binder.

### UPHOLSTERY INFORMATION

#### C.O.M. Upholstery

C.O.M. requirement for 10 chairs or less with poly back is 1 yard of 54" wide non-directional fabric; upholstered back, 1-1/2 yards of 54" wide nondirectional fabric. For orders of 11 or more chairs and for complete information on ordering C.O.M., see "Ordering C.O.M., C.O.V. and C.O.L." section.





Delivered Pricing Fabric Grade 1 & C.O.M.	Delivered Pricing Fabric Grade 2	Delivered Pricing Fabric Grade 3	Delivered Pricing C.O.V.	Delivered Pricing Vinyl Group 2V	Delivered Pricing Pallas Fabric Group P0	Delivered Pricing Pallas Fabric Group P1	Delivered Pricing Pallas Fabric Group P2	Delivered Pricing Pallas Fabric Group P3	Delivered Pricing Pallas Fabric Group P4	Delivered Pricing Leather
\$ 1093	\$ 1103	\$ 1118	\$ 1093	\$ 1118	\$ 1149	\$ 1200	\$ 1230	\$ 1262	\$ 1303	\$ 1777
1187	1210	1235			1337	1399	1454	1514	1514	1981
1157	1167	1180	1157	1180	1211	1262	1293	1325	1365	1841
1249	1274	1300			1400	1462	1519	1580	1580	2046

\$ 1387	\$ 1405	\$ 1410	\$ 1387	\$ 1410	\$ 1445	\$ 1496	\$ 1530	\$ 1561	\$ 1600	\$ 2073
1487	1509	1536			1591	1652	1697	1754	1816	2281
1450	1469	1473	1450	1473	1508	1558	1589	1624	1661	2138
1547	1576	1599			1656	1718	1762	1818	1879	2345

## OPTIONS

### Engage 24/7

To order the Engage® 24/7 chair, please add "/247" to the end of the model number.  
 Added list price is \$71. No additional leadtime.

### California TB133 Fire Safety Code

For California Technical Bulletin 133 compliant models, add the following upcharge:

Model=Poly Back

Added Lead Time=1 week

Added List Price=\$132

Model=Fully Upholstery Back

Added Lead Time=1 week

Added List Price=\$167

### California TB133 Fire Safety Code

Engage® with memory foam is not FR approved.

## SPECIAL SERVICES

### Special Carton Marking

With specially marked information N/C



### Shipping

Shipped **assembled freight prepaid f.o.b. Green Bay, Wisconsin 54302** factory.  
 Freight class #125.

Specifications and prices are subject to change without prior notice.

# Engage®

## Task Chairs and Stools

			MODEL NUMBER					Approx. Packaged Weight
MODEL	Features	Basic Model	Base	Frame Color	Fire Code	Uph. Color		
  ENGSP ENGST EGSMP EGSMU	<b>Arm Stool with Height Adjustable Arm, Fixed Armrests</b> <ul style="list-style-type: none"><li>• Back flex</li><li>• Seat depth adjustment</li><li>• Variable position back lock</li><li>• Back height adjustment</li></ul>	Poly Back	ENGSP/HA	<input type="checkbox"/>	BL	<input type="checkbox"/> <input type="checkbox"/> <input type="checkbox"/> <input type="checkbox"/>	68.0#	
		Uph Back	ENGST/HA	<input type="checkbox"/>	BL	<input type="checkbox"/> <input type="checkbox"/> <input type="checkbox"/> <input type="checkbox"/>	68.0#	
		Poly Back, Memory Foam Seat	EGSMP/HA	<input type="checkbox"/>	BL	NFR	<input type="checkbox"/> <input type="checkbox"/> <input type="checkbox"/> <input type="checkbox"/>	68.0#
		Uph Back, Memory Foam Seat	EGSMU/HA	<input type="checkbox"/>	BL	NFR	<input type="checkbox"/> <input type="checkbox"/> <input type="checkbox"/> <input type="checkbox"/>	68.0#
  ENGSP ENGST EGSMP EGSMU	<b>Arm Stool with Height Adjustable Arm, Width Adjustable Armrests</b> <ul style="list-style-type: none"><li>• Back flex</li><li>• Seat depth adjustment</li><li>• Variable position back lock</li><li>• Back height adjustment</li></ul>	Poly Back	ENGSP/BA	<input type="checkbox"/>	BL	<input type="checkbox"/> <input type="checkbox"/> <input type="checkbox"/> <input type="checkbox"/>	70.0#	
		Uph Back	ENGST/BA	<input type="checkbox"/>	BL	<input type="checkbox"/> <input type="checkbox"/> <input type="checkbox"/> <input type="checkbox"/>	70.0#	
		Poly Back, Memory Foam Seat	EGSMP/BA	<input type="checkbox"/>	BL	NFR	<input type="checkbox"/> <input type="checkbox"/> <input type="checkbox"/> <input type="checkbox"/>	70.0#
		Uph Back, Memory Foam Seat	EGSMU/BA	<input type="checkbox"/>	BL	NFR	<input type="checkbox"/> <input type="checkbox"/> <input type="checkbox"/> <input type="checkbox"/>	70.0#
			<b>A</b>	<b>B</b>	<b>C</b>	<b>D</b>	<b>E</b>	

### HOW TO ORDER

Indicate the following information on order form:

1. Quantity of each item.
2. Model number, including options. See "How To Build a Model Number".
3. Any special service required.

Note: • The ☐ indicates that a choice is required.  
• The absence of the ☐ indicates that no choice is required.  
• Alpha-numeric characters in place of ☐ indicate that no other alternatives are available.

### HOW TO BUILD A MODEL NUMBER

**A** Select basic model.

**B** Select base option.

- |          |                      |
|----------|----------------------|
| <b>C</b> | - Carpet casters     |
| <b>S</b> | - Hard floor casters |
| <b>U</b> | - Universal casters  |

**C** Select frame color.

- |           |         |
|-----------|---------|
| <b>BL</b> | - Black |
|-----------|---------|
- Refer to color addendum at [ki.com](http://ki.com) or KI Fabrics & Finishes binder.

**D** Select fire code.

- |            |                             |
|------------|-----------------------------|
| <b>NFR</b> | - Compliance to TB 117-2013 |
| <b>FR</b>  | - Compliance to TB 133      |

**E** Select upholstery grade/color.

Refer to color addendum at [ki.com](http://ki.com) or KI Fabrics & Finishes binder.

### UPHOLSTERY INFORMATION

#### C.O.M. Upholstery

C.O.M. requirement for 10 chairs or less with poly back is 1 yard of 54" wide non-directional fabric; upholstered back, 1-1/2 yards of 54" wide nondirectional fabric. For orders of 11 or more chairs and for complete information on ordering C.O.M., see "Ordering C.O.M., C.O.V. and C.O.L." section.



Delivered Pricing Fabric Grade 1 & C.O.M.	Delivered Pricing Fabric Grade 2	Delivered Pricing Fabric Grade 3	Delivered Pricing C.O.V.	Delivered Pricing Vinyl Group 2V	Delivered Pricing Pallas Fabric Group P0	Delivered Pricing Pallas Fabric Group P1	Delivered Pricing Pallas Fabric Group P2	Delivered Pricing Pallas Fabric Group P3	Delivered Pricing Pallas Fabric Group P4	Delivered Pricing Leather
\$ 1373	\$ 1385	\$ 1394	\$ 1373	\$ 1394	\$ 1433	\$ 1483	\$ 1509	\$ 1544	\$ 1583	\$ 2058
1469	1492	1516			1575	1637	1681	1736	1795	2260
1436	1448	1455	1436	1455	1494	1544	1576	1607	1646	2120
1533	1554	1581			1637	1698	1744	1798	1861	2325
\$ 1387	\$ 1405	\$ 1410	\$ 1387	\$ 1410	\$ 1445	\$ 1496	\$ 1530	\$ 1561	\$ 1600	\$ 2073
1487	1509	1536			1591	1652	1697	1754	1816	2281
1450	1469	1473	1450	1473	1508	1558	1589	1624	1661	2138
1547	1576	1599			1656	1718	1762	1818	1879	2345

## OPTIONS

### Engage 24/7

To order the Engage® 24/7 chair, please add "/247" to the end of the model number.  
 Added list price is \$71. No additional leadtime.

### California TB133 Fire Safety Code

For California Technical Bulletin 133 compliant models, add the following upcharge:

Model=Poly Back

Added Lead Time=1 week

Added List Price=\$132

Model=Fully Upholstery Back

Added Lead Time=1 week

Added List Price=\$167

### California TB133 Fire Safety Code

Engage® with memory foam is not FR approved.

## SPECIAL SERVICES

### Special Carton Marking

With specially marked information N/C

### Shipping

Shipped **assembled freight prepaid f.o.b. Green Bay, Wisconsin 54302** factory.  
 Freight class #125.

Specifications and prices are subject to change without prior notice.



Armless Task Chair (GPDNAP)      Task Cantilever Armchair (GPDCAU)      Armless Task Stool      Task Cantilever Arm Stool

Features				
Poly, upholstered seat, or upholstered seat/back	•	•	•	•
Ergonomic articulation (Perfect Pivot)	•	•	•	•
General Dimensions				
Seat width	18-1/2"	18-1/2"	18-1/2"	18-1/2"
Seat depth	18-5/16"	18-5/16"	18-5/16"	18-5/16"
Seat height (upholstered - add 1") (stools with polished aluminum base - subtract 1-5/8")	17-1/2" - 22-1/2"	17-1/2" - 22-1/2"	22-1/4" - 32-3/4"	22-1/4" - 32-3/4"
Overall Dimensions				
Width	27-1/2"	27-1/2"	27-1/2"	27-1/2"
Depth	27-1/2"	27-1/2"	27-1/2"	27-1/2"
Height	32-1/2" - 37-1/2"	32-1/2" - 37-1/2"	35-1/4" - 42-3/4"	35-1/4" - 42-3/4"
Arms to floor		26" - 31"		28-3/4" - 36-1/4"

SPECIFICATIONS

Underseat Structure

Support structure is die-drawn, 12-gauge steel plate. Fixed backrest mechanism structures are made from 1/2" diameter steel wire and attached by welding. Structure is finished with baked-on, electrostatically-applied, 30-degree gloss epoxy powder coating.

Arms

Optional cantilever arms are available. When equipped with arms, the supporting structure is 7/8" o.d. x 13-gauge tubular steel welded directly to the seat structure plate. The steel support tube is inserted into a socket molded into the armrest and secured with a screw. Armrests are molded from glass-reinforced nylon. Steel support tube and armcap color matches poly color. Diamond translucent poly has light tone arms; Pewter translucent has flannel arms; Bronze translucent has chocolate arms.

Backrest, Seat and Shroud  
Injection molded polypropylene.

Backrest Articulation Mechanism

A pair of outer backrest supports formed from 1" diameter tubular steel are inserted into sockets molded into the backrest and secured with screws. The backrest assembly moves over molded thermoplastic slide bushings and is supported by steel coil springs. This mechanism allows the backrest to move through 15 degrees of movement, about an axis of rotation that is through the hips of the occupant.

Optional Upholstered Seat and Back

Urethane foam is attached to an injection-molded polypropylene liner board, then upholstered using a draw-string process. Seat foam is molded nominal 1" thickness and back foam is nominal 1/2" thickness. The fasteners that attach the back pad are color-matched to the polypropylene.

Base

Injection-molded, glass-reinforced, nylon 5-blade base. A single paddle under the seat operates the height-adjusting pneumatic cylinder. Chair base and cylinder available in black, grey or polished aluminum (upcharge for polished aluminum). Stool base is available in black or grey. An optional polished die-cast aluminum base is available on both chairs and stools.

Base color selection for black includes; black base, black cylinder and black carpet casters.

Base color selection for warm grey includes; warm grey base, warm grey cylinder and warm grey carpet casters.

Base color selection for polished aluminum includes; polished aluminum base, black cylinder and black carpet casters.

Casters

Casters are double-wheel, high-impact thermoplastic available with hard (warm grey or black) or soft (black only) wheel surface.

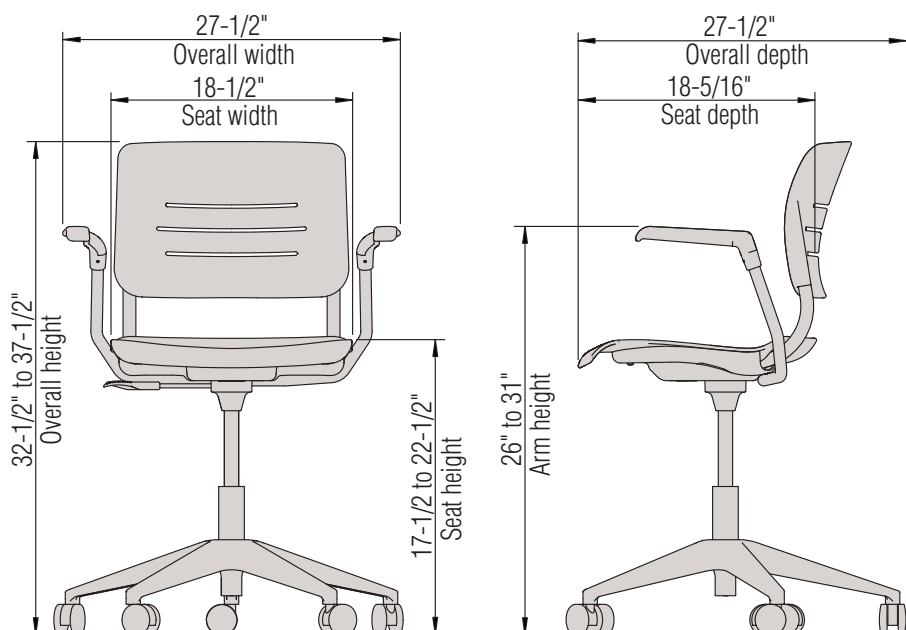
INFORMATION

C.O.M. Testing and Production Requirements

Not all materials are suitable for upholstering this product. A 1 yd. x 54" sample must be submitted and approved prior to acceptance of an order. If the fabric is directional in pattern or weave, the direction must be indicated on the submitted sample, and additional yardage may be requested.

Test samples must be sent to:

KI  
Attn: C.O.M. Specialist  
1687 Westminster Drive - Gate 3  
Green Bay, WI 54302

**Fabric Disclaimer**

Fabric will be applied as swatched by the fabric manufacturer. Fabric that is required to be applied differently than is swatched will need a Special Cost Request written specifying the direction the fabric is to be applied. The posted standard lead time will apply to the Special Cost Request.

**Design**



Designed by Giancarlo Piretti and manufactured in the USA by Krueger International, Inc. under license from Pro-Cord S.p.A

**INFORMATION****Warranty**

Refer to KI Terms & Conditions document or visit [ki.com](http://ki.com)

# Grazie®

## Task Chairs and Stools

			MODEL NUMBER						Approx. Packaged Weight	
			Basic Model	Base Color	Poly Seat & Back Color	Casters	Fire Code	Upholstery Color		
  GPDP GPDU GPDUB	<b>MODEL</b>  <b>Task Armless Chair</b> <ul style="list-style-type: none"><li>Ergonomic articulation (Perfect Pivot)</li><li>Height-adjusting pneumatic cylinder</li><li>Base available in black, grey or polished aluminum</li></ul>	<b>Features</b>	Polypropylene	GPDNAP	<input type="checkbox"/> <input type="checkbox"/>	<input type="checkbox"/> <input type="checkbox"/> <input type="checkbox"/> <input type="checkbox"/>	<input type="checkbox"/>	<input type="checkbox"/> <input type="checkbox"/> <input type="checkbox"/> <input type="checkbox"/>	<input type="checkbox"/> <input type="checkbox"/> <input type="checkbox"/> <input type="checkbox"/>	33.0#
		Upholstered Seat	GPDNAU	<input type="checkbox"/> <input type="checkbox"/>	<input type="checkbox"/> <input type="checkbox"/> <input type="checkbox"/> <input type="checkbox"/>	<input type="checkbox"/>	<input type="checkbox"/> <input type="checkbox"/> <input type="checkbox"/> <input type="checkbox"/>	<input type="checkbox"/> <input type="checkbox"/> <input type="checkbox"/> <input type="checkbox"/> <input type="checkbox"/> <input type="checkbox"/>	36.0#	
		Upholstered Seat/Back	GPDNAUB	<input type="checkbox"/> <input type="checkbox"/>	<input type="checkbox"/> <input type="checkbox"/> <input type="checkbox"/> <input type="checkbox"/>	<input type="checkbox"/>	<input type="checkbox"/> <input type="checkbox"/> <input type="checkbox"/> <input type="checkbox"/>	<input type="checkbox"/> <input type="checkbox"/> <input type="checkbox"/> <input type="checkbox"/> <input type="checkbox"/> <input type="checkbox"/>	38.0#	
  GPDP GPDU GPDUB	<b>Task Cantilever Armchair</b> <ul style="list-style-type: none"><li>Ergonomic articulation (Perfect Pivot)</li><li>Height-adjusting pneumatic cylinder</li><li>Base available in black, grey or polished aluminum</li></ul>	Polypropylene	GPDCAP	<input type="checkbox"/> <input type="checkbox"/>	<input type="checkbox"/> <input type="checkbox"/> <input type="checkbox"/> <input type="checkbox"/>	<input type="checkbox"/>	<input type="checkbox"/> <input type="checkbox"/> <input type="checkbox"/> <input type="checkbox"/>	<input type="checkbox"/> <input type="checkbox"/> <input type="checkbox"/> <input type="checkbox"/>	36.0#	
		Upholstered Seat	GPDCAU	<input type="checkbox"/> <input type="checkbox"/>	<input type="checkbox"/> <input type="checkbox"/> <input type="checkbox"/> <input type="checkbox"/>	<input type="checkbox"/>	<input type="checkbox"/> <input type="checkbox"/> <input type="checkbox"/> <input type="checkbox"/>	<input type="checkbox"/> <input type="checkbox"/> <input type="checkbox"/> <input type="checkbox"/> <input type="checkbox"/> <input type="checkbox"/>	39.0#	
		Upholstered Seat/Back	GPDCAUB	<input type="checkbox"/> <input type="checkbox"/>	<input type="checkbox"/> <input type="checkbox"/> <input type="checkbox"/> <input type="checkbox"/>	<input type="checkbox"/>	<input type="checkbox"/> <input type="checkbox"/> <input type="checkbox"/> <input type="checkbox"/>	<input type="checkbox"/> <input type="checkbox"/> <input type="checkbox"/> <input type="checkbox"/> <input type="checkbox"/> <input type="checkbox"/>	41.0#	
			<b>A</b>	<b>B</b>	<b>C</b>	<b>D</b>	<b>E</b>	<b>F</b>		

### HOW TO ORDER

Indicate the following information on order form:

1. Quantity of each item.
2. Model number, including options. See "How To Build a Model Number".
3. Any special service required.

Note: • The ☐ indicates that a choice is required.  
 • The absence of the ☐ indicates that no choice is required.  
 • Alpha-numeric characters in place of ☐ indicate that no other alternatives are available.

### HOW TO BUILD A MODEL NUMBER

Refer to color addendum at [ki.com](http://ki.com) or KI Fabrics & Finishes binder.

- A** Select basic model.
- B** Select base color.  
 Refer to color addendum at [ki.com](http://ki.com) or KI Fabrics & Finishes binder.  
 \*Add \$90 for polished aluminum base.
- C** Select poly seat and back color.  
 Refer to color addendum at [ki.com](http://ki.com) or KI Fabrics & Finishes binder.
- D** Select caster option.  
**C** — Carpet casters  
**S** — Hard floor casters
- E** Select fire code.  
**NFR** — Compliance to TB 117-2013  
**FR** — Compliance to TB 133

See Upholstery Information for TB133 upcharge.

- F** Select upholstery grade/color.

### UPHOLSTERY INFORMATION

#### C.O.M. Upholstery

C.O.M. requirement for 10 chairs or less with upholstered seat or upholstered seat and back is 3/4 yard per chair of 54" wide nondirectional fabric. For orders of 11 or more with upholstered seat and back and for complete information on ordering C.O.M. see "Ordering C.O.M., C.O.V. and C.O.L." section.

#### California TB133 Fire Safety Code

For California Technical Bulletin 133 compliant models, add the following upcharge:

Model=Polypropylene

Added List Price=\$11

Model=Upholstered Seat

Added List Price=\$68

Model=Upholstered Seat and Back

Added List Price=\$98



Delivered Pricing Unupholstered	Delivered Pricing Fabric Grade 1 & C.O.M.	Delivered Pricing Fabric Grade 2	Delivered Pricing Fabric Grade 3	Delivered Pricing C.O.V.	Delivered Pricing Vinyl Group 2V	Delivered Pricing Pallas Fabric Group P0	Delivered Pricing Pallas Fabric Group P1	Delivered Pricing Pallas Fabric Group P2	Delivered Pricing Pallas Fabric Group P3	Delivered Pricing Pallas Fabric Group P4
\$ 494										
N/A	609	619	638	609	638	642	682	697	716	745
N/A	637	646	665	637	665	670	709	724	744	771
\$ 606										
N/A	720	730	749	720	749	752	791	809	826	854
N/A	748	757	777	748	777	782	821	836	856	884

**SPECIAL SERVICES**

**Special Carton Marking**

With specially marked information      N/C

**Shipping**

Shipped **k.d. freight prepaid f.o.b. Green Bay, Wisconsin 54302** factory. Freight class #100.

Specifications and prices are subject to change without prior notice.

GPSP  
GPSU  
GPSUB



GPSP  
GPSU  
GPSUB

Indicate the following information on order form:

1. Quantity of each item.
2. Model number, including options. See "How To Build a Model Number".
3. Any special service required.

Note: • The ☐ indicates that a choice is required.

- The absence of the ☐ indicates that no choice is required.
- Alpha-numeric characters in place of ☐ indicate that no other alternatives are available.

**A** Select basic model.

- B** Select base color.  
Refer to color addendum at [ki.com](http://ki.com) or KI  
Fabrics & Finishes binder.  
\*Add \$90 for polished aluminum base.

- C** Select poly seat and back color.  
Refer to color addendum at [ki.com](http://ki.com) or KI  
Fabrics & Finishes binder.

- D** Select caster option.
- |          |                      |
|----------|----------------------|
| <b>C</b> | - Carpet casters     |
| <b>S</b> | - Hard floor casters |

- E** Select fire code.
- |            |                             |
|------------|-----------------------------|
| <b>NFR</b> | - Compliance to TB 117-2013 |
| <b>FR</b>  | - Compliance to TB 133      |

See Upholstery Information for TB133 upcharge.

- F** Select upholstery grade/color.

Refer to color addendum at [ki.com](http://ki.com) or  
KI Fabrics & Finishes binder.

### C.O.M. Upholsterv

C.O.M. requirement for 10 chairs or less with upholstered seat or upholstered seat and back is 3/4 yard per chair of 54" wide nondirectional fabric. For orders of 11 or more with upholstered seat and back and for complete information on ordering C.O.M. see "Ordering C.O.M., C.O.V. and C.O.L." section.

**California TB133 Fire Safety Code**

For California Technical Bulletin 133 compliant models, add the following upcharge:

Model=Polypropylene  
Added List Price=\$11  
Model=Upholstered Seat  
Added List Price=\$68

Model=Upholstered Seat and Back  
Added List Price=\$98





Delivered Pricing Unupholstered	Delivered Pricing Fabric Grade 1 & C.O.M.	Delivered Pricing Fabric Grade 2	Delivered Pricing Fabric Grade 3	Delivered Pricing C.O.V.	Delivered Pricing Vinyl Group 2V	Delivered Pricing Pallas Fabric Group P0	Delivered Pricing Pallas Fabric Group P1	Delivered Pricing Pallas Fabric Group P2	Delivered Pricing Pallas Fabric Group P3	Delivered Pricing Pallas Fabric Group P4
\$ 571										
N/A	685	695	716	685	716	719	758	774	793	820
N/A	713	722	745	713	745	746	785	800	820	848
\$ 649										
N/A	762	773	796	762	796	796	835	851	870	898
N/A	791	800	825	791	825	824	863	879	898	926

**SPECIAL SERVICES**

**Special Carton Marking**

With specially marked information      N/C

**Shipping**

Shipped **k.d. freight prepaid f.o.b. Green Bay, Wisconsin 54302** factory. Freight class #100.

Specifications and prices are subject to change without prior notice.

# Impress®

General Information



Task Chair (KI62/JR39)



Sled Base Chair (KI60S)



Stool (KI63)

Features			
Free-floating back	•		•
Seat slide	•		•
Back height adjustable	•		•
3 position back lock	•		•
2-1/2" thick foam cushioned seat	•	•	•
General Dimensions			
Seat width	20-1/2"	20-1/2"	20-1/2"
Seat depth	18"	18"	18"
Seat height	17-3/4" - 22-1/4"	18"	22-1/4" - 30"
Back width	20"	20"	20"
Back height (above seat)	19-1/2" - 22-1/2"	21"	19-1/2" - 22-1/2"
Overall Dimensions			
Width	26"	24"	26"
Height	37" - 45"	38-1/2"	43-1/2" - 56-1/2"



Adjustable 360° Pivot Arm (JR30)



Adjustable T-Arm (JR39)



Fixed Loop Arm (KR48)



Adjustable Loop Arm (KR72)

## SPECIFICATIONS

### Mechanism (KI62 and KI63)

A stamped steel dual housing forms a sturdy cradle for the seat. There are two control levers. One lever actuates the pneumatic cylinder, which adjusts the seat height with infinite selection within the range (KI62). One lever locks the chair in several positions or actuates the free-floating mode. The synchronized 2:1 free floating mode has adjustments of 8° on seat and 16° on back.

### Backrest (KI62 and KI63)

The injection molded plastic board has embedded inserts for mounting. The board is covered with contoured molded high-resilient foam and upholstered with fabric. A textured black shroud covers the rear side. An easy-to-operate mechanism is installed on the back board for adjusting the back height (3").

### Seat Slide (KI62 and KI63)

Double spring-loaded: side-mounted, easy-

to-use control. Adjustment range of 3.1" (18" - 21.1")

### Seat (KI62 and KI63)

Constructed of a 1/2" thick, saddle shape plywood with 2-1/2" molded high-resilient foam and upholstered with fabric. The entire seat assembly is mounted to the mechanism by four screws.

### Seat Height (KI62)

In addition to the standard height cylinder whose dimensions are shown above, there are two optional cylinders:  
Low Height: 16-3/4" - 19-1/2"  
Tall Height: 20-1/2" - 26-3/4"  
To select these optional cylinders, please see the "Options" section on the following page.

### Pedestal Base (KI62 and KI63)

The 26" diameter, five-blade base is made of reinforced nylon. Black only.

### Carpet Casters (KI62 and KI63)

The double 55mm diameter black wheels are

molded of high-impact thermoplastic and are housed in a high impact frame. Hard floor casters are available.

### Fixed Loop Arm (KR48)

Arm is black plastic.

### Adjustable Loop Arm Option (KR72)

Black molded urethane armcap. Height adjustment of 2-1/2".

### Adjustable T-Arm Option (JR39)

Height adjustment of 4-1/4" and width adjustment of 1-1/2" per side. Arm ships KD (same box as the chair) and must be installed on the chair (no tools required).

### Adjustable 360° Pivot Arm (JR30)

Molded urethane armcap pivots 360° and locks in place. Armcap is black. 4" of height adjustment and 3" of total width adjustment.

### Backrest (KI60S)

The injection molded plastic board has embedded inserts for mounting. The board

is covered with contour molded foam and upholstered with fabric. A textured black shroud covers the rear side.

### Seat (KI60S)

Constructed of a 1/2" thick, saddle shape plywood with 2-1/2" contour molded high-resilient foam, and covered with upholstered fabric.

### Sled Base (KI60S)

The sled base is formed from 1-1/8" diameter, 13-gauge thickness steel tubing. Black only.

### Memory Foam

Double layer of foam. Molded memory foam is layered over molded, high-resiliency foam. Seat only.

## INFORMATION

### C.O.M. Testing and Production Requirements

Not all materials are suitable for upholster-



ing this product. A 1-1/2 yd. x 54" sample must be submitted and approved prior to acceptance of an order. If the fabric is directional in pattern or weave, the direction must be indicated on the submitted sample, and additional yardage may be requested.

Test samples must be sent to:

Impress  
Attn: C.O.M. Department  
1110 S. Mildred Ave  
Ontario, CA 91761

**Fabric Disclaimer**




Fabric will be applied as swatched by the fabric manufacturer. Fabric that is required to be applied differently than is swatched will need a Special Cost Request written specifying the direction the fabric is to be applied. The posted standard lead time will apply to the Special Cost Request.

**INFORMATION****Warranty**

Refer to KI Terms & Conditions document or visit [ki.com](http://ki.com)

# Impress®

## Task Chairs and Stools

MODEL	Features	MODEL NUMBER							
		Basic Model	Memory Foam	Seat Slide	Back Panel	Fire Code	Uph. Color	Base	
	<b>Impress® Task Chair - Free Float</b>	No Arm	KI62/NA	<input type="checkbox"/>	SLD	<input type="checkbox"/> <input type="checkbox"/> <input type="checkbox"/> <input type="checkbox"/>	<input type="checkbox"/> <input type="checkbox"/>	<input type="checkbox"/> <input type="checkbox"/> <input type="checkbox"/> <input type="checkbox"/>	
	• 2-1/2" thick foam cushioned seat	360° Pivot Arm	KI62/JR30	<input type="checkbox"/>	SLD	<input type="checkbox"/> <input type="checkbox"/> <input type="checkbox"/> <input type="checkbox"/>	NFR	<input type="checkbox"/> <input type="checkbox"/> <input type="checkbox"/> <input type="checkbox"/>	
	• Synchronized free-floating back	Adjustable T-Arm	KI62/JR39	<input type="checkbox"/>	SLD	<input type="checkbox"/> <input type="checkbox"/> <input type="checkbox"/> <input type="checkbox"/>	NFR	<input type="checkbox"/> <input type="checkbox"/> <input type="checkbox"/> <input type="checkbox"/>	
	• Back height adjustment	Adjustable T-Arm, Fire Retardant	KI62/FR39	<input type="checkbox"/>	SLD	DUB2	FR	<input type="checkbox"/> <input type="checkbox"/> <input type="checkbox"/> <input type="checkbox"/>	
	• Multiple-position back lock	Fixed Loop Arm	KI62/KR48	<input type="checkbox"/>	SLD	<input type="checkbox"/> <input type="checkbox"/> <input type="checkbox"/> <input type="checkbox"/>	NFR	<input type="checkbox"/> <input type="checkbox"/> <input type="checkbox"/> <input type="checkbox"/>	
	• Pedestal base available in black only	Adjustable Loop Arm	KI62/KR72	<input type="checkbox"/>	SLD	<input type="checkbox"/> <input type="checkbox"/> <input type="checkbox"/> <input type="checkbox"/>	NFR	<input type="checkbox"/> <input type="checkbox"/> <input type="checkbox"/> <input type="checkbox"/>	
	• FR models (no arm and FR39 arm) require the plastic back panel to be upholstered								
IMPR									
	<b>Impress® Guest Chair - Sled Base</b>	No Arm	KI60S/NA	<input type="checkbox"/>		<input type="checkbox"/> <input type="checkbox"/> <input type="checkbox"/> <input type="checkbox"/>	<input type="checkbox"/> <input type="checkbox"/>	<input type="checkbox"/> <input type="checkbox"/> <input type="checkbox"/> <input type="checkbox"/>	
	• 2-1/2" thick foam cushioned seat	Fixed Loop Arm	KI60S/KR48	<input type="checkbox"/>		<input type="checkbox"/> <input type="checkbox"/> <input type="checkbox"/> <input type="checkbox"/>	NFR	<input type="checkbox"/> <input type="checkbox"/> <input type="checkbox"/> <input type="checkbox"/>	
	• Cantilevered sled base								
	• Sled base available in black only								
IMPR									
	<b>Impress® Stool</b>	No Arm	KI63/NA	<input type="checkbox"/>	SLD	<input type="checkbox"/> <input type="checkbox"/> <input type="checkbox"/> <input type="checkbox"/>	<input type="checkbox"/> <input type="checkbox"/>	<input type="checkbox"/> <input type="checkbox"/> <input type="checkbox"/> <input type="checkbox"/>	
	• 2-1/2" thick foam cushioned seat	360° Pivot Arm	KI63/JR30	<input type="checkbox"/>	SLD	<input type="checkbox"/> <input type="checkbox"/> <input type="checkbox"/> <input type="checkbox"/>	NFR	<input type="checkbox"/> <input type="checkbox"/> <input type="checkbox"/> <input type="checkbox"/>	
	• Synchronized free-floating back	Adjustable T-Arm	KI63/JR39	<input type="checkbox"/>	SLD	<input type="checkbox"/> <input type="checkbox"/> <input type="checkbox"/> <input type="checkbox"/>	NFR	<input type="checkbox"/> <input type="checkbox"/> <input type="checkbox"/> <input type="checkbox"/>	
	• Back height adjustment	Adjustable T-Arm, Fire Retardant	KI63/FR39	<input type="checkbox"/>	SLD	DUB2	FR	<input type="checkbox"/> <input type="checkbox"/> <input type="checkbox"/> <input type="checkbox"/>	
	• Multiple-position back lock	Fixed Loop Arm	KI63/KR48	<input type="checkbox"/>	SLD	<input type="checkbox"/> <input type="checkbox"/> <input type="checkbox"/> <input type="checkbox"/>	NFR	<input type="checkbox"/> <input type="checkbox"/> <input type="checkbox"/> <input type="checkbox"/>	
	• Pedestal base available in black only	Adjustable Loop Arm	KI63/KR72	<input type="checkbox"/>	SLD	<input type="checkbox"/> <input type="checkbox"/> <input type="checkbox"/> <input type="checkbox"/>	NFR	<input type="checkbox"/> <input type="checkbox"/> <input type="checkbox"/> <input type="checkbox"/>	
	• FR models (no arm and FR39 arm) require the plastic back panel to be upholstered								
IMPR									

**A** **B** **C** **D** **E** **F** **G**

### HOW TO ORDER

Indicate the following information on order form:

- Quantity of each item.
- Model number, including options. See "How To Build a Model Number".
- Any special service required.

Note: • The ☐ indicates that a choice is required.

- The absence of the ☐ indicates that no choice is required.
- Alpha-numeric characters in place of ☐ indicate that no other alternatives are available.

### HOW TO BUILD A MODEL NUMBER

- A** Select basic model.
- B** Select memory foam.
- NF** - No memory foam
- MF** - Memory foam (for seat only); add \$111
- Memory foam for seat only.
- C** Select seat option.
- SLD** - Sliding seat
- D** Select back panel.
- POLY** - Poly back (standard)
- DUB2** - Upholstered back panel; add \$80
- E** Select fire code.
- NFR** - Compliance to TB 117-2013
- FR** - Compliance to TB 133
- F** Select upholstery grade/color.
- Refer to color addendum at [ki.com](http://ki.com) or KI

Fabrics & Finishes binder.

- G** Select base option.
- C** - Carpet casters
- S** - Hard floor casters

### UPHOLSTERY INFORMATION

#### C.O.M. Upholstery

C.O.M. requirement for 10 chairs or less with poly back is 1 yard (1-1/2 yds with memory foam) of 54" wide nondirectional fabric; upholstered or FR back, 1-1/2' yards of 54" wide nondirectional fabric. For orders of 11 or more chairs and for complete information on ordering C.O.M., see "Ordering C.O.M., C.O.V. and C.O.L." section.



Approx. Packaged Weight	Delivered Pricing Fabric Grade Soft Knit™	Delivered Pricing Fabric Grade 1 & C.O.M.	Delivered Pricing Fabric Grade 2	Delivered Pricing Fabric Grade 3	Delivered Pricing Vinyl Group 2V	Delivered Pricing Pallas Fabric Group P0	Delivered Pricing Pallas Fabric Group P1	Delivered Pricing Pallas Fabric Group P2	Delivered Pricing Pallas Fabric Group P3	Delivered Pricing Pallas Fabric Group P4	Delivered Pricing C.O.L.	Delivered Pricing Leather
42.0#	\$ 810	\$ 670	\$ 693	\$ 714	\$ 714	\$ 742	\$ 803	\$ 851	\$ 890	\$ 931	\$ 928	\$ 999
42.0#	1036	896	920	940	940	971	1033	1078	1119	1158	1156	1227
51.0#	969	828	850	872	872	903	965	1011	1048	1088	1086	1160
51.0#	1310	1172	1191	1214	1214	1245	1307	1354	1392	1430	1427	1501
51.0#	965	824	848	869	869	899	961	1006	1044	1086	1083	1156
51.0#	969	828	850	872	872	903	965	1011	1048	1088	1086	1160
37.0#	\$ 499	\$ 359	\$ 381	\$ 402	\$ 402	\$ 433	\$ 494	\$ 541	\$ 578	\$ 618	\$ 615	\$ 689
46.0#	651	514	536	557	557	586	648	695	735	770	768	845
47.0#	\$ 925	\$ 786	\$ 808	\$ 828	\$ 828	\$ 858	\$ 920	\$ 968	\$ 1005	\$ 1043	\$ 1039	\$ 1114
55.0#	1152	1012	1034	1057	1057	1087	1148	1194	1232	1272	1269	1343
56.0#	1083	942	966	986	986	1016	1077	1126	1163	1203	1200	1273
56.0#	1424	1284	1308	1328	1328	1360	1421	1469	1505	1546	1544	1614
56.0#	1078	938	963	984	984	1011	1073	1122	1161	1198	1195	1269
56.0#	1083	942	966	986	986	1016	1077	1126	1163	1203	1200	1273

## OPTIONS

### California TB133 Fire Safety Code

For California Technical Bulletin 133 compliant models, add the following upcharge:

Model=No Arm

Added List Price=\$136

FR is also available on models with the Adjustable T-arm (JR39 arm). See Models KI62/FR39 and KI63/FR39 for pricing.

When FR version is ordered, the plastic back panel is upholstered (add upcharge). For C.O.M. yardage, see "C.O.M. Upholstery" note.

## OPTIONS

### Optional Seat Height

The Task chair has 2 additional seat height options.

To select Low Height (16-3/4" - 19-1/2"), add CYL4 to the end of the model number.

To select Tall Height (20-1/2" - 26-3/4"), add IPCYL6SHD to the end of the model number.

Note: No additional leadtime or upcharge required.

## SPECIAL SERVICES

### Special Carton Marking

With specially marked information N/C

### Shipping

Shipped **k.d. freight prepaid f.o.b. Ontario, California 91761** factory. Freight class #125.

Specifications and prices are subject to change without prior notice.

# Impress® Ultra

General Information



Highback 360° Pivot Arm Task Chair (KI78/JR30)



Midback Adj Loop Arm Task Chair (KI74/KR72)



Guest Chair (KI71S)



Stool (KI75)

Features				
Free-floating back	•	•		•
Seat slide	•	•		•
Back height adjustable		•		•
3 position back lock	•	•		•
2-1/2" thick foam cushioned seat	•	•	•	•
General Dimensions				
Seat width	20-1/2"	20-1/2"	20-1/2"	20-1/2"
Seat depth	18" - 19-1/2"	18" - 20-1/2"	19"	18" - 20-1/2"
Seat height	17-3/4" - 23"	17-3/4" - 23"	18"	23-1/4" - 31"
Back width	20"	20"	20"	20"
Back height (above seat)	19"	17-1/2" - 20-1/2"	22" - 24"	17-1/2" - 20-1/2"
Overall Dimensions				
Width	26"	26"	24"	26"
Height	35" - 43"	36-1/2" - 41-1/2"	42"	43" - 57"



Adjustable 360° Pivot Arm (JR30)



Adjustable T-Arm (JR39)



Fixed Loop Arm (KR48)



Adjustable Loop Arm (KR72)

## SPECIFICATIONS

### Mechanism (KI74, KI75 and KI78)

Stamped steel dual housing forms a sturdy cradle for the seat. There are two control levers. One lever actuates the pneumatic cylinder. One lever locks the chair at several positions or actuates the free-floating mode. The synchronized 2:1 free-floating mode has adjustments of 8° on seat and 16° on back.

### Backrest (KI74, KI75, KI78 and KI71S)

Nylon with fiberglass reinforced frame. Back mesh material is polyethylene elastomeric with polyester.

### Back Height (KI74 and KI75)

An easy-to-operate mechanism is installed on the back board for adjusting back height 3".

### Seat Slide (KI74, KI75 and KI78)

Double spring-loaded: side-mounted, easy-to-use control. Adjustment range of 3.1" (18" - 21.1").

### Seat (KI74, KI75 KI78 and KI71S)

Constructed of a 1/2" thick, saddle-shaped plywood with 2-1/2" thick, molded, high-resilient foam and upholstered. The entire seat assembly is mounted to the mechanism by 4 screws.

### Seat Height (KI74 and KI78)

In addition to the standard height cylinder whose dimensions are shown above, there are two optional cylinders:  
Low Height: 16-3/4" - 19-1/2"  
Tall Height: 20-1/2" - 26-3/4"  
To select these optional cylinders, please see the "Options" section on the following page.

### Base (KI74, KI75, and KI78)

26" diameter, five-blade reinforced nylon base. Black only.

### Sled Base (KI71S)

Sled shape, 1-1/8" diameter steel tube of 13-gauge steel. Black only.

### Carpet Casters (KI74, KI75 and KI78)

The double 55mm diameter black wheels are molded of high-impact thermoplastic and are housed in a high-impact frame. Hard floor casters are available.

### Adjustable T-Arm (JR39)

Black molded urethane armcap. 4-1/4" of height adjustment and 3" of total width adjustment. Arm ships KD (same box as the chair) and must be installed on the chair (no tools required).

### Adjustable Loop Arm (KR72)

Black molded urethane armcap. Height adjustment of 2-1/2".

### Adjustable 360° Pivot Arm (JR30)

Molded urethane armcap pivots 360° and locks in place. Armcap is black. 4" of height adjustment and 3" of total width adjustment.

### Fixed Loop Arm (KR48)

Arm is black plastic.

### Memory Foam

Double layer of foam. Molded memory foam is layered over molded, high-resiliency foam. Seat only.

### Headrest (High Back)

Headrest is black leather with adjustable height and angle.

## INFORMATION

### C. O. M. Testing and Production Requirements

Not all materials are suitable for upholstering this product. A 1-1/2 yd. x 54" sample must be submitted and approved prior to acceptance of an order. If the fabric is directional in pattern or weave, the direction must be indicated on the submitted sample, and additional yardage may be requested.



Test sample must be sent to:

Impress®Ultra  
Attn: C.O.M. Department  
1110 S. Mildred Ave  
Ontario, CA 91761

**Fabric Disclaimer**





Fabric will be applied as swatched by the fabric manufacturer. Fabric that is required to be applied differently than is swatched will need a Special Cost Request written specifying the direction the fabric is to be applied. The posted standard lead time will apply to the Special Cost Request.

**INFORMATION****Warranty**

Refer to KI Terms & Conditions document or visit [ki.com](http://ki.com)

# Impress® Ultra

## Task Chairs and Stools

MODEL	Features	MODEL NUMBER							
		Basic Model	Memory Foam	Seat Slide	Headrest	Back Panel	Uph. Color	Base	
	<b>Impress® Ultra Task Chair - Mid Back</b>	No Arm	KI74/NA	<input type="checkbox"/>	SLD		BL	<input type="checkbox"/>	
	• Back is black mesh	360° Pivot Arm	KI74/JR30	<input type="checkbox"/>	SLD		BL	<input type="checkbox"/>	
	• Seat slide	Adjustable T-Arm	KI74/JR39	<input type="checkbox"/>	SLD		BL	<input type="checkbox"/>	
	• Back height adjustment	Fixed Loop Arm	KI74/KR48	<input type="checkbox"/>	SLD		BL	<input type="checkbox"/>	
		Adjustable Loop Arm	KI74/KR72	<input type="checkbox"/>	SLD		BL	<input type="checkbox"/>	
IMPR									
	<b>Impress® Ultra Task Chair - High Back</b>	No Arm	KI78/NA	<input type="checkbox"/>	SLD	<input type="checkbox"/>	BL	<input type="checkbox"/>	
	• Back is black mesh	360° Pivot Arm	KI78/JR30	<input type="checkbox"/>	SLD	<input type="checkbox"/>	BL	<input type="checkbox"/>	
	• Seat slide	Adjustable T-Arm	KI78/JR39	<input type="checkbox"/>	SLD	<input type="checkbox"/>	BL	<input type="checkbox"/>	
	• Without back height adjustment	Fixed Loop Arm	KI78/KR48	<input type="checkbox"/>	SLD	<input type="checkbox"/>	BL	<input type="checkbox"/>	
	• Headrest is black leather and adjustable	Adjustable Loop Arm	KI78/KR72	<input type="checkbox"/>	SLD	<input type="checkbox"/>	BL	<input type="checkbox"/>	
IMPR									
	<b>Impress® Ultra Task Chair - Guest</b>	No Arm	KI71S/NA	<input type="checkbox"/>			BL	<input type="checkbox"/>	
	• Back is black mesh	Fixed Loop Arm	KI71S/KR48	<input type="checkbox"/>			BL	<input type="checkbox"/>	
IMPR									
	<b>Impress® Ultra Stool</b>	No Arm	KI75/NA	<input type="checkbox"/>	SLD		BL	<input type="checkbox"/>	
	• Back is black mesh	360° Pivot Arm	KI75/JR30	<input type="checkbox"/>	SLD		BL	<input type="checkbox"/>	
	• Seat slide	Adjustable T-Arm	KI75/JR39	<input type="checkbox"/>	SLD		BL	<input type="checkbox"/>	
	• Back height adjustment	Fixed Loop Arm	KI75/KR48	<input type="checkbox"/>	SLD		BL	<input type="checkbox"/>	
	• Chrome plated 20" footring	Adjustable Loop Arm	KI75/KR72	<input type="checkbox"/>	SLD		BL	<input type="checkbox"/>	
IMPR									
			<b>A</b>	<b>B</b>	<b>C</b>	<b>D</b>	<b>E</b>	<b>F</b>	<b>G</b>

### HOW TO ORDER

Indicate the following information on order form:

- Quantity of each item.
- Model number, including options. See "How To Build a Model Number".
- Any special service required.

Note: • The ☐ indicates that a choice is required.  
 • The absence of the ☐ indicates that no choice is required.  
 • Alpha-numeric characters in place of ☐ indicate that no other alternatives are available.

### HOW TO BUILD A MODEL NUMBER

- A** Select basic model.
- B** Select memory foam.  
**NF** - No memory foam  
**MF** - Memory foam (for seat only); add \$112  
 Memory foam for seat only.
- C** Select seat option.  
**SLD** - Sliding seat
- D** Select headrest.  
**NH** - No headrest (standard)  
**HR** - Headrest; add \$166
- E** Select back panel.  
**BL** - Black
- F** Select upholstery grade/color.  
 Refer to color addendum at ki.com or KI Fabrics & Finishes binder.
- G** Select base option.

- C** - Carpet casters  
**S** - Hard floor casters

### UPHOLSTERY INFORMATION

#### C.O.M. Upholstery

C.O.M. requirement for less than five chairs is 1 yard (1-1/2 yds with memory foam) of 54" wide nondirectional fabric. For five or more chairs, it is 3/4 yard of 54" wide nondirectional fabric. For complete information on ordering C.O.M., see "Ordering C.O.M., C.O.V. and C.O.L." section.





Approx. Packaged Weight	Delivered Pricing Fabric Grade Soft Knit™	Delivered Pricing Fabric Grade 1 & C.O.M.	Delivered Pricing Fabric Grade 2	Delivered Pricing Fabric Grade 3	Delivered Pricing Vinyl Group 2V	Delivered Pricing Pallas Fabric Group P0	Delivered Pricing Pallas Fabric Group P1	Delivered Pricing Pallas Fabric Group P2	Delivered Pricing Pallas Fabric Group P3	Delivered Pricing Pallas Fabric Group P4	Delivered Pricing Leather
46.0#	\$ 803	\$ 803	\$ 853	\$ 860	\$ 860	\$ 843	\$ 893	\$ 918	\$ 942	\$ 971	\$ 1026
54.0#	1035	1035	1085	1093	1093	1073	1124	1147	1174	1202	1257
54.0#	966	966	1014	1021	1021	1000	1051	1077	1103	1132	1186
54.0#	955	955	1005	1012	1012	993	1043	1069	1095	1123	1179
54.0#	966	966	1014	1021	1021	1000	1051	1077	1103	1132	1186
54.0#	\$ 803	\$ 803	\$ 853	\$ 860	\$ 860	\$ 843	\$ 893	\$ 918	\$ 942	\$ 971	\$ 1026
62.0#	1035	1035	1085	1093	1093	1073	1124	1147	1174	1202	1257
62.0#	966	966	1014	1021	1021	1000	1051	1077	1103	1132	1186
62.0#	955	955	1005	1012	1012	993	1043	1069	1095	1123	1179
62.0#	966	966	1014	1021	1021	1000	1051	1077	1103	1132	1186
37.0#	\$ 471	\$ 471	\$ 520	\$ 526	\$ 526	\$ 508	\$ 558	\$ 584	\$ 611	\$ 639	\$ 691
45.0#	622	622	673	679	679	658	709	736	761	791	845
58.0#	\$ 936	\$ 936	\$ 985	\$ 990	\$ 990	\$ 973	\$ 1024	\$ 1048	\$ 1074	\$ 1101	\$ 1158
66.0#	1167	1167	1215	1224	1224	1205	1256	1280	1306	1333	1387
66.0#	1096	1096	1145	1153	1153	1134	1185	1210	1235	1263	1317
66.0#	1087	1087	1136	1142	1142	1124	1174	1200	1226	1255	1308
66.0#	1096	1096	1145	1153	1153	1134	1185	1210	1235	1263	1317

## OPTIONS

### Optional Seat Height

The Task chair has 2 additional seat height options.

To select Low Height (16-3/4" - 19-1/2"), add CYL4 to the end of the model number.

To select Tall Height (20-1/2" - 26-3/4"), add IPCYL6SHD to the end of the model number.

Note: No additional leadtime or upcharge required.

## SPECIAL SERVICES

### Special Carton Marking

With specially marked information N/C

### Shipping

Shipped **k.d. freight prepaid f.o.b. Ontario, California 91761** factory.  
Freight class #125.

Specifications and prices are subject to change without prior notice.



Midback Task Chair  
Simple Function (KI42)



Midback Task Chair Advanced  
Function (KI44)



Highback Task Chair  
Simple Function (KI46)



Highback Task Chair Advanced  
Function (KI48)




Conference Chair with  
Fixed Loop Arms (KI56)

Features				
Seat depth adjustable	•		•	
Seat angle adjustable		•		•
Back height adjustable	•	•	•	•
Back angle adjustable		•		•
Fixed or free-floating seat and back			•	•
General Dimensions				
Seat width	18"	18"	19"	19"
Seat depth	18"	18"	19"	19"
Seat height	16-1/2" - 21-1/2"	16-1/2" - 21-1/2"	16-1/2" - 21-1/2"	16-1/2" - 21-1/2"
Back width	17"	17"	19"	19"
Back height	15"	15"	17-1/2"	17-1/2"
Back height	15"	15"	17-1/2"	17-1/2"
Overall Dimensions				
Width	24"	24"	24"	24"
Height	33" - 41"	33" - 41"	35" - 43"	35" - 43"
Height	33" - 41"	33" - 41"	35" - 43"	35" - 43"
Height	33" - 41"	33" - 41"	35" - 43"	35" - 43"



BR2 Arm



BR5 Arm



BR56 Arm

SPECIFICATIONS

Seat (KI42, KI44)

The size of the seat is 18" wide by 18" deep. The seat is constructed of a 1/2" thick, formed plywood seat board with 2" molded foam. The foam covered seat board is upholstered with fabric. The entire seat assembly is mounted to the mechanism by 2" screws. A textured black plastic shroud attaches to the bottom of the seat. Model KI42 has an integral seat depth adjustment knob is attached to the underside of the mechanism, which allows the seat depth to be adjusted from 18" to 20". On model KI44, the seat depth cannot be adjusted.

Seat (KI46, KI47, KI48, KI48S)

The size of the seat is 19" wide by 19" deep. The seat is constructed of a 1/2" thick, formed plywood seat board with 2" molded foam. The foam covered seat board is upholstered with fabric. The entire seat assembly is mounted to the mechanism by 6 screws. A textured black plastic shroud attaches to the bottom of the seat. Models KI46, KI47 and KI48S, have an integral seat depth adjustment knob is attached to the underside of the mechanism, which allows

the seat depth to be adjusted from 19" to 21". On model KI48, the seat depth cannot be adjusted.

Seat (KI56)

The size of the seat is 20" wide by 20" deep. The seat is constructed of a 1/2" thick, 6-ply heavy-duty veneer board with 2-1/2" molded foam. The foam covered seat board is upholstered with fabric. The entire seat assembly is mounted to the mechanism by 4 screws.

Backrest (KI42 and KI44)

The size of the backrest is 17" wide by 15" high. The backrest has the same basic construction as the seat. In addition, the backrest is mounted onto a pivot joint at one end of the upright that provides the pivot function of the backrest. The height of the backrest can be adjusted in a 3" range by a height adjustment knob.

Backrest (KI46, KI47, KI48 and KI48S)

The size of the backrest is 19" wide by 17-1/2" high. The backrest has the same basic construction as the seat. The back also includes an adjustment knob that allows the backrest to be raised or lowered 3" vertically along the J-bar; KI48 has a 3-1/2" range. In addition, the backrest is mounted onto a

pivot joint providing pivot function of the backrest.

Backrest (KI56)

The size of the backrest is 19" wide by 22" high. The back is constructed of a 1/2" thick, 6-ply veneer board with 2-1/2" molded foam. The foam covered back board is upholstered with fabric.

T-Nut

All the T-nuts used in the plywood are rivet type to prevent their popping-off from the plywood.

Mechanism (KI42, KI46, and KI47)

A stamped and welded steel housing forms a sturdy cradle for the seat. A lever actuates the pneumatic cylinder, which adjusts the seat height from 16-1/2" to 21-1/2" with infinite selection within the range; KI47's range is 23" to 33".

Mechanism (KI44)

A stamped and welded steel housing forms a sturdy cradle for the seat. A lever actuates the pneumatic cylinder, which adjusts the seat height from 16-1/2" to 21-1/2" with infinite selection within the range. Another lever controls the tilting angles of both the

seat and the back. Two sets of brake plates independently hold the seat and back at desired angles when the lever is released. The seat has 10° of angle adjustment. The back has 20° of angle adjustment.

Mechanism (KI48)

A stamped and welded steel housing forms a sturdy cradle for the seat. There are three control levers. One lever actuates the pneumatic cylinder, which adjusts the seat height from 16-1/2" to 21-1/2" with infinite selection within the range. One lever adjusts the tilting angle of the seat, or sets the seat in free-floating mode. One lever adjusts the tilting angle of the back, or sets the back in free-floating mode. The seat has 10° of angle adjustment. The back has 20° of angle adjustment.

Mechanism (KI56)

A stamped and welded steel housing forms a sturdy cradle for the seat. A lever actuates the pneumatic cylinder, which adjusts the seat height from 16-1/2" to 21" with infinite selection within the range. That same lever can also lock the back in an upright position. There is a tension knob beneath the seat which adjusts the amount of tension in the


**Highback Stool  
(KI47)**

**Highback Guest Chair  
(KI48S)**

**Width Adjustable Loop Arm  
(BR2 - Arms Only)**

**Height and Width Adjustable  
T-Arm (BR5 -Arms Only)**
**Features**

Seat depth adjustable	•	•	
Back height adjustable	•	•	
Width adjustable arms			•
Height adjustable arms			•

**General Dimensions**

Seat width	19"	19"
Seat depth	19"	19"
Seat height	23" - 33"	18"
Back width	19"	19"
Back height	17-1/2"	17-1/2"

**Overall Dimensions**

Width	25"	20"
Height	42" - 55"	37" - 39"

"rocking" seat. The seat and back articulate in a 1:1 ratio (no independent back flex).

**Hardware**

All the hardware is metric threaded. Screws and bolts are treated with self-locking material to prevent their backing-out.

**Base (KI42, KI44, KI46 and KI48)**

The 24" diameter, five-blade black base is molded from reinforced nylon. A telescoping cylinder shroud conceals pneumatic cylinder.

**Base (KI47)**

The 25" diameter, five-blade black base is made of steel tubing with decorative plastic cover on top. A telescoping cylinder shroud conceals the pneumatic cylinder.

**Base (KI48S)**

The sled base is formed from 1-1/8" diameter, 2.2mm thickness steel tubing with black powder coat finish. Long stem front glides are standard.

**Base (KI56)**

The 27" diameter, five-blade black base is made of reinforced nylon.

**Footring**

The 20" black, reinforced nylon footring can be set at proper height by tightening a knob. Chrome finish, steel tube footring optional.

**Carpet Casters**

The dual 50mm diameter (55mm for KI56) black wheels are molded of high-impact thermoplastic and are housed in a high-impact plastic frame. Carpet and hard floor casters are available.

**Optional Arm Kits (Black Only)**

An E-bracket mounted under the seat accepts both the left and right arms. The arm frame can slide in and out of the E-bracket for proper seating width adjustment.

**Loop Arm (BR2)**

1-1/4" each side width adjustable arms.

**T-Arm (BR5)**

1-1/4" each side width and 2-1/2" height adjustable T-arms.

**Loop Arm (KI56)**

Arms are black loop arms of molded urethane. The arms are structural elements linking the seat and back. Armless chairs are not available.

**INFORMATION**
**C.O.M. Testing and Production Requirements**

Not all materials are suitable for upholstering this product. A 1 yd. x 54" sample must be submitted and approved prior to acceptance of an order. If the fabric is directional in pattern or weave, the direction must be indicated on the submitted sample, and additional yardage may be requested.

Test samples must be sent to:

Kismet®  
 Attn: C.O.M. Department  
 1110 S. Mildred Ave.  
 Ontario, CA 91761

**Fabric Disclaimer**



Fabric will be applied as swatched by the fabric manufacturer. Fabric that is required to be applied differently than is swatched will need a Special Cost Request written specifying the direction the fabric is to be applied. The posted standard lead time will apply to the Special Cost Request.

**INFORMATION**
**Warranty**

Refer to KI Terms & Conditions document or visit [ki.com](http://ki.com)

# Kismet®

Task, Stool, Guest Chairs

			MODEL NUMBER			Approx. Packaged Weight      Delivered Pricing Fabric Grade 1 & C.O.M.	
			Basic Model	Upholstery Color	Base		
	<b>MODEL</b>	<b>Features</b>					
	<b>Midback Task Chair, Simple Function</b>	No Arm	KI42/NA	<input type="checkbox"/> <input type="checkbox"/> <input type="checkbox"/> <input type="checkbox"/>	<input type="checkbox"/>	30.0#	\$ 333
		Loop Arm	KI42/BR2	<input type="checkbox"/> <input type="checkbox"/> <input type="checkbox"/> <input type="checkbox"/>	<input type="checkbox"/>	30.0#	401
		T-Arm	KI42/BR5	<input type="checkbox"/> <input type="checkbox"/> <input type="checkbox"/> <input type="checkbox"/>	<input type="checkbox"/>	30.0#	417
KISM							
	<b>Midback Task Chair, Advanced Function</b>	No Arm	KI44/NA	<input type="checkbox"/> <input type="checkbox"/> <input type="checkbox"/> <input type="checkbox"/>	<input type="checkbox"/>	34.0#	\$ 393
		Loop Arm	KI44/BR2	<input type="checkbox"/> <input type="checkbox"/> <input type="checkbox"/> <input type="checkbox"/>	<input type="checkbox"/>	34.0#	461
		T-Arm	KI44/BR5	<input type="checkbox"/> <input type="checkbox"/> <input type="checkbox"/> <input type="checkbox"/>	<input type="checkbox"/>	34.0#	476
KISM							
			<b>A</b>	<b>B</b>	<b>C</b>		

HOW TO ORDER

Indicate the following information on order form:

1. Quantity of each item.
2. Model number, including options. See "How To Build a Model Number".
3. Any special service required.

Note:

- The ☐ indicates that a choice is required.
- The absence of the ☐ indicates that no choice is required.
- Alpha-numeric characters in place of ☐ indicate that no other alternatives are available.

HOW TO BUILD A MODEL NUMBER

- A** Select basic model.
- B** Select upholstery grade/color. Refer to color addendum at [ki.com](http://ki.com) or KI Fabrics & Finishes binder.
- C** Select base option.
- |          |                      |
|----------|----------------------|
| <b>C</b> | - Carpet casters     |
| <b>S</b> | - Hard floor casters |

UPHOLSTERY INFORMATION

**C.O.M. Upholstery**  
C.O.M. requirement 1 yard of 54" wide non-directional fabric. For complete information on ordering C.O.M., see "Ordering C.O.M., C.O.V. and C.O.L." section.



Delivered Pricing Fabric Grade 2	Delivered Pricing Fabric Grade 3	Delivered Pricing Vinyl Group 2V	Delivered Pricing Pallas Fabric Group P0	Delivered Pricing Pallas Fabric Group P1	Delivered Pricing Pallas Fabric Group P2	Delivered Pricing Pallas Fabric Group P3	Delivered Pricing Pallas Fabric Group P4
\$ 344	\$ 352	\$ 352	\$ 393	\$ 454	\$ 478	\$ 509	\$ 538
414	422	422	461	523	550	577	609
425	436	436	475	537	560	591	622
\$ 402	\$ 417	\$ 417	\$ 452	\$ 514	\$ 540	\$ 571	\$ 602
472	484	484	517	579	609	637	668
485	499	499	536	597	622	650	679

SPECIAL SERVICES

Special Carton Marking

With specially marked information N/C



Shipping

Shipped **k.d. freight prepaid f.o.b. Ontario, California 91761** factory.  
Freight class #125.

Specifications and prices are subject to change without prior notice.

# Kismet®

Task, Stool, Guest Chairs

			MODEL NUMBER				
			Basic Model	Upholstery Color	Base		
MODEL	Features					Approx. Packaged Weight	Delivered Pricing Fabric Grade 1 & C.O.M.
	<b>Highback Task Chair, Simple Function</b>	No Arm	KI46/NA	<input type="checkbox"/> <input type="checkbox"/> <input type="checkbox"/> <input type="checkbox"/> <input type="checkbox"/>	<input type="checkbox"/>	35.0#	\$ 363
	• Swivel seat	Loop Arm	KI46/BR2	<input type="checkbox"/> <input type="checkbox"/> <input type="checkbox"/> <input type="checkbox"/> <input type="checkbox"/>	<input type="checkbox"/>	35.0#	433
	• Back height adjustment	T-Arm	KI46/BR5	<input type="checkbox"/> <input type="checkbox"/> <input type="checkbox"/> <input type="checkbox"/> <input type="checkbox"/>	<input type="checkbox"/>	35.0#	445
	• Seat depth adjustment						
	• T-arm or loop arm option						
	• Pedestal base available in black only						
KISM							
	<b>Highback Task Chair, Advanced Function</b>	No Arm	KI48/NA	<input type="checkbox"/> <input type="checkbox"/> <input type="checkbox"/> <input type="checkbox"/> <input type="checkbox"/>	<input type="checkbox"/>	40.0#	\$ 487
	• Back angle adjusts	Loop Arm	KI48/BR2	<input type="checkbox"/> <input type="checkbox"/> <input type="checkbox"/> <input type="checkbox"/> <input type="checkbox"/>	<input type="checkbox"/>	40.0#	556
	• Seat angle adjusts	T-Arm	KI48/BR5	<input type="checkbox"/> <input type="checkbox"/> <input type="checkbox"/> <input type="checkbox"/> <input type="checkbox"/>	<input type="checkbox"/>	40.0#	572
	• Back height adjustment						
	• T-arm or loop arm option						
	• Fixed or free-floating seat and back						
	• Pedestal base available in black only						
KISM							
			<b>A</b>	<b>B</b>	<b>C</b>		

## HOW TO ORDER

Indicate the following information on order form:

- Quantity of each item.
- Model number, including options. See "How To Build a Model Number".
- Any special service required.

Note:

- The ☐ indicates that a choice is required.
- The absence of the ☐ indicates that no choice is required.
- Alpha-numeric characters in place of ☐ indicate that no other alternatives are available.

## HOW TO BUILD A MODEL NUMBER

- A** Select basic model.
- B** Select upholstery grade/color. Refer to color addendum at [ki.com](http://ki.com) or KI Fabrics & Finishes binder.
- C** Select base option.
- |          |                      |
|----------|----------------------|
| <b>C</b> | - Carpet casters     |
| <b>S</b> | - Hard floor casters |

## UPHOLSTERY INFORMATION

**C.O.M. Upholstery**  
C.O.M. requirement 1 yard of 54" wide non-directional fabric. For complete information on ordering C.O.M., see "Ordering C.O.M., C.O.V. and C.O.L." section.



Delivered Pricing Fabric Grade 2	Delivered Pricing Fabric Grade 3	Delivered Pricing Vinyl Group 2V	Delivered Pricing Pallas Fabric Group P0	Delivered Pricing Pallas Fabric Group P1	Delivered Pricing Pallas Fabric Group P2	Delivered Pricing Pallas Fabric Group P3	Delivered Pricing Pallas Fabric Group P4
\$ 374	\$ 384	\$ 384	\$ 420	\$ 482	\$ 508	\$ 538	\$ 565
444	453	453	491	553	576	609	634
458	465	465	504	565	589	622	649
\$ 501	\$ 509	\$ 509	\$ 547	\$ 609	\$ 632	\$ 664	\$ 694
570	576	576	614	676	701	733	760
581	591	591	629	691	716	749	777

**SPECIAL SERVICES**

**Special Carton Marking**

With specially marked information      N/C


**Shipping**

Shipped **k.d. freight prepaid f.o.b. Ontario, California 91761** factory.  
Freight class #125.

Specifications and prices are subject to change without prior notice.

# Kismet®

Task, Stool, Guest Chairs

		MODEL	Features	MODEL NUMBER			Approx. Packaged Weight	Delivered Pricing Fabric Grade 1 & C.O.M.
				Basic Model	Upholstery Color	Base		
	<b>Conference Chair</b> • Swivel/tilt	Loop Arm	KI56/BR6	<input type="checkbox"/> <input type="checkbox"/> <input type="checkbox"/> <input type="checkbox"/> <input type="checkbox"/>	<input type="checkbox"/>	50.0#	\$ 496	
			<b>A</b>	<b>B</b>	<b>C</b>			

KISM

### HOW TO ORDER

Indicate the following information on order form:

1. Quantity of each item.
2. Model number, including options. See "How To Build a Model Number".
3. Any special service required.

Note:

- The ☐ indicates that a choice is required.
- The absence of the ☐ indicates that no choice is required.
- Alpha-numeric characters in place of ☐ indicate that no other alternatives are available.

### HOW TO BUILD A MODEL NUMBER

- A** Select basic model.
- B** Select upholstery grade/color.  
Refer to color addendum at [ki.com](http://ki.com) or KI Fabrics & Finishes binder.
- C** Select base option.
- |          |                      |
|----------|----------------------|
| <b>C</b> | - Carpet casters     |
| <b>S</b> | - Hard floor casters |

### UPHOLSTERY INFORMATION

**C.O.M. Upholstery**  
C.O.M. requirement 1-1/2 yard of 54" wide nondirectional fabric. For complete information on ordering C.O.M., see "Ordering C.O.M., C.O.V. and C.O.L." section.





Delivered Pricing Fabric Grade 2	Delivered Pricing Fabric Grade 3	Delivered Pricing Vinyl Group 2V	Delivered Pricing Pallas Fabric Group P0	Delivered Pricing Pallas Fabric Group P1	Delivered Pricing Pallas Fabric Group P2	Delivered Pricing Pallas Fabric Group P3	Delivered Pricing Pallas Fabric Group P4
\$ 513	\$ 526	\$ 526	\$ 614	\$ 676	\$ 712	\$ 760	\$ 801

SPECIAL SERVICES

Special Carton Marking

With specially marked information N/C



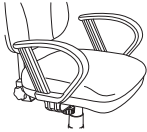

Shipping

Shipped **k.d. freight prepaid f.o.b. Ontario, California 91761** factory. Freight class #125.

Specifications and prices are subject to change without prior notice.

# Kismet®

Task, Stool, Guest Chairs

			MODEL NUMBER			Approx. Packaged Weight      Delivered Pricing Unupholstered	
			Basic Model	Upholstery Color	Base		
	<b>Highback Stool</b> • Swivel seat • Back height adjustment • Seat depth adjustment • Seat height from 23"-33" • T-arm or loop arm option • Pedestal base available in black only	No Arm, Plastic Footring	KI47/NA/PL	<input type="checkbox"/> <input type="checkbox"/> <input type="checkbox"/> <input type="checkbox"/> <input type="checkbox"/>	<input type="checkbox"/>	39.0#	N/A
		No Arm, Chrome Footring	KI47/NA/CH	<input type="checkbox"/> <input type="checkbox"/> <input type="checkbox"/> <input type="checkbox"/> <input type="checkbox"/>	<input type="checkbox"/>	39.0#	N/A
		Loop Arm, Plastic Footring	KI47/BR2/PL	<input type="checkbox"/> <input type="checkbox"/> <input type="checkbox"/> <input type="checkbox"/> <input type="checkbox"/>	<input type="checkbox"/>	39.0#	N/A
		Loop Arm, Chrome Footring	KI47/BR2/CH	<input type="checkbox"/> <input type="checkbox"/> <input type="checkbox"/> <input type="checkbox"/> <input type="checkbox"/>	<input type="checkbox"/>	39.0#	N/A
		T-Arm, Plastic Footring	KI47/BR5/PL	<input type="checkbox"/> <input type="checkbox"/> <input type="checkbox"/> <input type="checkbox"/> <input type="checkbox"/>	<input type="checkbox"/>	39.0#	N/A
		T-Arm, Chrome Footring	KI47/BR5/CH	<input type="checkbox"/> <input type="checkbox"/> <input type="checkbox"/> <input type="checkbox"/> <input type="checkbox"/>	<input type="checkbox"/>	39.0#	N/A
KISM							
	<b>Highback Guest Chair</b> • Back height adjustment • Seat depth adjustment • Cantilevered sled base • Front glides standard • T-arm or loop arm option • Pedestal base available in black only	No Arm	KI48S/NA	<input type="checkbox"/> <input type="checkbox"/> <input type="checkbox"/> <input type="checkbox"/> <input type="checkbox"/>		30.0#	N/A
		Loop Arm	KI48S/BR2	<input type="checkbox"/> <input type="checkbox"/> <input type="checkbox"/> <input type="checkbox"/> <input type="checkbox"/>		30.0#	N/A
		T-Arm	KI48S/BR5	<input type="checkbox"/> <input type="checkbox"/> <input type="checkbox"/> <input type="checkbox"/> <input type="checkbox"/>		30.0#	N/A
KISM							
	<b>Loop Arms (Arms Only)</b> • 2-1/2" width range • Available on all chairs • Black only • Set of two		BR2			5.0#	\$ 66
HRDPT							
	<b>T-Arms (Arms Only)</b> • 2-1/2" height range • 2-1/2" width range • Available on all chairs • Black only • Set of two		BR5			5.0#	\$ 77
HRDPT							
			<b>A</b>	<b>B</b>	<b>C</b>		

## HOW TO ORDER

Indicate the following information on order form:

1. Quantity of each item.
2. Model number, including options. See "How To Build a Model Number".
3. Any special service required.

Note: • The ☐ indicates that a choice is required.

- The absence of the ☐ indicates that no choice is required.

- Alpha-numeric characters in place of ☐ indicate that no other alternatives are available.

## HOW TO BUILD A MODEL NUMBER

- A** Select basic model.
- B** Select upholstery grade/color.  
Refer to color addendum at ki.com or KI Fabrics & Finishes binder.
- C** Select base option.
- |          |                      |
|----------|----------------------|
| <b>C</b> | - Carpet casters     |
| <b>S</b> | - Hard floor casters |

## UPHOLSTERY INFORMATION

### C.O.M. Upholstery

C.O.M. requirement 1 yard of 54" wide non-directional fabric. For complete information on ordering C.O.M., see "Ordering C.O.M., C.O.V. and C.O.L." section.

Delivered Pricing Fabric Grade 1 & C.O.M.	Delivered Pricing Fabric Grade 2	Delivered Pricing Fabric Grade 3	Delivered Pricing Vinyl Group 2V	Delivered Pricing Pallas Fabric Group P0	Delivered Pricing Pallas Fabric Group P1	Delivered Pricing Pallas Fabric Group P2	Delivered Pricing Pallas Fabric Group P3	Delivered Pricing Pallas Fabric Group P4
\$ 459	\$ 471	\$ 479	\$ 479	\$ 517	\$ 579	\$ 606	\$ 634	\$ 664
513	524	533	533	573	634	660	689	721
525	538	550	550	587	649	673	702	733
579	594	604	604	641	702	726	758	788
541	554	562	562	603	664	686	721	749
598	609	618	618	659	721	741	771	802
\$ 325	\$ 336	\$ 345	\$ 345	\$ 383	\$ 445	\$ 471	\$ 502	\$ 528
394	408	415	415	452	514	540	572	602
410	420	427	427	465	526	554	582	613

### Special Carton Marking

With specially marked information	N/C
-----------------------------------	-----

Shipped **k.d. freight prepaid f.o.b. Ontario, California 91761** factory.  
Freight class #125.

Specifications and prices are subject to change without prior notice.

# Mesa™

General Information



Mid Back Swivel Tilt

High Back Swivel Tilt

Overall Dimensions		
Width	26-1/2"	26-1/2"
Depth	25-1/2"	25-1/2"
Height	38"	45"



2 Base - Polished aluminum with black hooded casters.



4 Base - Matte black understructure, bullnose edge wood caps with black hooded casters.



8 Base - Matte black understructure, grooved edge wood caps with black hooded casters.



9 Base - Matte black with black hooded casters.

## SPECIFICATIONS

### Complimentary Furniture

The following lounge collections offer complimentary furniture that creates continuity and a cohesive look throughout a facility. These complimentary pieces can be found in other sections of the KI price list.

MESA - Mesa™ Lounge Seating

QUATRO - Quatro™ Guest Seating

the order. For each roll that is sent, one yard needs to be added and needs to be added to one of the rolls, not separately.

### Fabric Disclaimer

Fabric will be applied as swatched by the fabric manufacturer. Fabric that is required to be applied differently than is swatched will need a Special Cost Request written specifying the direction the fabric is to be applied. The posted standard lead time will apply to the Special Cost Request.

## FINISH INFORMATION

### SPECIAL FINISH MATCHES

KI can match special finish requests at an upcharge of \$72 List per item, up to 12 or a maximum charge of \$865 List per order per color. Special finish requests must be sent to your KI customer service representative.

Upon receipt from KI, the finishing department will prepare a "strike-off" which will be sent to the customer for approval.

The approval form accompanying the strike-off should be faxed to your KI customer service representative. Upon receipt of the signed approval form, KI will proceed with the order. Disapproved samples may be sent back to KI directly with an explanation of disapproval. A Special Finish Number (SFN) will be assigned to this finish sample for future reference or reorders

## UPHOLSTERY INFORMATION

### C.O.M. Fabric

For C.O.M. fabric sent to KI-High Point on multiple rolls, add an additional yard of fabric per roll to the yardage requirements. Multiple rolls have shorter pieces of fabric on them and do not allow nesting and stacking of the fabric to achieve the best yield as is done with one large roll. This results in yardage shortages and requests for additional fabric from the client, which can hold up



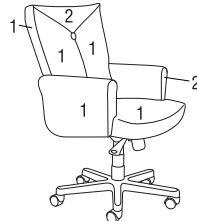
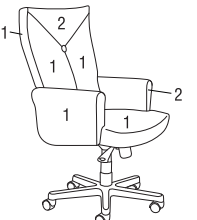
#### INFORMATION

##### Warranty

Refer to KI Terms & Conditions document or  
visit [ki.com](http://ki.com)

# Mesa™

## Task Chairs

			MODEL NUMBER							Approx. Packaged Weight
			Basic Model	Non-Contrast or Fabric Contrast 1	Fabric Contrast 2	Lift	Button Option	Fire Code	Wood Finish	
	Features	COM								
	2 Base, Non-contrast	2.5 yd	7225/2/NC	□□□□		□□□□	□□□	□□□		75.0#
	2 Base, Contrast		7225/2/FC	□□□□	□□□□	□□□□	□□□	□□□		75.0#
	4 Base, Non-contrast	2.5 yd	7225/4/NC	□□□□		□□□□	□□□	□□□	□□□	75.0#
	4 Base, Contrast		7225/4/FC	□□□□	□□□□	□□□□	□□□	□□□	□□□	75.0#
	8 Base, Non-contrast	2.5 yd	7225/8/NC	□□□□		□□□□	□□□	□□□	□□□	75.0#
	8 Base, Contrast		7225/8/FC	□□□□	□□□□	□□□□	□□□	□□□	□□□	75.0#
	9 Base, Non-contrast	2.5 yd	7225/9/NC	□□□□		□□□□	□□□	□□□		75.0#
	9 Base, Contrast		7225/9/FC	□□□□	□□□□	□□□□	□□□	□□□		75.0#
MSTS										
<b>Mid Back Swivel Tilt Chair</b>										
• 1 = Body (Fabric Contrast 1) C.O.M. = 2.5 yd										
• 2 = Top back panel, arm panels and button (Fabric Contrast 2) C.O.M. = .75 yd										
	2 Base, Non-contrast	3 yd	7226/2/NC	□□□□		□□□□	□□□	□□□		80.0#
	2 Base, Contrast		7226/2/FC	□□□□	□□□□	□□□□	□□□	□□□		80.0#
	4 Base, Non-contrast	3 yd	7226/4/NC	□□□□		□□□□	□□□	□□□	□□□	80.0#
	4 Base, Contrast		7226/4/FC	□□□□	□□□□	□□□□	□□□	□□□	□□□	80.0#
	8 Base, Non-contrast	3 yd	7226/8/NC	□□□□		□□□□	□□□	□□□	□□□	80.0#
	8 Base, Contrast		7226/8/FC	□□□□	□□□□	□□□□	□□□	□□□	□□□	80.0#
	9 Base, Non-contrast	3 yd	7226/9/NC	□□□□		□□□□	□□□	□□□		80.0#
	9 Base, Contrast		7226/9/FC	□□□□	□□□□	□□□□	□□□	□□□		80.0#
	MSTS									
<b>High Back Swivel Tilt Chair</b>										
• 1 = Body (Fabric Contrast 1) C.O.M. = 3 yd										
• 2 = Top back panel, arm panels and button (Fabric Contrast 2) C.O.M. = .75 yd										

A

B

C

D

E

F

G

### HOW TO ORDER

Indicate the following information on order form:

- Quantity of each item.
- Model number, including options. See "How To Build a Model Number".
- Any special service required.

Note: • The □ indicates that a choice is required.

- The absence of the □ indicates that no choice is required.
- Alpha-numeric characters in place of □ indicate that no other alternatives are available.

### HOW TO BUILD A MODEL NUMBER

No button option for TB133.

**A** Select basic model.

**B** Select non-contrast or fabric contrast 1.  
Refer to color addendum at ki.com or KI Fabrics & Finishes binder.

**C** Select fabric contrast 2.  
Refer to color addendum at ki.com or KI Fabrics & Finishes binder.

**D** Select lift option.  
**STD** - Standard tilt/gas lift  
**KTGL** - Knee tilt/gas lift; add \$129

**E** Select button option.  
**NBT** - No button  
**UB** - Upholstered (standard)  
**WBT** - Wood, finish to match legs

**F** Select fire code.  
**NFR** - Compliance to TB 117-2013  
**FR** - Compliance to TB 133  
 See pricing column for TB133 upcharge.

**G** Select wood finish color.  
Refer to color addendum at ki.com or KI Fabrics & Finishes binder.

### KENSINGTON MAPLE UPCHARGE

Kensington Maple requires extended leadtimes.

Model		
7225/4	\$65	7225/4/FC \$65
7225/8	\$65	7225/8/FC \$65
7226/4	\$65	7226/4/FC \$65
7226/8	\$65	7226/8/FC \$65

Wood Button \$5



Grade C.O.M.	Grade C	Grade D	Grade E & C.O.L.	Grade F	Grade G	Grade H	Grade I	Grade J	Grade K	Grade L Leather	Grade M Leather	TB133 add to list price
\$ 1465	\$ 1487	\$ 1532	\$ 1579	\$ 1612	\$ 1680	\$ 1749	\$ 1883	\$ 2051	\$ 2222	\$ 2390	\$ 2730	\$ 308
1522	1549	1591	1639	1674	1741	1810	1944	2112	2282	2450	2790	308
1465	1487	1532	1579	1612	1680	1749	1883	2051	2222	2390	2730	308
1522	1549	1591	1639	1674	1741	1810	1944	2112	2282	2450	2790	308
1465	1487	1532	1579	1612	1680	1749	1883	2051	2222	2390	2730	308
1522	1549	1591	1639	1674	1741	1810	1944	2112	2282	2450	2790	308
1308	1328	1369	1420	1455	1521	1592	1728	1893	2062	2232	2571	308
1533	1387	1430	1482	1514	1584	1651	1786	1955	2123	2293	2633	308

\$ 1545	\$ 1568	\$ 1612	\$ 1670	\$ 1704	\$ 1781	\$ 1856	\$ 2004	\$ 2186	\$ 2372	\$ 2555	\$ 2924	\$ 335
1605	1628	1674	1729	1766	1841	1916	2062	2244	2431	2616	2986	335
1545	1568	1612	1670	1704	1781	1856	2004	2186	2372	2555	2924	335
1605	1628	1674	1729	1766	1841	1916	2062	2244	2431	2616	2986	335
1545	1568	1612	1670	1704	1781	1856	2004	2186	2372	2555	2924	335
1605	1628	1674	1729	1766	1841	1916	2062	2244	2431	2616	2986	335
1380	1407	1448	1501	1543	1614	1687	1836	2017	2200	2384	2752	335
1440	1467	1509	1561	1601	1676	1748	1896	2075	2263	2446	2814	335

## INFORMATION

### C.O.M. Requirements

C.O.M. yardage requirements listed above are based on plain goods 54" wide. If less than 54" wide or fabrics requiring matching (stripes, plaids, prints, large patterns), additional yardage will be needed. Consult C.O.M. matrix for additional yardage needed. For C.O.M. fabric sent to KI-High Point on multiple rolls, add an additional yard of fabric per roll to the yardage requirements.

### C.O.L. Requirements

Figure 18 sq. ft. of leather (C.O.L.) for each yard shown (i.e., 4.75 x 18 = 85.5 sq. ft.).

### Contrasting Upholstery

When contrasting fabric is chosen, price at highest in-grade.

### Contrasting Upholstery

Button covered in same upholstery is standard. Wood button available, no charge. Wood button will be finished to match legs.

When contrasting fabric is chosen, price at highest in-grade.

### Californina TB133 Fire Safety Code

The above seating products can be manufactured using the appropriate flame-retardant materials and fabric selections for compliance to California Technical Bulletin 133. Please contact KI customer service for fabric compliance.

### Construction

Frames of laminated plywood kiln-fired hardwood. Cushioning of multiple densities of polyurethane foam and Dacron fiber. Gas lift with tilt lock is standard.

## OPTIONS

### Base Options

- 2 Base Polished aluminum with black hooded casters.
- 4 Base Matte black understructure, bullnose edge wood caps with black hooded casters.
- 8 Base Matte black understructure, grooved edge wood caps with black hooded casters.
- 9 Base Matte black with black hooded casters.

Specify base style number when ordering.

## SPECIAL SERVICES

### Special Carton Marking

With specially marked information N/C

### Shipping

Shipped **assembled freight prepaid f.o.b. High Point, North Carolina 27263** factory. Freight class #150.

Specifications and prices are subject to change without prior notice.

# Pilot®

General Information



Pilot Armless Chair (KI88/NA)



Pilot Task Loop Arm Chair (KI88/KR48)



Pilot Task T-Arm Chair (KI88/KR300)

Features			
Adjustable back angle	•	•	•
Extra wide seat	•	•	•
Seat depth adjustment	•	•	•
Back height adjustment	•	•	•
Warranted to 400 lbs & 24/7 use	•	•	•
General Dimensions			
Seat width	24"	24"	24"
Seat depth	17" - 19-1/2"	17" - 19-1/2"	17" - 19-1/2"
Seat height	18" - 23"	18" - 23"	18" - 23"
Back width	23-1/2"	23-1/2"	23-1/2"
Back height from seat	25"	25"	25"
Overall Dimensions			
Width	27"	27"	31-1/2"
Depth	27"	27"	27"
Height	43" - 52"	43" - 52"	43" - 52"

SPECIFICATIONS

Seat

Seat is constructed of 5/8" thick, 10-ply plywood with one solid steel reinforcement plate that spans from seat edge to seat edge and 3.75" thick molded foam. The steel reinforcement plate has welded steel t-nuts for arms and mechanism. The contoured molded foam-covered board is upholstered with fabric. The front edge of the seat has a waterfall design. The seat is attached to a seat mechanism with four 5/16" screws into steel welded t-nuts.

An integral seat slide is attached to the under side of the seat board which allows the seat depth to be adjusted from 17" to 19-1/2". A black dust cover fabric shrouds the seat slide. The seat slide assembly is mounted to steel attachment brackets in the mechanism and seat plate that allow the seat to slide in and out.

Seat Mechanism

Chair features infinitely locking back angle, and tilt rocking.

Pneumatic Height Adjustment

Chair features pneumatic seat height adjustment from 18" to 23".

Backrest (vertically adjustable)

Backrest is constructed of 1/2" thick 9-ply plywood and 2-1/2" body-contoured molded foam. The outer back shell is upholstered plywood. The backrest is attached to a five-position ratcheting mechanism that provides 4" of vertical adjustment along a 1/4" thick x 4" wide high-strength steel J-bar. The J-bar is fastened directly to the seat mechanism with three 5/16" bolts.

Base

Extra-wide 27" five-blade base constructed of heavy-duty composite. The center of the base has a patented non-slip ring where the pneumatic cylinder is mounted. A telescoping cylinder shroud conceals the heavy-duty

pneumatic cylinder.

Casters

Heavy-duty 55mm diameter double wheels are molded of high-impact plastic with steel stud.

Loop Armrests

Main armrest support is made of 1/4" thick by 2-1/4" wide bent steel constructions. Armrests are attached to a solid steel reinforcement plate that spans from side to side and which is mounted to the seat board for increased arm strength. Armrest pads are self-skinning soft urethane material with steel inner structures. Loop arms are fixed height.

T-Arms

Adjustable, heavy-duty arms have 2-3/4" vertical travel (from approximately 10" - 12-3/4" above the seat). There is 1-1/4" of width adjustment per side or 2-1/2" width adjustment total.

INFORMATION

C.O.M. Testing and Production Requirements

Not all materials are suitable for upholstering this product. A 2-1/2 yd x 54" sample must be submitted and approved prior to acceptance of an order. If the fabric is directional in pattern or weave, the direction must be indicated on the submitted sample, and additional yardage maybe requested.

Test samples must be sent to:

Pilot  
Attn: C.O.M. Department  
1110 S. Mildred Ave.  
Ontario, CA 91761

Fabric Disclaimer

Fabric will be applied as swatched by the fabric manufacturer. Fabric that is required to be applied differently than is swatched will need a Special Cost Request written specifying the direction the fabric is to be applied.





The posted standard lead time will apply to the Special Cost Request.

**Assembly**


Ship knocked-down (KD). Minimal assembly required.

**INFORMATION**

**Warranty**

Refer to KI Terms & Conditions document or visit [ki.com](http://ki.com)

Pilot®  
Task Chairs

		MODEL NUMBER						
		Basic Model	Base	Upholstery Color				
MODEL	Features				Approx. Packaged Weight	Delivered Pricing Fabric Grade 1 & C.O.M.	Delivered Pricing Fabric Grade 2	
	<b>Pilot Chair</b> <ul style="list-style-type: none"><li>• Oversized seat and back</li><li>• Extra cushioning</li><li>• Back height and seat depth adjustment</li><li>• Pedestal base available in black only</li></ul>	No Arm	KI88/NA	<input type="checkbox"/>	□□□□□	68.0#	\$ 1413	\$ 1435
		Loop Arm	KI88/KR48	<input type="checkbox"/>	□□□□□	80.0#	1563	1584
		T-Arm	KI88/KR300	<input type="checkbox"/>	□□□□□	80.0#	1600	1621
		<b>A                      B                      C</b>						

PILOT

HOW TO ORDER

- Indicate the following information on order form:
1. Quantity of each item.
  2. Model number, including options. See "How To Build a Model Number".
  3. Any special service required.

Note:

- The ☐ indicates that a choice is required.
- The absence of the ☐ indicates that no choice is required.
- Alpha-numeric characters in place of ☐ indicate that no other alternatives are available.

HOW TO BUILD A MODEL NUMBER

- A** Select basic model.
- B** Select base option.
- |          |                      |
|----------|----------------------|
| <b>C</b> | - Carpet casters     |
| <b>G</b> | - Glides             |
| <b>S</b> | - Hard floor casters |
- C** Select upholstery grade/color.  
Refer to color addendum at [ki.com](http://ki.com) or KI Fabrics & Finishes binder.

UPHOLSTERY INFORMATION

**C.O.M. Upholstery**  
C.O.M. requirement is 2-1/2 yards per chair of 54" wide nondirectional fabric; solid colors only. For complete information on ordering C.O.M., see "Ordering C.O.M., C.O.V. and C.O.L." section.



Delivered Pricing Fabric Grade 3	Delivered Pricing C.O.V.	Delivered Pricing Vinyl Group 2V	Delivered Pricing Pallas Fabric Group P0	Delivered Pricing Pallas Fabric Group P1	Delivered Pricing Pallas Fabric Group P2	Delivered Pricing Pallas Fabric Group P3	Delivered Pricing Pallas Fabric Group P4	Delivered Pricing Leather
\$ 1454	\$ 1413	\$ 1454	\$ 1517	\$ 1595	\$ 1651	\$ 1710	\$ 1780	\$ 2360
1606	1563	1606	1667	1745	1800	1862	1930	2510
1642	1600	1642	1704	1782	1838	1896	1966	2546

**SPECIAL SERVICES**
**Special Carton Marking**

With specially marked information      N/C

**Shipping**

 Shipped **k.d. freight prepaid f.o.b. Ontario, California 91761** factory.  
 Freight class #125.

 Specifications and prices are subject to  
 change without prior notice.



Features					
Synchrotilt	•	•	•	•	
Seat slide	•	•			
Back lock	•	•	•	•	
Mesh seat and back	•	•	•	•	•
Upholstered Seat	•	•	•	•	•
Adjustable lumbar	•	•	•	•	•
4D adjustable T-arm		•		•	
Fixed cantilever arm					•
Black nylon or brushed aluminum base	•	•	•	•	
300 lb. tested	•	•	•	•	•
General Dimensions					
Seat width	19"	19"	19"	19"	19"
Seat depth	19"	19"	19"	19"	19"
Seat height	18-1/4" - 22-1/4"	18-1/4" - 22-1/4"	21-1/4" - 29"	21-1/4" - 29"	19-1/2"
Back width	18"	18"	18"	18"	18"
Back height (above seat)	20-1/2"	20-1/2"	20-1/2"	20-1/2"	16"
Inside arm distance		18-1/2" - 19-1/2"		18-1/2" - 19-1/2"	19"
Arm height (from floor)					26-1/8"
Overall Dimensions					
Width	27"	27"	27"	27"	22-1/4"
Depth	29-1/4"	29-1/4"	29-1/4"	29-1/4"	21-1/4"
Height	42-3/4"	42-3/4"	50-3/8"	50-3/8"	35-3/4"
Base	26"	26"	26"	26"	

SPECIFICATIONS

TASK CHAIR

Backrest and Mesh Seat

Reinforced nylon frame with mesh material. *SoSoft* mesh material is made from 65% polyester and 35% nylon. Integral polypropylene lumbar support mechanism is easily adjusted by the user within a 3° range.

Upholstered Seat

Nylon seat structure with two layers of polyurethane foam with a fabric cover held in place with staples.

Mechanism

Stamped steel mechanism provides for sturdy seat and back mounting. Height-adjustable pneumatic cylinder is actuated by a control lever beneath the seat. Seat height adjusts from 18-1/4" to 22-1/4". Back lock mechanism provides five back positions. Tension control knob adjusts the tension recline force. Spring-loaded seat slide

mechanism controls seat depth adjustment in five positions through a distance of 1-1/2" and is side mounted for easy use. Synchronized 2:1 seat/back tilt mechanism has movement of 8 degrees on seat and 16 degrees on back.

Adjustable T-Arm

Black molded urethane armcap. Armcaps move forward/backward in five positions through 1-1/2". Armcap width adjusts in five positions through 1". Arm support width can be set between 18-1/2" - 19-1/2" at assembly. Armrest height adjusts to 11 positions through 2-3/4". Armcaps rotate in three positions (+/- 20 degrees).

Base

Standard 26" diameter, five-blade reinforced nylon base, black only. Optional 26" diameter polished aluminum five-blade base.

Casters

Double 65mm diameter black wheels are molded of reinforced plastic. Hard floor or

carpet casters available.

Weight Capacity

Passes all BIFMA x 5.1-2011 and KI's internal standard for 300 pound capacity.

TASK STOOL

In addition to the standard height unit described under the Task Chair, a stool height version is available. Stools are equipped with a pneumatic cylinder allowing adjustment of seat height from 21-1/2" - 29". The 18" diameter adjustable footring is made of die-cast aluminum with a chrome-plated tubular steel ring and black "spokes." Stools are available with plastic or polished bases. Stools do NOT feature a seat slide.

GUEST CHAIR

Backrest and Mesh Seat

Reinforced nylon frame with mesh material.

*SoSoft* mesh material is made from 65% polyester and 35% nylon. Backrest and seat secured to frame with four bolts each.

Upholstered Seat

Plywood seat structure with two layers of polyurethane foam with a fabric cover held in place with staples.

Frame

Tubular steel frame made with .08" thick x 1.32" x .88" oval steel tubing.

Arms

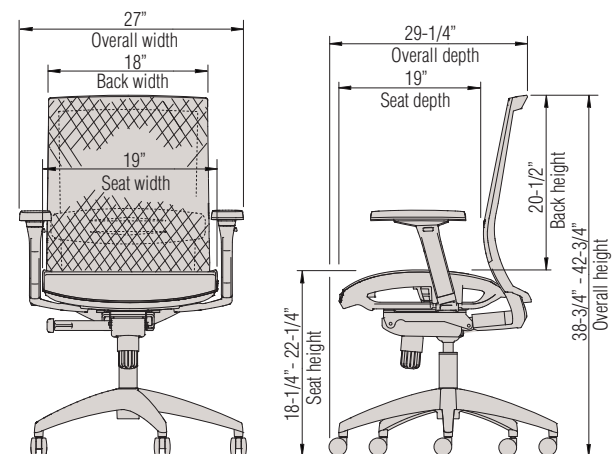
Arms are integral to the frame with a black molded reinforced nylon armcap.

Glides

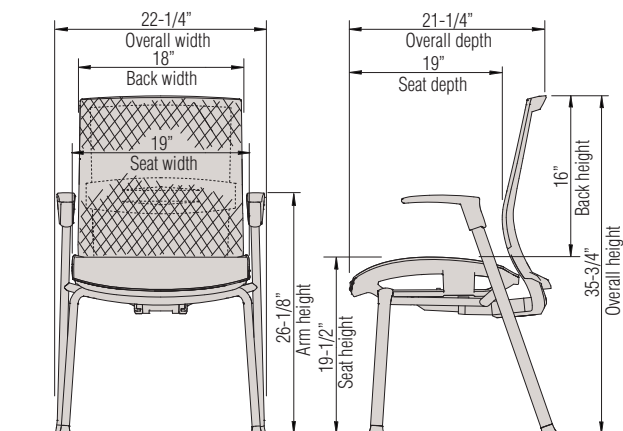
Four nylon glides.

Weight Capacity

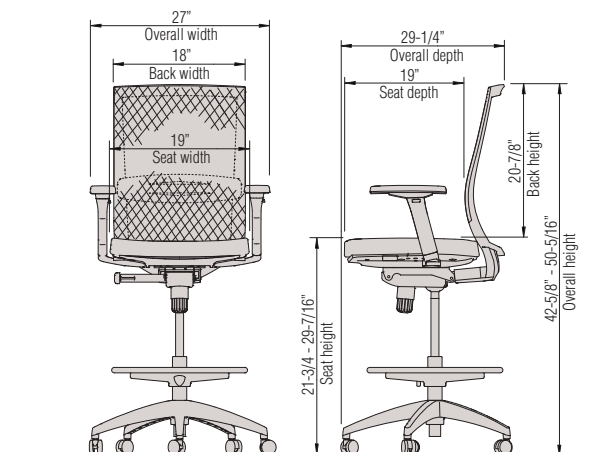
Passes all BIFMA x 5.1-2011 and KI's internal standard for 300 pound capacity.



Task Chair





Guest Chair



Task Stool

**INFORMATION****Warranty**

Refer to KI Terms & Conditions document or visit [ki.com](http://ki.com)

			MODEL NUMBER					Approx. Packaged Weight
			Basic Model	Base	Casters	Fire Code	Upholstery Color	
MODEL	Features							
 Mesh Seat  SIFT SIFTU	<b>Task Armless Chair</b> <ul style="list-style-type: none"><li>"SoSoft" mesh back and mesh seat or uph seat</li><li>Adjustable lumbar</li><li>Tested to all 300 lb. BIFMA standards</li><li>Ships fully assembled</li></ul>	Mesh Seat and Back	SIFTNA	<input type="checkbox"/>	<input type="checkbox"/>	<input type="checkbox"/> <input type="checkbox"/> <input type="checkbox"/>		43.0#
	Upholstered Seat	SIFTUNA	<input type="checkbox"/>	<input type="checkbox"/>	<input type="checkbox"/> <input type="checkbox"/> <input type="checkbox"/>	<input type="checkbox"/> <input type="checkbox"/> <input type="checkbox"/> <input type="checkbox"/> <input type="checkbox"/>		43.0#
 Uph. Seat  SIFT SIFTU	<b>Task 4D Adjustable T-Arm Chair</b> <ul style="list-style-type: none"><li>"SoSoft" mesh back and mesh seat or uph seat</li><li>Adjustable lumbar</li><li>Tested to all 300 lb. BIFMA standards</li><li>Ships fully assembled</li></ul>	Mesh Seat and Back	SIFTAA	<input type="checkbox"/>	<input type="checkbox"/>	<input type="checkbox"/> <input type="checkbox"/> <input type="checkbox"/>		49.0#
	Upholstered Seat	SIFTUAA	<input type="checkbox"/>	<input type="checkbox"/>	<input type="checkbox"/> <input type="checkbox"/> <input type="checkbox"/>	<input type="checkbox"/> <input type="checkbox"/> <input type="checkbox"/> <input type="checkbox"/> <input type="checkbox"/>		49.0#
			<b>A</b>	<b>B</b>	<b>C</b>	<b>D</b>	<b>E</b>	

## HOW TO ORDER

Indicate the following information on order form:

1. Quantity of each item.
2. Model number, including options. See "How To Build a Model Number".
3. Any special service required.

Note: • The ☐ indicates that a choice is required.

- The absence of the ☐ indicates that no choice is required.
- Alpha-numeric characters in place of ☐ indicate that no other alternatives are available.

## HOW TO BUILD A MODEL NUMBER

**A** Select basic model.

**B** Select base option.

**P** - Plastic base

**A** - Aluminum base; add \$90

**C** Select casters.

**C** - Carpet casters

**S** - Hard floor casters; add \$49

**D** Select fire code.

**NFR** - Compliance to TB 117-2013

**FR** - Compliance to TB 133



See FR upcharge under Options.

**E** Select upholstery grade/color.

Refer to color addendum at [ki.com](http://ki.com) or KI Fabrics & Finishes binder.

[illegible]

Specifications and prices are subject to change without prior notice.

	MODEL	Features	MODEL NUMBER					Approx. Packaged Weight
			Basic Model	Base	Casters	Fire Code	Upholstery Color	
 <p>Mesh Seat</p> <p>SIFTS SIFSU</p>	<b>Task Armless Stool</b>	Mesh Seat and Back	SIFTSNA	<input type="checkbox"/>	<input type="checkbox"/>	<input type="checkbox"/> <input type="checkbox"/> <input type="checkbox"/>		43.0#
		Upholstered Seat	SIFTSUNA	<input type="checkbox"/>	<input type="checkbox"/>	<input type="checkbox"/> <input type="checkbox"/> <input type="checkbox"/>	<input type="checkbox"/> <input type="checkbox"/> <input type="checkbox"/> <input type="checkbox"/> <input type="checkbox"/>	43.0#
 <p>Uph. Seat</p> <p>SIFTS SIFSU</p>	<b>Task 4D Adjustable T-Arm Stool</b>	Mesh Seat and Back	SIFTSAA	<input type="checkbox"/>	<input type="checkbox"/>	<input type="checkbox"/> <input type="checkbox"/> <input type="checkbox"/>		49.0#
		Upholstered Seat	SIFTSUAA	<input type="checkbox"/>	<input type="checkbox"/>	<input type="checkbox"/> <input type="checkbox"/> <input type="checkbox"/>	<input type="checkbox"/> <input type="checkbox"/> <input type="checkbox"/> <input type="checkbox"/> <input type="checkbox"/>	49.0#
			<b>A</b>	<b>B</b>	<b>C</b>	<b>D</b>	<b>E</b>	

## HOW TO ORDER

Indicate the following information on order form:

1. Quantity of each item.
2. Model number, including options. See "How To Build a Model Number".
3. Any special service required.

Note: • The ☐ indicates that a choice is required.

- The absence of the ☐ indicates that no choice is required.
- Alpha-numeric characters in place of ☐ indicate that no other alternatives are available.

## HOW TO BUILD A MODEL NUMBER

**A** Select basic model.

**B** Select base option.

**P** - Plastic base

**A** - Aluminum base; add \$90

**C** Select casters.

**C** - Carpet casters

**S** - Hard floor casters; add \$49

**D** Select fire code.

**NFR** - Compliance to TB 117-2013

**FR** - Compliance to TB 133

See FR upcharge under Options.

**E** Select upholstery grade/color.

Refer to color addendum at [ki.com](http://ki.com) or KI Fabrics & Finishes binder.





Delivered Pricing Unupholstered	Delivered Pricing Fabric Grade 1 & C.O.M.	Delivered Pricing Fabric Grade 2	Delivered Pricing Fabric Grade 3	Delivered Pricing C.O.V.	Delivered Pricing Vinyl Group 2V	Delivered Pricing Pallas Fabric Group P0	Delivered Pricing Pallas Fabric Group P1	Delivered Pricing Pallas Fabric Group P2	Delivered Pricing Pallas Fabric Group P3	Delivered Pricing Pallas Fabric Group P4
\$ 825										
N/A	753	765	771	753	771	799	838	861	884	908

\$ 964										
N/A	893	905	911	893	911	938	977	1000	1023	1048

## UPHOLSTERY INFORMATION

### C.O.M. and C.O.V. Upholstery

C.O.M. and C.O.V. requirement for less than 10 chairs is 1 yard of 54" wide nondirectional fabric. For orders of 10 or more chairs, the requirement is 1/2 yard. For complete information on ordering C.O.M. and C.O.V., see "Ordering C.O.M., C.O.V. and C.O.L." section.

## OPTIONS


### California TB133 Fire Safety Code

For California Technical Bulletin 133 compliant models, add the following upcharge:

Model=Mesh  
Added Lead Time=1 week  
Added List Price=\$77

Model=Upholstered Seat  
Added Lead Time=1 week  
Added List Price=\$77

Sift™  
Task and Guest Chairs

			MODEL NUMBER				
			Basic Model	Fire Code	Upholstery Color		
MODEL		Features				Approx. Packaged Weight	Delivered Pricing Unupholstered
 SIFTG SIFGU	<b>Guest Cantilever Armchair</b> <ul style="list-style-type: none"><li>• "Suffo" mesh back and mesh seat or upholstered seat</li><li>• Adjustable lumbar</li><li>• Tested to all 300 lb. BIFMA standards</li><li>• Ships fully assembled</li></ul>	Mesh Seat and Back	SIFTGCA	<input type="checkbox"/> <input type="checkbox"/> <input type="checkbox"/>		38.0#	\$ 560
		Upholstered Seat	SIFTUCA	<input type="checkbox"/> <input type="checkbox"/> <input type="checkbox"/>	<input type="checkbox"/> <input type="checkbox"/> <input type="checkbox"/> <input type="checkbox"/> <input type="checkbox"/>	38.0#	N/A
			<b>A</b>	<b>B</b>	<b>C</b>		

HOW TO ORDER

Indicate the following information on order form:

1. Quantity of each item.
2. Model number, including options. See "How To Build a Model Number".
3. Any special service required.

Note:

- The ☐ indicates that a choice is required.
- The absence of the ☐ indicates that no choice is required.
- Alpha-numeric characters in place of ☐ indicate that no other alternatives are available.

HOW TO BUILD A MODEL NUMBER

- A** Select basic model.
- B** Select fire code.
- |            |                             |
|------------|-----------------------------|
| <b>NFR</b> | - Compliance to TB 117-2013 |
| <b>FR</b>  | - Compliance to TB 133      |
- See FR upcharge under Options.
- C** Select upholstery grade/color.  
Refer to color addendum at [ki.com](#) or KI Fabrics & Finishes binder.



Delivered Pricing Fabric Grade 1 & C.O.M.	Delivered Pricing Fabric Grade 2	Delivered Pricing Fabric Grade 3	Delivered Pricing C.O.V.	Delivered Pricing Vinyl Group 2V	Delivered Pricing Pallas Fabric Group P0	Delivered Pricing Pallas Fabric Group P1	Delivered Pricing Pallas Fabric Group P2	Delivered Pricing Pallas Fabric Group P3	Delivered Pricing Pallas Fabric Group P4
522	535	540	522	540	569	608	629	652	677

## UPHOLSTERY INFORMATION

### C.O.M. and C.O.V. Upholstery

C.O.M. and C.O.V. requirement for less than 10 chairs is 1 yard of 54" wide nondirectional fabric. For orders of 10 or more chairs, the requirement is 1/2 yard. For complete information on ordering C.O.M. and C.O.V., see "Ordering C.O.M., C.O.V. and C.O.L." section.

## OPTIONS

### California TB133 Fire Safety Code

For California Technical Bulletin 133 compliant models, add the following upcharge:

Model=Mesh  
Added Lead Time=1 week  
Added List Price=\$77

Model=Upholstered Seat  
Added Lead Time=1 week  
Added List Price=\$77

## SPECIAL SERVICES

### Special Carton Marking

With specially marked information N/C

### Shipping

Shipped **assembled freight prepaid f.o.b. Tupelo, Mississippi 38804** factory. Freight class #250.

Specifications and prices are subject to change without prior notice.



Task Cantilever Armchair (SPDCAU)



Armless Task Stool (SPSNAU)

Features		
Poly, upholstered seat, or upholstered seat/back	•	•
Flex back	•	•
General Dimensions		
Seat width	18"	18"
Seat depth	18"	18"
Seat height (upholstered - add 1")	17-1/4" - 22-1/4"	22" - 32-1/2"
Overall Dimensions		
Width	27-1/2"	27-1/2"
Depth	27-1/2"	27-1/2"
Height	32-3/4" - 37-3/4"	35-1/2" - 43"
Arms to floor	26" - 31"	

SPECIFICATIONS

Underseat Structure

Support structure is die-formed, 13-gauge steel welded to a 1" o.d. x 14-gauge tubular steel crossmember.

Arms

When equipped with optional cantilevered arms, the supporting structure is 7/8" o.d. x 13-gauge tubular steel, welded directly to the seat support structure. The armcaps are injection molded nylon and are attached to the steel structure by means of screws. Both the steel tube arm support and the armcaps will match the color of the poly seat and back.

Seat

Injection molded polypropylene attached directly to the structure.

Backrest

Injection molded polypropylene with integral steel cantilever springs. The combination of

the slotted polypropylene back and the spring steel provides a supportive flexing back. Springs are nominal 4.5mm diameter chrome silicon valve spring wire.

Optional Upholstered Seat or Seat & Back

Molded urethane foam is attached to an injection molded polypropylene seat board, then upholstered using a draw-string process. The assembled seat pad is attached to the seat by means of hidden fasteners.

Base

Injection-molded glass-reinforced nylon 5-blade base (black or warm grey for task; black only for stool). Casters have high-impact thermoplastic double wheels. A single control paddle under the seat operates the height-adjusting pneumatic cylinder.

Frame Finishes

Baked-on, electrostatically-applied 45° gloss epoxy powder coating.

Task Stools

In addition to the standard height unit described above, a stool-height version is available. Stools are equipped with a pneumatic cylinder allowing adjustment of seat height. The 18" diameter adjustable-height foot ring is made of die-cast aluminum with a chrome-plated tubular steel ring and black "spokes." Stools are only available with black bases.

Casters

Double wheels of high-impact thermoplastic. High-impact plastic frame. Casters are monochromatic with base. Carpet or hard floor casters offered. Hard floor casters are black only.

INFORMATION

C.O.M. Testing and Production Requirements

Not all materials are suitable for upholstering this product. A 1 yd. x 54" sample must be submitted and approved prior to accep-

tance of an order. If the fabric is directional in pattern or weave, the direction must be indicated on the submitted sample, and additional yardage may be requested.

Test samples must be sent to:

KI  
Attn: C.O.M. Specialist  
1687 Westminster Drive - Gate 3  
Green Bay, WI 54302

Fabric Disclaimer

Fabric will be applied as swatched by the fabric manufacturer. Fabric that is required to be applied differently than is swatched will need a Special Cost Request written specifying the direction the fabric is to be applied. The posted standard lead time will apply to the Special Cost Request.

Task chairs and task stools ship knockdown. Minimal assembly is required.





#### INFORMATION

**Warranty**

Refer to KI Terms & Conditions document or  
visit [ki.com](https://www.ki.com)

# Strive®

## Task Chairs and Stools

			MODEL NUMBER						
			Basic Model	Frame Color	Fire Code	Poly Seat & Back Color	Casters	Upholstery Color	
MODEL		Features							Approx. Packaged Weight
  SPDP SPDU SPDUB	<b>Task Armless Chair</b> • Flex back	Polypropylene	SPDNAP	<input type="checkbox"/> <input type="checkbox"/>	<input type="checkbox"/> <input type="checkbox"/> <input type="checkbox"/> <input type="checkbox"/>	<input type="checkbox"/> <input type="checkbox"/> <input type="checkbox"/> <input type="checkbox"/>	<input type="checkbox"/>		32.0#
		Upholstered Seat	SPDNAU	<input type="checkbox"/> <input type="checkbox"/>	<input type="checkbox"/> <input type="checkbox"/> <input type="checkbox"/> <input type="checkbox"/>	<input type="checkbox"/> <input type="checkbox"/> <input type="checkbox"/> <input type="checkbox"/>	<input type="checkbox"/> <input type="checkbox"/> <input type="checkbox"/> <input type="checkbox"/> <input type="checkbox"/> <input type="checkbox"/>		35.0#
		Upholstered Seat/Back	SPDNAUB	<input type="checkbox"/> <input type="checkbox"/>	<input type="checkbox"/> <input type="checkbox"/> <input type="checkbox"/> <input type="checkbox"/>	<input type="checkbox"/> <input type="checkbox"/> <input type="checkbox"/> <input type="checkbox"/>	<input type="checkbox"/> <input type="checkbox"/> <input type="checkbox"/> <input type="checkbox"/> <input type="checkbox"/> <input type="checkbox"/>		35.0#
  SPDP SPDU SPDUB	<b>Task Cantilever Armchair</b> • Flex back	Polypropylene	SPDCAP	<input type="checkbox"/> <input type="checkbox"/>	<input type="checkbox"/> <input type="checkbox"/> <input type="checkbox"/> <input type="checkbox"/>	<input type="checkbox"/> <input type="checkbox"/> <input type="checkbox"/> <input type="checkbox"/>	<input type="checkbox"/>		35.0#
		Upholstered Seat	SPDCAU	<input type="checkbox"/> <input type="checkbox"/>	<input type="checkbox"/> <input type="checkbox"/> <input type="checkbox"/> <input type="checkbox"/>	<input type="checkbox"/> <input type="checkbox"/> <input type="checkbox"/> <input type="checkbox"/>	<input type="checkbox"/> <input type="checkbox"/> <input type="checkbox"/> <input type="checkbox"/> <input type="checkbox"/> <input type="checkbox"/>		38.0#
		Upholstered Seat/Back	SPDCAUB	<input type="checkbox"/> <input type="checkbox"/>	<input type="checkbox"/> <input type="checkbox"/> <input type="checkbox"/> <input type="checkbox"/>	<input type="checkbox"/> <input type="checkbox"/> <input type="checkbox"/> <input type="checkbox"/>	<input type="checkbox"/> <input type="checkbox"/> <input type="checkbox"/> <input type="checkbox"/> <input type="checkbox"/> <input type="checkbox"/>		38.0#

A

B

C

D

E

F

### HOW TO ORDER

Indicate the following information on order form:

1. Quantity of each item.
2. Model number, including options. See "How To Build a Model Number".
3. Any special service required.

Note: • The ☐ indicates that a choice is required.

- The absence of the ☐ indicates that no choice is required.
- Alpha-numeric characters in place of ☐ indicate that no other alternatives are available.

### HOW TO BUILD A MODEL NUMBER

Fabrics & Finishes binder.

**A** Select basic model.

**B** Select frame color.

Refer to color addendum at ki.com or KI Fabrics & Finishes binder.  
Includes base, cylinder, and carpet casters (hard floor casters are always black).

**C** Select fire code.

**NFR** - Compliance to TB 117-2013  
**FR** - Compliance to TB 133

**D** Select poly seat and back color.

Refer to color addendum at ki.com or KI Fabrics & Finishes binder.

**E** Select caster option.

**S** - Hard floor casters  
**C** - Carpet casters

**F** Select upholstery grade/color.

Refer to color addendum at ki.com or KI

### UPHOLSTERY INFORMATION

#### C.O.M. Upholstery

C.O.M. requirement is 3/4 yards per chair of 54" wide nondirectional fabric. For complete information on ordering C.O.M., see "Ordering C.O.M., C.O.V. and C.O.L." section.

Delivered Pricing Upholstered	Delivered Pricing Fabric Grade 1 & C.O.M.	Delivered Pricing Fabric Grade 2	Delivered Pricing Fabric Grade 3	Delivered Pricing C.O.V.	Delivered Pricing Vinyl Group 2V	Delivered Pricing Pallas Fabric Group P0	Delivered Pricing Pallas Fabric Group P1	Delivered Pricing Pallas Fabric Group P2	Delivered Pricing Pallas Fabric Group P3	Delivered Pricing Pallas Fabric Group P4
\$ 344										
N/A	410	439	453	410	453	451	490	513	536	554
N/A	465	495	509	465	509	508	547	569	590	610
					</					

## California TB133 Fire Safety Code

Model=Polypropylene  
Added List Price=\$11  
Model=Upholstered Seat  
Added List Price=\$72  
Model=Upholstered Seat and Back  
Added List Price=\$102



### Special Carton Marking

**Shipping**  
Shipped **k.d. freight prepaid f.o.b. Green Bay, Wisconsin 54302** factory. Freight class #100.

Specifications and prices are subject to change without prior notice.

# Strive®

## Task Chairs and Stools

MODEL	Features	MODEL NUMBER							
		Basic Model	Frame Color	Fire Code	Poly Seat & Back Color	Top Stitch Color	Casters	Upholstery Color	
 SPDTS SPDBT	Task Armless Chair with Top Stitch on Seat	Upholstered Seat	SPDNATSU	<input type="checkbox"/> <input type="checkbox"/>	<input type="checkbox"/> <input type="checkbox"/> <input type="checkbox"/> <input type="checkbox"/>	<input type="checkbox"/> <input type="checkbox"/> <input type="checkbox"/> <input type="checkbox"/>	<input type="checkbox"/>	<input type="checkbox"/> <input type="checkbox"/> <input type="checkbox"/> <input type="checkbox"/> <input type="checkbox"/> <input type="checkbox"/>	
	• Flex back	Upholstered Seat/Back	SPDNATSUB	<input type="checkbox"/> <input type="checkbox"/>	<input type="checkbox"/> <input type="checkbox"/> <input type="checkbox"/> <input type="checkbox"/>	<input type="checkbox"/> <input type="checkbox"/> <input type="checkbox"/> <input type="checkbox"/>	<input type="checkbox"/>	<input type="checkbox"/> <input type="checkbox"/> <input type="checkbox"/> <input type="checkbox"/> <input type="checkbox"/> <input type="checkbox"/>	
 SPDTS SPDBT	Task Cantilever Armchair with Top Stitch on Seat	Upholstered Seat	SPDCATSU	<input type="checkbox"/> <input type="checkbox"/>	<input type="checkbox"/> <input type="checkbox"/> <input type="checkbox"/> <input type="checkbox"/>	<input type="checkbox"/> <input type="checkbox"/> <input type="checkbox"/> <input type="checkbox"/>	<input type="checkbox"/>	<input type="checkbox"/> <input type="checkbox"/> <input type="checkbox"/> <input type="checkbox"/> <input type="checkbox"/> <input type="checkbox"/>	
	• Flex back	Upholstered Seat/Back	SPDCATSUB	<input type="checkbox"/> <input type="checkbox"/>	<input type="checkbox"/> <input type="checkbox"/> <input type="checkbox"/> <input type="checkbox"/>	<input type="checkbox"/> <input type="checkbox"/> <input type="checkbox"/> <input type="checkbox"/>	<input type="checkbox"/>	<input type="checkbox"/> <input type="checkbox"/> <input type="checkbox"/> <input type="checkbox"/> <input type="checkbox"/> <input type="checkbox"/>	
			<b>A</b>	<b>B</b>	<b>C</b>	<b>D</b>	<b>E</b>	<b>F</b>	<b>G</b>

### HOW TO ORDER

Indicate the following information on order form:

1. Quantity of each item.
2. Model number, including options. See "How To Build a Model Number".
3. Any special service required.

Note: • The ☐ indicates that a choice is required.

- The absence of the ☐ indicates that no choice is required.
- Alpha-numeric characters in place of ☐ indicate that no other alternatives are available.

### HOW TO BUILD A MODEL NUMBER

**A** Select basic model.

**B** Select frame color.

Refer to color addendum at [ki.com](http://ki.com) or KI Fabrics & Finishes binder.  
Includes base, cylinder, and carpet casters (hard floor casters are always black).

**C** Select fire code.

**NFR** - Compliance to TB 117-2013  
**FR** - Compliance to TB 133

**D** Select poly seat and back color.

Refer to color addendum at [ki.com](http://ki.com) or KI Fabrics & Finishes binder.

**E** Select top stitch color.

**BLTS** - Black  
**WHTS** - White

**F** Select caster option.

**S** - Hard floor casters

**C** - Carpet casters

**G** Select upholstery grade/color.

Refer to color addendum at [ki.com](http://ki.com) or KI Fabrics & Finishes binder.

### UPHOLSTERY INFORMATION

#### C.O.M. Upholstery

C.O.M. requirement for 10 chairs or less with upholstered seat or upholstered seat and back is 3/4 yard per chair of 54" wide nondirectional fabric. For orders of 11 or more with upholstered seat and back and for complete information on ordering C.O.M. see "Ordering C.O.M., C.O.V. and C.O.L." section.





Approx. Packaged Weight	Delivered Pricing Pallas Fabric Group P1
35.0#	\$ 533
35.0#	588

38.0#	\$ 596
38.0#	650

## OPTIONS

### California TB133 Fire Safety Code

For California Technical Bulletin 133 compliant models, add the following upcharge:

Model=Polypropylene  
 Added List Price=\$11  
 Model=Upholstered Seat  
 Added List Price=\$72  
 Model=Upholstered Seat and Back  
 Added List Price=\$102

## SPECIAL SERVICES

### Special Carton Marking

With specially marked information N/C



### Shipping

Shipped **k.d. freight prepaid f.o.b. Green Bay, Wisconsin 54302** factory. Freight class #100.

Specifications and prices are subject to change without prior notice.

# Strive®

## Task Chairs and Stools

			MODEL NUMBER						Approx. Packaged Weight
			Basic Model	Frame Color	Fire Code	Poly Seat & Back Color	Casters	Upholstery Color	
  SPSP SPSU SPSUB	<b>MODEL</b>  <b>Task Armless Stool</b> • Flex back	Polypropylene	SPSNAP	<input type="checkbox"/>	<input type="checkbox"/>	<input type="checkbox"/>	<input type="checkbox"/>	<input type="checkbox"/>	37.0#
		Upholstered Seat	SPSNAU	<input type="checkbox"/>	<input type="checkbox"/>	<input type="checkbox"/>	<input type="checkbox"/>	<input type="checkbox"/>	39.0#
		Upholstered Seat/Back	SPSNAUB	<input type="checkbox"/>	<input type="checkbox"/>	<input type="checkbox"/>	<input type="checkbox"/>	<input type="checkbox"/>	39.0#
  SPSP SPSU SPSUB	<b>Task Cantilever Arm Stool</b> • Flex back	Polypropylene	SPSCAP	<input type="checkbox"/>	<input type="checkbox"/>	<input type="checkbox"/>	<input type="checkbox"/>	<input type="checkbox"/>	39.0#
		Upholstered Seat	SPSCAU	<input type="checkbox"/>	<input type="checkbox"/>	<input type="checkbox"/>	<input type="checkbox"/>	<input type="checkbox"/>	41.0#
		Upholstered Seat/Back	SPSCAUB	<input type="checkbox"/>	<input type="checkbox"/>	<input type="checkbox"/>	<input type="checkbox"/>	<input type="checkbox"/>	41.0#
			<b>A</b>	<b>B</b>	<b>C</b>	<b>D</b>	<b>E</b>	<b>F</b>	

### HOW TO ORDER

Indicate the following information on order form:

1. Quantity of each item.
2. Model number, including options. See "How To Build a Model Number".
3. Any special service required.

Note: • The ☐ indicates that a choice is required.

- The absence of the ☐ indicates that no choice is required.
- Alpha-numeric characters in place of ☐ indicate that no other alternatives are available.

### HOW TO BUILD A MODEL NUMBER

Fabrics & Finishes binder.

**A** Select basic model.

**B** Select frame color.

Refer to color addendum at ki.com or KI Fabrics & Finishes binder.  
Includes base, cylinder, and carpet casters (hard floor casters are always black).

**C** Select fire code.

**NFR** - Compliance to TB 117-2013  
**FR** - Compliance to TB 133

**D** Select poly seat and back color.

Refer to color addendum at ki.com or KI Fabrics & Finishes binder.

**E** Select caster option.

**S** - Hard floor casters  
**C** - Carpet casters

**F** Select upholstery grade/color.

Refer to color addendum at ki.com or KI

### UPHOLSTERY INFORMATION

#### C.O.M. Upholstery

C.O.M. requirement for 10 chairs or less with upholstered seat or upholstered seat and back is 3/4 yard per chair of 54" wide nondirectional fabric. For orders of 11 or more with upholstered seat and back and for complete information on ordering C.O.M. see "Ordering C.O.M., C.O.V. and C.O.L." section.

Delivered Pricing Upholstered	Delivered Pricing Fabric Grade 1 & C.O.M.	Delivered Pricing Fabric Grade 2	Delivered Pricing Fabric Grade 3	Delivered Pricing C.O.V.	Delivered Pricing Vinyl Group 2V	Delivered Pricing Pallas Fabric Group P0	Delivered Pricing Pallas Fabric Group P1	Delivered Pricing Pallas Fabric Group P2	Delivered Pricing Pallas Fabric Group P3	Delivered Pricing Pallas Fabric Group P4
\$ 439										
N/A	507	536	550	507	550	548	587	611	632	649
N/A	560	590	606	560	606	603	642	665	688	703
\$ 501										
N/A	569	597	612	569	612	609	648	672	693	711
N/A	622	651	666	622	666	663	702	726	747	765

## California TB133 Fire Safety Code

Model=Polypropylene  
Added List Price=\$11  
Model=Upholstered Seat  
Added List Price=\$72  
Model=Upholstered Seat and Back  
Added List Price=\$102

### Special Carton Marking

## Shipping

Specifications and prices are subject to change without prior notice.

SPSTS  
SPSBT

Note:

- The ☐ indicates that a choice is required.
- The absence of the ☐ indicates that no choice is required.
- Alpha-numeric characters in place of ☐ indicate that no other alternatives are available.

**A** Select basic model.

**B** Select frame color.  
Refer to color addendum at [ki.com](http://ki.com) or KI  
Fabrics & Finishes binder.  
Includes base, cylinder, and carpet casters  
(hard floor casters are always black).

**C** Select fire code.

<b>NFR</b>	- Compliance to TB 117-2013
<b>FR</b>	- Compliance to TB 133

**D** Select poly seat and back color.  
Refer to color addendum at [ki.com](http://ki.com) or KI  
Fabrics & Finishes binder.

**E** Select top stitch color.

<b>BLTS</b>	- Black
<b>WHTS</b>	- White

**F** Select caster option.  
**S** - Hard floor casters

**C** - Carpet casters

**G** Select upholstery grade/color.  
Refer to color addendum at [ki.com](http://ki.com) or  
KI Fabrics & Finishes binder.

**C.O.M. Upholstery**  
C.O.M. requirement for 10 chairs or less with upholstered seat or upholstered seat and back is 3/4 yard per chair of 54" wide nondirectional fabric. For orders of 11 or more with upholstered seat and back and for complete information on ordering C.O.M. see "Ordering C.O.M., C.O.V. and C.O.L." section.

39.0#	\$	629
39.0#		685

41.0#	\$	691
41.0#		746

Model=Polypropylene  
Added List Price=\$11  
Model=Upholstered Seat  
Added List Price=\$72  
Model=Upholstered Seat and Back  
Added List Price=\$102

Specifications and prices are subject to change without prior notice.



Pedestal Base Armchair (TPCAU)

Features	
Back Flex	•
Available in polypropylene or upholstered	•
Pneumatic seat height adjustment	•
General Dimensions	
Seat width	18"
Seat depth	18"
Seat height	16" - 21"
Back width	17-7/8"
Back height	16"
Overall Dimensions	
Depth	24"
Height	31-3/4" - 36-3/4"
Width with arms	26-1/2"
Width with no arms	24"
Top of arm to floor	24-3/4" - 29-3/4"

SPECIFICATIONS

Seat and Backrest

Seats and backrests are molded compound curved polypropylene with a textured finish. Seat is two-piece construction. Upholstered chairs have partially exposed polypropylene surfaces. Fabric is upholstered over 9/16" foam on the backrest and 15/16" on the seat for stack chairs. Fabric is upholstered over 1-1/2" foam on the seat for pedestal chairs.

Backrest Supports

Two die-cast aluminum backrest supports attach the backrest to the Torsion® mechanism. A steel tube is cast into each backrest support for added strength.

Torsion® Mechanism

The back flex is achieved by the Torsion® mechanism. It consists of two flat torsion springs captured at both ends by brass bushings which in turn engage with the backrest supports. The Torsion® mechanism creates gradually increasing resistance

over the full 12° of back flex.

Armrests

A tubular steel frame supports self-skinning urethane armrests. The support is bolted to the seat underside and powder coated to match other hard surface elements. Arms are field-installable.

Pedestal Base

24" injection-molded glass-reinforced nylon, five-blade base for task. 26" for stool.

Casters

Double wheels of high-impact thermoplastic. High-impact plastic frame. Finish matches chair color if it is black, warm grey, blue grey or sand. Otherwise, casters are black.

INFORMATION

C.O.M Testing and Production Requirements

Not all materials are suitable for upholster-

ing this product. A 3/4 yd. x 54" sample must be submitted and approved prior to acceptance of an order. If the fabric is directional in pattern or weave, the direction must be indicated on the submitted sample, and additional yardage may be requested.

Test samples must be sent to:

KI  
Attn: C.O.M. Specialist  
1687 Westminster Drive - Gate 3  
Green Bay, WI 54302

Fabric Disclaimer

Fabric will be applied as swatched by the fabric manufacturer. Fabric that is required to be applied differently than is swatched will need a Special Cost Request written specifying the direction the fabric is to be applied. The posted standard lead time will apply to the Special Cost Request.

Design

Designed by Giancarlo Piretti and manufac-

tured in the USA by Krueger International, Inc. under license from Pro-Cord S.p.A.

**Task chairs and task stools ship knockdown. Minimal assembly is required.**


**Adjustable Stool (TPSNAPSH)**
**Features**

Back Flex	•
Available in polypropylene or upholstered	•
Pneumatic seat height adjustment	•

**General Dimensions**

Seat width	18"
Seat depth	18"
Seat height	19-3/4" - 30-1/4"
Back width	17-7/8"
Back height	16"

**Overall Dimensions**



Depth	25"
Height	36-1/2" - 47"
Width with arms	26-1/2"
Width with no arms	26"
Top of arm to floor	28-1/2" - 39-1/2"
Casters on center	26"

**INFORMATION**
**Warranty**

Refer to KI Terms & Conditions document or visit [ki.com](http://ki.com)

# Torsion®

## Task Chairs

			MODEL NUMBER						Approx. Packaged Weight
			Basic Model	Base	Frame Color	Fire Code	Poly Seat & Back Color	Upholstery Color	
  TPP TPU	<b>Pedestal Base Armless Chair</b> <ul style="list-style-type: none"><li>• Flex back</li><li>• No arm</li><li>• Pneumatic height adjustment</li><li>• Swivel seat</li></ul>	Polypropylene	TPNAP	<input type="checkbox"/>	<input type="checkbox"/>	<input type="checkbox"/>	<input type="checkbox"/>		33.0#
		Upholstered	TPNAU	<input type="checkbox"/>	<input type="checkbox"/>	<input type="checkbox"/>	<input type="checkbox"/>	<input type="checkbox"/> <input type="checkbox"/> <input type="checkbox"/> <input type="checkbox"/>	35.0#
  TPP TPU	<b>Pedestal Base Armchair</b> <ul style="list-style-type: none"><li>• Flex back</li><li>• Pneumatic height adjustment</li><li>• Swivel seat</li></ul>	Polypropylene	TPCAP	<input type="checkbox"/>	<input type="checkbox"/>	<input type="checkbox"/>	<input type="checkbox"/>		39.0#
		Upholstered	TPCAU	<input type="checkbox"/>	<input type="checkbox"/>	<input type="checkbox"/>	<input type="checkbox"/>	<input type="checkbox"/> <input type="checkbox"/> <input type="checkbox"/> <input type="checkbox"/>	41.0#
			<b>A</b>	<b>B</b>	<b>C</b>	<b>D</b>	<b>E</b>	<b>F</b>	

### HOW TO ORDER

Indicate the following information on order form:

1. Quantity of each item.
2. Model number, including options. See "How To Build a Model Number".
3. Any special service required.

Note: • The ☐ indicates that a choice is required.  
 • The absence of the ☐ indicates that no choice is required.  
 • Alpha-numeric characters in place of ☐ indicate that no other alternatives are available.

### HOW TO BUILD A MODEL NUMBER

Fabrics & Finishes binder.

- A** Select basic model.
- B** Select base option.  
**C** ☐ - Carpet casters  
**S** ☐ - Hard floor casters
- C** Select frame color.  
 Refer to color addendum at ki.com or KI Fabrics & Finishes binder.  
 The metal back support and arm support matches the frame color.
- D** Select fire code.  
**FR** ☐ - Compliance to TB 133  
**NFR** ☐ - Compliance to TB 117-2013
- E** Select seat and back color.  
 Refer to color addendum at ki.com or KI Fabrics & Finishes binder.
- F** Select upholstery grade/color.  
 Refer to color addendum at ki.com or KI

### UPHOLSTERY INFORMATION

#### C.O.M. Upholstery

C.O.M. requirement for 10 chairs or less is 3/4 yard per chair of 54" wide nondirectional fabric. For orders of 11 or more chairs, and for complete information on ordering C.O.M., see "Ordering C.O.M., C.O.V. and C.O.L." section.



**California TB133 Fire Safety Code**  
For California Technical Bulletin 133 compliant models, add the following upcharge:  
Model=Polypropylene  
Added Lead Time=1 week  
Added List Price=\$78  
Model=Upholstered  
Added Lead Time=1 week  
Added List Price=\$88

**Note:**  
Torsion® in Vinyl with FR requires a customer waiver since addition of the FR fire barrier to the upholstery detracts from the aesthetics of the chair.

### Special Carton Marking

With specially marked information	N/C
-----------------------------------	-----



## Shipping

Shipped **k.d. freight prepaid f.o.b. Green Bay, Wisconsin 54302** factory. Freight class #100.

Specifications and prices are subject to change without prior notice.

# Torsion®

## Task Chairs and Stools

			MODEL NUMBER						Approx. Packaged Weight
			Basic Model	Base	Frame Color	Fire Code	Poly Seat & Back Color	Upholstery Color	
MODEL		Features							
  TPSP TPSU	<b>Task Stool</b> <ul style="list-style-type: none"><li>• Flex back</li><li>• No arm</li><li>• Pneumatic height adjustment</li><li>• Swivel seat</li></ul>	Polypropylene	TPSNAP	<input type="checkbox"/>	<input type="checkbox"/>	<input type="checkbox"/>	<input type="checkbox"/>		33.0#
		Upholstered	TPSNAU	<input type="checkbox"/>	<input type="checkbox"/>	<input type="checkbox"/>	<input type="checkbox"/>	<input type="checkbox"/>	35.0#
  TPSP TPSU	<b>Task Stool with Arms</b> <ul style="list-style-type: none"><li>• Flex back</li><li>• Pneumatic height adjustment</li><li>• Swivel seat</li></ul>	Polypropylene	TPSCAP	<input type="checkbox"/>	<input type="checkbox"/>	<input type="checkbox"/>	<input type="checkbox"/>		39.0#
		Upholstered	TPSCAU	<input type="checkbox"/>	<input type="checkbox"/>	<input type="checkbox"/>	<input type="checkbox"/>	<input type="checkbox"/>	41.0#
			<b>A</b>	<b>B</b>	<b>C</b>	<b>D</b>	<b>E</b>	<b>F</b>	

### HOW TO ORDER

Indicate the following information on order form:

1. Quantity of each item.
2. Model number, including options. See "How To Build a Model Number".
3. Any special service required.

Note: • The ☐ indicates that a choice is required.  
 • The absence of the ☐ indicates that no choice is required.  
 • Alpha-numeric characters in place of ☐ indicate that no other alternatives are available.

### HOW TO BUILD A MODEL NUMBER

Fabrics & Finishes binder.

- A** Select basic model.
- B** Select base option.  
**C** ☐ - Carpet casters  
**S** ☐ - Hard floor casters
- C** Select frame color.  
 Refer to color addendum at ki.com or KI Fabrics & Finishes binder.  
 The metal back support and arm support matches the frame color.
- D** Select fire code.  
**FR** ☐ - Compliance to TB 133  
**NFR** ☐ - Compliance to TB 117-2013
- E** Select seat and back color.  
 Refer to color addendum at ki.com or KI Fabrics & Finishes binder.
- F** Select upholstery grade/color.  
 Refer to color addendum at ki.com or KI

### UPHOLSTERY INFORMATION

#### C.O.M. Upholstery

C.O.M. requirement for 10 chairs or less is 3/4 yard per chair of 54" wide nondirectional fabric. For orders of 11 or more chairs, and for complete information on ordering C.O.M., see "Ordering C.O.M., C.O.V. and C.O.L." section.

Delivered Pricing Unupholstered	Delivered Pricing	Delivered Pricing	Delivered Pricing	Delivered Pricing	Delivered Pricing	Delivered Pricing	Delivered Pricing	Delivered Pricing	Delivered Pricing
	Fabric Grade 1 & C.O.M.	Fabric Grade 2	Fabric Grade 3	Vinyl Group 2V	Pallas Fabric Group P0	Pallas Fabric Group P1	Pallas Fabric Group P2	Pallas Fabric Group P3	Pallas Fabric Group P4

\$	632									
N/A	782	824	832	832	785	796	820	845	865	

\$	762									
N/A	909	937	966	966	915	926	951	974	997	

## SPECIAL SERVICES

**Note:**

Torsion® in Vinyl with FR requires a customer waiver since addition of the FR fire barrier to the upholstery detracts from the aesthetics of the chair.

### Special Carton Marking

With specially marked information	N/C
-----------------------------------	-----

## Shipping

Shipped **k.d. freight prepaid f.o.b. Green Bay, Wisconsin 54302** factory. Freight class #100.

Specifications and prices are subject to change without prior notice.

# Torsion Air®

General Information



Armless Task Chair  
(TAPDNA)



Task Armchair  
(TAPDWA)



Armless Task Stool  
(TASPNA)



Task Stool with Arms  
(TASPWA)

Features				
Back Flex	•	•	•	•
Pneumatic seat height adjustment	•	•	•	•
General Dimensions				
Seat width	17"	17"	17"	17"
Seat depth	18-1/2"	18-1/2"	18-1/2"	18-1/2"
Seat height (stools with polished aluminum base - subtract 1-5/8")	18" - 23"	18" - 23"	23" - 33-1/2"	23" - 33-1/2"
Back width	17"	17"	17"	17"
Back height	16"	16"	16"	16"
Overall Dimensions				
Depth	26-1/2"	26-1/2"	26-1/2"	26-1/2"
Height	33-1/2" x 38-1/2"	33-1/2" x 38-1/2"	36-1/2" x 44"	36-1/2" x 44"
Width	26-1/2"	26-1/2"	27-1/2"	27-1/2"
Top of arm to floor		25" - 30"		28" - 35-1/2"

SPECIFICATIONS

Seat and Backrest

Seat is a two-piece construction with a molded polypropylene liner with a molded compound curved polypropylene shroud with a textured finish. Seat is always upholstered. Foam (1-1/2") is applied to the molded polypropylene liner. Fabric is then upholstered over the foam. Backrest frame is molded glass-reinforced nylon. Mesh fabric is 100% polyester. Seat and backrest are field-replaceable.

Back/Arm Supports

Two welded steel backrest supports attach the backrest to the torsion mechanism. If so equipped, optional armrest structure is integral to the backrest support. Arm caps are polypropylene and are field-replaceable.

Torsion Mechanism

The back flex is achieved by the torsion mechanism. It consists of two flat torsion springs captured at both ends by steel

bushings that are welded to the backrest supports. The torsion mechanism creates gradually increasing resistance over the full 12° of back flex.

Pedestal Base

26" injection-molded, glass-reinforced nylon 5-blade base. Base and cylinder are available in black. An optional polished die-cast aluminum base is available on both chairs and stools.

Pedestal Casters

Double wheels of high-impact thermoplastic. High-impact plastic frame matches chair color.

INFORMATION

C.O.M Testing and Production Requirements

Not all materials are suitable for upholstering this product. A 3/4 yd. x 54" sample must be submitted and approved prior to acceptance of an order. If the fabric is direc-

tional in pattern or weave, the direction must be indicated on the submitted sample, and additional yardage may be requested.

Test samples must be sent to:

KI  
Attn: C.O.M. Specialist  
1687 Westminster Drive - Gate 3  
Green Bay, WI 54302



Fabric Disclaimer

Fabric will be applied as swatched by the fabric manufacturer. Fabric that is required to be applied differently than is swatched will need a Special Cost Request written specifying the direction the fabric is to be applied. The posted standard lead time will apply to the Special Cost Request.



# Torsion Air®

## Task Chairs and Stools

MODEL	MODEL NUMBER						Approx. Packaged Weight	Delivered Pricing Fabric Grade 1 & C.O.M.
	Basic Model	Base Color	Base	Fire Code	Upholstery Color	Mesh Color		
 <p><b>Task Armless Chair</b></p> <ul style="list-style-type: none"> <li>• Back flex</li> <li>• Mesh back</li> <li>• Base available in black or polished aluminum</li> </ul> <p>TAPD</p>	TAPDNA	<input type="checkbox"/>	<input type="checkbox"/>	<input type="checkbox"/>	<input type="checkbox"/>	<input type="checkbox"/>	24.0#	\$ 695
 <p><b>Task Armchair</b></p> <ul style="list-style-type: none"> <li>• Back flex</li> <li>• Mesh back</li> <li>• Base available in black or polished aluminum</li> </ul> <p>TAPD</p>	TAPDWA	<input type="checkbox"/>	<input type="checkbox"/>	<input type="checkbox"/>	<input type="checkbox"/>	<input type="checkbox"/>	26.0#	\$ 725
<b>A</b> <b>B</b> <b>C</b> <b>D</b> <b>E</b> <b>F</b>								

### HOW TO ORDER

Indicate the following information on order form:

1. Quantity of each item.
2. Model number, including options. See "How To Build a Model Number".
3. Any special service required.

Note: • The ☐ indicates that a choice is required.

- The absence of the ☐ indicates that no choice is required.
- Alpha-numeric characters in place of ☐ indicate that no other alternatives are available.

### HOW TO BUILD A MODEL NUMBER

**A** Select basic model.

**B** Select base color.

Refer to color addendum at ki.com or KI Fabrics & Finishes binder.  
Base color selection includes seat plate/mechanism and back/arm supports and are always black.

\*Add \$90 for polished aluminum base.

**C** Select base option.

**C** - Carpet casters

**S** - Hard floor casters

Hard floor casters and glides are available only in black.

**D** Select fire code.

**NFR** - Compliance to TB 117-2013

**FR** - Compliance to TB 133

See FR upcharge under Options.

**E** Select upholstery grade/color.

Refer to color addendum at ki.com or KI Fabrics & Finishes binder.

**F** Select back mesh color.

**BLMH** - Black

**GRMH** - Grey

Refer to color addendum at ki.com or KI Fabrics & Finishes binder.

### UPHOLSTERY INFORMATION

#### C.O.M. Upholstery

C.O.M. requirement for 10 chairs or less is 3/4 yard per chair of 54" wide nondirectional fabric. For orders of 11 or more chairs, and for complete information on ordering C.O.M., see "Ordering C.O.M., C.O.V. and C.O.L." section.



Delivered Pricing Fabric Grade 2	Delivered Pricing Fabric Grade 3	Delivered Pricing Vinyl Group 2V	Delivered Pricing Pallas Fabric Group P0	Delivered Pricing Pallas Fabric Group P1	Delivered Pricing Pallas Fabric Group P2	Delivered Pricing Pallas Fabric Group P3	Delivered Pricing Pallas Fabric Group P4
\$ 709	\$ 726	\$ 726	\$ 732	\$ 771	\$ 791	\$ 811	\$ 837
\$ 740	\$ 756	\$ 756	\$ 763	\$ 802	\$ 820	\$ 843	\$ 866

OPTIONS

**California TB133 Fire Safety Code**  
The above seating products can be manufactured using the appropriate flame-retardant materials for compliance to California Technical Bulletin 133.  
Added Lead Time=1 week  
Added list price=\$50

SPECIAL SERVICES



**Special Carton Marking**  
With specially marked information      N/C

**Shipping**  
Shipped **k.d. freight prepaid f.o.b. Green Bay, Wisconsin 54302** factory. Freight class #100.

Specifications and prices are subject to change without prior notice.

# Torsion Air®

Task Chairs and Stools

MODEL		MODEL NUMBER						Approx. Packaged Weight  Delivered Pricing Fabric Grade 1 & C.O.M.	
		Basic Model	Base Color	Base	Fire Code	Upholstery Color	Mesh Color		
  TASP	<b>Task Armless Stool</b> <ul style="list-style-type: none"><li>• Back flex</li><li>• Mesh back</li><li>• Base available in black or polished aluminum</li></ul>	TASPNA	<input type="checkbox"/> <input type="checkbox"/>	<input type="checkbox"/>	<input type="checkbox"/> <input type="checkbox"/> <input type="checkbox"/>	<input type="checkbox"/> <input type="checkbox"/> <input type="checkbox"/> <input type="checkbox"/>	<input type="checkbox"/> <input type="checkbox"/> <input type="checkbox"/> <input type="checkbox"/>	29.0#	\$ 796
  TASP	<b>Task Stool with Arms</b> <ul style="list-style-type: none"><li>• Back flex</li><li>• Mesh back</li><li>• Base available in black or polished aluminum</li></ul>	TASPWA	<input type="checkbox"/> <input type="checkbox"/>	<input type="checkbox"/>	<input type="checkbox"/> <input type="checkbox"/> <input type="checkbox"/>	<input type="checkbox"/> <input type="checkbox"/> <input type="checkbox"/> <input type="checkbox"/>	<input type="checkbox"/> <input type="checkbox"/> <input type="checkbox"/> <input type="checkbox"/>	31.0#	\$ 825

A

B

C

D

E

F

## HOW TO ORDER

- Indicate the following information on order form:
1. Quantity of each item.
  2. Model number, including options. See "How To Build a Model Number".
  3. Any special service required.

Note:

- The ☐ indicates that a choice is required.
- The absence of the ☐ indicates that no choice is required.
- Alpha-numeric characters in place of ☐ indicate that no other alternatives are available.

## HOW TO BUILD A MODEL NUMBER

- A** Select basic model.
- B** Select base color.  
Refer to color addendum at ki.com or KI Fabrics & Finishes binder.  
Base color selection includes seat plate/mechanism and back/arm supports and are always black.  
\*For polished aluminum selection add \$90
- C** Select base option.  
**C** - Carpet casters  
**S** - Hard floor casters  
Hard floor casters and glides are available only in black.
- D** Select fire code.  
**FR** - Compliance to TB 133  
**NFR** - Compliance to TB 117-2013

See FR upcharge under Options.

- E** Select upholstery grade/color.

Refer to color addendum at ki.com or KI Fabrics & Finishes binder.

- F** Select back mesh color.
- |             |         |
|-------------|---------|
| <b>BLMH</b> | - Black |
| <b>GRMH</b> | - Grey  |
- Refer to color addendum at ki.com or KI Fabrics & Finishes binder.

## UPHOLSTERY INFORMATION

**C.O.M. Upholstery**  
C.O.M. requirement for 10 chairs or less is 3/4 yard per chair of 54" wide nondirectional fabric. For orders of 11 or more chairs, and for complete information on ordering C.O.M., see "Ordering C.O.M., C.O.V. and C.O.L." section.



The above seating products can be manufactured using the appropriate flame-retardant materials for compliance to California Technical Bulletin 133.  
Added Lead Time=1 week  
Added list price=\$50

## SPECIAL SERVICES

### Special Carton Marking

With specially marked information	N/C
-----------------------------------	-----

## Shipping

Shipped **k.d. freight prepaid f.o.b. Green Bay, Wisconsin 54302** factory. Freight class #100.

Specifications and prices are subject to change without prior notice.

# Index

Model No.	Description	Page	Model No.	Description	Page
-----------	-------------	------	-----------	-------------	------





KI  
1330 Bellevue Street  
P.O. Box 8100  
Green Bay, Wisconsin 54308-8100  
1-800-424-2432  
[www.ki.com](http://www.ki.com)

KI and Furnishing Knowledge  
are registered trademarks  
of Krueger International, Inc.

© 2011 KI  
All Rights Reserved.  
Litho in USA.  
Code KI-11478R2/KI/VL/211

Printed using only water-based inks,  
including metallics. Please recycle.