

August 20, 2014
Updated May 13, 2016
800-424-2432

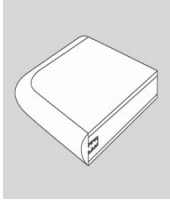


Toggle® Tables

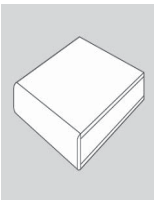
General Information



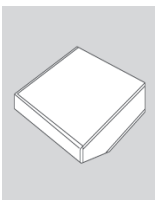
TOGGLE TABLE



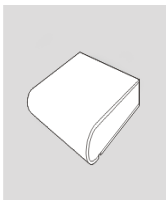
Laminate; 1-1/4" round vinyl bullnose edge; 1-1/2" radius corner (54B)



Laminate; 74P edge; square corner (74P)



Laminate; knife edge; square corner (KN)



Postformed Edge (PL)

SPECIFICATIONS

TOGGLE "FIXED" MODEL (FX) GENERAL

The table shall consist of two T bases (centered column on a horizontal foot) supporting a worksurface. The top of the worksurface shall be 29" from the floor.

Base

The base shall consist of a top plate, column and foot all finished with baked on 30 sheen powder coat paint. The top plate shall be 6-gauge thick steel. The column shall be 2-3/8" X 4-3/8" rectangular 14-gauge steel tubing with a 1/4" steel plate welded on the bottom and top end. The top plate shall be attached to the column with (4) 6mm bolts. The foot shall consist of an extruded aluminum component with a nylon toe cap inserted into each end. The foot shall be attached to the column with (4) 6mm bolts. Two 1-1/2" diameter nylon base leveling glides shall be threaded into the foot.

Worksurface

Worksurfaces shall be constructed with 1-1/8" thick 45 lb. density particle board core. The top surface shall be covered with high-pressure laminate. The bottom surface shall be covered with a phenolic backing sheet. The perimeter shall be finished using high impact plastic edging. The worksurface shall be pre-drilled and attached to each mounting plate using (7) #10 X 1" tapping screws.

TOGGLE "ELECTRIC" MODEL (EL) General

The table shall consist of two adjustable height T bases (centered column on a horizontal foot) attached to a worksurface support that spans the two bases and supports a worksurface. The top of the worksurface shall adjust between 26.00" and 52.00" from the floor by means of electric controls that can be located at either end of the table. Cord length on Toggle electrical is 8 feet.

Base

The base shall consist of a column assembly and foot both finished with baked on 30 sheen powder coat paint. The column assembly shall consist of an outer member, an intermediate member and an inner member. The outer member shall 2-3/8" X 4-3/8" rectangular 14-gauge steel tubing with a 1/4" steel plate welded on the top end. The intermediate member shall be 2" X 4" rectangular 14-gauge steel tubing. The inner member shall be 1-1/2" X 3-1/2" rectangular 14-gauge steel tubing with a 1/4" steel plate welded on the bottom end. A 6-gauge formed steel motor housing is welded to the each outer leg member for strength. The foot shall consist of an extruded aluminum component with a nylon toe cap inserted into each end. The foot shall be attached to the column with (4) 6mm bolts. Two 1-1/2" diameter nylon base leveling glides shall be threaded into the foot. Toggle Height Adjustable Tables-Electric Base have been evaluated by Intertek (ETL). Tables will be listed to "UL 962

Commercial Furnishings" and "CSA C22.2 #68 Motor-Operated Appliances". Intertek is an OSHA approved NRTL (like UL) and works well with products that have electrical components certified by multiple certification bodies.

Worksurface Support

The worksurface support shall be 1" X 1" 14-gauge steel tubing attached to each leg column with 6mm bolts. An 11-gauge u-shaped cross member connects each leg assembly for stability.

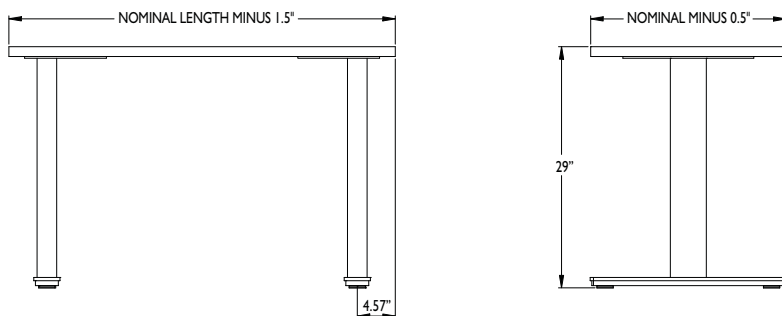
Worksurface

Worksurfaces shall be constructed with 1-1/8" thick 45 lb. density particle board core. The top surface shall be covered with high-pressure laminate. The bottom surface shall be covered with a phenolic backing sheet. The perimeter shall be finished using high impact plastic edging. The worksurface shall be pre-drilled and attached to the bases using (10) #10 X 1" tapping screws.

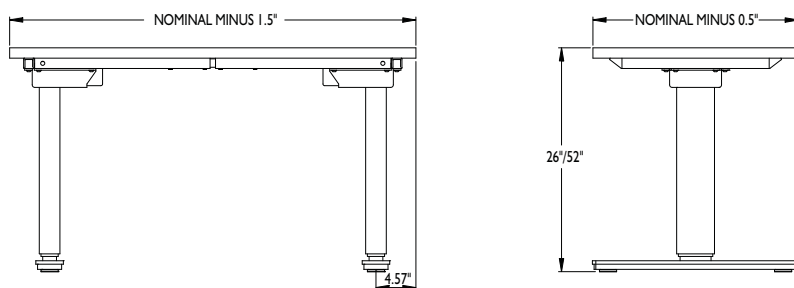


DIMENSIONS

Toggle "Fixed" Model (FX)



Toggle "Electric" Model (EL)



Toggle Casters

Feet come pre-drilled with holes for mounting a 37mm plate mounted caster.

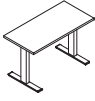

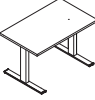

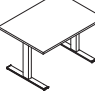

Caster kits consist of 2-locking and 2-non-locking casters and 16 torx head self tapping screws.

Kit part number will be - TGCA (black only).

Caster kit will add 1" of height to the adjustment range of the table (26" to 52").

Toggle® Tables

Fixed Base

			MODEL NUMBER					Approx. Packaged Weight	
			Basic Model	Edge Style	Edge Color	Surface Finish	Base Finish		
MODEL			A x B						
 TGFX		Rectangular Tables - 24"D • 29" High	23-1/2 x 46-1/2"	TOGL2448FX	<input type="checkbox"/>	<input type="checkbox"/>	<input type="checkbox"/>	<input type="checkbox"/>	85.0#
			23-1/2 x 58-1/2"	TOGL2460FX	<input type="checkbox"/>	<input type="checkbox"/>	<input type="checkbox"/>	<input type="checkbox"/>	95.0#
			23-1/2 x 70-1/2"	TOGL2472FX	<input type="checkbox"/>	<input type="checkbox"/>	<input type="checkbox"/>	<input type="checkbox"/>	105.0#
 TGFX		Rectangular Tables - 30"D • 29" High	29-1/2 x 46-1/2"	TOGL3048FX	<input type="checkbox"/>	<input type="checkbox"/>	<input type="checkbox"/>	<input type="checkbox"/>	97.0#
			29-1/2 x 58-1/2"	TOGL3060FX	<input type="checkbox"/>	<input type="checkbox"/>	<input type="checkbox"/>	<input type="checkbox"/>	109.0#
			29-1/2 x 70-1/2"	TOGL3072FX	<input type="checkbox"/>	<input type="checkbox"/>	<input type="checkbox"/>	<input type="checkbox"/>	121.0#
 TGFX		Rectangular Tables - 36"D • 29" High	35-1/2 x 46-1/2"	TOGL3648FX	<input type="checkbox"/>	<input type="checkbox"/>	<input type="checkbox"/>	<input type="checkbox"/>	104.0#
			35-1/2 x 58-1/2"	TOGL3660FX	<input type="checkbox"/>	<input type="checkbox"/>	<input type="checkbox"/>	<input type="checkbox"/>	121.0#
			35-1/2 x 70-1/2"	TOGL3672FX	<input type="checkbox"/>	<input type="checkbox"/>	<input type="checkbox"/>	<input type="checkbox"/>	136.0#
				A	B	C	D	E	

HOW TO ORDER

Indicate the following information on order form:

1. Quantity of each item.
2. Model number, including options. See "How To Build a Model Number".
3. Any special service required.

Note: • The ☐ indicates that a choice is required.
 • The absence of the ☐ indicates that no choice is required.
 • Alpha-numeric characters in place of ☐ indicate that no other alternatives are available.

HOW TO BUILD A MODEL NUMBER

A Select basic model.

B Select edge style.

54B - 1-1/4" Vinyl bullnose
74P - 74P edge
PL - Postformed edge
KN - Knife edge

C Select edge color.

Refer to color addendum at ki.com or KI Fabrics & Finishes binder.
 Edge color offerings are based on edge style selections.

D Select surface finish.

Refer to color addendum at ki.com or KI Fabrics & Finishes binder.
 Surface finish offerings are based on edge style selections.

E Select base finish.

Refer to color addendum at ki.com or KI Fabrics & Finishes binder.

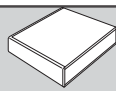


Toggle® Tables

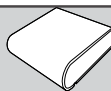
Fixed Base



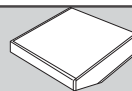
1-1/4" Vinyl
Bullnose
(54B)



74P Edge
(74P)



Postformed Edge
(PL)



Knife Edge
(KN)

\$ 521

\$ 600

\$ 623

\$ 644

548

639

663

695

581

686

713

770

\$ 579

\$ 663

\$ 688

\$ 690

641

737

768

809

680

790

822

896

\$ 605

\$ 695

\$ 723

\$ 782

671

775

805

881

720

802

835

1156

SPECIAL SERVICES

Special Carton Marking

With specially marked information N/C

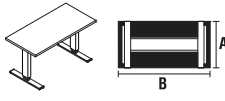


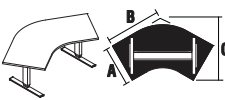
Shipping

Shipped **k.d. freight prepaid f.o.b.**
Bondue, Wisconsin 54107 factory. Freight
class #125.

Specifications and prices are subject to
change without prior notice.

Toggle® Tables

Electric Base

			MODEL NUMBER					Approx. Packaged Weight
MODEL	A x B x C		Basic Model	Edge Style	Edge Color	Surface Finish	Base Finish	
 <p>TGEL</p>	Rectangular Electric Tables - 24"D <ul style="list-style-type: none"> • 26-52" Electrically adjustable • Simple up/down switch 	23-1/2 x 46-1/2"	TOGL2448EL	<input type="checkbox"/>	<input type="checkbox"/>	<input type="checkbox"/>	<input type="checkbox"/>	131.0#
		23-1/2 x 58-1/2"	TOGL2460EL	<input type="checkbox"/>	<input type="checkbox"/>	<input type="checkbox"/>	<input type="checkbox"/>	141.0#
		23-1/2 x 70-1/2"	TOGL2472EL	<input type="checkbox"/>	<input type="checkbox"/>	<input type="checkbox"/>	<input type="checkbox"/>	151.0#
 <p>TGEL</p>	Rectangular Electric Tables - 30"D <ul style="list-style-type: none"> • 26-52" Electrically adjustable • Simple up/down switch 	29-1/2 x 46-1/2"	TOGL3048EL	<input type="checkbox"/>	<input type="checkbox"/>	<input type="checkbox"/>	<input type="checkbox"/>	143.0#
		29-1/2 x 58-1/2"	TOGL3060EL	<input type="checkbox"/>	<input type="checkbox"/>	<input type="checkbox"/>	<input type="checkbox"/>	155.0#
		29-1/2 x 70-1/2"	TOGL3072EL	<input type="checkbox"/>	<input type="checkbox"/>	<input type="checkbox"/>	<input type="checkbox"/>	168.0#
 <p>TGEL</p>	Rectangular Electric Tables - 36"D <ul style="list-style-type: none"> • 26-52" Electrically adjustable • Simple up/down switch 	35-1/2 x 46-1/2"	TOGL3648EL	<input type="checkbox"/>	<input type="checkbox"/>	<input type="checkbox"/>	<input type="checkbox"/>	151.0#
		35-1/2 x 58-1/2"	TOGL3660EL	<input type="checkbox"/>	<input type="checkbox"/>	<input type="checkbox"/>	<input type="checkbox"/>	168.0#
		35-1/2 x 70-1/2"	TOGL3672EL	<input type="checkbox"/>	<input type="checkbox"/>	<input type="checkbox"/>	<input type="checkbox"/>	182.0#
 <p>TGEL</p>	Rectangular Electric 120° Corner Tables <ul style="list-style-type: none"> • 120° angle • 26-52" Electrically adjustable • Simple up/down switch 	29-1/2 x 46-1/2 x 48-7/8"	TOGLC3048EL	<input type="checkbox"/>	<input type="checkbox"/>	<input type="checkbox"/>	<input type="checkbox"/>	170.0#

A

B

C

D

E

HOW TO ORDER

Indicate the following information on order form:

1. Quantity of each item.
2. Model number, including options. See "How To Build a Model Number".
3. Any special service required.

Note: • The ☐ indicates that a choice is required.
 • The absence of the ☐ indicates that no choice is required.
 • Alpha-numeric characters in place of ☐ indicate that no other alternatives are available.

HOW TO BUILD A MODEL NUMBER

A Select basic model.

B Select edge style.

54B - 1-1/4" Vinyl bullnose

74P - 74P edge

PL - Postformed edge

KN - Knife edge

C Select edge color.

Refer to color addendum at ki.com or KI Fabrics & Finishes binder.

Edge color offerings are based on edge style selections.

D Select surface finish.

Refer to color addendum at ki.com or KI Fabrics & Finishes binder.

Surface finish offerings are based on edge style selections.

E Select base finish.

Refer to color addendum at ki.com or KI Fabrics & Finishes binder.

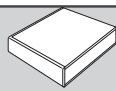


Toggle® Tables

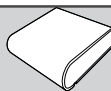
Electric Base



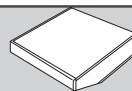
1-1/4" Vinyl
Bullnose
(54B)



74P Edge
(74P)



Postformed Edge
(PL)



Knife Edge
(KN)

\$ 1780	\$ 1850	\$ 1888	\$ 1923
1813	1893	1944	1968
1855	1947	2023	2024
\$ 1855	\$ 1930	\$ 1979	\$ 2007
1919	2004	2068	2086
1963	2061	2144	2155
\$ 1879	\$ 1959	\$ 2035	\$ 2037
1946	2037	2119	2130
1991	2065	2148	2376
\$ 2031	\$ 2121	N/A	\$ 2271

SPECIAL SERVICES

Special Carton Marking

With specially marked information N/C

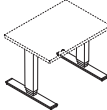
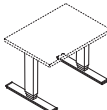
Shipping

Shipped **k.d. freight prepaid f.o.b.**
Bondue, Wisconsin 54107 factory. Freight
class #125.

Specifications and prices are subject to
change without prior notice.

Toggle® Tables

Electric Bases Only

		MODEL NUMBER		Approx. Packaged Weight	
		Basic Model	Base Finish		
MODEL	A				
 HRDPT	Rectangular Electric-Base Only - 24"D	24"	TGB0.EL24	<input type="checkbox"/> <input type="checkbox"/>	85.0#
	• For use with 24" deep surfaces, 48-72" wide				
	• Adjusts from 26-52" with 1-1/4" top				
	• Top (not included) should be undersized .25-.75" to allow safe clearance in any work area				
 HRDPT	Rectangular Electric-Base Only - 30"D	30"	TGB0.EL30	<input type="checkbox"/> <input type="checkbox"/>	90.0#
	• For use with 30 and 36" deep surfaces, 48-72" wide				
	• Adjusts from 26-52" with 1-1/4" top				
	• Top (not included) should be undersized .25-.75" to allow safe clearance in any work area				

A

B

HOW TO ORDER

Indicate the following information on order form:

1. Quantity of each item.
2. Model number, including options. See "How To Build a Model Number".
3. Any special service required.

Note:

- The ☐ indicates that a choice is required.
- The absence of the ☐ indicates that no choice is required.
- Alpha-numeric characters in place of ☐ indicate that no other alternatives are available.

HOW TO BUILD A MODEL NUMBER

- A** Select basic model.
- B** Select base finish.
Refer to color addendum at ki.com or KI Fabrics & Finishes binder.



Delivered Pricing
\$ 1515
\$ 1572

SPECIAL SERVICES

Special Carton Marking

With specially marked information N/C

Shipping

Shipped **k.d. freight prepaid f.o.b. Bonduel, Wisconsin 54107** factory. Freight class #125.

Specifications and prices are subject to change without prior notice.

Toggle® Tables

Accessories

	MODEL	MODEL NUMBER		Approx. Packaged Weight
		Basic Model	Caster Color	
HRDPT	Remote Control with Presets <ul style="list-style-type: none">Includes digital display and 3 preset buttonMust be ordered separately	TG.REMOTE.LCD.6		1.0#
HRDPT	Caster Kit <ul style="list-style-type: none">Includes mounting plates and thread cutting screws to mount on the underside of the feet2-locking and 2 non-lockingMust be ordered separately	TGCA	BL	1.0#

A

B

HOW TO ORDER

Indicate the following information on order form:

- Quantity of each item.
- Model number, including options. See “How To Build a Model Number”.
- Any special service required.

Note:

- The ☐ indicates that a choice is required.
- The absence of the ☐ indicates that no choice is required.
- Alpha-numeric characters in place of ☐ indicate that no other alternatives are available.

HOW TO BUILD A MODEL NUMBER

- A

Select basic model.
- B

Select caster color.
Refer to color addendum at ki.com or KI Fabrics & Finishes binder.



Delivered Pricing	
\$	87
\$	57

SPECIAL SERVICES

Special Carton Marking

With specially marked information N/C

Shipping

Shipped **k.d. freight prepaid f.o.b. Bonduel, Wisconsin 54107** factory. Freight class #125.

Specifications and prices are subject to change without prior notice.



KI
1330 Bellevue Street
P.O. Box 8100
Green Bay, Wisconsin 54308-8100
1-800-424-2432
www.ki.com

KI and Furnishing Knowledge
are registered trademarks
of Krueger International, Inc.

© 2013 KI
All Rights Reserved.
Litho in USA.
Code KI-11597/KI/PDF/313