



The Soft Touch Tonon Collection

SANDLERSEATING

Welcome

At a glance



903.10



903.21



903.00



906.01



906.21



906.11



906.81



906.51



907.01 / 03 / 05



907.11



907.L1



907.13 / 15



907.61



907.73 / 74



907.81



907.21



907.31



907.41



907.41



907.51



917.11



917.15



904.01



904.11



904.L1



904.S1



904.51



904.61



904.81



904.91



904.21



904.31



904.L3



904.S3



904.53



904.63



919.01



919.11



919.91



904.93



004.01



004.11



004.25



284.05



284.01



284.11



284.02



284.12



905.01



905.03 / 05



905.11



905.13 / 15



905.11



902.01



902.05



902.11



902.41



918.01



918.11



918.02



904.02



904.12



904.12



904.S2



904.82



904.92



904.73 / 74



904.75 / 76



910.01



213.11



216.11



216.13



217.59



217.58



213.01



216.11



216.66



217.59



217.58



910.93



910.41 / 42



892.01



892.11

86 **jonathan_004**
paolo_nava




54 **step_904**
mac_stopa



26 **lucky_906**
martin_ballendat



6 **river snake_903**
mac_stopa




94 **pit_284**
maly_hoffmann_kahleyss



72 **step_904**
mac_stopa



34 **up chair_907**
martin_ballendat



14 **riverside_903**
mac_stopa



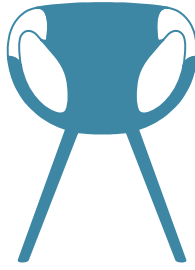
102 **structure_905**
mac_stopa




80 **marshmallow_919**
martin_ballendat



48 **up chair wood_917**
martin_ballendat



18 **river stone_903**
mac_stopa



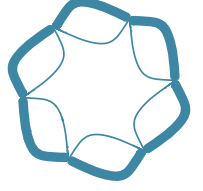
114 **concept_902**
martin_ballendat




122 **nine eighteen_918**
fabio_di bartolomei



128 **mac's_table_213**
mac_stopa



138 **move soft_617**
mac_stopa



146 **quo_910**
martin_ballendat



154 **clou_892**
martin_ballendat




the **soft touch** collection

River Snake's modular stool can be used singularly or grouped together to form countless configurations of shapes and patterns, supported by an optional aluminum ganging system. Manufactured from Soft Touch Plus polyurethane material and reinforced with a steel internal sub-frame, this construction offers a cushioned yet supportive base which is additionally weatherproof and flame retardant. Available in 8 standard colors plus metallic silver, River Snake is also offered in custom colors, subject to minimum quantities.

mac stopa





river snake 903

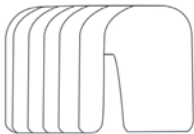




903.10

technical info

								Lbs		CBF
903.10	Modular stool with self-supporting frame	-	18.9	18.9	16.1 / 24.8	17.3	-	22.05	x1	6.6



shell in Soft Touch Plus



X09



X16




X02



X06



X08



X01



X20




X19




X10

Custom colors available
on request - minimum
quantities apply











Riverside takes the lounge experience to exciting new levels with its visually impressive and delightfully comfortable design. Riverside's self-supporting frame made in Soft Touch Plus polyurethane is lightweight, allowing it to be seamlessly moved to and from locations. Additionally waterproof, Riverside can be used for a variety of indoor and outdoor spaces and is available in 8 standard colors or metallic silver.


mac stopa

riverside_903





903.21

								Lbs		CBF
903.21	Lounge chair with self-supporting frame	29.5	32.7	18.1	44.1	15.4	-	30.86	x1	27.48



shell in Soft Touch Plus



X09




X16



X03



X02



X01



X20



X19



X06



X07


Custom colors available on request -
minimum quantities apply



Inspired by the outer surface of a river stone, the River Stone stool is lightweight, highly durable and soft to the touch. River Stone's self-supporting frame in Soft Touch Plus polyurethane is waterproof, making it ideal for both indoor and outdoor use. Furthermore, River Stone's shape allows it to be used in endless configurations, either placed individually or nesting in rows or groups. The stool is available in 14 standard colors or metallic silver.


mac stopa

river stone_903





903.00 / 05 / 60

		h	h	h	h	h	h	Lbs		CBF
903.00	Stool with self-supporting frame	-	22	22	22	17.3	-	15.43	x1	6.06
903.05	Stool with self-supporting frame	-	19.3	19.3	19.3	17.3	-	11.02	x1	4.59
903.60	Table with self-supporting frame	-	17.7	17.7	17.7	16.1	-	14.99	x1	4.59



shell in Soft Touch Plus



X04



X09



X07



X15



X05



X10




X16



X03



X02



X01



X08



X06



X18



X19



X20

Custom colors available on request -
minimum quantities apply



river stone_903
soft touch plus





river stone_903
soft touch plus





Lucky's solid integral foam seat is accompanied by a choice of 5 bases, each with their own selection of finishes: chrome or lacquered steel, Oak or Black Walnut, or die cast aluminum. Lucky's extremely comfortable Soft Touch foam seat is available in a variety of bright shades to suit numerous needs and personal preferences. This depth of choice makes Lucky an incredibly versatile range of chairs, with a sturdiness suitable for high traffic areas such as waiting rooms, public lounges and restaurants.

martin ballendat

lucky_906



lucky_906
soft touch







906.01



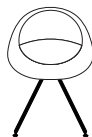
906.21




		h	b	h	h	h	h	lbs		CBF
906.01	Chair with metal legs	34.3	21.7	15.7	20.9	18.5	-	22.05	x1	14.27
906.21	Chair with wooden legs	34.3	21.7	15.7	20.9	18.5	-	22.05	x1	14.27



shell in Soft touch



steel legs




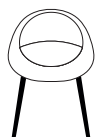
wooden legs





									Lbs		CBF
906.11	Chair with wooden legs		34.3	21.7	15.7	20.9	18.5	-	22.05	x1	14.27
906.81	Chair with base in die cast aluminum		34.3	21.7	15.7	20.9	18.5	-	27.56	x1	14.27
906.51	Barstool with adjustable central column	 	38.6-48.4	21.7	15.7	21.7	22.8 - 33.1	-	41.89	x1	11.8

 360° swivel mechanism without memory return



wooden legs



R 3.011
solid oak oiled




R 3.102
oak light stain




NC 8.011
solid
black walnut oiled



NC 8.146
black
walnut stain



lacquered die cast aluminum colors



A061



A059



A074



A077



A054



matt chrome steel



matt chrome

lucky_906
soft touch





The Up chair's shell in Medium Soft Touch polyurethane is available in 14 fresh colors and with a variety of base and finishing options. The Up collection additionally offers a selection of barstools with fixed or swivel bases.

martin ballendat

up chair_907



up chair_907
soft touch







907.01
907.05 ↻



907.11



907.13 ↻



907.L1

		h	h	h	h	h	h	Lbs		CBF
907.01	Armchair with metal legs	31.5	22.5	15.7	24.8	17.7	-	22.05	x1	14.27
907.05	Armchair with metal legs ↻	31.5	22.5	15.7	24.8	17.7	-	22.05	x1	14.27
907.11	Armchair with wooden legs	31.5	22.5	15.7	24.8	17.7	-	22.05	x1	14.27
907.13	Armchair with wooden legs ↻	31.5	22.5	15.7	24.8	17.7	-	22.05	x1	14.27



shell in Medium Soft Touch
Custom colors available on request -
minimum quantities apply



X04



X09



X07



X15



X05



X10




X16



X03



X02



X01



X08



X06



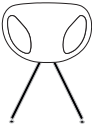
X18




X80



X19



steel legs



polished chrome



matt chrome



F061



F059



F077



F074



F064



wooden legs



R 3.011

solid oak oiled



R 3.102

oak light stain



NC 8.011

solid black walnut oiled



NC 8.146

black walnut stain














907.61





907.73 
907.74 

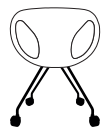


907.81 

								Lbs		CBF
907.L1	Armchair with wooden legs	32.3	22.4	15.7	24.8	18.5	-	22.05	x1	14.27
907.61	Armchair with castors	31.9	22.4	15.7	24.8	18.5	-	22.05	x1	14.27
907.73/74	Armchair with central column 	31.5	22.4	15.7	24.8	18.1	-	31.97	x1	14.27
907.81	Armchair with base in die cast aluminum 	32.3	22.4	15.7	24.8	18.1	-	26.46	x1	14.27

 360° swivel mechanism without memory return

 360° swivel with memory return




steel legs




polished chrome



cross base



polished chrome




F055
white lacquered




F064
black lacquered



lacquered die cast aluminum



A061



A054



A074



A059



A077






907.21



907.31

other products in our modern dining collection

		h	h	h	h	h	h	Lbs		CBF
907.21	Armchair with metal legs	31.9	23.2	42	23.6	18.1	-	22.05	x1	14.47
907.31	Armchair with wooden legs	31.9	23.2	42	23.6	18.1	-	14.64	x1	14.27




shell upholstered

FABRIC: EUROPOST

MICROFIBER: COMFORT

ECOLEATHER: VINTAGE, DECOVIN

LEATHER: TENDER, STRUCTURE, SOFT



steel legs



polished chrome



matt chrome



wooden legs



R 3.011
solid oak oiled



R 3.102
oak light stain



NC 8.011
solid
black walnut oiled



NC 8.146
black
walnut stain





up chair_907
medium soft touch





up chair_907
medium soft touch





up chair_907
medium soft
touch

technical info



			h	h	h	H	H	H	Lbs		CBF
907.41	Barstool with 4 legs		39	18.9	14.5	21.7	30.7	-	26.46	x1	13.95
907.43	Barstool with 4 legs		39	18.9	14.5	21.7	30.7	-	26.46	x1	13.95
907.44	Barstool with 4 legs		39	18.9	14.5	21.7	30.7	-	26.46	x1	13.95
907.51	Barstool with adjustable central column		31.9/41.7	18.9	14.5	21.7	23.6/33.5	-	41.89	x1	11.8

360° swivel mechanism without memory return



shell in Medium Soft Touch

X04

X09

X07

X15

X05

X10

X16

X03

X02

X01


X08

X06


X18

X19

Custom colors available
on request - minimum
quantities apply




steel legs



polished chrome



matt chrome



matt chrome





The best-selling Up chair has now been enriched with wooden arms in solid Black Walnut or Oak. Available in 5 shades, the chair's integral foam shell has been designed for the utmost relaxation in commercial and corporate environments.

martin ballendat








up chair_917
wooden arms






917.11



								Lbs		CBF
917.11	Armchair with wooden legs	32.3	22.4	15.7	24.8	18.5	-	22.05	x1	14.27



shell in Medium Soft Touch



X01



X07



X09



X15



X16



X03

Custom colors available on request -
minimum quantities apply



wooden arms



R 3.011
solid oak oiled



R 3.102
solid oak light stain



NC 8.011
solid
black walnut oiled



NC 8.146
solid
black walnut stain



wooden legs



R 3.011
solid oak oiled



R 3.102
solid oak light stain



NC 8.011
solid
black walnut oiled










NC 8.146
solid
black walnut stain



up chair_917
upholstered



other products in our modern dining collection

								Lbs		CBM
917.15	Armchair with wooden legs	32.3	22.4	15.7	24.8	18.5	-	22.05	x1	14.27



shell upholstered
FABRIC: EUROPOST
MICROFIBER: COMFORT
ECOLEATHER: VINTAGE, DECOVIN
LEATHER: TENDER, STRUCTURE, SOFT



wooden arms

	
R 3.011 solid oak oiled	R 3.102 solid oak light stain
	
NC 8.011 solid black walnut oiled	NC 8.146 solid black walnut stain



wooden legs

	
R 3.011 solid oak oiled	R 3.102 solid oak light stain
	
NC 8.011 solid black walnut oiled	NC 8.146 solid black walnut stain







Inspired by the classics, Step's organically shaped shell is made from a self-supporting frame in Soft Touch polyurethane. Available in 13 bright colors, Step's shell can be combined with a variety of bases in solid wood, steel or aluminum.

mac_stopa

step_904

soft touch



step_904
soft touch














904.01



904.11

BEST
OF
YEAR HONOREE
2013

								Lbs		CBF
904.01	Chair with metal legs	33.9	21.3	15.7	20.9	18.5	-	24.23	x2	17.09
904.11	Chair with wooden legs	33.9	21.3	15.7	20.9	18.5	-	23.15	x2	17.09

technical info



shell in Soft Touch



X04



X09



X07



X15



X05



X10




X16



X03



X02



X01



X08



X06



X18

Custom colors available on request -
minimum quantities apply



steel legs



polished chrome



matt chrome



F061



F059



F077



F064



F074



wooden legs



R 3.011
solid oak oiled



R 3.102
oak light stain



NC 8.011
solid
black walnut oiled



NC 8.146
black
walnut stain





904.51



904.61



904.81




904.91

		h	h	h	h	h	h	Lbs		CBF
904.51	Cantilever chair	35.4	21.3	15.7	18.5	18.5	-	26.46	x2	17.09
904.61	Cantilever armchair	35.4	21.3	15.7	20.9	18.5	26.4	37.48	x1	11.8
904.81	Chair with base in lacquered die cast aluminum	33.9	21.3	15.7	20.9	18.5	-	28.66	x2	17.09
904.91	Chair with black lacquered steel sled base	33.9	21.3	15.7	20.9	18.5	-	28.66	x2	17.09

 360° swivel mechanism without memory return



Soft Touch armrest colors



X01



X03



X09



X15



X16




X07



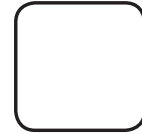
cantilever steel



polished chrome



matt chrome



F061



F059



F077




F064



F074



lacquered die cast aluminum



A061



A059



A074



A077



A054



lacquered steel



F064





904.21



904.31



904.L3



904.S3

other products in our modern dining collection

		h	h	h	h	h	h	Lbs		CBF
904.21	Chair with metal legs	33.9	21.3	15.7	20.9	18.5	-	9.92	x1	17.09
904.31	Chair with wooden legs	33.9	21.3	15.7	20.9	18.5	-	8.82	x1	17.09
904.L3	Chair with wooden legs	33.9	21.3	15.7	20.9	18.5	-	8.82	x1	17.09
904.S3	Chair with wooden legs	33.9	21.3	15.7	20.9	18.5	-	8.82	x1	17.09



shell upholstered

FABRICS:
ARCHITECTURE, STETCHY, CLOU, FLUFFY,
FELIX, STRAMACCHIAMI

FABRICS FROM GABRIEL:
EUROPOST, COMFORT

ECOLEATHER:
VINTAGE

LEATHER:
BASIC LEATHER, TENDER,
PREMIUM LEATHER, SOFT



steel legs



polished chrome



matt chrome



F061



F059



F057



F074



F064



wooden legs



R 3.011
solid oak oiled



R 3.102
oak light stain



NC 8.011
solid
black walnut oiled



NC 8.146
black
walnut stain





904.53



904.63



904.93


								Lbs		CBF
904.53	Cantilever chair	35.4	21.3	15.7	20.9	18.5	-	11	x1	11.8
904.63	Cantilever armchair	35.4	21.3	15.7	20.9	18.5	26.4	15.4	x1	11.8
904.93	Chair with black lacquered steel sled base	33.9	21.3	15.7	20.9	18.5	-	11.2	x1	11.8



steel



polished chrome



F061



F077



matt chrome



F059



F074



F064



wooden finish for armrest



NC 8.011
solid
black walnut oiled



NC 8.146
black
walnut stain



lacquered steel



F064









904.S3

S3= square, conically tapered wood legs



904.L3

L3 = round, conically tapered wood legs



904.91



904.61



904.01



904.81





step_904
soft touch





h 904.51 step
h 904.61 step

TT 849 u.table
□ 95x180
□ 95x200
□ 100x220





The Step family is now enriched with the stylish and practical option of armrests. Available as a side or lounge chair, the Step armchair is complete with a variety of solid wood, stainless steel or aluminum bases.

mac_stopa

step_904



step_904
soft touch









904.02



904.12

								Lbs		CBF
904.02	Armchair with metal legs	33.9	21.3	15.7	20.9/22.8	18.5	26	22.25/26.46	x2/x1	14.27
904.12	Armchair with wooden legs	33.9	21.3	15.7	20.9/22.8	18.5	26	22.25/26.46	x2/x1	14.27



shell in Soft Touch

X04

X09

X07

X15

X05

X10

X16

X03

X02

X01

X08

X06

X18

X19

Custom colors available
on request - minimum
quantities apply



steel legs

F061

F059

F077

F064

F074

polished chrome

matt chrome



wooden legs

R 3.011
solid oak oiled

R 3.102
oak light stain

NC 8.011
solid black walnut oiled

NC 8.146
black walnut stain











904.8



904.92

BEST
OF
YEAR
HONOREE
2013


other products in our soft touch collection

									Lbs		CBF
904.82	Armchair with base in die cast aluminum		33.9	21.3	15.7	20.9/22.8	18.5	26	28.66/30.86	x2/x1	17.09
904.92	Armchair with black lacquered sled base		33.9	21.3	15.7	20.9/22.8	18.5	26	29.66/27.78	x2/x1	17.09

360° swivel mechanism without memory return



Soft Touch armrest colors



X01



X03



X09



X15




X16




X07




cantilever steel



F061



F059



F061



F059



F077




F064



F074



lacquered die cast aluminum



A061



A059



A074



A077



A054



lacquered steel



F064



F069





904.73
904.74

Soft Touch shell



904.75
904.76

upholstered shell

			h	h	h	h	h	h	Lbs		CBF
904.73/74	Integral foam lounge chair on cross base	↺	30.3	25.2	17.3	29.9	15.7	21.3	35.27	x1	20.66
904.75/76	Fully upholstered lounge chair on cross base	↺	30.3	25.2	17.3	29.9	15.7	21.3	16.53	x1	20.66

↺ 360° swivel mechanism without memory return



shell in Soft Touch



X03




X09



X07



X02



X01



X16

Custom colors available on request -
minimum quantities apply




upholstered shell


FABRIC: EUROPOST
MICROFIBER: COMFORT
ECOLEATHER: VINTAGE, DECOVIN
LEATHER: TENDER, STRUCTURE, SOFT




cross base



polished chrome



F055
white lacquered



F064
black lacquered



Molded ergonomically, Marshmallow's Soft Touch polyurethane foam shell offers an extremely soft yet supportive cradle, while it maintains durability for years of commercial use. Available in 14 standard colors, Marshmallow comes with four legs or sled base, in polished or painted steel or in sustainably sourced solid Oak and Black Walnut legs to juxtapose the soft curvature of the seat.

Martin Ballendat

Marshmallow 919



marshmallow 919
soft touch



919.01



919.10



919.11












919.91



919.1L

technical info

								Lbs		CBF
919.01	Chair with metal legs	32.3	23.6	-	22.8	18.5	-	21.61	x2	17.09
919.10	Chair with metal legs 	32.3	23.6	-	22.8	18.5	-	24.91	x2	17.09
919.11	Chair with wooden legs 	32.3	23.6	-	22.8	18.5	-	24.91	x2	17.09
919.91	Chair with metal sled base	32.3	23.6	-	22.8	18.5	-	26.01	x2	16.95
919.1L	Chair with wooden legs	32.3	23.6	-	22.8	18.5	-	21.61	x2	17.09



shell in Soft Touch



X04



X09



X07



X15



X05



X10




X16



X03



X02



X01



X08



X06



X18




X18

Custom colors available
on request - minimum
quantities apply




steel legs



polished chrome



matt chrome



F064



wooden legs



R 3.011
solid oak oiled



R 3.102
oak light stain



NC 8.011
solid black walnut oiled



NC 8.146
black walnut stain



R 3.144
oak wenge dark stain









An update of the model designed by Paolo Nava over 30 years ago, Jonathan's oval seat and backrest is made from solid-colored integral foam and linked with a die cast aluminum joint in black, white or satin. Available in 13 colors, Jonathan's shell is complemented by an elegant 4-leg base in Black Walnut or Oak. Jonathan's frame is additionally available in solid wood with mesh back detailing and a mesh or leather upholstered seat.

paolo_nava

jonathan_004









004.01



		h	h	h	h	h	h	Lbs		CBF
004.01	Chair with wooden legs	34.3	20.5	15.3	20.5	18.5	-	23.15	x2	11.8



shell in Soft Touch



X04



X09



X07



X15



X05



X10



X16



X03



X02



X01



X08



X06



X18



X18

Custom colors available on request -
minimum quantities apply



wooden legs



R 3.011
solid oak oiled



R 3.102
oak light stain



NC 8.011
solid
black walnut oiled



NC 8.146
black
walnut stain





other products in our modern dining collection

								Lbs		CBF
004.11	Wooden chair with mesh seat	34.3	20.5	15.3	20.5	18.5	-	14.33	x1	11.8
004.25	Wooden chair with upholstered leather seat	34.3	20.5	15.3	20.5	18.5	-	14.99	x1	11.8



frame



R 3.011
solid oak oiled



R 3.102
oak light stain



NC 8.011
solid black
walnut oiled



NC 8.146
black walnut stain



seat and back



black mesh



white mesh



back



black mesh



white mesh

seat



upholstered
black leather



upholstered
white leather

jonathan30_004
soft touch





The Pit chair has become a firm favorite with its classic blend of upholstery, sophisticated stitching and solid wood legs. Now designed with integral foam, Pit's seat offers even further comfort and practicality.

maly_hoffmann_kahleyss

pit_284



pit_284
soft touch










284.05




reddot design award
winner 2013

technical info

								Lbs		CBF
284.05	Integral foam chair with wooden legs	32.7	21.7	16.5	18.9	18.5	-	23.15	x2	13.99



shell in Soft Touch



X01



X03



X09



X16

Custom colors available on request -
minimum quantities apply



wooden legs



R 3.011
solid oak oiled



R 3.102
oak light stain



NC 8.011
solid
black walnut oiled



NC 8.146
black
walnut stain





284.01



284.11




284.02



284.12

other products in our modern dining collection

		h	h	h	h	h	h	Lbs		CBF
284.01	Fully upholstered chair with wooden legs	32.7	21.7	16.5	18.9	18.5	-	17.64	x2	13.99
284.02	Chair with upholstered front and wood veneered back on wooden legs	32.7	21.7	16.5	18.9	18.5	-	15.43	x2	13.99
284.11	Fully upholstered armchair on wooden legs	32.7	22.4	16.5	21.3	18.5	26	18.74	x1	11.8
284.12	Armchair with upholstered front and wood veneered back on wooden legs	32.7	22.4	16.5	21.3	18.5	26	16.53	x1	11.8



wooden legs



R 3.011
solid oak oiled



R 3.102
oak light stain



NC 8.011
solid black walnut oiled



NC 8.146
black walnut stain



shell: upholstered in fabric and leather
armrest: upholstered in leather



legs



R 3.102
oak light stain



NC 8.146
black walnut stain



shell: back in oak or black walnut veneer, front of shell upholstered with stitching
armrest: upholstered in leather









Structure's curved shell is manufactured in Soft Touch polyurethane foam with an internal steel frame. The three-dimensional design of the chair's outer shell is available in 12 colors and shaped like a diamond, complemented by a luxuriously soft inner seat. Structure's attractive 4-leg base is available in matt or polished chrome or solid wood.

mac_stopa

structure_905







structure_905
soft touch

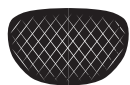






905.01

905.01	Armchair with metal legs									
		31.5	21.7	15.7	24	18.5	26.7/32.2	Lbs 24.56	x1	CBF 14.27



shell in Soft Touch



X04



X09



X07




X15



X05



X10




X16




X03



X02



X01




X08



X06

Custom colors available on request -
minimum quantities apply



steel legs



polished chrome










matt chrome

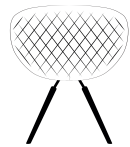




905.11

905.11 Armchair with wooden legs

						Lbs		CBF
31.5	21.7	15.7	24	18.5	26.7/32.2	26.46	x1	14.46



wooden legs



R 3.011
solid oak oiled



R 3.102
oak light stain



NC 8.011
solid
black walnut oiled



NC 8.146
black
walnut stain



h 905.01 structure
TT 217 mac's table





structure_905
soft touch





Layali Restaurant Beirut - Dubai
Interior and contractor Bold Bespoke Design

Available in 12 standard colors, Concept's subtly curved integral foam seat has been designed for the utmost comfort. Legs can be customized in polished or matt chrome, or solid Oak or Black Walnut wood. Concept can additionally be selected as a bar stool with a height-adjustable central column.

[martin_ballendat](#)

concept_902





902.01



902.05



902.11

		h	b	h	h	h	h	Lbs		CBF
902.01/05	Chair with metal legs	33.9	22.8	16.5	21.7	17.7	-	24.25	x2	17.09
902.11	Chair with wooden legs	32.7	22.8	16.5	21.7	18.1	-	24.25	x2	17.09



shell in Soft Touch



X04



X09



X07



X15



X05



X10




X16



X03



X02



X01



X08



X06



X18



X18

Custom colors available
on request - minimum
quantities apply



steel legs



902.01



902.05



polished chrome



matt chrome



B065 stainless steel



wooden legs



R 3.011
solid oak oiled



R 3.102
oak light stain



NC 8.011
solid
black walnut oiled



NC 8.146
black
walnut stain













902.41 

902.41

Barstool



						Lbs		CBF
40.6/48.4	22.8	16.5	18.1	25.6/33.5	-	63.93	x1	13.95

 360° swivel mechanism without memory return



matt chrome



matt chrome



concept_902
soft touch





h 902.11 concept
T 843 salt & pepper
□ 95x160 □ 100x220
□ 95x180 ○ 110x220
□ 95x200



concept_902
soft touch



The shell of the Nine Eighteen chair is produced in Soft Touch integral foam and available in 12 vibrant colors. The chair's geometric inspired seat is balanced by solid wood legs in Oak or Black Walnut. Nine Eighteen's contemporary design can additionally be enhanced by the option of a two tone finish on the shell, resulting in the striking contrast of black and white.

fabio_di bartolomei

nine eighteen_918





918.01




918.11

Nomination for



interior innovation
award cologne 2007

		h	b	h	h	h	h	Lbs		CBF
918.01	Chair with metal legs	32.3	21.7	16.1	18.1	18.5	-	14.99	x2	17.09
918.11	Chair with wooden legs	32.3	21.7	16.1	18.1	18.5	-	14.99	x2	17.09



shell in Soft Touch

Custom colors available on request -
minimum quantities apply



X04



X09



X07




X15



X05




X10



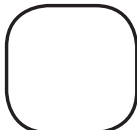
X16



X03



X02




X01



X08




X06



steel legs



B 065 matt
stainless steel



wooden legs



R 3.011
solid oak oiled





R 3.102
oak light stain






918.02

										CBF
918.02	Chair with two tone finish and metal legs	31.9	21.7	16.1	18.1	18.1	-	14.99	x2	17.09



two-colored Soft Touch shell




X11



This innovative table system is supplied in individual elements which can be ganged together in endless configurations to form bases of different shapes and sizes. The units are joined together by a steel component that simply clicks into place, allowing quick and easy setup and placement. Not only can the table be adapted to any space, but it can be completely reformed by the user to suit a multitude of uses. Available in 12 standard colors, the Soft Touch polyurethane base is complemented by table tops in transparent or semi-transparent gray glass, or solid wood.

mac_stopa

mac's table

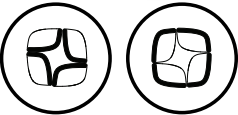




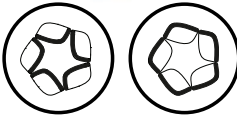
213.01



216.11
configuration A
4 elements



216.66
configuration B
5 elements



	base		top		elements	dim.	H		inches
213	Medium soft touch polyurethane - 1 element	216.11	Transparent glass		4	Ø 43.3	29.1		0.47
		216.21	Gray semi-transparent glass						
		216.13	Transparent glass		5	Ø 51.1	29.1		0.47
		216.23	Gray semi-transparent glass						
		216.15	Transparent glass		5	Ø 59	29.1		0.47
		216.25	Gray semi-transparent glass						
		216.66	Solid wood		5	Ø 51.1	29.1		0.4 - 1.2



Custom colors available
on request - minimum
quantities apply

base in Medium Soft Touch



X04



X09



X07




X15




X05




X10




X16



X03



X02



X01



X08



X06



solid wood top



R 3.011
solid oak oiled



R 3.102
oak light stain




NC 8.011
solid
black walnut oiled



NC 8.146
black
walnut stain



glass top



transparent glass



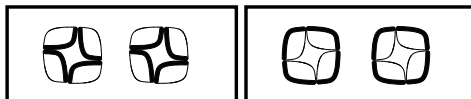
gray semi-transparent
glass



217.59
configuration C
8 elements



217.58
configuration D
8 elements



	base	top	elements	dim.	H	inches
213	Medium soft touch polyurethane - 1 element	217.58 Transparent glass	8	37.4 X 70.8	29.1	0.47
		217.68 Gray semi-transparent glass				
		217.63 Transparent glass	8	39.3 X 86.6	29.1	0.47
		217.73 Gray semi-transparent glass				

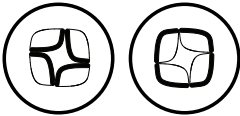




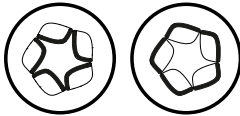
213.11



216.11
configuration A
4 elements



216.13
configuration B
5 elements



technical info

	base	top	elements	dim.	H	inches
213	Multilayer wood veneer - 1 element	216.11 Transparent glass	4	Ø 43.3	29.1	<div><div></div></div> 0.47
		216.21 Gray semi-transparent glass				
		216.13 Transparent glass	5	Ø 51.1	29.1	<div><div></div></div> 0.47
		216.23 Gray semi-transparent glass				
		216.15 Transparent glass	5	Ø 59	29.1	<div><div></div></div> 0.47
		216.25 Gray semi-transparent glass				



base in multilayer wood veneer




R 3.102
oak light stain



NC 8.146
black
walnut stain



glass top



transparent glass



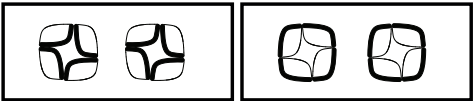
gray semi-transparent
glass





217.59
configuration C
8 elements



217.58
configuration D
8 elements



base	top	elements	dim.	H	inches
213 Multilayer wood veneer - 1 element	217.58 Transparent glass	8	37.4 X 70.8	29.1	 0.47
	217.68 Gray semi-transparent glass				
	217.63 Transparent glass	8	39.3 X 86.6	29.1	 0.47
	217.73 Gray semi-transparent glass				





h 903 river stone
TT mac's table




mac's_table
medium soft touch

standard configurations




custom configurations available upon request

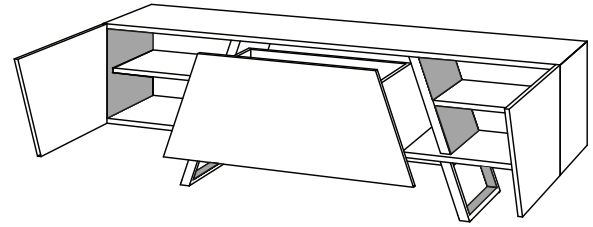
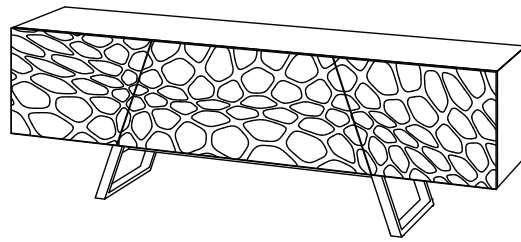


With lighter furniture becoming increasingly in demand, Move provides a modern solution. Designed by Mac Stopa, the credenza boasts an eye-catching design whilst offering extensive room for storing items in its lightweight structure. The structure in American walnut or Oak veneered MDF is also available with a black or white lacquered finish and sits on lacquered steel legs. The distinctive doors of Move are made from three-dimensional textured Soft Touch polyurethane with a silent opening and closing system.

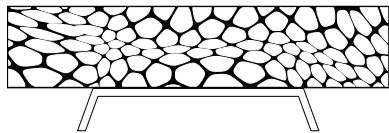
mac_stopa

move soft_617





617	Credenza	Dim.	H	Lbs		CBF
		94.5 x 19.7	29.5	98	x3	42.51



front side in Soft Touch




X16



X09



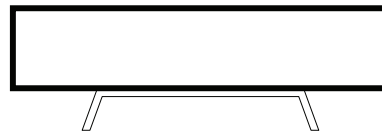
X07



X01



X03



body



1.337
black lacquered



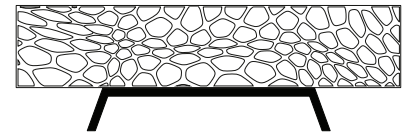
R 3.102
oak light stain




1.333
white lacquered




NC 8.146
black walnut stain



lacquered steel
legs



1.337
black lacquered



1.333
white lacquered

move_617
soft touch












The elegant Quo collection achieves its signature look with an ergonomically designed twist in the back. Available as a stacking chair, side chair or barstool, Quo's integral foam shell comes in 14 standard colors and can be paired with legs or a sled base. Bases can be finished in polished or lacquered steel.

martin_ballendat

quo_910







910.01

910.93

910.41

			h	h	h	h	h	h	Lbs		CBF
910.01	Chair with metal legs	 x5	32.7	22.4	17.3	19.3	18.5	-	19.84	x2	14.13
910.93	Chair with metal sled base		32.7	22.4	17.3	19.3	18.5	-	22.0	x1	10.84
910.41	Barstool with metal sled base		44.5	22.4	17.3	19.3	30.3	-	25.35	x1	14.48



BEST OF BD | NY
Product Design Award
WINNER

LED 2
AWARD
2014
INTERIOR
INNOVATION
best of best

shell in Soft Touch Light



X04



X09



X07



X15



X05



X10




X16



X03



X02



X01



X08



X06



X18



X19


Custom colors available
on request - minimum
quantities apply



steel legs



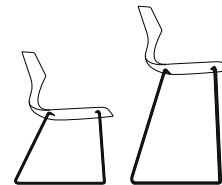
polished chrome



F061




F054



steel legs



polished chrome



F061



F054





quo_910
soft touch light





quo_910
soft touch light






Clou promises to be a cantilever chair like no other. The chair's back and armrests join together without interruption, showcasing Martin Ballendat's signature style. The gentle curvature of Clou's back is complemented by a Soft Touch integral foam and upholstered seat that offers durability and ease of maintenance, along with its high levels of comfort. Clou's seat comes in 5 standard colors, whilst the cantilever base is available in black or white lacquered steel or polished chrome.

martin_ballendat

clou_892





892.01
Armchair with leather seat



892.11
Armchair with Soft Touch seat

			h	h	h	h	h	h	Kg		CBM
892.01	Armchair with leather seat		32.3	24	49	24.4	18.5	26	29.76	x1	10.95
892.11	Armchair with Soft Touch seat		32.3	24	49	24.4	18.5	26	29.76	x1	10.95



shell in Soft Touch



X09




X07



X16



X03



X01

Custom colors available on request -
minimum quantities apply



upholstered seat

FABRICS:
ARCHITECTURE, STETCHY, CLOU, FLUFFY,
FELIX, STRAMACCHIAMI


FABRICS FROM GABRIEL:
EUROPOST, COMFORT

ECOLEATHER:
VINTAGE


LEATHER:
BASIC LEATHER, TENDER,
PREMIUM LEATHER, SOFT



steel legs



polished chrome



matt chrome



F061



F059



F077



F074



F064



h 892.01 clou
upholstered seat







clou_892
soft touch

892.01 clou



certifications

The materials used for these collections satisfy the following regulations:

Soft Touch:

Surface strength to cold liquids EN 12720/97 class F

Color strength to rubbing EN ISO 11640:1998

Flame resistance 1.IM - BS CRIB 5 Cigarette test - CAL 117

Surfaces strength to cleaning products PTP 53/95

Ace bleach test, ammonia test (sol.10%), Baysan multipurpose, Lyso-Form for kitchen, Viakal, Vetril, Vim liquid, Cif multipurpose, Cif with bleach, Saniform 360

Medium Soft Touch:

Accelerated ageing through lamp UV ASTM G 154 -06

Color strength to rubbing EN ISO 11640:1998

Flame resistance 1.IM - BS CRIB 5 - CAL 117 - CAL 133

Soft Touch Plus:

Waterproof UNI EN 20811:1993

Accelerated ageing through lamp UV ASTM G 154 -06

Strength to wear and abrasion test Met.1 EN ISO 5470-2:2003 - EN ISO 12947-1/98 - level 1

Flame resistance 1.IM - BS CRIB 5

Surfaces strength to cold liquids EN 12720:2009 - UNI 10944:2001 classe F

Strength to moulds PTP 126

Surface strength to cleaning products PTP 53/95

Ace bleach test, ammonia test (sol.10%), Baysan multipurpose, Lyso-Form for kitchen, Viakal, Vetril, Vim liquid, Cif multipurpose, Cif with bleach, Saniform 360

Official certifications available upon request

SANDLERSEATING



SANDLERSEATING

SANDLER SEATING USA

1201 Peachtree St NE - Suite 1625

Atlanta, Georgia 30361

T: +1 404 982 9000

F: +1 404 321 7882

SANDLER SEATING UK

1A Fountayne Road

London N15 4QL

T: +44 (0) 203 284 8000

F: +44 (0) 203 234 2999

www.sandlerseating.com

sales@sandlerseating.com