

FUNCTION
VALUE
DESIGN



ReGENCY
TRAINING & HOSPITALITY

whyREGENCY

THINKS GREEN

- Regency recycles over 27,000 lbs. of cardboard and 600 cubic feet of styrofoam per year.
- Wood recycling program that reduces up to 350 tons of scrap per year
- Energy efficient lighting throughout warehouse which reduces consumption by 65%.

CUSTOMER SERVICE

- Online inventory updated hourly
- Online instructions library
- Customer Service Team with over 65 years of combined experience.

SHIPPING

- Custom packaging
- 24 to 72 hour lead time
- Domestically designed instructions.



TABLES

MVTRCT6024COM—Page 19


CHAIRS

4540BK—Page 35


TABLE OF CONTENTS

TRAINING & HOSPITALITY COLLECTION

CAIN COLLECTION	4-7
KOBE COLLECTION	8-11
KEE COLLECTION	12-15
VIA COLLECTION	16-19
STRUCTURE COLLECTION	20-23
TABLE TOPS	24-25
LAMINATE FINISHES	26-27
ACCESSORIES	28-29
TRAINING, STACK & CAFE SEATING	30-39



Thermal fused melamine laminate work surfaces are 1" thick and feature a 25 mm corner radius and black T-mold edge band.



Choose from 6 different standard laminate finishes that are scratch, stain and scald resistant.



Premium tops are made in the USA and are available in many stylish finishes.



Many Regency tables are eligible for purchase through a qualifying GSA agent. Contact us for details.

C A I N

Cain tables are at home in stylish restaurant or café settings as well as break rooms and lunch rooms. Choose from standard and cafe heights. Hidden glides keep tabletops level and ensure a uniform look between base types.

See Pages 6-7 for Cain table specifications.

See Pages 28-29 for Accessories.

See Pages 30-39 for Seating.

See Pages 26-27 for Laminate Finishes.



TABLES

TB4848COM—Page 6

MCTRTC6624COM—Page 7

CHAIRS

4400BE—Page 31

4495BK—Page 31



CAIN



CAIN CAFE X-BASES

Cain Café X-Base for 36" Table Tops	MCBX30	30"W x 30"D x 41"H
Cain Café X-Base for 30" Table Tops	MCBX22	22"W x 22"D x 41"H



CAIN SQUARE CAFE TABLES

36" Cain Square Cafe Table	TCB3636	36"W x 36"D x 42"H
30" Cain Square Cafe Table	TCB3030	30"W x 30"D x 42"H



CAIN ROUND CAFE TABLES

36" Cain Round Cafe Table	TCB36RND	36"W x 36"D x 42"H
30" Cain Round Cafe Table	TCB30RND	30"W x 30"D x 42"H



CAIN X-BASES

Cain X-Base for 48" Table Tops	MTBX36	36"W x 36"D x 28"H
Cain X-Base for 36-42" Table Tops	MTBX30	30"W x 30"D x 28"H
Cain X-Base for 30" Table Tops	MTBX22	22"W x 22"D x 28"H



CAIN SQUARE BREAKROOM TABLES

48" Cain Square Breakroom Table	TB4848	48"W x 48"D x 29"H
42" Cain Square Breakroom Table	TB4242	42"W x 42"D x 29"H
36" Cain Square Breakroom Table	TB3636	36"W x 36"D x 29"H
30" Cain Square Breakroom Table	TB3030	30"W x 30"D x 29"H



CAIN ROUND BREAKROOM TABLES

48" Cain Round Breakroom Table	TB48RND	48"W x 48"D x 29"H
42" Cain Round Breakroom Table	TB42RND	42"W x 42"D x 29"H
36" Cain Round Breakroom Table	TB36RND	36"W x 36"D x 29"H
30" Cain Round Breakroom Table	TB30RND	30"W x 30"D x 29"H



CAIN CAFE T-BASE

Cain Café T-Base Legs (Set of 2)	MCBT22	22"W x 5"D x 41"H
----------------------------------	---------------	-------------------



CAIN CAFE TRAINING TABLES

66" x 24" Cain Café Training Table	MCTRCT6624	66"W x 24"D x 42"H
60" x 24" Cain Café Training Table	MCTRCT6024	60"W x 24"D x 42"H
48" x 24" Cain Café Training Table	MCTRCT4824	48"W x 24"D x 42"H



CAIN T-BASES

Cain T-Base Legs (Set of 2)	MTBT22	22"W x 5"D x 28"H
-----------------------------	---------------	-------------------



CAIN TRAINING TABLES

84" x 24" Cain Training Table	MTRCT8424	84"W x 24"D x 29"H
72" x 24" Cain Training Table	MTRCT7224	72"W x 24"D x 29"H
66" x 24" Cain Training Table	MTRCT6624	66"W x 24"D x 29"H
60" x 24" Cain Training Table	MTRCT6024	60"W x 24"D x 29"H
48" x 24" Cain Training Table	MTRCT4824	48"W x 24"D x 29"H
42" x 24" Cain Training Table	MTRCT4224	42"W x 24"D x 29"H



CAIN TRAINING TABLES W/ MODESTY PANELS

NEW

84" x 24" Cain Training Table	MTRCTM8424	84"W x 24"D x 29"H
72" x 24" Cain Training Table	MTRCTM7224	72"W x 24"D x 29"H
66" x 24" Cain Training Table	MTRCTM6624	66"W x 24"D x 29"H
60" x 24" Cain Training Table	MTRCTM6024	60"W x 24"D x 29"H
48" x 24" Cain Training Table	MTRCTM4824	48"W x 24"D x 29"H
42" x 24" Cain Training Table	MTRCTM4224	42"W x 24"D x 29"H

K O B E

The elegant Kobe collection puts the class in classroom. Both pedestal style X-Bases and matching T-Bases are raised off the ground, giving them an open, modern look. Adjustable leveling glides are interchangeable with casters providing a mobile option for labs, computer rooms or filing areas. Keep tables from drifting apart with Regency's simple and easy to use Training Table Connectors.

See Pages 10-11 for Kobe table specifications.

See Pages 28-29 for Accessories.

See Pages 30-39 for Seating.

See Pages 26-27 for Laminate Finishes.



TABLES

MKTRCT7224MH—Page 10

MKTRCC7224MH—Page 10

MKFTM7224MH—Page 11

TKB48RNDMH—Page 10

CHAIRS

2109COM—Page 38

8029BK—Page 32



K O B E



KOBE X-BASES

Kobe X-Base for 48" Table Tops	MKTBX36	36"W x 36"D x 28"H
Kobe X-Base for 36-42" Table Tops	MKTBX30	30"W x 30"D x 28"H
Kobe X-Base for 30" Table Tops	MKTBX22	22"W x 22"D x 28"H



KOBE SQUARE BREAKROOM TABLES

48" Kobe Square Breakroom Table	TKB4848	48"W x 48"D x 29"H
42" Kobe Square Breakroom Table	TKB4242	42"W x 42"D x 29"H
36" Kobe Square Breakroom Table	TKB3636	36"W x 36"D x 29"H
30" Kobe Square Breakroom Table	TKB3030	30"W x 30"D x 29"H



KOBE ROUND BREAKROOM TABLES

48" Kobe Round Breakroom Table	TKB48RND	48"W x 48"D x 29"H
42" Kobe Round Breakroom Table	TKB42RND	42"W x 42"D x 29"H
36" Kobe Round Breakroom Table	TKB36RND	36"W x 36"D x 29"H
30" Kobe Round Breakroom Table	TKB30RND	30"W x 30"D x 29"H



KOBE ADJUSTABLE POST LEG

Kobe Adjustable Post Leg	MKPL2629	6"W x 6"D x 26-30"H
--------------------------	-----------------	---------------------



KOBE T-BASE & CASTERS

Kobe T-Base Legs (Set of 2)	MKTBT22	22"W x 5"D x 28"H
Kobe T-Base Casters (Set of 4)	MKTBC4	3"W x 2"D x 3"H



KOBE TRAINING TABLES

84" x 24" Kobe Training Table	MKTRCT8424	84"W x 24"D x 29"H
72" x 30" Kobe Training Table	MKTRCT7230	72"W x 30"D x 29"H
72" x 24" Kobe Training Table	MKTRCT7224	72"W x 24"D x 29"H
66" x 30" Kobe Training Table	MKTRCT6630	66"W x 30"D x 29"H
66" x 24" Kobe Training Table	MKTRCT6624	66"W x 24"D x 29"H
60" x 30" Kobe Training Table	MKTRCT6030	60"W x 30"D x 29"H
60" x 24" Kobe Training Table	MKTRCT6024	60"W x 24"D x 29"H
48" x 30" Kobe Training Table	MKTRCT4830	48"W x 30"D x 29"H
48" x 24" Kobe Training Table	MKTRCT4824	48"W x 24"D x 29"H
42" x 30" Kobe Training Table	MKTRCT4230	42"W x 30"D x 29"H
42" x 24" Kobe Training Table	MKTRCT4224	42"W x 24"D x 29"H



KOBE MOBILE TRAINING TABLES

84" x 24" Kobe Mobile Training Table	MKTRCC8424	84"W x 24"D x 29"H
72" x 30" Kobe Mobile Training Table	MKTRCC7230	72"W x 30"D x 29"H
72" x 24" Kobe Mobile Training Table	MKTRCC7224	72"W x 24"D x 29"H
66" x 30" Kobe Mobile Training Table	MKTRCC6630	66"W x 30"D x 29"H
66" x 24" Kobe Mobile Training Table	MKTRCC6624	66"W x 24"D x 29"H
60" x 30" Kobe Mobile Training Table	MKTRCC6030	60"W x 30"D x 29"H
60" x 24" Kobe Mobile Training Table	MKTRCC6024	60"W x 24"D x 29"H
48" x 30" Kobe Mobile Training Table	MKTRCC4830	48"W x 30"D x 29"H
48" x 24" Kobe Mobile Training Table	MKTRCC4824	48"W x 24"D x 29"H
42" x 30" Kobe Mobile Training Table	MKTRCC4230	42"W x 30"D x 29"H
42" x 24" Kobe Mobile Training Table	MKTRCC4224	42"W x 24"D x 29"H



KOBE FLIP TOP BASES

Kobe Flip Base for 72-84" Table Tops	MKTBF16524	69"W x 21"D x 28"H
Kobe Flip Base for 48-60" Table Tops	MKTBF14824	46"W x 21"D x 28"H
Kobe Flip Base with Modesty for 72-84" Table Tops	MKTBF1M6524	69"W x 21"D x 28"H
Kobe Flip Base with Modesty for 48-60" Table Tops	MKTBF1M4824	46"W x 21"D x 28"H



KOBE TRAINING TABLES W/ MODESTY PANELS

NEW

84" x 24" Kobe Training Table with Modesty	MKTRCTM8424	84"W x 24"D x 29"H
72" x 30" Kobe Training Table with Modesty	MKTRCTM7230	72"W x 30"D x 29"H
72" x 24" Kobe Training Table with Modesty	MKTRCTM7224	72"W x 24"D x 29"H
66" x 30" Kobe Training Table with Modesty	MKTRCTM6630	66"W x 30"D x 29"H
66" x 24" Kobe Training Table with Modesty	MKTRCTM6624	66"W x 24"D x 29"H
60" x 30" Kobe Training Table with Modesty	MKTRCTM6030	60"W x 30"D x 29"H
60" x 24" Kobe Training Table with Modesty	MKTRCTM6024	60"W x 24"D x 29"H
48" x 30" Kobe Training Table with Modesty	MKTRCTM4830	48"W x 30"D x 29"H
48" x 24" Kobe Training Table with Modesty	MKTRCTM4824	48"W x 24"D x 29"H
42" x 30" Kobe Training Table with Modesty	MKTRCTM4230	42"W x 30"D x 29"H
42" x 24" Kobe Training Table with Modesty	MKTRCTM4224	42"W x 24"D x 29"H



KOBE FLIP TOP TRAINING TABLES

84" x 24" Kobe Flip Top Table	MKFT8424	84"W x 24"D x 29"H
72" x 30" Kobe Flip Top Table	MKFT7230	72"W x 30"D x 29"H
72" x 24" Kobe Flip Top Table	MKFT7224	72"W x 24"D x 29"H
60" x 30" Kobe Flip Top Table	MKFT6030	60"W x 30"D x 29"H
60" x 24" Kobe Flip Top Table	MKFT6024	60"W x 24"D x 29"H
48" x 30" Kobe Flip Top Table	MKFT4830	48"W x 30"D x 29"H
48" x 24" Kobe Flip Top Table	MKFT4824	48"W x 24"D x 29"H



KOBE FLIP TOP TRAINING TABLES WITH MODESTY

84" x 24" Kobe Flip Top Table with Modesty	MKFTM8424	84"W x 24"D x 29"H
72" x 30" Kobe Flip Top Table with Modesty	MKFTM7230	72"W x 30"D x 29"H
72" x 24" Kobe Flip Top Table with Modesty	MKFTM7224	72"W x 24"D x 29"H
60" x 30" Kobe Flip Top Table with Modesty	MKFTM6030	60"W x 30"D x 29"H
60" x 24" Kobe Flip Top Table with Modesty	MKFTM6024	60"W x 24"D x 29"H
48" x 30" Kobe Flip Top Table with Modesty	MKFTM4830	48"W x 30"D x 29"H
48" x 24" Kobe Flip Top Table with Modesty	MKFTM4824	48"W x 24"D x 29"H

K E E

Give everyone more room with the Kee table bases. Kee post legs come four to a table and include leveling glides so you have a steady table. Assembly is simple with just a few screws.

See Pages 14-15 for Kee table specifications.

See Pages 28-29 for Accessories.

See Pages 30-39 for Seating.

See Pages 26-27 for Laminate Finishes.



TABLES

MT6624PLBPBK—Page 14

TB36RNDCHBPBK—Page 14

CHAIRS

2309BK—Page 38





KEE ROUND BREAKROOM TABLES

48" Kee Round Breakroom Table	TB48RND8P	48"W x 48"D x 29"H
42" Kee Round Breakroom Table	TB42RND8P	42"W x 42"D x 29"H
36" Kee Round Breakroom Table	TB36RND8P	36"W x 36"D x 29"H



KEE SQUARE BREAKROOM TABLES

48" Kee Square Breakroom Table	TB48488P	48"W x 48"D x 29"H
42" Kee Square Breakroom Table	TB42428P	42"W x 42"D x 29"H
36" Kee Square Breakroom Table	TB36368P	36"W x 36"D x 29"H
30" Kee Square Breakroom Table	TB30308P	30"W x 30"D x 29"H



KEE POST LEG BASE

Kee Post Table Legs (Set of 4)	MTBP27	10"W x 10"D x 28"H
--------------------------------	---------------	--------------------



KEE TRAINING TABLES

72" x 24" Kee Training Table	MT72248P	72"W x 24"D x 29"H
66" x 24" Kee Training Table	MT66248P	66"W x 24"D x 29"H
60" x 24" Kee Training Table	MT60248P	60"W x 24"D x 29"H
48" x 24" Kee Training Table	MT48248P	48"W x 24"D x 29"H
42" x 24" Kee Training Table	MT42248P	42"W x 24"D x 29"H



KEE TRAINING TABLES W/ MODESTY PANELS

72" x 24" Kee Training Table with Modesty	MTM72248P	72"W x 24"D x 29"H
66" x 24" Kee Training Table with Modesty	MTM66248P	66"W x 24"D x 29"H
60" x 24" Kee Training Table with Modesty	MTM60248P	60"W x 24"D x 29"H
48" x 24" Kee Training Table with Modesty	MTM48248P	48"W x 24"D x 29"H
42" x 24" Kee Training Table with Modesty	MTM42248P	42"W x 24"D x 29"H



KEE ADJUSTABLE ROUND BREAKROOM TABLES

48" Kee Adjustable Round Table	TB48RNDAP	48"W x 48"D x 23-34"H
42" Kee Adjustable Round Table	TB42RNDAP	42"W x 42"D x 23-34"H
36" Kee Adjustable Round Table	TB36RNDAP	36"W x 36"D x 23-34"H
30" Kee Adjustable Round Table	TB30RNDAP	30"W x 30"D x 23-34"H



KEE ADJUSTABLE SQUARE BREAKROOM TABLES

48" Kee Adjustable Square Table	TB4848AP	48"W x 48"D x 23-34"H
42" Kee Adjustable Square Table	TB4242AP	42"W x 42"D x 23-34"H
36" Kee Adjustable Square Table	TB3636AP	36"W x 36"D x 23-34"H
30" Kee Adjustable Square Table	TB3030AP	30"W x 30"D x 23-34"H



KEE ADJUSTABLE HEIGHT LEG BASE & CASTERS

Kee Adjustable Legs (Set of 4)	MABP27	10"W x 10"D x 22-33"H
Casters for Kee Adjustable Legs	MABP27CASTER	3"W x 3"D x 3"H



KEE ADJUSTABLE TRAINING TABLES

72" x 30" Kee Adjustable Table	MT7230AP	72"W x 30"D x 23-34"H
72" x 24" Kee Adjustable Table	MT7224AP	72"W x 24"D x 23-34"H
66" x 30" Kee Adjustable Table	MT6630AP	66"W x 30"D x 23-34"H
66" x 24" Kee Adjustable Table	MT6624AP	66"W x 24"D x 23-34"H
60" x 30" Kee Adjustable Table	MT6030AP	60"W x 30"D x 23-34"H
60" x 24" Kee Adjustable Table	MT6024AP	60"W x 24"D x 23-34"H
48" x 30" Kee Adjustable Table	MT4830AP	48"W x 30"D x 23-34"H
48" x 24" Kee Adjustable Table	MT4824AP	48"W x 24"D x 23-34"H
42" x 30" Kee Adjustable Table	MT4230AP	42"W x 30"D x 23-34"H
42" x 24" Kee Adjustable Table	MT4224AP	42"W x 24"D x 23-34"H



NEW

KEE ADJUSTABLE TRAINING TABLES W/ MODESTY PANELS

72" x 30" Kee Adj. Table w/ Modesty	MTM7230AP	72"W x 30"D x 23-34"H
72" x 24" Kee Adj. Table w/ Modesty	MTM7224AP	72"W x 24"D x 23-34"H
66" x 30" Kee Adj. Table w/ Modesty	MTM6630AP	66"W x 30"D x 23-34"H
66" x 24" Kee Adj. Table w/ Modesty	MTM6624AP	66"W x 24"D x 23-34"H
60" x 30" Kee Adj. Table w/ Modesty	MTM6030AP	60"W x 30"D x 23-34"H
60" x 24" Kee Adj. Table w/ Modesty	MTM6024AP	60"W x 24"D x 23-34"H
48" x 30" Kee Adj. Table w/ Modesty	MTM4830AP	48"W x 30"D x 23-34"H
48" x 24" Kee Adj. Table w/ Modesty	MTM4824AP	48"W x 24"D x 23-34"H
42" x 30" Kee Adj. Table w/ Modesty	MTM4230AP	42"W x 30"D x 23-34"H
42" x 24" Kee Adj. Table w/ Modesty	MTM4224AP	42"W x 24"D x 23-34"H

VIA

No matter what room you're planning, let the Via Collection take you there. These modern tables are perfect in stylish café or coffee shop settings as well as lunch rooms. With bases available in two modern finishes, Via is sure to contribute a contemporary look to any room.

See Pages 18-19 for Via table specifications.

See Page 28-29 for Accessories.

See Pages 30-39 for Seating.

See Pages 26-27 for Laminate Finishes.



TABLES

TVCX3636MWCM—Page 18

TVX36RNDMHCM—Page 19

TVP36RNDMHCM—Page 19

CHAIRS

4400BK—Page 31

4495BK—Page 31

7701JVBK—Page 30

7702JVBK—Page 30



**VIA CAFE PLATTER BASE**

Via Café Platter Base for 30-36" Table Tops	MVCTBP24	30"W x 30"D x 41"H
---	-----------------	--------------------

**VIA CAFE X-BASES**

Via Café X-Base for 36" Table Tops	MVCTBX30	30"W x 30"D x 41"H
Via Café X-Base for 30" Table Tops	MVCTBX22	22"W x 22"D x 41"H

**VIA CAFE PLATTER BASE TABLES**

36" Via Café Square Platter Base Table	TVCP3636	36"W x 36"D x 42"H
30" Via Café Square Platter Base Table	TVCP3030	30"W x 30"D x 42"H
36" Via Café Round Platter Base Table	TVCP36RND	36"W x 36"D x 42"H
30" Via Café Round Platter Base Table	TVCP30RND	30"W x 30"D x 42"H

**VIA CAFE X-BASE TABLES**

36" Via Café Square X-Base Table	TVCX3636	36"W x 36"D x 42"H
30" Via Café Square X-Base Table	TVCX3030	30"W x 30"D x 42"H
36" Via Café Round X-Base Table	TVCX36RND	36"W x 36"D x 42"H
30" Via Café Round X-Base Table	TVCX30RND	30"W x 30"D x 42"H

**VIA PLATTER BASES**

Via Platter Base for 48" Table Tops	MVTBP30	30"W x 30"D x 28"H
Via Platter Base for 30-42" Table Tops	MVTBP24	24"W x 24"D x 28"H

**VIA X-BASES**

Via X-Base for 48" Table Tops	MVTBX36	36"W x 36"D x 28"H
Via X-Base for 36-42" Table Tops	MVTBX30	30"W x 30"D x 28"H
Via X-Base for 30" Table Tops	MVTBX22	22"W x 22"D x 28"H



VIA PLATTER BASE BREAKROOM TABLES

48" Via Square Platter Base Breakroom Table	TVP4848	48"W x 48"D x 29"H
42" Via Square Platter Base Breakroom Table	TVP4242	42"W x 42"D x 29"H
36" Via Square Platter Base Breakroom Table	TVP3636	36"W x 36"D x 29"H
30" Via Square Platter Base Breakroom Table	TVP3030	30"W x 30"D x 29"H
48" Via Round Platter Base Breakroom Table	TVP48RND	48"W x 48"D x 29"H
42" Via Round Platter Base Breakroom Table	TVP42RND	42"W x 42"D x 29"H
36" Via Round Platter Base Breakroom Table	TVP36RND	36"W x 36"D x 29"H
30" Via Round Platter Base Breakroom Table	TVP30RND	30"W x 30"D x 29"H



VIA X-BASE BREAKROOM TABLES

48" Via Square X-Base Breakroom Table	TVX4848	48"W x 48"D x 29"H
42" Via Square X-Base Breakroom Table	TVX4242	42"W x 42"D x 29"H
36" Via Square X-Base Breakroom Table	TVX3636	36"W x 36"D x 29"H
30" Via Square X-Base Breakroom Table	TVX3030	30"W x 30"D x 29"H
48" Via Round X-Base Breakroom Table	TVX48RND	48"W x 48"D x 29"H
42" Via Round X-Base Breakroom Table	TVX42RND	42"W x 42"D x 29"H
36" Via Round X-Base Breakroom Table	TVX36RND	36"W x 36"D x 29"H
30" Via Round X-Base Breakroom Table	TVX30RND	30"W x 30"D x 29"H



VIA T-BASE

Via T-Base Legs (Set of 2)	MVTBT22	22"W x 4"D x 28"H
----------------------------	----------------	-------------------



VIA TRAINING TABLES

84" x 24" Via Training Table	MVTRCT8424	84"W x 24"D x 29"H
72" x 24" Via Training Table	MVTRCT7224	72"W x 24"D x 29"H
66" x 24" Via Training Table	MVTRCT6624	66"W x 24"D x 29"H
60" x 24" Via Training Table	MVTRCT6024	60"W x 24"D x 29"H
48" x 24" Via Training Table	MVTRCT4824	48"W x 24"D x 29"H
42" x 24" Via Training Table	MVTRCT4224	42"W x 24"D x 29"H



VIA TRAINING TABLES W/ MODESTY PANELS

NEW

84" x 24" Via Training Table w/ Modesty	MVTRCTM8424	84"W x 24"D x 29"H
72" x 24" Via Training Table w/ Modesty	MVTRCTM7224	72"W x 24"D x 29"H
66" x 24" Via Training Table w/ Modesty	MVTRCTM6624	66"W x 24"D x 29"H
60" x 24" Via Training Table w/ Modesty	MVTRCTM6024	60"W x 24"D x 29"H
48" x 24" Via Training Table w/ Modesty	MVTRCTM4824	48"W x 24"D x 29"H
42" x 24" Via Training Table w/ Modesty	MVTRCTM4224	42"W x 24"D x 29"H

STRUCTURE TABLES

Build your office from the ground up with the Structure Collection. These open-leg table and desk bases give any office a completely modern look. O-Shaped leg bases are constructed of durable metal and finished with a protective black or grey powder coating to match any decor. Tabletops mount to offsets on the legs and give them a modern “floating” look. Leveling glides keep the tabletop level and are easy to adjust.

See Pages 22-23 for Via table specifications.

See Page 28-29 for Accessories.

See Pages 30-39 for Seating.

See Pages 26-27 for Laminate Finishes.

TABLES

STT6630COM—Page 22

CHAIRS

1295GY—Page 32



STRUCTURE **NEW**



STRUCTURE O-LEGS

Structure 36" O-Legs (Set of 2)	STLG2836	7.5"W x 36"D x 28"H
Structure 30" O-Legs (Set of 2)	STLG2830	7.5"W x 30"D x 28"H
Structure 24" O-Legs (Set of 2)	STLG2824	7.5"W x 24"D x 28"H



STRUCTURE 24" WIDE TABLES

72" x 24" Structure Training Table	STT7224	72"W x 24"D x 29"H
66" x 24" Structure Training Table	STT6624	66"W x 24"D x 29"H
60" x 24" Structure Training Table	STT6024	60"W x 24"D x 29"H
48" x 24" Structure Training Table	STT4824	48"W x 24"D x 29"H
42" x 24" Structure Training Table	STT4224	42"W x 24"D x 29"H



STRUCTURE 30" WIDE TABLES

72" x 30" Structure Training Table	STT7230	72"W x 30"D x 29"H
66" x 30" Structure Training Table	STT6630	66"W x 30"D x 29"H
60" x 30" Structure Training Table	STT6030	60"W x 30"D x 29"H



STRUCTURE 36" WIDE TABLES

72" x 36" Structure Training Table	STT7236	72"W x 36"D x 29"H
66" x 36" Structure Training Table	STT6636	66"W x 36"D x 29"H



STRUCTURE 24" WIDE TABLES W/ MODESTY PANELS

72" x 24" Structure Training Table w/ Modesty Panel	STTM7224	72"W x 24"D x 29"H
66" x 24" Structure Training Table w/ Modesty Panel	STTM6624	66"W x 24"D x 29"H
60" x 24" Structure Training Table w/ Modesty Panel	STTM6024	60"W x 24"D x 29"H
48" x 24" Structure Training Table w/ Modesty Panel	STTM4824	48"W x 24"D x 29"H
42" x 24" Structure Training Table w/ Modesty Panel	STTM4224	42"W x 24"D x 29"H



STRUCTURE 30" WIDE TABLES W/ MODESTY PANELS

72" x 30" Structure Training Table w/ Modesty Panel	STTM7230	72"W x 30"D x 29"H
66" x 30" Structure Training Table w/ Modesty Panel	STTM6630	66"W x 30"D x 29"H
60" x 30" Structure Training Table w/ Modesty Panel	STTM6030	60"W x 30"D x 29"H



STRUCTURE 36" WIDE TABLES W/ MODESTY PANELS

72" x 36" Structure Training Table w/ Modesty Panel	STTM7236	72"W x 36"D x 29"H
66" x 36" Structure Training Table w/ Modesty Panel	STTM6636	66"W x 36"D x 29"H

TABLE TOPS



Our Premium Laminate table tops feature a 1-1/8" thick Wilsonart high pressure laminate surface with a 25 mm corner radius and black T-mold edge band. These laminates are scratch, stain and scald resistant and built to withstand daily use. Made in the U.S.A.

Please allow an extended lead time of 3 weeks.

The standard Laminate table tops feature a 1" thick thermal fused melamine laminate work surface with a 25 mm corner radius and black T-mold edge band. These laminates are also scratch, stain and scald resistant.

A standard lead time applies.



SQUARE TOPS

48" Premium Square Table Top	TTSQP4848	48"W x 48"D x 1.125"H
48" Standard Square Table Top	TTSQ4848	48"W x 48"D x 1"H
42" Premium Square Table Top	TTSQP4242	42"W x 42"D x 1.125"H
42" Standard Square Table Top	TTSQ4242	42"W x 42"D x 1"H
36" Premium Square Table Top	TTSQP3636	36"W x 36"D x 1.125"H
36" Standard Square Table Top	TTSQ3636	36"W x 36"D x 1"H
30" Premium Square Table Top	TTSQP3030	30"W x 30"D x 1.125"H
30" Standard Square Table Top	TTSQ3030	30"W x 30"D x 1"H



ROUND TOPS

48" Premium Round Table Top	TTRDP48	48"W x 48"D x 1.125"H
48" Standard Round Table Top	TTRD48	48"W x 48"D x 1"H
42" Premium Round Table Top	TTRDP42	42"W x 42"D x 1.125"H
42" Standard Round Table Top	TTRD42	42"W x 42"D x 1"H
36" Premium Round Table Top	TTRDP36	36"W x 36"D x 1.125"H
36" Standard Round Table Top	TTRD36	36"W x 36"D x 1"H
30" Premium Round Table Top	TTRDP30	30"W x 30"D x 1.125"H
30" Standard Round Table Top	TTRD30	30"W x 30"D x 1"H



30"D RECTANGLE TOPS

96" x 30" Premium Rectangle Table Top	TTRCP9630	96"W x 30"D x 1.125"H
84" x 30" Premium Rectangle Table Top	TTRCP8430	84"W x 30"D x 1.125"H
72" x 30" Premium Rectangle Table Top	TTRCP7230	72"W x 30"D x 1.125"H
72" x 30" Standard Rectangle Table Top	TTRC7230	72"W x 30"D x 1"H
66" x 30" Premium Rectangle Table Top	TTRCP6630	66"W x 30"D x 1.125"H
66" x 30" Standard Rectangle Table Top	TTRC6630	66"W x 30"D x 1"H
48" x 30" Premium Rectangle Table Top	TTRCP4830	48"W x 30"D x 1.125"H
42" x 30" Premium Rectangle Table Top	TTRCP4230	42"W x 30"D x 1.125"H
36" x 30" Premium Rectangle Table Top	TTRCP3630	36"W x 30"D x 1.125"H



24"D RECTANGLE TOPS

96" x 24" Premium Rectangle Table Top	TTRCP9624	96"W x 24"D x 1.125"H
84" x 24" Premium Rectangle Table Top	TTRCP8424	84"W x 24"D x 1.125"H
84" x 24" Standard Rectangle Table Top	TTRC8424	84"W x 24"D x 1"H
72" x 24" Premium Rectangle Table Top	TTRCP7224	72"W x 24"D x 1.125"H
72" x 24" Standard Rectangle Table Top	TTRC7224	72"W x 24"D x 1"H
66" x 24" Premium Rectangle Table Top	TTRCP6624	66"W x 24"D x 1.125"H
66" x 24" Standard Rectangle Table Top	TTRC6624	66"W x 24"D x 1"H
60" x 24" Premium Rectangle Table Top	TTRCP6024	60"W x 24"D x 1.125"H
60" x 24" Standard Rectangle Table Top	TTRC6024	60"W x 24"D x 1"H
48" x 24" Premium Rectangle Table Top	TTRCP4824	48"W x 24"D x 1.125"H
48" x 24" Standard Rectangle Table Top	TTRC4824	48"W x 24"D x 1"H
42" x 24" Premium Rectangle Table Top	TTRCP4224	42"W x 24"D x 1.125"H
42" x 24" Standard Rectangle Table Top	TTRC4224	42"W x 24"D x 1"H
36" x 24" Premium Rectangle Table Top	TTRCP3624	36"W x 24"D x 1.125"H
30" x 24" Premium Rectangle Table Top	TTRCP3024	30"W x 24"D x 1.125"H



PENINSULA TOPS

72" x 36" Premium Peninsula Table Top	TTPP7236	72"W x 36"D x 1.125"H
72" x 30" Premium Peninsula Table Top	TTPP7230	72"W x 30"D x 1.125"H
66" x 36" Premium Peninsula Table Top	TTPP6636	66"W x 36"D x 1.125"H
66" x 30" Premium Peninsula Table Top	TTPP6630	66"W x 30"D x 1.125"H
60" x 36" Premium Peninsula Table Top	TTPP6036	60"W x 36"D x 1.125"H
60" x 30" Premium Peninsula Table Top	TTPP6030	60"W x 30"D x 1.125"H



Our Premium Laminate table tops feature a 1-1/8" thick Wilsonart high pressure laminate surface with a 25 mm corner radius and black T-mold edge band. These laminates are scratch, stain and scald resistant and built to withstand daily use. Made in the U.S.A.

Please allow an extended lead time of 3 weeks.

The standard Laminate table tops feature a 1" thick thermal fused melamine laminate work surface with a 25 mm corner radius and black T-mold edge band. These laminates are also scratch, stain and scald resistant.

A standard lead time applies.



STRUCTURE SQUARE EDGED TOPS

72" x 36" Structure Table Top	STTI7236	72"W x 36"D x 1"H
72" x 30" Structure Table Top	STTI7230	72"W x 30"D x 1"H
72" x 24" Structure Table Top	STTI7224	72"W x 24"D x 1"H
66" x 36" Structure Table Top	STTI6636	66"W x 36"D x 1"H
66" x 30" Structure Table Top	STTI6630	66"W x 30"D x 1"H
66" x 24" Structure Table Top	STTI6624	66"W x 24"D x 1"H
60" x 30" Structure Table Top	STTI6030	60"W x 30"D x 1"H
60" x 24" Structure Table Top	STTI6024	60"W x 24"D x 1"H
48" x 24" Structure Table Top	STTI4824	48"W x 24"D x 1"H
42" x 24" Structure Table Top	STTI4224	42"W x 24"D x 1"H



TRAPEZOID TOPS

72" x 30" Premium Trapezoid Table Top	TTTZP7230	72"W x 30"D x 1.125"H
72" x 30" Standard Trapezoid Table Top	TTTZ7230	72"W x 30"D x 1"H
66" x 30" Premium Trapezoid Table Top	TTTZP6630	66"W x 30"D x 1.125"H
66" x 30" Standard Trapezoid Table Top	TTTZ6630	66"W x 30"D x 1"H
60" x 30" Premium Trapezoid Table Top	TTTZP6030	60"W x 30"D x 1.125"H
60" x 30" Standard Trapezoid Table Top	TTTZ6030	60"W x 30"D x 1"H
48" x 24" Premium Trapezoid Table Top	TTTZP4824	48"W x 24"D x 1.125"H
48" x 24" Standard Trapezoid Table Top	TTTZ74824	48"W x 24"D x 1"H



KIDNEY TOPS

72" x 48" Premium Kidney Table Top	TTKYP7248	72"W x 48"D x 1.125"H
72" x 48" Standard Kidney Table Top	TTKY7248	72"W x 48"D x 1"H



HORSESHOE TOPS

66" x 60" Premium Horseshoe Table Top	TTHSP6660	66"W x 60"D x 1.125"H
66" x 60" Standard Horseshoe Table Top	TTHS6660	66"W x 60"D x 1"H



FLOWER TOPS

60" Premium Flower Table Top	TTFWP60	60"W x 60"D x 1.125"H
60" Standard Flower Table Top	TTF60	60"W x 60"D x 1"H



CLOVER TOPS

48" Premium Clover Table Top	TTCLP48	48"W x 48"D x 1.125"H
48" Standard Clover Table Top	TTCL48	48"W x 48"D x 1"H

LAMINATES


Standard Laminate Finishes

1" thick thermal fused melamine laminate work surface and a black T-mold edge.



Premium Laminate Finishes - *Special Order*

1-1/8" high pressure laminate surface and a black T-mold edge band.



■ **Additional Premium Laminate Finishes are available. Please call customer service for details.**
Please allow an extended lead time of 3 weeks for all Premium table tops.

**Premium Laminate Finishes - Special Order**

1-1/8" high pressure laminate surface and a black T-mold edge band.



4633
NATURAL NEBULA



4623
GRAPHITE NEBULA



4876
SHEER MESH



4878
PEWTER MESH



4937
PINBALL




4968
URBAN IRON




4860K
SILVER ALCHEMY



4861K
GOLD ALCHEMY



4961
DENIM




4934
AQUA FIZZ




4745
MAROOCHY BRUSH



4915
TANGERINE



4918
SPROUT



4919
BLUE AGAVE




4914
POMEGRANATE



7976K
WHITE CYPRESS



7954
NATURAL RIFT



7928
CASTLE OAK



7946
BRAZILWOOD



7953
HARVEST MAPLE



7937
RIVER CHERRY



7960K
STUDIO TEAK



7964K
SKYLINE WALNUT



7948K
MAMBO



7924K
BILTMORE CHERRY



7039K
WINDSOR MAHOGANY



7122K
EMPIRE MAHOGANY



7956K
HONDURAN MAHOGANY



7943K
COLOMBIAN WALNUT




7933K
CAFELE

■ Additional Premium Laminate Finishes are available. Please call customer service for details.
Please allow an extended lead time of 3 weeks for all Premium table tops.

ACCESSORIES



(A) TTCT2




(B) PCH



(C) 44GANG



(D) MTS46/ MTS60



(E) UPD6616/ UPD7216



ACCESSORIES

(A) TTCT2 TRAINING TABLE CONNECTOR

2.5" x 1.25" x 1" PRODUCT DIMENSIONS (W x D x H)

1 PRODUCT WEIGHT (LBS)

- Sold in a set of 2.
- Fastens (2) Regency training tables to one another.
- Sturdy latch and handle design.
- Lock and unlock tables in a neat and orderly fashion.
- Requires a custom installation. Please contact customer service at 1-866-816-9822 for details.

(B) PCH POWER CABLE HANGER

.75" x 1" x 2" PRODUCT DIMENSIONS (W x D x H)

1 PRODUCT WEIGHT (LBS)

- Used to mount power cables to underside of desk/table surface.

(C) 44GANG GANGING BRACKET FOR ZENG

.5" x 2" x .5" PRODUCT DIMENSIONS (W x D x H)

1 PRODUCT WEIGHT (LBS)

- Sold in a set of 2.
- Fastens (2) Zeng series stack chairs (see page 31) to one another.
- constructed of sturdy black plastic.

(D) MTS46 STIFFENER FOR 60" TABLE TOPS

46" x 2.5" x 1" PRODUCT DIMENSIONS (W x D x H)

2 PRODUCT WEIGHT (LBS)

MTS60 STIFFENER FOR 66-84" TABLE TOPS

60" x 2.5" x 1" PRODUCT DIMENSIONS (W x D x H)

3 PRODUCT WEIGHT (LBS)

- Metal V-channel reinforces table tops.
- Mount to the underside of virtually any surface.

(E) UPD6616 66" UNIVERSAL PRIVACY DIVIDER

65" x 16" x 1.5" PRODUCT DIMENSIONS (W x D x H)

21 PRODUCT WEIGHT (LBS)

UPD7216 72" UNIVERSAL PRIVACY DIVIDER

71" x 16" x 1.5" PRODUCT DIMENSIONS (W x D x H)

23 PRODUCT WEIGHT (LBS)

- Use with any desk, training table or virtually any other wood surface.
- Panel is supported by 3 mounting brackets that attach directly to the desk or tabletop.
- Constructed of durable frosted plexiglass.



(F) PPCHP



(G) Flow Power System



(H) UFB315



(I) DPEL2



(J) PHDMI



ACCESSORIES

(F) PPCHP POWER/CHARGING PORT

7" x 2" x 1.5" PRODUCT DIMENSIONS (W x D x H)

2 PRODUCT WEIGHT (LBS)

- (2) AC 125V 60Hz outlets and (2) USB 2.1 AMP charging ports
- 10-foot output power cable that plugs directly into a standard 3-prong outlet.
- Can be placed in any other desk, training table or conference table with a custom cut.

(G) PV241UD60BK FLOW POWER SYSTEM

61" x 3" x 3" PRODUCT DIMENSIONS (W x D x H)

15 PRODUCT WEIGHT (LBS)

- Includes (1) Flow Power Block, (1) Flush Grommet Cover, (2) interconnecting cables for 60-inch tables and (4) cable clamps- Professional electrician recommended for installation
- Flow can be configured in any order so there is no limitation to your office setup.
- Link together multiple power blocks from a single infeed and rearrange, add or replace stations in a snap.

(H) UFB315 15" UNIVERSAL FLAT BRACKET

15" x 3" x .125" PRODUCT DIMENSIONS (W x D x H)

3 PRODUCT WEIGHT (LBS)

- Ideal for connecting returns and bridges to desktops when creating L or U-Desks.
- 6 holes on each side for threading wood screws.
- Constructed of heavy duty metal and can add support as well as stability.

(I) DPEL2 POWER & DATA PORT

9" x 6" x 4" PRODUCT DIMENSIONS (W x D x H)

3 PRODUCT WEIGHT (LBS)

- Features (2) USB 2.0 ports, (2) USB charging ports, (2) AC 125V 60Hz power outlets, (1) front/rear ethernet port, (1) front/rear USB port & (1) front/rear phone port.
- A black cover plate offers a clean neat look and is angled toward the user for convenience.
- Can be placed in any Regency conference table, desk or training table with a custom cut.

(J) PHDMI FORM HDMI POWER BLOCK

13" x 8" x 9" PRODUCT DIMENSIONS (W x D x H)

18 PRODUCT WEIGHT (LBS)

- Connect up to four HDMI capable devices and easily choose which device displays on-screen with the touch of a button.
- No additional software is required. Simply connect to a power source and then connect the output cable into an HDMI ready display.
- (4) HDMI Inputs with cables and share buttons, (4) Power Outlets and (4) USB Charging ports to keep your devices fully charged, even while in use.
- Can be placed in any Regency conference table, desk or training table with a custom cut.

TRAINING, STACK & CAFE SEATING



NOVA 7701

31" x 29" x 33"	PRODUCT DIMENSIONS (W x D x H)
53	PRODUCT WEIGHT (LBS)
21" x 19"	SEAT DIMENSIONS (W x D)
21" x 16"	BACK DIMENSIONS (W x H)
18"	SEAT HEIGHT (FROM FLOOR)
8"	ARM HEIGHT (FROM SEAT)

The Nova Tablet Arm Chair is just what you have been looking for. The tablet surface features a 360 degree swivel and is large enough to support most laptops, tablets and notebooks. Switch the tablet surface from the left to the right side by inserting it into a cup holder that is inset into both plush arms. The cup holder not in use can double as a pencil, smartphone or glasses holder. Store your books and personal items on a built-in shelf below the seat. A chrome colored handle in the back of the chair makes for easy mobility. The Nova moves around on 4 sturdy casters and can support up to 400lbs, making it perfect for independent and collaborative learning environments.



SUPERNOVA 7702

56" x 29" x 33"	PRODUCT DIMENSIONS (W x D x H)
79	PRODUCT WEIGHT (LBS)
45" x 19"	SEAT DIMENSIONS (W x D)
45" x 16"	BACK DIMENSIONS (W x H)
18"	SEAT HEIGHT (FROM FLOOR)
8"	ARM HEIGHT (FROM SEAT)

The Supernova Tablet Arm Loveseat is designed to complement the Nova Tablet Arm Chair, but looks great on its own. Both tablet surfaces swivel 360 degrees and are large enough to support most laptops, tablets and notebooks. Remove either tablet if desired by removing from the inset cup holder. Store your books and personal items on two built-in shelves below the seat. Both the shelf and tablet surfaces come in a rich Java finish. The Supernova is perfect for both independent and collaborative learning environments as well as waiting rooms, reception areas, lounges or entryways.



ZENG STOOL 4495



24" x 26" x 43" PRODUCT DIMENSIONS (W x D x H)

17 PRODUCT WEIGHT (LBS)

18" x 16" SEAT DIMENSIONS (W x D)

20" x 12" BACK DIMENSIONS (W x H)

31" SEAT HEIGHT (FROM FLOOR)

With a seat height of 31-inches, the Zeng Stack Stool is a perfect choice for cafe tables, bars, lunch counters or stand up desks. The sturdy black Polypropylene seat and back are color permeated so scuffs are less noticeable. The Zeng seat and back are treated with an anti-microbial agent, which makes it ideal for schools, waiting rooms, cafeterias and more. A reinforced black metal frame is designed to support up to 250lbs and a built in handle makes moving the chair easier. The Zeng can be easily stored away in stacks of 12, ships assembled and is ready to use immediately. Connect one Zeng stool chair to another with the 44GANG- see page 28.



ZENG 4400



22" x 17" x 31" PRODUCT DIMENSIONS (W x D x H)

12 PRODUCT WEIGHT (LBS)

18" x 16" SEAT DIMENSIONS (W x D)

20" x 12" BACK DIMENSIONS (W x H)

17" SEAT HEIGHT (FROM FLOOR)

Regency's Patent-Pending Zeng stack chair is not only unique, but durable, sturdy and versatile as well. The seat and back are available in Black, Blue, and Grey and are color permeated so scuffs are less noticeable. The Zeng seat and back are treated with an anti-microbial agent, which makes it perfect for schools, waiting rooms, cafeterias and more. A reinforced black metal frame is designed to support up to 400lbs and a built in handle makes moving the chair easier. The Zeng can be easily stored away in stacks of 25, ships assembled and is ready to use immediately. Connect one Zeng stack chair to another with the 44GANG- see page 28.



BLACK

BLUE

GREY



PADDED ZENG 4450

22" x 17" x 31" PRODUCT DIMENSIONS (W x D x H)

12 PRODUCT WEIGHT (LBS)

18" x 16" SEAT DIMENSIONS (W x D)

20" x 12" BACK DIMENSIONS (W x H)

17" SEAT HEIGHT (FROM FLOOR)

The Padded Zeng Stack Chair has a sturdy black Polypropylene seat and back that is covered in a black cushion for a more comfortable chair. Perfect for breakrooms, classrooms, waiting areas and more, the Padded Zeng is a great choice when you need both comfort and durability. A reinforced black metal frame is designed to support up to 400lbs and a built in handle makes moving the chair easier. The Zeng can be stored away in stacks of 25, ships assembled and is ready to use immediately. Connect one Zeng stack chair to another with the 44GANG- see page 28.

TRAINING, STACK & CAFE SEATING



'M' STACKER 4700

20" x 16" x 30"	PRODUCT DIMENSIONS (W x D x H)
9	PRODUCT WEIGHT (LBS)
18" x 16"	SEAT DIMENSIONS (W x D)
18" x 13"	BACK DIMENSIONS (W x H)
17"	SEAT HEIGHT (FROM FLOOR)

The "M" stack chair by Regency offers durability, style and value. This sturdy, lightweight stack chair is ideal for cafeterias, lunch rooms and break rooms and is available in Blue, Black, Burgundy and Grey finishes. Its black metal frame and contoured plastic seat and back are strong and easy to clean. This versatile stack chair easily stores away in stacks of 12 and features a built-in handle for easy mobility. The "M" ships assembled and is ready to use right out of the box.



BLACK BLUE BURGUNDY GREY



RESTAURANT 8029

16" x 17" x 33"	PRODUCT DIMENSIONS (W x D x H)
12	PRODUCT WEIGHT (LBS)
16" x 16"	SEAT DIMENSIONS (W x D)
12" x 12"	BACK DIMENSIONS (W x H)
17"	SEAT HEIGHT (FROM FLOOR)

The Restaurant Stacker is for more than just restaurants! Inspired by the classic black café look, this stack chair is designed for use in almost any setting- lunchrooms, break rooms, cafeterias, auditoriums, and more! The water-repellent vinyl seat and back easily wipe clean with a damp cloth. Reinforced cross-bracing on the black metal frame back this versatile stack chair suitable for every day wear and tear. The Restaurant Stacker can easily be stored away in stacks of 12 and it ships assembled, ready to use immediately.



RIVET 1295

16" x 16" x 26"	PRODUCT DIMENSIONS (W x D x H)
11	PRODUCT WEIGHT (LBS)
12" x 12"	SEAT DIMENSIONS (W x D)
26"	SEAT HEIGHT (FROM FLOOR)

The Rivet stack stool provides a modern alternative to traditional stack seating. This bright metallic grey stool looks great with training tables, stand-up desks, conference tables or in lounge areas and waiting rooms. Lightweight and durable, there is a built-in carrying handle that makes moving easy. A footrest and reinforced cross-bracing adds to the comfort and stability of the Rivet. This stool can be easily stored away in stacks of 8. The Rivet ships assembled and is ready to use right out of the box.



GLOW 13" 1600

12" x 12" x 13"	PRODUCT DIMENSIONS (W x D x H)
6	PRODUCT WEIGHT (LBS)
12" x 12"	SEAT DIMENSIONS (W x D)
13"	SEAT HEIGHT (FROM FLOOR)




GLOW 15" 1620

12" x 12" x 15"	PRODUCT DIMENSIONS (W x D x H)
7	PRODUCT WEIGHT (LBS)
12" x 12"	SEAT DIMENSIONS (W x D)
15"	SEAT HEIGHT (FROM FLOOR)



GLOW 17" 1640

12" x 12" x 17"	PRODUCT DIMENSIONS (W x D x H)
7	PRODUCT WEIGHT (LBS)
12" x 12"	SEAT DIMENSIONS (W x D)
17"	SEAT HEIGHT (FROM FLOOR)



Glow stools are a perfect fit in classrooms, libraries, playrooms, at circle time or activity tables. Designed for students on the move, these stools feature convex bases that allow for movement in all directions while seated, which means even restless students can still move around without disrupting the rest of the class. Non-skid padding on the bases prevent unwanted slipping. Durable construction and ergonomic design encourages good posture at an age where developing habits of healthy posture are most important. A padded seating surface provides a safer alternative to hard plastic alone. Its vibrant blue or red finish will brighten up any classroom, activity room or waiting area. Glow stools ship assembled and are ready to use immediately.



TRAINING, STACK & CAFE SEATING



NEW

GROW HEIGHT
ADJUSTABLE 1700

12" x 12" x 15-19"	PRODUCT DIMENSIONS (W x D x H)
10	PRODUCT WEIGHT (LBS)
12" x 12"	SEAT DIMENSIONS (W x D)
15-19"	SEAT HEIGHT (FROM FLOOR)

Grow stools are a perfect fit in classrooms, libraries, playrooms, at circle time or activity tables. Designed for students on the move, these stools feature convex bases that allow for movement in all directions while seated, which means even restless students can still move around without disrupting the rest of the class. Non-skid padding on the bases prevent unwanted slipping. Durable construction and ergonomic design encourages good posture at an age where developing habits of healthy posture are most important. Grow stools are height adjustable, making them ideal for rooms with students of every age. The seat on the red and blue stools are upholstered in a black mesh fabric. The seat on the Black model is a durable vinyl that wipes clean easily.



NEW

GROW BAR HEIGHT 1720

12" x 12" x 23-26"	PRODUCT DIMENSIONS (W x D x H)
11	PRODUCT WEIGHT (LBS)
12" x 12"	SEAT DIMENSIONS (W x D)
23-26"	SEAT HEIGHT (FROM FLOOR)

Grow bar height stools are a perfect fit in classrooms, libraries, cafes, offices or conference tables. Designed for people on the move, these stools feature convex bases that allow for movement in all directions while seated, which means users can still move around without disrupting others. Non-skid padding on the bases prevent unwanted slipping. Durable construction and ergonomic design encourages good posture and activity throughout the day. The Bar Height Grow Stool is height adjustable making it ideal for rooms with teens to adults and both counter height and regular height tables. Its classic black finish will match decor in any classroom, activity room or waiting area. The cushioned seat is upholstered in a black vinyl that wipes clean easily. Grow stools ship assembled and are ready to use immediately.




NEW

CHARM STACK 4389

17" x 25" x 32.5"	PRODUCT DIMENSIONS (W x D x H)
9	PRODUCT WEIGHT (LBS)
15" x 14.5"	SEAT DIMENSIONS (W x D)
15.5" x 16"	BACK DIMENSIONS (W x H)
17"	SEAT HEIGHT (FROM FLOOR)

Add some charm to any breakroom or classroom with this great stack chair! A sturdy and lightweight black steel frame supports a contoured seat and back. Constructed of a durable hard plastic, the seat and back can be wiped clean easily. A semi-open back and decorative seat cutouts allow for air flow while seated. With a seat height of 17.5-inches, the Charm is ideal for middle schoolers to adults. Easily store this great stack chair away in stacks of 12. The Charm ships assembled and is ready to use immediately.



BE

BLUE

RD

RED

LBK

BLACK
VINYL



NEW

ANDY 12" 4500

14" x 16" x 22"	PRODUCT DIMENSIONS (W x D x H)
6	PRODUCT WEIGHT (LBS)
12" x 12"	SEAT DIMENSIONS (W x D)
12" x 12"	BACK DIMENSIONS (W x H)
12"	SEAT HEIGHT (FROM FLOOR)



NEW

ANDY 15" 4520

15.5" x 18" x 27"	PRODUCT DIMENSIONS (W x D x H)
7	PRODUCT WEIGHT (LBS)
14" x 13"	SEAT DIMENSIONS (W x D)
13.5" x 13.5"	BACK DIMENSIONS (W x H)
15"	SEAT HEIGHT (FROM FLOOR)



NEW

ANDY 18" 4540

16" x 21" x 33.5"	PRODUCT DIMENSIONS (W x D x H)
12	PRODUCT WEIGHT (LBS)
16" x 16.5"	SEAT DIMENSIONS (W x D)
16" x 16.5"	BACK DIMENSIONS (W x H)
18"	SEAT HEIGHT (FROM FLOOR)

The stylish and durable Andy stack chair is ideal for classrooms, breakrooms and more. With three different sizes to choose from, the Andy chairs can accommodate students from preschool age up to adults, making it a great choice for schools or libraries who want a uniform look throughout all areas. It is constructed of a flexible and durable polypropylene seat and back and a chrome-colored tubular steel frame. Matching glides on the bottom of the legs allow for a sturdy- wobble free chair. A built in handle on the back allows for easy mobility. Store these great stack chairs away in space saving stacks of 12. The Andy chair ships assembled and is ready to use immediately.



TRAINING, STACK & CAFE SEATING



NEW

ATLAS 10" 9210

14" x 12.5" x 22" PRODUCT DIMENSIONS (W x D x H)

10 PRODUCT WEIGHT (LBS)

14" x 11" SEAT DIMENSIONS (W x D)

12" x 12.5" BACK DIMENSIONS (W x H)

10" SEAT HEIGHT (FROM FLOOR)



NEW

ATLAS 12" 9212

14" x 12.5" x 24" PRODUCT DIMENSIONS (W x D x H)

10 PRODUCT WEIGHT (LBS)

14" x 11" SEAT DIMENSIONS (W x D)

12" x 12.5" BACK DIMENSIONS (W x H)

12" SEAT HEIGHT (FROM FLOOR)



NEW

ATLAS 18" 9218

18" x 16.5" x 33" PRODUCT DIMENSIONS (W x D x H)

15 PRODUCT WEIGHT (LBS)

18" x 15" SEAT DIMENSIONS (W x D)

16" x 15" BACK DIMENSIONS (W x H)

18" SEAT HEIGHT (FROM FLOOR)

Add a uniform look to any classroom or library with Atlas Classroom Chairs. A classic wood grain finish matches any style décor and any age range. The 10" and 12" versions are ideal for preschools, day cares or nurseries. The 18" version is ideal for middle and upper schools. All three sizes look great in libraries, cafes and even waiting rooms. Constructed of solid wood and finished with a clear protective coating, Atlas chairs are built to withstand daily wear and tear. Rubber safety feet on the bottom prevent unwanted slipping and sliding and cross-bracing provides extra stability. These chairs ship assembled and are ready to use immediately.





ACE 2125

21" x 22" x 33"	PRODUCT DIMENSIONS (W x D x H)
12	PRODUCT WEIGHT (LBS)
19" x 17"	SEAT DIMENSIONS (W x D)
19" x 17"	BACK DIMENSIONS (W x H)
18"	SEAT HEIGHT (FROM FLOOR)
8"	ARM HEIGHT (FROM SEAT)

Regency's Ace is more than just a basic stack chair. It features a comfortable padded seat and back upholstered in a stylish Tetris fabric in Midnight Black. Cushioned black armrests top a black tubular steel frame. The Ace looks great in training rooms, waiting rooms or receptions areas, labs, or as a guest chair in private offices. The Ace stores away easily in stacks of 8, ships assembled and is ready to use right out of the box.



ACE VINYL 2125L

21" x 22" x 33"	PRODUCT DIMENSIONS (W x D x H)
12	PRODUCT WEIGHT (LBS)
19" x 17"	SEAT DIMENSIONS (W x D)
19" x 17"	BACK DIMENSIONS (W x H)
18"	SEAT HEIGHT (FROM FLOOR)
8"	ARM HEIGHT (FROM SEAT)

The Ace is more than just a basic stack chair. The comfortable padded seat and back are upholstered in a stylish black vinyl that is durable and wipes clean easily. Cushioned black armrests top a black tubular steel frame. The Ace Vinyl chair looks great in training rooms, waiting rooms or receptions areas, labs, or as a guest chair in private offices. The Ace stores away easily in stacks of 8, ships assembled and is ready to use right out of the box.



MARIO 5275

22" x 22" x 34"	PRODUCT DIMENSIONS (W x D x H)
12	PRODUCT WEIGHT (LBS)
17" x 18"	SEAT DIMENSIONS (W x D)
17" x 18"	BACK DIMENSIONS (W x H)
17"	SEAT HEIGHT (FROM FLOOR)
7"	ARM HEIGHT (FROM SEAT)

Sit back and relax in this great stack chair! The Mario's breathable mesh back provides built-in lumbar support. Thick metal cross braces under the seat offer extra support to ensure durability and longevity. The arms are styled with widened armrests that offer support during long stays and are connected to a tubular steel post leg frame. The Mario is easily stored away in space saving stacks of 12, ships assembled and is ready to use right out of the box.

TRAINING, STACK & CAFE SEATING



APPRENTICE NESTING
CHAIR 2109

24" x 22" x 36"	PRODUCT DIMENSIONS (W x D x H)
25	PRODUCT WEIGHT (LBS)
19" x 16"	SEAT DIMENSIONS (W x D)
17" x 20"	BACK DIMENSIONS (W x H)
19"	SEAT HEIGHT (FROM FLOOR)
6"	ARM HEIGHT (FROM SEAT)

The Apprentice is a professional, innovative nesting chair that allows for maximum comfort, durability and support. A mesh spring-bound back conforms to users' needs and the black fabric seat flips up to provide a unique nesting option. The stylish silver tubular steel base features casters for easy mobility. The Apprentice looks great in sets and is perfect for large training rooms, labs, classrooms or as a modern guest chair. The Apprentice seat is also available in dozens of custom fabrics (special order only.)



CADENCE NESTING
CHAIR 2309

23" x 22" x 33"	PRODUCT DIMENSIONS (W x D x H)
17	PRODUCT WEIGHT (LBS)
16" x 16"	SEAT DIMENSIONS (W x D)
18" x 16"	BACK DIMENSIONS (W x H)
18"	SEAT HEIGHT (FROM FLOOR)
8"	ARM HEIGHT (FROM SEAT)

The Cadence nesting chairs can take you anywhere. A breathable mesh back conforms to users' needs and the seat flips up to provide a unique nesting option. The stylish silver base features four casters for easy mobility and the seat is upholstered with a lasting black fabric. The Cadence looks great in sets and is perfect for large training rooms, labs, classrooms, cafes or waiting rooms.



ZOE WOOD CAFE 8057

18" x 21" x 36.5"	PRODUCT DIMENSIONS (W x D x H)
16.5	PRODUCT WEIGHT (LBS)
17" x 16.5"	SEAT DIMENSIONS (W x D)
17" x 17.5"	BACK DIMENSIONS (W x H)
19"	SEAT HEIGHT (FROM FLOOR)

Zoe Café Chairs bring a classic look to any lunch room, cafeteria or home dining room. Its solid hardwood frame is finished in a rich Cherry and the seat is upholstered in a stylish black vinyl that repels stains and liquids. The entire chair wipes clean easily with a damp cloth, making it ideal for messy eateries. The Zoe comes with a slotted, curved back that is breathable and comfortable. Its compact, armless design makes it easy to slide underneath tables and desks when not in use.



ZOE 42" CAFE 8095

18" x 21" x 42"	PRODUCT DIMENSIONS (W x D x H)
19	PRODUCT WEIGHT (LBS)
17" x 16.5"	SEAT DIMENSIONS (W x D)
17" x 11"	BACK DIMENSIONS (W x H)
30.5"	SEAT HEIGHT (FROM FLOOR)

Zoe Café Stools bring a classic look to any lunch room, cafeteria or home dining room. Its solid hardwood frame is finished in a rich Cherry and the seat is upholstered in a stylish black vinyl that repels stains and liquids. The entire chair wipes clean easily with a damp cloth, making it ideal for messy eateries. The Zoe comes with a slotted, curved back that is breathable and comfortable. At 42-inches tall, this chair is great for kitchen counters, bars, and cafe-height tables. A metal cross brace on the front offers foot support while adding stability.



NEW
BRODY SIT-STAND 1950

23" x 19" x 28-37"	PRODUCT DIMENSIONS (W x D x H)
35	PRODUCT WEIGHT (LBS)
13" x 7"	SEAT DIMENSIONS (W x D)
28-37"	SEAT HEIGHT (FROM FLOOR)


Designed to be used in conjunction with the Brody Sit/Stand desk, the Brody Sit/Stand chair makes it easy to switch from sitting to standing. Raise or lower the chair to match the height of the desk or individual users comfort levels. The ergonomic seat is designed to support body weight and alleviate pressure from standing all day while still allowing the user to benefit from the versatility and health benefits of a standing workstation. A low-profile, wide base allows for stability and safety grips on the bottom help prevent unwanted slipping and scuffing. A classic black finish matches any decor and complements all finishes of the Brody desk.



NEW
IMPRESA SWIVEL RECLINER & OTTOMAN N1701

28" x 27" x 39.5"	PRODUCT DIMENSIONS (W x D x H)
38	PRODUCT WEIGHT (LBS)
21" x 20"	SEAT DIMENSIONS (W x D)
21" x 27"	BACK DIMENSIONS (W x H)
18"	SEAT HEIGHT (FROM FLOOR)
5"	ARM HEIGHT (FROM SEAT)

Swivel chairs aren't just for desks! The Impresa Swivel Recliner not only rotates a full 360 degrees, it also reclines and includes a matching ottoman for maximum comfort. An amply cushioned seat back supports the lower back as well as neck and shoulders. The 4-inch wide armrests are also cushioned and sit atop a durable black cantilever frame. Recline with the turn of a knob and tighten when the ideal angle is reached. Both the chair and ottoman are upholstered with a plush black vinyl that is soft to the touch and wipes clean easily. The Impresa is lightweight and easy to place and move from room to room if necessary. A wide platter base keeps both the chair and ottoman stable. Ideal for lounges, entertainment rooms, home offices or waiting rooms, the Impresa is a great addition.



BLACK TOFFEE

PHONE: 866-816-9822
FAX: 330-848-6260
WWW.REGENCYOF.COM

ReGENCY

REGENCY INC.
2375 ROMIG RD.
AKRON, OH 44320