True® Desking System Price List

January 3, 2011
Updated April 20, 2016
800-424-2432

Furnishing Knowledge®

Contents

Refer to KI Terms & Conditions document or visit ki.com.

True® Desking Specifications		2
True® Desking Typicals		4
True® Desking System	Rectangular Desk	6
	Bow Front Desk	10
	Corner Desk	12
	Square Shoe Desk	20
	D-Shaped Desk	28
	P-Shaped Desk	36
	Piano Desk	44
	Transitional Desk	52
	Add-On Worksurfaces	56
	Transaction Worksurfaces	58
True® Desking System Components	Privacy Screens - Exposed Frame	62
	Privacy Screens - Upholstered	66
	Worksurface Dividers	74
	Tool Rails	76
	Paper Management	78
	Balance® Overhead Storage	82
	Balance® Task Lights	88
	Universal Overhead Storage	90
	Universal Overhead Shelves and Divider	98
	Universal Overhead and Shelves Task Lights	100
True® Desking System Accessories	Center Drawer	102
	Grommets	104
	Corner Power Infeed Leg	106
	Modesty Panel Inserts	108
	Worksurface Accessories	110
True® Desking System Data/Comm.	Accessories	112
True® Desking System Electrical	Electrical	114
Index		124

True® Desking Specifications

Basic Worksurfaces
Worksurfaces shall define the shape of the workstation and provide support for overhead storage, hanging pedestals, electrical componentry, and privacy screens.

Rectangular Worksurfaces
Laminated worksurfaces shall be constructed from 1-1/8" medium density fiberboard with a .030 high-pressure laminate surface or veneer and a .030 phenolic backing sheet with a choice of three edge styles: 74P, 74P with knife edge along front, or 3/8" wood. polypropylene edge shall be available in multiple colors. The knife edge shall only be applied to the front edge of the worksurface and extend 2" beyond the desk frame. The wood edge shall be constructed from natural red oak and be available in a clear finish (standard) or in a maple wood band with additional stains. Worksurfaces shall be available in 24", 30", 36", 42", 48", 54", 60", 66", and 72" widths, 24" and 30" depths, and 29" height.

Rectangular worksurfaces up to 60" wide shall include two triangular worksurface grommets and covers, located in the back corners of each worksurface. 66" and 72" wide worksurfaces shall have an optional third triangular worksurface grommet and cover located near the back center of the desk. Grommets shall be molded from polycarbonate and available in colors or translucent. Worksurfaces that are 60", 66", and 72" wide shall have an integrated steel reinforcement to allow adequate support for load bearing. All worksurfaces shall have pre-drilled holes for attachment to the desk frame.

Two leg supports shall support the worksurface and be formed of 16-gauge steel, overall dimensions shall be 6.00 x 6.00 x 27.25, with 16-gauge internal reinforcements resistance welded for additional strength. The leg assemblies shall be attached to the underside of the worksurface from above by use of threaded inserts. A steel leg cover on inside of desk shall be standard and removable without tools. A glide shall be attached to the bottom of the leg for up to 1" of adjustability. Two 3.25" x 2.25" grommets and covers molded from polycarbonate shall be standard on the top of each leg side.

The modesty panel beam shall be formed of 18-gauge steel, overall dimensions are 3.00 x 9.00 x length determined by size of worksurface. The modesty panel beam shall be attached to leg supports and the underside of the worksurface, will provide support for the worksurface and allow electrical and data cable to be run along the width of the desk. Plastic worksurface spacers shall provide a 1/4" stand off distance between the worksurface and modesty panel beam and snap into place for easier assembly.

An optional lower modesty panel shall be formed of 18-gauge steel, overall dimensions are 1.00 x 18.00 x length determined by size of worksurface. The lower modesty panel shall be attached to the leg supports and provide full enclosure of the desk back from floor to the modesty panel beam.

Two end panels shall support the worksurface and be formed of 18-gauge steel with an 18-gauge steel reinforcement resistance welded for strength. The end panel shall have a honeycomb core for additional strength and noise reduction. Overall dimensions shall be 1.25 x 27.00 x depth determined by worksurface size or configuration. Standard depths shall be 9" for transitional depth, 18" for 24" worksurfaces and 24" for 30 worksurfaces. End panel assembly shall be attached to the underside of the worksurface and leg assembly. Plastic worksurface spacers shall provide a 1/4" stand off distance between the worksurface and end panel and snap into place for easier assembly. A glide shall be attached to the bottom of the end panel for up to 1" of adjustability.

All steel desk components shall be powder-coated or otherwise finished.

Rectangular Reduction Worksurface
Rectangular reduction worksurfaces shall have the same basic construction as the rectangular worksurfaces. Worksurfaces shall have two curving arcs along the front edge that transition from a depth of 30" on one end and 24" on the opposite end.

Bow Front Worksurface
Bow front worksurfaces shall have the same basic construction as the rectangular worksurfaces. These worksurfaces shall have a depth of 30" or 36" with a radius edge that extends 6" from the desk support structure on the visitor side. Worksurfaces shall only be available in 60", 66", and 72" widths, without the center grommet and cover.

Corner Worksurface
Corner worksurfaces shall have the same basic construction as the rectangular worksurfaces with an additional leg support, modesty panel beam, and optional lower modesty panel. Depths of 24" and 30" and widths of 42" and 48" shall be standard. Worksurfaces shall have three grommets and covers, one per corner, located in the back corners of each worksurface as standard.

P-Shaped and Piano Shaped Worksurfaces
P-shaped and piano shaped worksurfaces shall have the same basic construction as the rectangular worksurfaces with an additional round support leg and modesty panel. The round support leg shall be attached towards the rounded front end of the worksurface and be constructed from 4" diameter, 14-gauge steel, and be fitted with a glide for up to 1" of adjustability. The modesty panel shall be constructed from 18-gauge steel and extend 9" from the underside of the worksurface. Worksurfaces shall be available in 60", 66" and 72" depths and 48" widths.

D-Shaped Worksurfaces
D-shaped worksurfaces shall have the same basic construction as the rectangular worksurfaces with an additional round support leg and modesty panel. The round support leg shall be attached towards the rounded end of the worksurface and be constructed from 4" diameter, 14-gauge steel, and be fitted with a glide for up to 1" of adjustability. Worksurfaces shall be available in 24", 30" or 36" widths and 48", 54", 60", 66" and 72" depths.

Round Add-On Worksurface
Round add-on worksurfaces shall be available with the same edge treatments as the rectangular worksurfaces. They shall be available in 36" diameter with a 24" flat and 42" diameter with a 30" flat. A round support leg shall support the worksurface and be constructed from 4" diameter, 14-gauge steel, and be fitted with a glide for 1" of adjustability. Two steel splice plates and hardware shall be included to attach the round add on worksurface to a rectangular worksurface.

Half Round and Quarter Round Add-On Worksurfaces
Half round and quarter round add-on worksurfaces shall be available with the same edge treatments as the rectangular worksurfaces. They shall be available in 48" diameter and 60" diameter. A round support leg shall support the worksurface and be constructed from 4" diameter, 14-gauge steel, and be fitted with a glide for 1" of adjustability. Four steel splice plates and hardware shall be included to attach the half round add on worksurface to two back to back rectangular worksurfaces. Four steel splice plates and hardware shall be included to attach the quarter round add on worksurface to two rectangular worksurfaces that are perpendicular to each other.

Transaction Worksurface
Transaction worksurfaces shall be available with the same edge treatments as the rectangular worksurfaces. Worksurfaces shall attach via two support stanchions to rectangular worksurfaces and three support stanchions to corner worksurfaces. The worksurfaces shall be available in 16" depth with a 4" overhang in overall sizes that match the base rectangular and corner workstations. Worksurfaces shall be available in 31" wheelchair accessible height or 42" stand-up height.

Backpack Wire Trough Component Kit
Backpack wire trough components shall allow for lay-in wiring along the back of workstation. The kit shall consist of a pair of trough mounting brackets attached to the leg supports and constructed from 16-gauge steel, three 1.25" x .92" wire troughs constructed from 18-gauge steel that span the width of a desk, and a cover constructed from 18-gauge steel capable of being opened without the use of any tools. Applicable end trim, corner, and splice components shall also be available for the cover.

Electrical
Power shall be supplied through a UL listed 10-wire system available in two different configurations that are not interchangeable: 6 hot wires, 2 neutral wires, and 2 ground wires or 4 hot wires, 4 neutral wires, and 2 ground wires. The system shall have a rated capacity of 120 VAC@ 20 amps.

A rigid one-piece wireway shall be attached to the inside of the modesty panel beam by two 16-gauge steel brackets and hardware and be covered by an 18-gauge steel cover. The wireway design shall allow for easy connection of the wireway of one desk to another through the use of a jumper. All desks 30" and wider shall be ready to accept electrical components.

The receptacles for the system shall be snap fit into the wireways and be rated for 15 amps.

The electrical system shall allow for a method of passing power from one powered desk through the modesty panel beam of a non-powered desk and connected to the wireway of a third desk. This power pass through shall attach with snap fit connections.

The electrical system shall allow power to infeed from the top of the desk through the triangular grommet in the worksurface. The top infeed kit shall include 12' of flexible metal conduit with a snap fit attachment to the wireway on one end and open whip on the other, a 7' or 10' extruded aluminum power pole and cover, and ceiling trim. The interior of the power pole shall be divided into two cavities for power and communication cable management.

The electrical system shall allow for power to infeed from the base of the desk through the lower leg grommet or leg cover. The base infeed kit shall include 6' of plastic covered flexible conduit that transitions into flexible metal conduit with a snap fit attachment to the wireway on one end and open whip on the other. A relocatable power tap (RPT) shall provide above worksurface power to the support stanchions from an installed 10-wire electrical system or use of the building outlets. Two RPT's, each containing two 15 amp outlets, shall be mountable per stanchion. Cord lengths shall be available in 36" or 96".

A steel bracket shall be available to attach to the underside of the modesty panel beam near the worksurface. It shall have a 1.38" x 2.70" opening to accept several different manufacturers data faceplates and the RPT.

Pedestal Storage
Pedestal storage for True® shall be provided by KI's 700 Series, 700 Series Curve, and U-Series® Pedestals. 3 pedestals shall be available in 2 depths, 17-5/8" that may be used with any depth worksurface, 21- 5/8" for maximum storage under a 30" worksurface. Multiple drawer combinations shall be available.

The 12" file drawer sizes shall have full extension slide arm suspensions for full access to storage space. The 3" pencil drawers and 6" box drawers shall have 3/4" extension, steel ball-bearing suspension.

Locks shall be included in each pedestal. Specific keying combinations shall be avail-

True® Desking Specifications

able. See Key Options.

Center Drawer

The center drawer shall mount below a 24" or 30" deep worksurface which has an 18" wide clearance. The drawer pan shall be constructed of 22-gauge steel with a hem along the front edge for safety and strength. A deep rib shall form a pencil tray and provide additional strength and a double flange across the back shall prevent spillage of contents. The drawer sides shall be 20-gauge with a hem along the top edge for safety. The drawer shall run on a pair of full extension, ball-bearing suspensions and shall be available with or without a lock, keyed randomly as standard. Field drilling for installation shall be necessary.

Privacy Screens

Privacy screens shall be available to provide sit down or stand up privacy within the True® workstation. Screens shall be 3/4" or 1" thick, 18-1/4", 21" or 38" high and available in 24", 30", 36", 42", 48", 54", 60", 66" and 72" widths to fit all worksurfaces. The 66" and 72" widths shall consist of a pair of screens (1) 30" plus (1) 36" screen for 66" applications and (2) 36" screens for 72" applications. The screens shall include mounting brackets for attachment to either the overhead supports, the underside of the worksurface, the top of the worksurface, or with a combination of attachment to an overhead support and a worksurface top.

Two privacy screen construction methods shall be available: two 1/2" industrial insulation boards, covered with fabric and glued together or an exposed, powder-coated aluminum frame. The exposed frame construction shall allow for different core materials to be inserted.

Overhead Support Stanchions

The overhead support stanchions shall be formed of 16-gauge steel, with overall dimensions of 6.00" x 6.00" x 19.50". A reinforcement plate constructed of 16-gauge steel shall be welded in place to provide additional strength and have 4 cutouts to accommodate either commercially available data plates or two RPT's. Support stanchions shall be designed to hinge open to allow access to the inside of the overhead support stanchions. A flexible rubber trim piece shall allow power or data cables to be run from the worksurface into the overhead support stanchions with the covers closed.

Overhead Storage

Overhead storage shall consist of the Balance® overhead and Universal overhead and shelves. Overhead storage shall attach to worksurface with two overhead support stanchions. 24", 30", 36", 42", 48", 54", 60", 66" and 72" sizes shall be available. 66" and 72" overheads shall incorporate a single shelf with two doors

Shelf dividers shall be power-coated steel with installation and removal accomplished without the use of tools or fasteners.

Universal overheads and shelves shall be 17" high and shall have 19-1/2" clearance between the worksurface and the bottom of shelf. Overhead doors shall be available with painted steel, fabric, laminate, or veneer, with a polypropylene extrusion handle. Locks shall be randomly assigned or keyed per customer requests.

The end panels shall be constructed of 14-gauge steel and have self-locking mounting tabs formed into the back edge. The shelf, back, and top shall be constructed from 18-gauge steel. The front edge of the shelf shall be a polypropylene extrusion that also provides space for a concealed flush mount task light.

Balance® overheads shall be 17" high and have 19-1/2" clearance between the worksurface and the bottom of shelf. The upper door shall be available in colored or translucent extruded rigid polypropylene with spatter-coat finish, fabric, or laminate applied. The overall door thickness shall be 3/8". The lower door shall be an aluminum extrusion and be ergonomic in design. A center lock mechanism shall be utilized between the upper and lower doors for security.

The overhead doors shall be effortlessly operated from either a seated or standing position through use of the upper or lower door. The upper door and lower door shall be synchronized in motion through the use of two 10-gauge linkages. The doors shall be assisted with two extension springs and require less than 5 pounds of force to operate. The upper door shall open over the outside of the case.

Task Lights

Task lights shall be offered in one standard level of efficiency and cost. The standard light shall have a magnetic high power ballast with rapid start, cool white T-8 fluorescent lamp. Task lights shall attach to the underside of the shelf on overhead cabinets.

Paper Management System

The paper management system shall address the storage and movement of files, binders, and documents. Components shall be available with integrated hooks for attachment to the work bar.

Key Options

There are various key options available depending on the component model. The key alike option (KA) allows multiple components of a workstation to be keyed alike. The key standard option (KS) allows each component to have its own randomly selected key number shipped with the individual component. The No lock core (NLC) provides more flexibility in keying workstations alike. All locks and keys for the individual components specified with no lock core will be packaged separately from the components. The location of the lock core and corresponding numbered key will be determined upon installation.

ANSI/BIFMA

True® desking shall meet or exceed the required ANSI/BIFMA X5.5-2008 desk systems test.

Quality

All True® desking components shall originate from ISO 9000, ISO 9001 or ISO 9002 registered facilities.

UL Listed

True® desks shall be listed to applicable UL standards and requirements by Underwriters Laboratories Inc. Two of the standards used to evaluate True® desks are UL 1286 Office Furnishing and UL 723 Standard Test for Surface Burning Characteristics of Building Materials.

Fabric

Fabric will be applied as swatched by the fabric manufacturer. Fabric that is required to be applied differently than is swatched will need a Special Cost Request written specifying the direction the fabric is to be applied. The posted standard lead time will apply to the Special Cost Request.

True® Desking Typicals

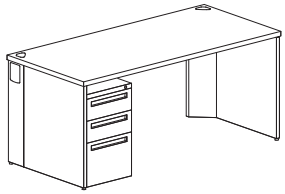

- 30" x 60" Rectangular Desk with Partial Modesty Panel, 74P Edge, Standard End Panels
- 700 Series Freestanding Pedestal - Box/Box/File

Model No.	Price
TR3060/P-74P-S-NCG	$1537
S7P/1524FBBF	$817
Total Price	**$2354**

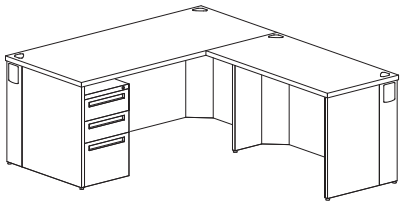

- 30" x 60" Rectangular Desk with Full Modesty Panel, 74P Edge, Standard End Panels
- 24" x 28" Rectangular Desk with Full Modesty Panel, 74P Edge, Left Transitional End Panel
- 700 Series Freestanding Pedestal - Box/Box/File

Model No.	Price
TR3060/F-74P-S-NCG	$1867
TR2448/F-74P-L	$1618
S7P/1524FBBF	$817
Total Price	**$4302**

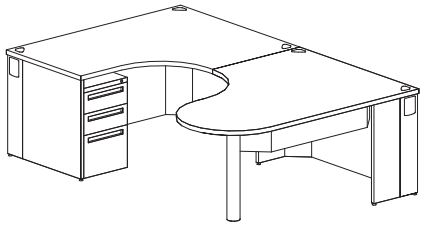

- 30" x 60" x 48" x 30" Square Shoe Desk with Full/Full Modesty Panel, 74P Edge, Right Transitional End Panel
- 30" x 48" x 66" Piano Shaped Desk with Full Modesty Panel and Guest Modesty Panel, 74P Edge, Both Transitional End Panels
- 700 Series Freestanding Pedestal - Box/Box/File

Model No.	Price
TS30604830/F/FS-74P-R-NCG	$2754
TI304866/F/G-74P-B	$2574
S7P/1524FBBF	$817
Total Price	**$6145**

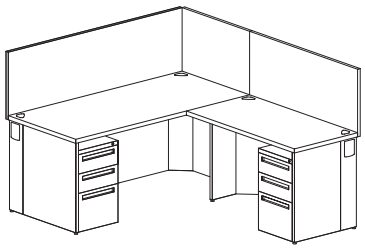

- 30" x 60" Rectangular Desk with Full Modesty Panel, 74P Edge, Standard End Panels
- 24" x 42" Rectangular Desk with Full Modesty Panel, 74P Edge, Left Transitional End Panel
- 30"W x 20"H Privacy Screen, Mounted Behind the Worksurface, Upholstered
- 42"W x 20"H Privacy Screen, Mounted Behind the Worksurface, Upholstered
- 66"W x 20"H Privacy Screen, Mounted Behind the Worksurface, Upholstered
- 700 Series Freestanding Pedestal - Box/Box/File
- 700 Series Freestanding Pedestal - Box/Box/File

Model No.	Price
TR3060/F-74P-S-NCG	$1867
TR2442/F-74P-L	$1490
TBW2030	$261
TBW2042	$380
TBW2066	$585
S7P/1524FBBF	$817
S7P/1520FBBF	$775
Total Price	**$6175**

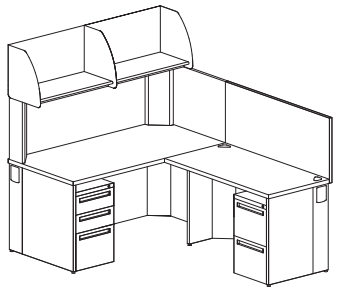

- 30" x 60" Rectangular Desk with Partial Modesty Panel, 74P Edge, Standard End Panels with Center Grommet to Mount Overhead Shelf
- 24" x 48" Rectangular Desk with Full Modesty Panel, 74P Edge, Left Transitional End Panel
- 30"W x 20"H Privacy Screen, Mounted Behind the Worksurface, Upholstered
- 48"W x 20"H Privacy Screen, Mounted Behind the Worksurface, Upholstered
- 60"W x 19"H Privacy Screen, Mounted Between Stanchions, Upholstered
- 60"W Universal Overhead Regular Shelf Mounted on Stanchions
- 700 Series Freestanding Pedestal - Box/Box/File
- 700 Series Freestanding Pedestal - File/File

Model No.	Price
TR3060/P-74P-S-NCG	$1537
TR2448/F-74P-L	$1618
TBW2030	$261
TBW2048	$435
TBS60/U	$513
URSR60/TR	$734
S7P/1524FBBF	$817
S7P/1520FFF	$737
Total Price	**$6652**

True® Desking Typicals

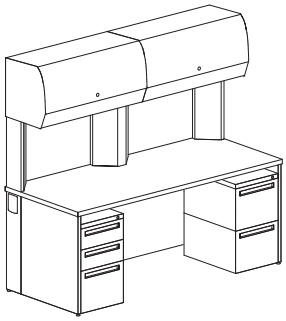

- 30" x 72" Rectangular Desk with Full Modesty Panel, 74P Edge, Standard End Panels with Center Grommet to Mount Overhead Cabinet
- 72"W x 19"H Privacy Screen, Mounted Between Stanchions, Upholstered
- 72"W Balance Solid Color Overhead Cabinet Mounted on Stanchions
- 700 Series Freestanding Pedestal - Box/Box/File
- 700 Series Freestanding Pedestal - File/File

Model No.	Price
TR3072/F-74P-S-YCG	$2046
TBS72/U	$629
BLCS72D/TR	$2593
S7P/1524FBBF	$817
S7P/1524FFF	$775
Total Price	**$6860**

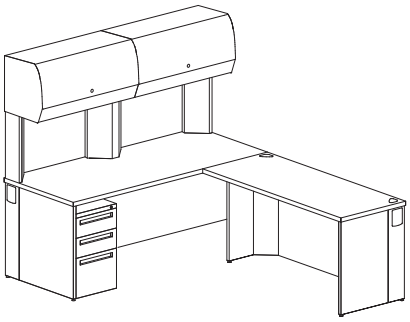

- 30" x 72" Rectangular Desk with Full Modesty Panel, 74P Edge, Standard End Panels with Center Grommet to Mount Overhead Cabinet
- 24" x 60" Rectangular Desk with Full Modesty Panel, 74P Edge, Left Transitional End Panel
- 72"W x 19"H Privacy Screen, Mounted Between Stanchions, Upholstered
- 72"W Balance Solid Color Overhead Cabinet Mounted on Stanchions
- 700 Series Freestanding Pedestal - Box/Box/File

Model No.	Price
TR3072/F-74P-S-YCG	$2046
TR2460/F-74P-L	$1761
TBS72/U	$629
BLCS72D/TR	$2593
S7P/1524FBBF	$817
Total Price	**$7846**

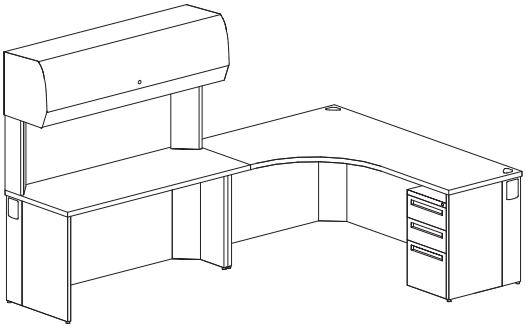

- 24" x 60" Rectangular Desk with Full Modesty Panel, 74P Edge, Right Transitional End Panel
- 24" x 48" x 72" x 24" Square Shoe Desk with Full Modesty/Full Modesty Panels, 74P Edge, Left Transitional End Panel
- 60"W x 19"H Privacy Screen, Mounted Between Stanchions, Upholstered
- 60"W Balance Solid Color Overhead Cabinet Mounted on Stanchions
- 700 Series Freestanding Pedestal - Box/Box/File

Model No.	Price
TR2460/F-74P-R	$1761
TS24487224/F/FS-74P-L-NCG	$2722
TBS60/U	$513
BLCS60/TR	$1610
S7P/1520FBBF	$775
Total Price	**$7381**

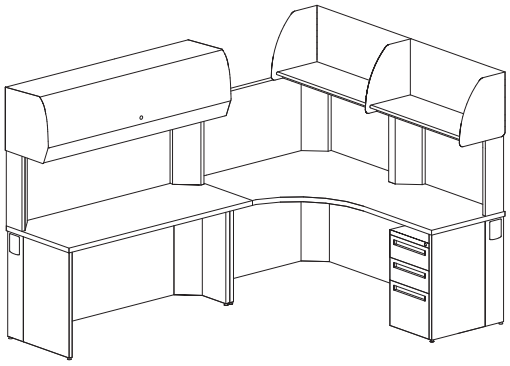

- 24" x 60" Rectangular Desk with Full Modesty Panel, 74P Edge, Right Transitional End Panel
- 24" x 48" x 72" x 24" Square Shoe Desk with Full Modesty/Full Modesty Panels, 74P Edge, Left Transitional End Panel
- 60"W x 19"H Privacy Screen, Mounted Between Stanchions, Upholstered
- 48"W x 20"H Privacy Screen, Mounted Behind the Worksurface, Upholstered
- 72"W x 20"H Privacy Screen, Mounted Behind the Worksurface, Upholstered
- 60"W Balance Solid Color Overhead Cabinet Mounted on Stanchions
- 72"W Universal Overhead Regular Shelf Mounted on Stanchions
- 700 Series Freestanding Pedestal - Box/Box/File

Model No.	Price
TR2460/F-74P-R	$1761
TS24487224/F/FS-74P-L-NCG	$2722
TBS60/U	$513
TBW2048	$435
TBW2072	$644
BLCS60/TR	$1610
URSR72/TR	$1118
S7P/1520FBBF	$775
Total Price	**$9578**

True® Desking System

Rectangular Desk

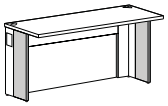

(B) Both transitional

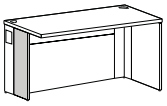

(L) Left transitional

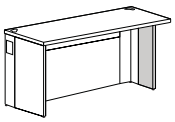

(R) Right transitional

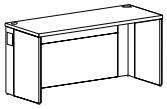

(S) Two full end panels

TRUE

Rectangular Desk with Full Modesty Panel

- Consists of top, two legs, modesty panel, filler panel (full modesty panel), two end panels (optional transitional size), ganging plates, and all required assembly hardware
- Each leg has two cable access grommet locations
- Top has two cable access grommets above the legs (66" and 72" wide have optional third middle grommet used for mounting stanchions and not intended for routing cables)
- Top grommets allow for attachment of overhead storage units or privacy screens
- Modesty panel allows for optional 10-wire electrical system (see Electrical section)
- Pricing is for two transitional end panels, see "HOW TO BUILD A MODEL NUMBER" below for more options
- NOTE: Rectangular worksurfaces specified with a knife (KN) edge cannot be ganged at 90 degree angles.

MODEL	D x W	MODEL NUMBER: Basic Model	Edge Style	End Panel	Center Grom.	Surface Grom. Color	Surface Finish	Edge Color	Frame Grom. Color	Desk Color
	24 x 24"	TR2424/F	□□□	□	NCG	□□	□□□	□□	□□	□□
	24 x 30"	TR2430/F	□□□	□	NCG	□□	□□□	□□	□□	□□
	24 x 36"	TR2436/F	□□□	□	NCG	□□	□□□	□□	□□	□□
	24 x 42"	TR2442/F	□□□	□	NCG	□□	□□□	□□	□□	□□
	24 x 48"	TR2448/F	□□□	□	NCG	□□	□□□	□□	□□	□□
	24 x 54"	TR2454/F	□□□	□	NCG	□□	□□□	□□	□□	□□
	24 x 60"	TR2460/F	□□□	□	NCG	□□	□□□	□□	□□	□□
	24 x 66"	TR2466/F	□□□	□	□□□	□□	□□□	□□	□□	□□
	24 x 72"	TR2472/F	□□□	□	□□□	□□	□□□	□□	□□	□□
	30 x 24"	TR3024/F	□□□	□	NCG	□□	□□□	□□	□□	□□
	30 x 30"	TR3030/F	□□□	□	NCG	□□	□□□	□□	□□	□□
	30 x 36"	TR3036/F	□□□	□	NCG	□□	□□□	□□	□□	□□
	30 x 42"	TR3042/F	□□□	□	NCG	□□	□□□	□□	□□	□□
	30 x 48"	TR3048/F	□□□	□	NCG	□□	□□□	□□	□□	□□
	30 x 54"	TR3054/F	□□□	□	NCG	□□	□□□	□□	□□	□□
	30 x 60"	TR3060/F	□□□	□	NCG	□□	□□□	□□	□□	□□
	30 x 66"	TR3066/F	□□□	□	□□□	□□	□□□	□□	□□	□□
	30 x 72"	TR3072/F	□□□	□	□□□	□□	□□□	□□	□□	□□
			A	B	C	D	E	F	G	H	I

HOW TO ORDER

Indicate the following information on order form:

1. Quantity of each item.
2. Model number, including options. See "How To Build a Model Number".
3. Any special service required.

Note:
- The □ indicates that a choice is required.
- The absence of the □ indicates that no choice is required.
- Alpha-numeric characters in place of □ indicate that no other alternatives are available.

HOW TO BUILD A MODEL NUMBER

A Select basic model.

B Select edge style.
KN is not recommended in L-Shaped configurations.

74P	- 74P edge
KN	- Knife edge
34S	- 3/8" Wood band edge
VN	- Wood edge veneer

With 74P, KN and 34S edges, select from laminates for surface finish (Lxx). For edge color, 74P and KN, select from Exx colors and for 34S, select Mxx colors. For VN, select from Mxx for surface finish and do not select an edge color.

C Select end panel.

B	- Two transitional end panels
L	- Left transitional end panel; add $60
R	- Right transitional end panel; add $60
S	- Two full end panels; add $119

D Select desk center grommet option.

NCG	- No center grommet
YCG	- Yes center grommet

"YCG" option only available on 66" and 72" wide desks. "YCG" is needed to mount overheads, transaction surfaces or stanchion mounted privacy screens.

E Select leg and surface grommet color.
Refer to color addendum at ki.com or KI Fabrics & Finishes binder.

F Select surface finish.
Refer to color addendum at ki.com or KI Fabrics & Finishes binder.
Surface finish offerings are based on edge style selections.

G Select edge color.
Refer to color addendum at ki.com or KI Fabrics & Finishes binder.
Edge color offerings are based on edge style selections.

H Select frame grommet color.
Refer to color addendum at ki.com or KI Fabrics & Finishes binder.

I Select desk color.
Refer to color addendum at ki.com or KI Fabrics & Finishes binder.

True® Desking System

Rectangular Desk

Approx. Packaged Weight	74P Edge (74P)	Knife Edge (KN)	3/8" Wood Band Edge (34S)	Wood Edge Veneer (VN)
57.0#	$ 1353	$ 1470	$ 1680	$ 1800
84.0#	1374	1492	1708	1830
93.0#	1412	1533	1752	1874
100.0#	1490	1618	1845	1975
108.0#	1558	1685	1919	2053
115.0#	1620	1753	1991	2129
128.0#	1701	1838	2083	2224
136.0#	1779	1921	2175	2325
144.0#	1881	2030	2298	2450
89.0#	1389	1510	1728	1852
97.0#	1411	1533	1753	1876
107.0#	1457	1583	1811	1937
116.0#	1523	1654	1888	2021
125.0#	1605	1737	1978	2114
133.0#	1667	1803	2052	2192
142.0#	1748	1889	2147	2291
152.0#	1811	1956	2220	2367
160.0#	1927	2079	2356	2514

FINISH INFORMATION

Additional Laminate Offering
Additional laminates beyond KI standard offering, are available with two weeks extended leadtime. To specify additional laminates, use these designators followed by the supplier's color/pattern code:

Formica - LF/supplier's color pattern code
Nevamar - LN/supplier's color pattern code
Wilsonart - LW/supplier's color pattern code

KI's standard finish is the supplier's recommended finish for that color/pattern.
Note: Nonstandard laminates from these suppliers (example: textured laminates), require an upcharge and additional leadtime. Contact KI.

SPECIAL SERVICES

Special Carton Marking

With specially marked information	N/C

Shipping
Delivered. Shipped **k.d. freight prepaid f.o.b. Pembroke, Ontario K8A 0E1** factory. Freight class #70.

Specifications and prices are subject to change without prior notice.

True® Desking System

Rectangular Desk

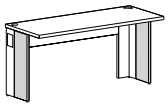

(B) Both transitional

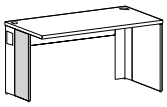

(L) Left transitional

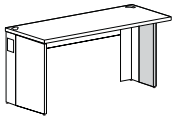

(R) Right transitional

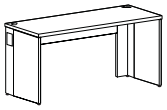

(S) Two full end panels

TRUE

MODEL

Rectangular Desk with Partial Modesty Panel

- Consists of top, two legs, modesty panel, two end panels (optional transitional size), ganging plates, and all required assembly hardware
- Each leg has two upper cable access grommet locations
- Top has two cable access grommets above the legs (66" and 72" wide have optional third middle grommet used for mounting stanchions and not intended for routing cables)
- Top grommets allow for attachment of overhead storage units
- Modesty panel allows for optional 10-wire electrical system (see Electrical section)
- Pricing is for two transitional end panels, see "HOW TO BUILD A MODEL NUMBER" below for more options
- NOTE: Rectangular worksurfaces specified with a knife (KN) edge cannot be ganged at 90 degree angles.

	MODEL NUMBER								
D x W	Basic Model	Edge Style	End Panel	Center Grom.	Surface Grom. Color	Surface Finish	Edge Color	Frame Grom. Color	Desk Color
24 x 24"	TR2424/P	□□□	□	NCG	□□	□□□	□□	□□	□□
24 x 30"	TR2430/P	□□□	□	NCG	□□	□□□	□□	□□	□□
24 x 36"	TR2436/P	□□□	□	NCG	□□	□□□	□□	□□	□□
24 x 42"	TR2442/P	□□□	□	NCG	□□	□□□	□□	□□	□□
24 x 48"	TR2448/P	□□□	□	NCG	□□	□□□	□□	□□	□□
24 x 54"	TR2454/P	□□□	□	NCG	□□	□□□	□□	□□	□□
24 x 60"	TR2460/P	□□□	□	NCG	□□	□□□	□□	□□	□□
24 x 66"	TR2466/P	□□□	□	□□□	□□	□□□	□□	□□	□□
24 x 72"	TR2472/P	□□□	□	□□□	□□	□□□	□□	□□	□□
30 x 24"	TR3024/P	□□□	□	NCG	□□	□□□	□□	□□	□□
30 x 30"	TR3030/P	□□□	□	NCG	□□	□□□	□□	□□	□□
30 x 36"	TR3036/P	□□□	□	NCG	□□	□□□	□□	□□	□□
30 x 42"	TR3042/P	□□□	□	NCG	□□	□□□	□□	□□	□□
30 x 48"	TR3048/P	□□□	□	NCG	□□	□□□	□□	□□	□□
30 x 54"	TR3054/P	□□□	□	NCG	□□	□□□	□□	□□	□□
30 x 60"	TR3060/P	□□□	□	NCG	□□	□□□	□□	□□	□□
30 x 66"	TR3066/P	□□□	□	□□□	□□	□□□	□□	□□	□□
30 x 72"	TR3072/P	□□□	□	□□□	□□	□□□	□□	□□	□□
	A	B	C	D	E	F	G	H	I

HOW TO ORDER

Indicate the following information on order form:

1. Quantity of each item.
2. Model number, including options. See "How To Build a Model Number".
3. Any special service required.

Note:
- The □ indicates that a choice is required.
- The absence of the □ indicates that no choice is required.
- Alpha-numeric characters in place of □ indicate that no other alternatives are available.

HOW TO BUILD A MODEL NUMBER

A Select basic model.

B Select edge style.
KN is not recommended in L-Shaped configurations.

74P	- 74P edge
KN	- Knife edge
34S	- 3/8" Wood band edge
VN	- Wood edge veneer

With 74P, KN and 34S edges, select from laminates for surface finish (Lxx). For edge color, 74P and KN, select from Exx colors and for 34S, select Mxx colors. For VN, select from Mxx for surface finish and do not select an edge color.

C Select end panel.

B	- Two transitional end panels
L	- Left transitional end panel; add $60
R	- Right transitional end panel; add $60
S	- Two full end panels; add $119

D Select desk center grommet option.

NCG	- No center grommet
NCG	- No center grommet
YCG	- Yes center grommet

"YCG" option only available on 66" and 72" wide desks. "YCG" is needed to mount overheads, transaction surfaces or stanchion mounted privacy screens.

E Select surface grommet color.
Refer to color addendum at ki.com or KI Fabrics & Finishes binder.

F Select surface finish.
Refer to color addendum at ki.com or KI Fabrics & Finishes binder.
Surface finish offerings are based on edge style selections.

G Select edge color.
Refer to color addendum at ki.com or KI Fabrics & Finishes binder.
Edge color offerings are based on edge style selections.

H Select frame grommet color.
Refer to color addendum at ki.com or KI Fabrics & Finishes binder.

I Select desk color.
Refer to color addendum at ki.com or KI Fabrics & Finishes binder.

True® Desking System

Rectangular Desk

Approx. Packaged Weight	74P Edge (74P)	Knife Edge (KN)	3/8" Wood Band Edge (34S)	Wood Edge Veneer (VN)
52.0#	$ 1172	$ 1285	$ 1499	$ 1619
78.0#	1191	1311	1525	1649
85.0#	1215	1335	1556	1679
91.0#	1272	1394	1625	1755
97.0#	1292	1422	1654	1786
103.0#	1332	1466	1704	1840
114.0#	1370	1509	1755	1895
120.0#	1427	1568	1823	1971
127.0#	1487	1635	1906	2060
84.0#	1210	1328	1548	1670
91.0#	1225	1349	1569	1694
99.0#	1260	1385	1615	1742
107.0#	1302	1434	1669	1803
114.0#	1339	1475	1714	1851
121.0#	1378	1513	1762	1904
128.0#	1418	1560	1817	1961
136.0#	1457	1602	1865	2016
143.0#	1534	1685	1962	2121

FINISH INFORMATION

Additional Laminate Offering
Additional laminates beyond KI standard offering, are available with two weeks extended leadtime. To specify additional laminates, use these designators followed by the supplier's color/pattern code:

Formica - LF/supplier's color pattern code
Nevamar - LN/supplier's color pattern code
Wilsonart - LW/supplier's color pattern code

KI's standard finish is the supplier's recommended finish for that color/pattern.
Note: Nonstandard laminates from these suppliers (example: textured laminates), require an upcharge and additional leadtime. Contact KI.

SPECIAL SERVICES

Special Carton Marking

With specially marked information	N/C

Shipping
Delivered. Shipped **k.d. freight prepaid f.o.b. Pembroke, Ontario K8A 0E1** factory. Freight class #70.

Specifications and prices are subject to change without prior notice.

True® Desking System

Bow Front Desk

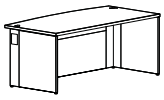

TRUE

Bow Front Desk with Full Modesty Panel

- Consists of top, two legs, modesty panel, filler panel (full modesty panel), and standard depth end panels
- Each leg has two cable access grommet locations
- Top has two cable access grommets above the legs
- Modesty panel allows for optional 10-wire electrical system (see Electrical section)
- "Guest" side of desk has a 6" deep bowed overhang worksurface edge
- Pedestals ordered with Bow Front Desks are required to be undersized from the desk's depth by 12"

MODEL	D x W	MODEL NUMBER								
		Basic Model	Edge Style	End Panel	Center Grom.	Surface Grom. Color	Surface Finish	Edge Color	Frame Grom. Color	Desk Color
	30 x 60"	TE3060	□□□	□	NCG	□□	□□□	□□	□□	□□
	30 x 66"	TE3066	□□□	□	NCG	□□	□□□	□□	□□	□□
	30 x 72"	TE3072	□□□	□	NCG	□□	□□□	□□	□□	□□
	36 x 60"	TE3660	□□□	□	NCG	□□	□□□	□□	□□	□□
	36 x 66"	TE3666	□□□	□	NCG	□□	□□□	□□	□□	□□
	36 x 72"	TE3672	□□□	□	NCG	□□	□□□	□□	□□	□□
			A	B	C	D	E	F	G	H	I

HOW TO ORDER

Indicate the following information on order form:

1. Quantity of each item.
2. Model number, including options. See "How To Build a Model Number".
3. Any special service required.

Note:
- The □ indicates that a choice is required.
- The absence of the □ indicates that no choice is required.
- Alpha-numeric characters in place of □ indicate that no other alternatives are available.

HOW TO BUILD A MODEL NUMBER

A Select basic model.

B Select edge style.
Knife edge (KN) adds 2" to the depth of the desk. KN is not recommended in L-Shaped configurations.

74P	- 74P edge
KN	- Knife edge
34S	- 3/8" Wood band edge
VN	- Wood edge veneer

C Select end panel.

S	- Two full end panels only

Price included in desk price.

D Select desk center grommet option.

NCG	- No center grommet

E Select surface grommet color.
Refer to color addendum at ki.com or KI Fabrics & Finishes binder.

F Select surface finish.
Refer to color addendum at ki.com or KI Fabrics & Finishes binder.
Surface finish offerings are based on edge style selections. With 74P edge (74P), knife edge (KN), and wood band edge laminate (34S), select from laminates. With wood edge veneer (VN), select from veneers.

G Select edge color.
Refer to color addendum at ki.com or KI Fabrics & Finishes binder.
Edge color offerings are based on edge style selections. With 74P edge (74P) and knife edge (KN), select from 74P/knife colors. With wood edge veneer (VN), no edge color selection required. With wood band edge laminate (34S), select wood edge colors.

H Select frame grommet color.
Refer to color addendum at ki.com or KI Fabrics & Finishes binder.

I Select desk color.
Refer to color addendum at ki.com or KI Fabrics & Finishes binder.

True® Desking System

Bow Front Desk

Approx. Packaged Weight	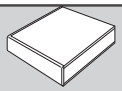 74P Edge (74P)	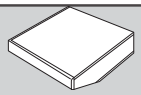 Knife Edge (KN)	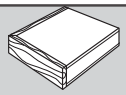 3/8" Wood Band Edge (34S)	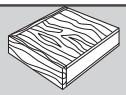 Wood Edge Veneer (VN)
134.0#	$ 1937	$ 2132	$ 2482	$ 2679
143.0#	2002	2202	2560	2765
151.0#	2120	2330	2711	2927
153.0#	2223	2447	2846	3071
163.0#	2299	2530	2944	3181
172.0#	2406	2647	3079	3325

FINISH INFORMATION

Additional Laminate Offering
Additional laminates beyond KI standard offering, are available with two weeks extended leadtime. To specify additional laminates, use these designators followed by the supplier's color/pattern code:

Formica - LF/supplier's color pattern code
Nevamar - LN/supplier's color pattern code
Wilsonart - LW/supplier's color pattern code

KI's standard finish is the supplier's recommended finish for that color/pattern.
Note: Nonstandard laminates from these suppliers (example: textured laminates), require an upcharge and additional leadtime. Contact KI.

SPECIAL SERVICES

Special Carton Marking

With specially marked information	N/C

Shipping
Delivered. Shipped **k.d. freight prepaid f.o.b. Pembroke, Ontario K8A 0E1** factory. Freight class #70.

Specifications and prices are subject to change without prior notice.

True® Desking System

Corner Desk

	D x W-LEFT x W-RIGHT x D	MODEL NUMBER								
		Basic Model	Edge Style	End Panel	Center Grom.	Surface Grom. Color	Surface Finish	Edge Color	Frame Grom. Color	Desk Color
	24 x 42 x 42 x 24"	TC24424224/FF	□□□	□	NCG	□□	□□□	□□	□□	□□
TRUE	24 x 48 x 48 x 24"	TC24484824/FF	□□□	□	NCG	□□	□□□	□□	□□	□□
Corner Desk with Full Modesty Panel/ Full Modesty Panel	30 x 48 x 48 x 30"	TC30484830/FF	□□□	□	NCG	□□	□□□	□□	□□	□□
		Ⓐ	Ⓑ	Ⓒ	Ⓓ	Ⓔ	Ⓕ	Ⓖ	Ⓗ	Ⓘ

- See images below
- Consists of top, three legs, two modesty panels, two filler panels (full modesty panel), two end panels (optional transitional size), ganging plates, and all required assembly hardware
- Each leg has two cable access grommet locations
- Top has three cable access grommets above the legs
- Top grommets allow for attachment of overhead storage units
- Modesty panel allows for optional 10-wire electrical system (see Electrical section)
- Pricing is for two transitional end panels, see "HOW TO BUILD A MODEL NUMBER" below for more options

HOW TO ORDER

Indicate the following information on order form:

1. Quantity of each item.
2. Model number, including options. See "How To Build a Model Number".
3. Any special service required.

Note:
- The □ indicates that a choice is required.
- The absence of the □ indicates that no choice is required.
- Alpha-numeric characters in place of □ indicate that no other alternatives are available.

HOW TO BUILD A MODEL NUMBER

Ⓐ Select basic model.

Ⓑ Select edge style.
Knife edge (KN) adds 2" to the depth of the desk on the user's side.

74P	- 74P edge
KN	- Knife edge
34S	- 3/8" Wood band edge
VN	- Wood edge veneer

Ⓒ Select transition end panels.

B	- Two transitional end panels
L	- Left transitional end panel; add $60
R	- Right transitional end panel; add $60
S	- Two full end panels; add $119

Ⓓ Select desk center grommet option.

NCG	- No center grommet

Ⓔ Select surface grommet color.
Refer to color addendum at ki.com or KI Fabrics & Finishes binder.

Ⓕ Select surface finish.
Refer to color addendum at ki.com or KI Fabrics & Finishes binder.
Surface finish offerings are based on edge style selections. With 74P edge (74P), knife edge (KN), and wood band edge laminate (34S), select from laminates. With wood edge veneer (VN), select from veneers.

Ⓖ Select edge color.
Refer to color addendum at ki.com or KI Fabrics & Finishes binder.
Edge color offerings are based on edge style selections. With 74P edge (74P) and knife edge (KN), select from 74P/knife colors. With wood edge veneer (VN), no edge color selection required. With wood band edge laminate (34S), select wood edge colors.

Ⓗ Select frame grommet color.
Refer to color addendum at ki.com or KI Fabrics & Finishes binder.

Ⓘ Select desk color.
Refer to color addendum at ki.com or KI Fabrics & Finishes binder.

True® Desking System

Corner Desk

Approx. Packaged Weight	74P Edge (74P)	Knife Edge (KN)	3/8" Wood Band Edge (34S)	Wood Edge Veneer (VN)
142.0#	$ 1910	$ 2056	$ 2323	$ 2469
156.0#	2138	2299	2589	2753
171.0#	2177	2345	2642	2809

FINISH INFORMATION

Additional Laminate Offering
Additional laminates beyond KI standard offering, are available with two weeks extended leadtime. To specify additional laminates, use these designators followed by the supplier's color/pattern code:

Formica - LF/supplier's color pattern code
Nevamar - LN/supplier's color pattern code
Wilsonart - LW/supplier's color pattern code

KI's standard finish is the supplier's recommended finish for that color/pattern.
Note: Nonstandard laminates from these suppliers (example: textured laminates), require an upcharge and additional leadtime. Contact KI.

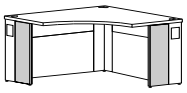

(B) Both transitional

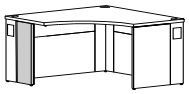

(L) Left transitional

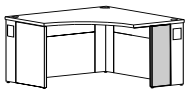

(R) Right transitional

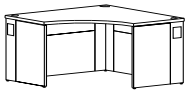

(S) Two full end panels

SPECIAL SERVICES

Special Carton Marking

With specially marked information	N/C

Shipping
Delivered. Shipped **k.d. freight prepaid f.o.b. Pembroke, Ontario K8A 0E1** factory. Freight class #70.

Specifications and prices are subject to change without prior notice.

True® Desking System

Corner Desk

	D x W-LEFT x W-RIGHT x D	MODEL NUMBER								
		Basic Model	Edge Style	End Panel	Center Grom.	Surface Grom. Color	Surface Finish	Edge Color	Frame Grom. Color	Desk Color
	24 x 42 x 42 x 24"	TC24424224/FP	□□□	□	NCG	□□	□□□	□□	□□	□□
TRUE	24 x 48 x 48 x 24"	TC24484824/FP	□□□	□	NCG	□□	□□□	□□	□□	□□
Corner Desk with Full Modesty Panel/ Partial Modesty Panel	30 x 48 x 48 x 30"	TC30484830/FP	□□□	□	NCG	□□	□□□	□□	□□	□□
		Ⓐ	Ⓑ	Ⓒ	Ⓓ	Ⓔ	Ⓕ	Ⓖ	Ⓗ	Ⓘ

- See images below
- Consists of top, three legs, two modesty panels, one filler panel (full modesty panel), two end panels (optional transitional size), ganging plates, and all required assembly hardware
- Each leg has two cable access grommet locations
- Top has three cable access grommets above the legs
- Top grommets allow for attachment of overhead storage units
- Modesty panel allows for optional 10-wire electrical system (see Electrical section)
- Pricing is for two transitional end panels, see "HOW TO BUILD A MODEL NUMBER" below for more options

HOW TO ORDER

Indicate the following information on order form:

1. Quantity of each item.
2. Model number, including options. See "How To Build a Model Number".
3. Any special service required.

Note:
- The □ indicates that a choice is required.
- The absence of the □ indicates that no choice is required.
- Alpha-numeric characters in place of □ indicate that no other alternatives are available.

HOW TO BUILD A MODEL NUMBER

Ⓐ Select basic model.

Ⓑ Select edge style.
Knife edge (KN) adds 2" to the depth of the desk on the user's side.

74P	- 74P edge
KN	- Knife edge
34S	- 3/8" Wood band edge
VN	- Wood edge veneer

Ⓒ Select transition end panels.

B	- Two transitional end panels
L	- Left transitional end panel; add $60
R	- Right transitional end panel; add $60
S	- Two full end panels; add $119

Ⓓ Select desk center grommet option.

NCG	- No center grommet

Ⓔ Select surface grommet color.
Refer to color addendum at ki.com or KI Fabrics & Finishes binder.

Ⓕ Select surface finish.
Refer to color addendum at ki.com or KI Fabrics & Finishes binder.
Surface finish offerings are based on edge style selections. With 74P edge (74P), knife edge (KN), and wood band edge laminate (34S), select from laminates. With wood edge veneer (VN), select from veneers.

Ⓖ Select edge color.
Refer to color addendum at ki.com or KI Fabrics & Finishes binder.
Edge color offerings are based on edge style selections. With 74P edge (74P) and knife edge (KN), select from 74P/knife colors. With wood edge veneer (VN), no edge color selection required. With wood band edge laminate (34S), select wood edge colors.

Ⓗ Select frame grommet color.
Refer to color addendum at ki.com or KI Fabrics & Finishes binder.

Ⓘ Select desk color.
Refer to color addendum at ki.com or KI Fabrics & Finishes binder.

True® Desking System

Corner Desk

Approx. Packaged Weight	74P Edge (74P)	Knife Edge (KN)	3/8" Wood Band Edge (34S)	Wood Edge Veneer (VN)
133.0#	$ 1689	$ 1836	$ 2102	$ 2253
146.0#	1873	2033	2325	2492
161.0#	1914	2079	2374	2546

FINISH INFORMATION

Additional Laminate Offering
Additional laminates beyond KI standard offering, are available with two weeks extended leadtime. To specify additional laminates, use these designators followed by the supplier's color/pattern code:

Formica - LF/supplier's color pattern code
Nevamar - LN/supplier's color pattern code
Wilsonart - LW/supplier's color pattern code

KI's standard finish is the supplier's recommended finish for that color/pattern.
Note: Nonstandard laminates from these suppliers (example: textured laminates), require an upcharge and additional leadtime. Contact KI.

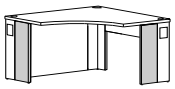

(B) Both transitional

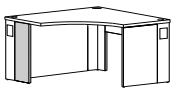

(L) Left transitional

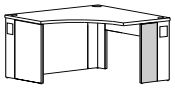

(R) Right transitional

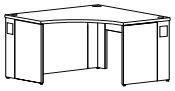

(S) Two full end panels

SPECIAL SERVICES

Special Carton Marking

With specially marked information	N/C

Shipping
Delivered. Shipped **k.d. freight prepaid f.o.b. Pembroke, Ontario K8A 0E1** factory. Freight class #70.

Specifications and prices are subject to change without prior notice.

True® Desking System

Corner Desk

	D x W-LEFT x W-RIGHT x D	MODEL NUMBER								
		Basic Model	Edge Style	End Panel	Center Grom.	Surface Grom. Color	Surface Finish	Edge Color	Frame Grom. Color	Desk Color
	24 x 42 x 42 x 24"	TC24424224/PF	□□□	□	NCG	□□	□□□	□□	□□	□□
TRUE	24 x 48 x 48 x 24"	TC24484824/PF	□□□	□	NCG	□□	□□□	□□	□□	□□
Corner Desk with Partial Modesty Panel/Full Modesty Panel	30 x 48 x 48 x 30"	TC30484830/PF	□□□	□	NCG	□□	□□□	□□	□□	□□
		Ⓐ	Ⓑ	Ⓒ	Ⓓ	Ⓔ	Ⓕ	Ⓖ	Ⓗ	Ⓘ

- See images below
- Consists of top, three legs, two modesty panels, one filler panel (full modesty panel), two end panels (optional transitional size), ganging plates, and all required assembly hardware
- Each leg has two cable access grommet locations
- Top has three cable access grommets above the legs
- Top grommets allow for attachment of overhead storage units
- Modesty panel allows for optional 10-wire electrical system (see Electrical section)
- Pricing is for two transitional end panels, see "HOW TO BUILD A MODEL NUMBER" below for more options

HOW TO ORDER

Indicate the following information on order form:

1. Quantity of each item.
2. Model number, including options. See "How To Build a Model Number".
3. Any special service required.

Note:
- The □ indicates that a choice is required.
- The absence of the □ indicates that no choice is required.
- Alpha-numeric characters in place of □ indicate that no other alternatives are available.

HOW TO BUILD A MODEL NUMBER

Ⓐ Select basic model.

Ⓑ Select edge style.
Knife edge (KN) adds 2" to the depth of the desk on the user's side.

74P	- 74P edge
KN	- Knife edge
34S	- 3/8" Wood band edge
VN	- Wood edge veneer

Ⓒ Select transition end panels.

B	- Two transitional end panels
L	- Left transitional end panel; add $60
R	- Right transitional end panel; add $60
S	- Two full end panels; add $119

Ⓓ Select desk center grommet option.

NCG	- No center grommet

Ⓔ Select surface grommet color.
Refer to color addendum at ki.com or KI Fabrics & Finishes binder.

Ⓕ Select surface finish.
Refer to color addendum at ki.com or KI Fabrics & Finishes binder.
Surface finish offerings are based on edge style selections. With 74P edge (74P), knife edge (KN), and wood band edge laminate (34S), select from laminates. With wood edge veneer (VN), select from veneers.

Ⓖ Select edge color.
Refer to color addendum at ki.com or KI Fabrics & Finishes binder.
Edge color offerings are based on edge style selections. With 74P edge (74P) and knife edge (KN), select from 74P/knife colors. With wood edge veneer (VN), no edge color selection required. With wood band edge laminate (34S), select wood edge colors.

Ⓗ Select frame grommet color.
Refer to color addendum at ki.com or KI Fabrics & Finishes binder.

Ⓘ Select desk color.
Refer to color addendum at ki.com or KI Fabrics & Finishes binder.

True® Desking System

Corner Desk

Approx. Packaged Weight	74P Edge (74P)	Knife Edge (KN)	3/8" Wood Band Edge (34S)	Wood Edge Veneer (VN)
133.0#	$ 1689	$ 1836	$ 2102	$ 2253
146.0#	1873	2033	2325	2492
161.0#	1914	2079	2374	2546

FINISH INFORMATION

Additional Laminate Offering
Additional laminates beyond KI standard offering, are available with two weeks extended leadtime. To specify additional laminates, use these designators followed by the supplier's color/pattern code:

Formica - LF/supplier's color pattern code
Nevamar - LN/supplier's color pattern code
Wilsonart - LW/supplier's color pattern code

KI's standard finish is the supplier's recommended finish for that color/pattern.
Note: Nonstandard laminates from these suppliers (example: textured laminates), require an upcharge and additional leadtime. Contact KI.

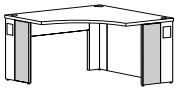

(B) Both transitional

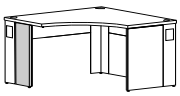

(L) Left transitional

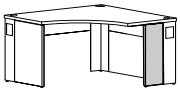

(R) Right transitional

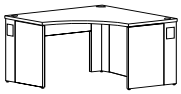

(S) Two full end panels

SPECIAL SERVICES

Special Carton Marking

With specially marked information	N/C

Shipping
Delivered. Shipped **k.d. freight prepaid f.o.b. Pembroke, Ontario K8A 0E1** factory. Freight class #70.

Specifications and prices are subject to change without prior notice.

True® Desking System

Corner Desk

	D x W-LEFT x W-RIGHT x D	MODEL NUMBER								
		Basic Model	Edge Style	End Panel	Center Grom.	Surface Grom. Color	Surface Finish	Edge Color	Frame Grom. Color	Desk Color
	24 x 42 x 42 x 24"	TC24424224/PP	□□□	□	NCG	□□	□□□	□□	□□	□□
TRUE	24 x 48 x 48 x 24"	TC24484824/PP	□□□	□	NCG	□□	□□□	□□	□□	□□
Corner Desk with Partial Modesty Panel/Partial Modesty Panel	30 x 48 x 48 x 30"	TC30484830/PP	□□□	□	NCG	□□	□□□	□□	□□	□□
		Ⓐ	Ⓑ	Ⓒ	Ⓓ	Ⓔ	Ⓕ	Ⓖ	Ⓗ	Ⓘ

- See images below
- Consists of top, three legs, two modesty panels, two end panels (optional transitional size), ganging plates, and all required assembly hardware
- Each leg has two cable access grommet locations
- Top has three cable access grommets above the legs
- Top grommets allow for attachment of overhead storage units
- Modesty panel allows for optional 10-wire electrical system (see Electrical section)
- Pricing is for two transitional end panels, see "HOW TO BUILD A MODEL NUMBER" below for more options

HOW TO ORDER

Indicate the following information on order form:
1. Quantity of each item.
2. Model number, including options. See "How To Build a Model Number".
3. Any special service required.

Note:
- The □ indicates that a choice is required.
- The absence of the □ indicates that no choice is required.
- Alpha-numeric characters in place of □ indicate that no other alternatives are available.

HOW TO BUILD A MODEL NUMBER

Ⓐ Select basic model.

Ⓑ Select edge style.
Knife edge (KN) adds 2" to the depth of the desk on the user's side.

74P	- 74P edge
KN	- Knife edge
34S	- 3/8" Wood band edge
VN	- Wood edge veneer

Ⓒ Select transition end panels.

B	- Two transitional end panels
L	- Left transitional end panel; add $60
R	- Right transitional end panel; add $60
S	- Two full end panels; add $119

Ⓓ Select desk center grommet option.

NCG	- No center grommet

Ⓔ Select surface grommet color.
Refer to color addendum at ki.com or KI Fabrics & Finishes binder.

Ⓕ Select surface finish.
Refer to color addendum at ki.com or KI Fabrics & Finishes binder.
Surface finish offerings are based on edge style selections. With 74P edge (74P), knife edge (KN), and wood band edge laminate (34S), select from laminates. With wood edge veneer (VN), select from veneers.

Ⓖ Select edge color.
Refer to color addendum at ki.com or KI Fabrics & Finishes binder.
Edge color offerings are based on edge style selections. With 74P edge (74P) and knife edge (KN), select from 74P/knife colors. With wood edge veneer (VN), no edge color selection required. With wood band edge laminate (34S), select wood edge colors.

Ⓗ Select frame grommet color.
Refer to color addendum at ki.com or KI Fabrics & Finishes binder.

Ⓘ Select desk color.
Refer to color addendum at ki.com or KI Fabrics & Finishes binder.

True® Desking System

Corner Desk

Approx. Packaged Weight	74P Edge (74P)	Knife Edge (KN)	3/8" Wood Band Edge (34S)	Wood Edge Veneer (VN)
124.0#	$ 1470	$ 1618	$ 1881	$ 2031
135.0#	1610	1769	2061	2224
150.0#	1650	1815	2108	2276

FINISH INFORMATION

Additional Laminate Offering
Additional laminates beyond KI standard offering, are available with two weeks extended leadtime. To specify additional laminates, use these designators followed by the supplier's color/pattern code:

Formica - LF/supplier's color pattern code
Nevamar - LN/supplier's color pattern code
Wilsonart - LW/supplier's color pattern code

KI's standard finish is the supplier's recommended finish for that color/pattern.
Note: Nonstandard laminates from these suppliers (example: textured laminates), require an upcharge and additional leadtime. Contact KI.

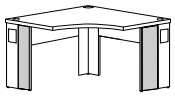
(B) Both transitional

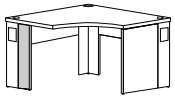
(L) Left transitional

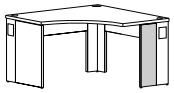
(R) Right transitional

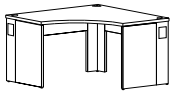
(S) Two full end panels

SPECIAL SERVICES

Special Carton Marking

With specially marked information	N/C

Shipping
Delivered. Shipped **k.d. freight prepaid f.o.b. Pembroke, Ontario K8A 0E1** factory. Freight class #70.

Specifications and prices are subject to change without prior notice.

True® Desking System

Square Shoe Desk

TRUE

Square Shoe Desk with Full Modesty Panel/Full Modesty Panel

- See images below
- Consists of top, three legs, two modesty panels, two filler panels (full modesty panel), two end panels (optional transitional size), ganging plates, and all required assembly hardware
- Each leg has two cable access grommet locations
- Top has three cable access grommets above the legs (66" and 72" wide have an optional fourth middle grommet used for mounting stanchions and not intended for routing cables)
- Top grommets allow for attachment of overhead storage units
- Modesty panel allows for optional 10-wire electrical system (see Electrical section)
- Pricing is for two transitional end panels, see "HOW TO BUILD A MODEL NUMBER" below for more options

	MODEL NUMBER								
D x W-LEFT x W-RIGHT x D	Basic Model	Edge Style	End Panel	Center Grom.	Surface Grom. Color	Surface Finish	Edge Color	Frame Grom. Color	Desk Color
24 x 48 x 60 x 24"	TS24486024/F/FS	□□□	□	NCG	□□	□□□	□□	□□	□□
24 x 48 x 66 x 24"	TS24486624/F/FS	□□□	□	□□□	□□	□□□	□□	□□	□□
24 x 48 x 72 x 24"	TS24487224/F/FS	□□□	□	□□□	□□	□□□	□□	□□	□□
24 x 60 x 48 x 24"	TS24604824/F/FS	□□□	□	NCG	□□	□□□	□□	□□	□□
24 x 66 x 48 x 24"	TS24664824/F/FS	□□□	□	□□□	□□	□□□	□□	□□	□□
24 x 72 x 48 x 24"	TS24724824/F/FS	□□□	□	□□□	□□	□□□	□□	□□	□□
30 x 48 x 60 x 30"	TS30486030/F/FS	□□□	□	NCG	□□	□□□	□□	□□	□□
30 x 48 x 66 x 30"	TS30486630/F/FS	□□□	□	□□□	□□	□□□	□□	□□	□□
30 x 48 x 72 x 30"	TS30487230/F/FS	□□□	□	□□□	□□	□□□	□□	□□	□□
30 x 60 x 48 x 30"	TS30604830/F/FS	□□□	□	NCG	□□	□□□	□□	□□	□□
30 x 66 x 48 x 30"	TS30664830/F/FS	□□□	□	□□□	□□	□□□	□□	□□	□□
30 x 72 x 48 x 30"	TS30724830/F/FS	□□□	□	□□□	□□	□□□	□□	□□	□□
	A	B	C	D	E	F	G	H	I

HOW TO ORDER

Indicate the following information on order form:

1. Quantity of each item.
2. Model number, including options. See "How To Build a Model Number".
3. Any special service required.

Note:
- The □ indicates that a choice is required.
- The absence of the □ indicates that no choice is required.
- Alpha-numeric characters in place of □ indicate that no other alternatives are available.

HOW TO BUILD A MODEL NUMBER

A Select basic model.

B Select edge style.
Knife edge (KN) adds 2" to the depth of the desk on the user's side.

74P	- 74P edge
KN	- Knife edge
34S	- 3/8" Wood band edge
VN	- Wood edge veneer

With 74P, KN and 34S edges, select from laminates for surface finish (Lxx). For edge color, 74P and KN, select from Exx colors and for 34S, select Mxx colors. For VN, select from Mxx for surface finish and do not select an edge color.

C Select transition end panels.

B	- Two transitional end panels
L	- Left transitional end panel; add $60
R	- Right transitional end panel; add $60
S	- Two full end panels; add $119

D Select desk center grommet option.

NCG	- No center grommet
YCG	- Yes center grommet

"YCG" option only available on 66" and 72" wide desks. "YCG" is needed to mount overheads, transaction surfaces or stanchion mounted privacy screens.

E Select surface grommet color.
Refer to color addendum at ki.com or KI Fabrics & Finishes binder.

F Select surface finish.
Refer to color addendum at ki.com or KI Fabrics & Finishes binder.
Surface finish offerings are based on edge style selections.

G Select edge color.
Refer to color addendum at ki.com or KI Fabrics & Finishes binder.
Edge color offerings are based on edge style selections.

H Select frame grommet color.
Refer to color addendum at ki.com or KI Fabrics & Finishes binder.

I Select desk color.
Refer to color addendum at ki.com or KI Fabrics & Finishes binder.

True® Desking System

Square Shoe Desk

Approx. Packaged Weight	74P Edge (74P)	Knife Edge (KN)	3/8" Wood Band Edge (34S)	Wood Edge Veneer (VN)
177.0#	$ 2476	$ 2667	$ 2913	$ 3005
186.0#	2567	2761	3017	3114
193.0#	2662	2865	3126	3226
177.0#	2476	2667	2913	3005
186.0#	2567	2761	3017	3114
193.0#	2662	2865	3126	3226
195.0#	2694	2905	3181	3283
205.0#	2801	3014	3304	3407
211.0#	2930	3159	3456	3568
195.0#	2694	2905	3181	3283
205.0#	2801	3014	3304	3407
211.0#	2930	3159	3456	3568

FINISH INFORMATION

Additional Laminate Offering
Additional laminates beyond KI standard offering, are available with two weeks extended leadtime. To specify additional laminates, use these designators followed by the supplier's color/pattern code:

Formica - LF/supplier's color pattern code
Nevamar - LN/supplier's color pattern code
Wilsonart - LW/supplier's color pattern code

KI's standard finish is the supplier's recommended finish for that color/pattern.
Note: Nonstandard laminates from these suppliers (example: textured laminates), require an upcharge and additional leadtime. Contact KI.

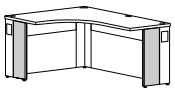

(B) Both transitional

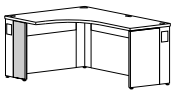

(L) Left transitional

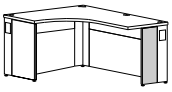

(R) Right transitional

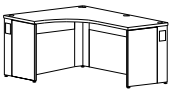

(S) Two full end panels

SPECIAL SERVICES

Special Carton Marking

With specially marked information	N/C

Shipping
Delivered. Shipped **k.d. freight prepaid f.o.b. Pembroke, Ontario K8A 0E1** factory. Freight class #70.

Specifications and prices are subject to change without prior notice.

True® Desking System

Square Shoe Desk

TRUE

Square Shoe Desk with Full Modesty Panel/Partial Modesty Panel

- See images below
- Full modesty panel attached on short (48") side
- Consists of top, three legs, two modesty panels, one filler panel (full modesty panel), two end panels (optional transitional size), ganging plates, and all required assembly hardware
- Each leg has two cable access grommet locations
- Top has three cable access grommets above the legs (66" and 72" wide have an optional fourth middle grommet used for mounting stanchions and not intended for routing cables)
- Top grommets allow for attachment of overhead storage units
- Modesty panel allows for optional 10-wire electrical system (see Electrical section)
- Pricing is for two transitional end panels, see "HOW TO BUILD A MODEL NUMBER" below for more options

	MODEL NUMBER								
D x W-LEFT x W-RIGHT x D	Basic Model	Edge Style	End Panel	Center Grom.	Surface Grom. Color	Surface Finish	Edge Color	Frame Grom. Color	Desk Color
24 x 48 x 60 x 24"	TS24486024/F/PS	□□□	□	NCG	□□	□□□	□□	□□	□□
24 x 48 x 66 x 24"	TS24486624/F/PS	□□□	□	□□□	□□	□□□	□□	□□	□□
24 x 48 x 72 x 24"	TS24487224/F/PS	□□□	□	□□□	□□	□□□	□□	□□	□□
24 x 60 x 48 x 24"	TS24604824/F/PS	□□□	□	NCG	□□	□□□	□□	□□	□□
24 x 66 x 48 x 24"	TS24664824/F/PS	□□□	□	□□□	□□	□□□	□□	□□	□□
24 x 72 x 48 x 24"	TS24724824/F/PS	□□□	□	□□□	□□	□□□	□□	□□	□□
30 x 48 x 60 x 30"	TS30486030/F/PS	□□□	□	NCG	□□	□□□	□□	□□	□□
30 x 48 x 66 x 30"	TS30486630/F/PS	□□□	□	□□□	□□	□□□	□□	□□	□□
30 x 48 x 72 x 30"	TS30487230/F/PS	□□□	□	□□□	□□	□□□	□□	□□	□□
30 x 60 x 48 x 30"	TS30604830/F/PS	□□□	□	NCG	□□	□□□	□□	□□	□□
30 x 66 x 48 x 30"	TS30664830/F/PS	□□□	□	□□□	□□	□□□	□□	□□	□□
30 x 72 x 48 x 30"	TS30724830/F/PS	□□□	□	□□□	□□	□□□	□□	□□	□□
	A	B	C	D	E	F	G	H	I

HOW TO ORDER

Indicate the following information on order form:

1. Quantity of each item.
2. Model number, including options. See "How To Build a Model Number".
3. Any special service required.

Note:
- The □ indicates that a choice is required.
- The absence of the □ indicates that no choice is required.
- Alpha-numeric characters in place of □ indicate that no other alternatives are available.

HOW TO BUILD A MODEL NUMBER

A Select basic model.

B Select edge style.
Knife edge (KN) adds 2" to the depth of the desk on the user's side.

74P	- 74P edge
KN	- Knife edge
34S	- 3/8" Wood band edge
VN	- Wood edge veneer

With 74P, KN and 34S edges, select from laminates for surface finish (Lxx). For edge color, 74P and KN, select from Exx colors and for 34S, select Mxx colors. For VN, select from Mxx for surface finish and do not select an edge color.

C Select transition end panels.

B	- Two transitional end panels
L	- Left transitional end panel; add $60
R	- Right transitional end panel; add $60
S	- Two full end panels; add $119

D Select desk center grommet option.

NCG	- No center grommet
YCG	- Yes center grommet

"YCG" option only available on 66" and 72" wide desks. "YCG" is needed to mount overheads, transaction surfaces or stanchion mounted privacy screens.

E Select surface grommet color.
Refer to color addendum at ki.com or KI Fabrics & Finishes binder.

F Select surface finish.
Refer to color addendum at ki.com or KI Fabrics & Finishes binder.
Surface finish offerings are based on edge style selections.

G Select edge color.
Refer to color addendum at ki.com or KI Fabrics & Finishes binder.
Edge color offerings are based on edge style selections.

H Select frame grommet color.
Refer to color addendum at ki.com or KI Fabrics & Finishes binder.

I Select desk color.
Refer to color addendum at ki.com or KI Fabrics & Finishes binder.

True® Desking System

Square Shoe Desk

Approx. Packaged Weight	74P Edge (74P)	Knife Edge (KN)	3/8" Wood Band Edge (34S)	Wood Edge Veneer (VN)
163.0#	$ 2149	$ 2337	$ 2583	$ 2675
170.0#	2215	2410	2667	2759
176.0#	2270	2469	2734	2831
163.0#	2149	2337	2583	2675
170.0#	2215	2410	2667	2759
176.0#	2270	2469	2734	2831
181.0#	2364	2576	2850	2951
189.0#	2447	2664	2950	3056
194.0#	2536	2768	3062	3175
181.0#	2364	2576	2850	2951
189.0#	2447	2664	2950	3056
194.0#	2536	2768	3062	3175

FINISH INFORMATION

Additional Laminate Offering
Additional laminates beyond KI standard offering, are available with two weeks extended leadtime. To specify additional laminates, use these designators followed by the supplier's color/pattern code:

Formica - LF/supplier's color pattern code
Nevamar - LN/supplier's color pattern code
Wilsonart - LW/supplier's color pattern code

KI's standard finish is the supplier's recommended finish for that color/pattern.
Note: Nonstandard laminates from these suppliers (example: textured laminates), require an upcharge and additional leadtime. Contact KI.

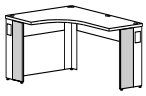
(B) Both transitional

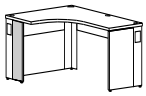
(L) Left transitional

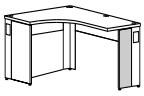
(R) Right transitional

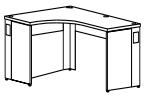
(S) Two full end panels

SPECIAL SERVICES

Special Carton Marking

With specially marked information	N/C

Shipping
Delivered. Shipped **k.d. freight prepaid f.o.b. Pembroke, Ontario K8A 0E1** factory. Freight class #70.

Specifications and prices are subject to change without prior notice.

True® Desking System

Square Shoe Desk

TRUE

Square Shoe Desk with Partial Modesty Panel/Full Modesty Panel

- See images below
- Full modesty panel attached on long (60", 66", or 72") side
- Consists of top, three legs, two modesty panels, one filler panel (full modesty panel), two end panels (optional transitional size), ganging plates, and all required assembly hardware
- Each leg has two cable access grommet locations
- Top has three cable access grommets above the legs (66" and 72" wide have an optional fourth middle grommet used for mounting stanchions and not intended for routing cables)
- Top grommets allow for attachment of overhead storage units
- Modesty panel allows for optional 10-wire electrical system (see Electrical section)
- Pricing is for two transitional end panels, see "HOW TO BUILD A MODEL NUMBER" below for more options

	MODEL NUMBER								
D x W-LEFT x W-RIGHT x D	Basic Model	Edge Style	End Panel	Center Grom.	Surface Grom. Color	Surface Finish	Edge Color	Frame Grom. Color	Desk Color
24 x 48 x 60 x 24"	TS24486024/P/FS	□□□	□	NCG	□□	□□□	□□	□□	□□
24 x 48 x 66 x 24"	TS24486624/P/FS	□□□	□	□□□	□□	□□□	□□	□□	□□
24 x 48 x 72 x 24"	TS24487224/P/FS	□□□	□	□□□	□□	□□□	□□	□□	□□
24 x 60 x 48 x 24"	TS24604824/P/FS	□□□	□	NCG	□□	□□□	□□	□□	□□
24 x 66 x 48 x 24"	TS24664824/P/FS	□□□	□	□□□	□□	□□□	□□	□□	□□
24 x 72 x 48 x 24"	TS24724824/P/FS	□□□	□	□□□	□□	□□□	□□	□□	□□
30 x 48 x 60 x 30"	TS30486030/P/FS	□□□	□	NCG	□□	□□□	□□	□□	□□
30 x 48 x 66 x 30"	TS30486630/P/FS	□□□	□	□□□	□□	□□□	□□	□□	□□
30 x 48 x 72 x 30"	TS30487230/P/FS	□□□	□	□□□	□□	□□□	□□	□□	□□
30 x 60 x 48 x 30"	TS30604830/P/FS	□□□	□	NCG	□□	□□□	□□	□□	□□
30 x 66 x 48 x 30"	TS30664830/P/FS	□□□	□	□□□	□□	□□□	□□	□□	□□
30 x 72 x 48 x 30"	TS30724830/P/FS	□□□	□	□□□	□□	□□□	□□	□□	□□
	A	B	C	D	E	F	G	H	I

HOW TO ORDER

Indicate the following information on order form:

1. Quantity of each item.
2. Model number, including options. See "How To Build a Model Number".
3. Any special service required.

Note:
- The □ indicates that a choice is required.
- The absence of the □ indicates that no choice is required.
- Alpha-numeric characters in place of □ indicate that no other alternatives are available.

HOW TO BUILD A MODEL NUMBER

A Select basic model.

B Select edge style.
Knife edge (KN) adds 2" to the depth of the desk on the user's side.

74P	- 74P edge
KN	- Knife edge
34S	- 3/8" Wood band edge
VN	- Wood edge veneer

With 74P, KN and 34S edges, select from laminates for surface finish (Lxx). For edge color, 74P and KN, select from Exx colors and for 34S, select Mxx colors. For VN, select from Mxx for surface finish and do not select an edge color.

C Select transition end panels.

B	- Two transitional end panels
L	- Left transitional end panel; add $60
R	- Right transitional end panel; add $60
S	- Two full end panels; add $119

D Select desk center grommet option.

NCG	- No center grommet
YCG	- Yes center grommet

"YCG" option only available on 66" and 72" wide desks. "YCG" is needed to mount overheads, transaction surfaces or stanchion mounted privacy screens.

E Select surface grommet color.
Refer to color addendum at ki.com or KI Fabrics & Finishes binder.

F Select surface finish.
Refer to color addendum at ki.com or KI Fabrics & Finishes binder.
Surface finish offerings are based on edge style selections.

G Select edge color.
Refer to color addendum at ki.com or KI Fabrics & Finishes binder.
Edge color offerings are based on edge style selections.

H Select frame grommet color.
Refer to color addendum at ki.com or KI Fabrics & Finishes binder.

I Select desk color.
Refer to color addendum at ki.com or KI Fabrics & Finishes binder.

True® Desking System

Square Shoe Desk

Approx. Packaged Weight	74P Edge (74P)	Knife Edge (KN)	3/8" Wood Band Edge (34S)	Wood Edge Veneer (VN)
166.0#	$ 2211	$ 2401	$ 2648	$ 2742
175.0#	2301	2498	2752	2849
182.0#	2399	2600	2862	2958
166.0#	2211	2401	2648	2742
175.0#	2301	2498	2752	2849
182.0#	2399	2600	2862	2958
184.0#	2430	2641	2914	3014
194.0#	2533	2751	3040	3143
200.0#	2667	2893	3192	3302
184.0#	2430	2641	2914	3014
194.0#	2533	2751	3040	3143
200.0#	2667	2893	3192	3302

FINISH INFORMATION

Additional Laminate Offering
Additional laminates beyond KI standard offering, are available with two weeks extended leadtime. To specify additional laminates, use these designators followed by the supplier's color/pattern code:

Formica - LF/supplier's color pattern code
Nevamar - LN/supplier's color pattern code
Wilsonart - LW/supplier's color pattern code

KI's standard finish is the supplier's recommended finish for that color/pattern.
Note: Nonstandard laminates from these suppliers (example: textured laminates), require an upcharge and additional leadtime. Contact KI.

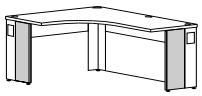

(B) Both transitional

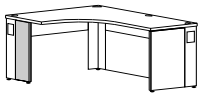

(L) Left transitional

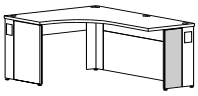

(R) Right transitional

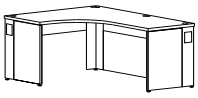

(S) Two full end panels

SPECIAL SERVICES

Special Carton Marking

With specially marked information	N/C

Shipping
Delivered. Shipped **k.d. freight prepaid f.o.b. Pembroke, Ontario K8A 0E1** factory. Freight class #70.

Specifications and prices are subject to change without prior notice.

True® Desking System

Square Shoe Desk

TRUE

Square Shoe Desk with Partial Modesty Panel/Partial Modesty Panel

- See images below
- Consists of top, three legs, two modesty panels, two end panels (optional transitional size), ganging plates, and all required assembly hardware
- Each leg has two cable access grommet locations
- Top has three cable access grommets above the legs (66" and 72" wide have an optional fourth middle grommet used for mounting stanchions and not intended for routing cables)
- Top grommets allow for attachment of overhead storage units
- Modesty panel allows for optional 10-wire electrical system (see Electrical section)
- Pricing is for two transitional end panels, see "HOW TO BUILD A MODEL NUMBER" below for more options

	MODEL NUMBER								
D x W-LEFT x W-RIGHT x D	Basic Model	Edge Style	End Panel	Center Grom.	Surface Grom. Color	Surface Finish	Edge Color	Frame Grom. Color	Desk Color
24 x 48 x 60 x 24"	TS24486024/P/PS	□□□	□	NCG	□□	□□□	□□	□□	□□
24 x 48 x 66 x 24"	TS24486624/P/PS	□□□	□	□□□	□□	□□□	□□	□□	□□
24 x 48 x 72 x 24"	TS24487224/P/PS	□□□	□	□□□	□□	□□□	□□	□□	□□
24 x 60 x 48 x 24"	TS24604824/P/PS	□□□	□	NCG	□□	□□□	□□	□□	□□
24 x 66 x 48 x 24"	TS24664824/P/PS	□□□	□	□□□	□□	□□□	□□	□□	□□
24 x 72 x 48 x 24"	TS24724824/P/PS	□□□	□	□□□	□□	□□□	□□	□□	□□
30 x 48 x 60 x 30"	TS30486030/P/PS	□□□	□	NCG	□□	□□□	□□	□□	□□
30 x 48 x 66 x 30"	TS30486630/P/PS	□□□	□	□□□	□□	□□□	□□	□□	□□
30 x 48 x 72 x 30"	TS30487230/P/PS	□□□	□	□□□	□□	□□□	□□	□□	□□
30 x 60 x 48 x 30"	TS30604830/P/PS	□□□	□	NCG	□□	□□□	□□	□□	□□
30 x 66 x 48 x 30"	TS30664830/P/PS	□□□	□	□□□	□□	□□□	□□	□□	□□
30 x 72 x 48 x 30"	TS30724830/P/PS	□□□	□	□□□	□□	□□□	□□	□□	□□
	Ⓐ	Ⓑ	Ⓒ	Ⓓ	Ⓔ	Ⓕ	Ⓖ	Ⓗ	Ⓘ

HOW TO ORDER

Indicate the following information on order form:

1. Quantity of each item.
2. Model number, including options. See "How To Build a Model Number".
3. Any special service required.

Note:
- The □ indicates that a choice is required.
- The absence of the □ indicates that no choice is required.
- Alpha-numeric characters in place of □ indicate that no other alternatives are available.

HOW TO BUILD A MODEL NUMBER

Ⓐ Select basic model.

Ⓑ Select edge style.
Knife edge (KN) adds 2" to the depth of the desk on the user's side.

74P	- 74P edge
KN	- Knife edge
34S	- 3/8" Wood band edge
VN	- Wood edge veneer

With 74P, KN and 34S edges, select from laminates for surface finish (Lxx). For edge color, 74P and KN, select from Exx colors and for 34S, select Mxx colors. For VN, select from Mxx for surface finish and do not select an edge color.

Ⓒ Select transition end panels.

B	- Two transitional end panels
L	- Left transitional end panel; add $60
R	- Right transitional end panel; add $60
S	- Two full end panels; add $119

Ⓓ Select desk center grommet option.

NCG	- No center grommet
YCG	- Yes center grommet

"YCG" option only available on 66" and 72" wide desks. "YCG" is needed to mount overheads, transaction surfaces or stanchion mounted privacy screens.

Ⓔ Select surface grommet color.
Refer to color addendum at ki.com or KI Fabrics & Finishes binder.

Ⓕ Select surface finish.
Refer to color addendum at ki.com or KI Fabrics & Finishes binder.
Surface finish offerings are based on edge style selections.

Ⓖ Select edge color.
Refer to color addendum at ki.com or KI Fabrics & Finishes binder.
Edge color offerings are based on edge style selections.

Ⓗ Select frame grommet color.
Refer to color addendum at ki.com or KI Fabrics & Finishes binder.

Ⓘ Select desk color.
Refer to color addendum at ki.com or KI Fabrics & Finishes binder.

True® Desking System

Square Shoe Desk

Approx. Packaged Weight	74P Edge (74P)	Knife Edge (KN)	3/8" Wood Band Edge (34S)	Wood Edge Veneer (VN)
152.0#	$ 1882	$ 2072	$ 2320	$ 2410
159.0#	1953	2147	2401	2497
165.0#	2006	2206	2467	2565
152.0#	1882	2072	2320	2410
159.0#	1953	2147	2401	2497
165.0#	2006	2206	2467	2565
170.0#	2100	2309	2584	2687
178.0#	2178	2400	2686	2791
183.0#	2272	2501	2801	2911
170.0#	2100	2309	2584	2687
178.0#	2178	2400	2686	2791
183.0#	2272	2501	2801	2911

FINISH INFORMATION

Additional Laminate Offering
Additional laminates beyond KI standard offering, are available with two weeks extended leadtime. To specify additional laminates, use these designators followed by the supplier's color/pattern code:

Formica - LF/supplier's color pattern code
Nevamar - LN/supplier's color pattern code
Wilsonart - LW/supplier's color pattern code

KI's standard finish is the supplier's recommended finish for that color/pattern.
Note: Nonstandard laminates from these suppliers (example: textured laminates), require an upcharge and additional leadtime. Contact KI.

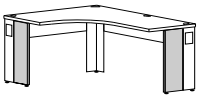
(B) Both transitional

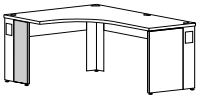
(L) Left transitional

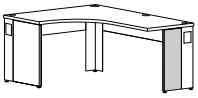
(R) Right transitional

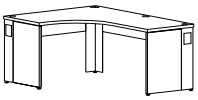
(S) Two full end panels

SPECIAL SERVICES

Special Carton Marking

With specially marked information	N/C

Shipping
Delivered. Shipped **k.d. freight prepaid f.o.b. Pembroke, Ontario K8A 0E1** factory. Freight class #70.

Specifications and prices are subject to change without prior notice.

True® Desking System

D-Shaped Desk

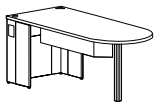

TRUE

D-Shaped Desk with Full Modesty Panel/ Partial Guest Modesty Panel

- Consists of top, two legs, modesty panel, filler panel (full modesty panel on 24", 30" or 36" side), two transitional size end panels, ganging plates, one round leg, one 9" tall steel guest modesty panel along the long side, and all required assembly hardware
- Each leg has two cable access grommet locations
- Top has two cable access grommets above the corner legs
- Top grommets allow for attachment of overhead storage units
- Modesty panel allows for optional 10-wire electrical system (see Electrical section)

MODEL	D x W	MODEL NUMBER: Basic Model	Edge Style	Surface Grom. Color	Surface Finish	Edge Color	Frame Grom. Color	Desk Color	Approx. Packaged Weight
	24 x 48"	TD2448/F/G	□□□	□□	□□□	□□	□□	□□	92.0#
	24 x 54"	TD2454/F/G	□□□	□□	□□□	□□	□□	□□	98.0#
	24 x 60"	TD2460/F/G	□□□	□□	□□□	□□	□□	□□	104.0#
	24 x 66"	TD2466/F/G	□□□	□□	□□□	□□	□□	□□	110.0#
	24 x 72"	TD2472/F/G	□□□	□□	□□□	□□	□□	□□	116.0#
	30 x 48"	TD3048/F/G	□□□	□□	□□□	□□	□□	□□	103.0#
	30 x 54"	TD3054/F/G	□□□	□□	□□□	□□	□□	□□	110.0#
	30 x 60"	TD3060/F/G	□□□	□□	□□□	□□	□□	□□	117.0#
	30 x 66"	TD3066/F/G	□□□	□□	□□□	□□	□□	□□	125.0#
	30 x 72"	TD3072/F/G	□□□	□□	□□□	□□	□□	□□	132.0#
	36 x 48"	TD3648/F/G	□□□	□□	□□□	□□	□□	□□	115.0#
	36 x 54"	TD3654/F/G	□□□	□□	□□□	□□	□□	□□	123.0#
	36 x 60"	TD3660/F/G	□□□	□□	□□□	□□	□□	□□	132.0#
	36 x 66"	TD3666/F/G	□□□	□□	□□□	□□	□□	□□	140.0#
	36 x 72"	TD3672/F/G	□□□	□□	□□□	□□	□□	□□	149.0#
		Ⓐ	Ⓑ	Ⓒ	Ⓓ	Ⓔ	Ⓕ	Ⓖ	

HOW TO ORDER

Indicate the following information on order form:

1. Quantity of each item.
2. Model number, including options. See "How To Build a Model Number".
3. Any special service required.

Note:
- The □ indicates that a choice is required.
- The absence of the □ indicates that no choice is required.
- Alpha-numeric characters in place of □ indicate that no other alternatives are available.

HOW TO BUILD A MODEL NUMBER

Ⓐ Select basic model.

Ⓑ Select edge style.

74P	- 74P edge
34S	- 3/8" Wood band edge
VN	- Wood edge veneer

Ⓒ Select surface grommet color.
Refer to color addendum at ki.com or KI Fabrics & Finishes binder.

Ⓓ Select surface finish.
Refer to color addendum at ki.com or KI Fabrics & Finishes binder.
Surface finish offerings are based on edge style selections. With 74P edge (74P) and wood band edge (34S), select from laminates. With wood edge veneer (VN), select from veneers.

Ⓔ Select edge color.
Refer to color addendum at ki.com or KI Fabrics & Finishes binder.
Edge color offerings are based on edge style selections. With 74P edge (74P), select from 74P colors. With wood edge veneer (VN), no edge color selection required. With wood band edge (34S), select wood edge colors.

Ⓕ Select frame grommet color.
Refer to color addendum at ki.com or KI Fabrics & Finishes binder.

Ⓖ Select desk color.
Refer to color addendum at ki.com or KI Fabrics & Finishes binder.

FINISH INFORMATION

Additional Laminate Offering

Additional laminates beyond KI standard offering, are available with two weeks extended leadtime. To specify additional laminates, use these designators followed by the supplier's color/pattern code:

Formica - LF/supplier's color pattern code
Nevamar - LN/supplier's color pattern code
Wilsonart - LW/supplier's color pattern code

KI's standard finish is the supplier's recommended finish for that color/pattern.
Note: Nonstandard laminates from these suppliers (example: textured laminates), require an upcharge and additional leadtime. Contact KI.

True® Desking System

D-Shaped Desk

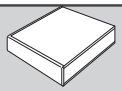 74P Edge (74P)	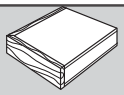 3/8" Wood Band Edge (34S)	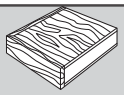 Wood Edge Veneer (VN)
$ 1830	$ 2147	$ 2293
1870	2202	2349
1911	2255	2406
1954	2306	2464
1990	2363	2524
1981	2164	2315
2021	2221	2371
2063	2273	2430
2103	2327	2485
2145	2383	2546
2132	2187	2335
2172	2239	2394
2213	2297	2451
2256	2348	2508
2297	2401	2564

SPECIAL SERVICES

Special Carton Marking

With specially marked information N/C

Shipping

Delivered. Shipped **k.d. freight prepaid f.o.b. Pembroke, Ontario K8A 0E1** factory. Freight class #70.

Specifications and prices are subject to change without prior notice.

True® Desking System

D-Shaped Desk

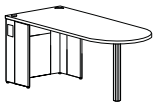

TRUE

D-Shaped Desk with Full Modesty Panel/ No Partial Guest Modesty Panel

- Consists of top, two legs, modesty panel, filler panel (full modesty panel on the 24", 30" or 36" side), two transitional size end panels, ganging plates, one round leg, and all required assembly hardware
- Each leg has two cable access grommet locations
- Top has two cable access grommets above the corner legs
- Top grommets allow for attachment of overhead storage units
- Modesty panel allows for optional 10-wire electrical system (see Electrical section)

MODEL	D x W	MODEL NUMBER: Basic Model	Edge Style	Surface Grom. Color	Surface Finish	Edge Color	Frame Grom. Color	Desk Color	Approx. Packaged Weight
	24 x 48"	TD2448/F/A	□□□	□□	□□□	□□	□□	□□	87.0#
	24 x 54"	TD2454/F/A	□□□	□□	□□□	□□	□□	□□	92.0#
	24 x 60"	TD2460/F/A	□□□	□□	□□□	□□	□□	□□	97.0#
	24 x 66"	TD2466/F/A	□□□	□□	□□□	□□	□□	□□	102.0#
	24 x 72"	TD2472/F/A	□□□	□□	□□□	□□	□□	□□	107.0#
	30 x 48"	TD3048/F/A	□□□	□□	□□□	□□	□□	□□	98.0#
	30 x 54"	TD3054/F/A	□□□	□□	□□□	□□	□□	□□	104.0#
	30 x 60"	TD3060/F/A	□□□	□□	□□□	□□	□□	□□	110.0#
	30 x 66"	TD3066/F/A	□□□	□□	□□□	□□	□□	□□	117.0#
	30 x 72"	TD3072/F/A	□□□	□□	□□□	□□	□□	□□	123.0#
	36 x 48"	TD3648/F/A	□□□	□□	□□□	□□	□□	□□	110.0#
	36 x 54"	TD3654/F/A	□□□	□□	□□□	□□	□□	□□	117.0#
	36 x 60"	TD3660/F/A	□□□	□□	□□□	□□	□□	□□	125.0#
	36 x 66"	TD3666/F/A	□□□	□□	□□□	□□	□□	□□	132.0#
	36 x 72"	TD3672/F/A	□□□	□□	□□□	□□	□□	□□	140.0#
		Ⓐ	Ⓑ	Ⓒ	Ⓓ	Ⓔ	Ⓕ	Ⓖ	

HOW TO ORDER

Indicate the following information on order form:

1. Quantity of each item.
2. Model number, including options. See "How To Build a Model Number".
3. Any special service required.

Note:
- The □ indicates that a choice is required.
- The absence of the □ indicates that no choice is required.
- Alpha-numeric characters in place of □ indicate that no other alternatives are available.

HOW TO BUILD A MODEL NUMBER

Ⓐ Select basic model.

Ⓑ Select edge style.

74P	- 74P edge
34S	- 3/8" Wood band edge
VN	- Wood edge veneer

Ⓒ Select surface grommet color.
Refer to color addendum at ki.com or KI Fabrics & Finishes binder.

Ⓓ Select surface finish.
Refer to color addendum at ki.com or KI Fabrics & Finishes binder.
Surface finish offerings are based on edge style selections. With 74P edge (74P) and wood band edge (34S), select from laminates. With wood edge veneer (VN), select from veneers.

Ⓔ Select edge color.
Refer to color addendum at ki.com or KI Fabrics & Finishes binder.
Edge color offerings are based on edge style selections. With 74P edge (74P), select from 74P colors. With wood edge veneer (VN), no edge color selection required. With wood band edge (34S), select wood edge colors.

Ⓕ Select frame grommet color.
Refer to color addendum at ki.com or KI Fabrics & Finishes binder.

Ⓖ Select desk color.
Refer to color addendum at ki.com or KI Fabrics & Finishes binder.

FINISH INFORMATION

Additional Laminate Offering

Additional laminates beyond KI standard offering, are available with two weeks extended leadtime. To specify additional laminates, use these designators followed by the supplier's color/pattern code:

Formica - LF/supplier's color pattern code
Nevamar - LN/supplier's color pattern code
Wilsonart - LW/supplier's color pattern code

KI's standard finish is the supplier's recommended finish for that color/pattern.
Note: Nonstandard laminates from these suppliers (example: textured laminates), require an upcharge and additional leadtime. Contact KI.

True® Desking System

D-Shaped Desk

74P Edge (74P)	3/8" Wood Band Edge (34S)	Wood Edge Veneer (VN)
$ 1694	$ 2011	$ 2157
1724	2054	2204
1754	2097	2248
1784	2138	2296
1813	2182	2345
1845	2030	2175
1874	2073	2224
1906	2119	2271
1934	2159	2318
1964	2204	2364
1997	2052	2202
2026	2094	2247
2056	2138	2296
2086	2177	2338
2119	2222	2385

SPECIAL SERVICES

Special Carton Marking

With specially marked information N/C

Shipping

Delivered. Shipped **k.d. freight prepaid f.o.b. Pembroke, Ontario K8A 0E1** factory. Freight class #70.

Specifications and prices are subject to change without prior notice.

True® Desking System

D-Shaped Desk

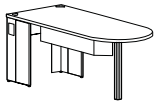

TRUE

D-Shaped Desk with Partial Modesty Panel/Partial Guest Modesty Panel

- Consists of top, two legs, modesty panel, two transitional size end panels, ganging plates, one round leg, one 9" tall steel guest modesty panel along the long side, and all required assembly hardware
- Each leg has two cable access grommet locations
- Top has two cable access grommets above the corner legs
- Top grommets allow for attachment of overhead storage units
- Modesty panel allows for optional 10-wire electrical system (see Electrical section)

MODEL	D x W	MODEL NUMBER: Basic Model	Edge Style	Surface Grom. Color	Surface Finish	Edge Color	Frame Grom. Color	Desk Color	Approx. Packaged Weight
	24 x 48"	TD2448/P/G	□□□	□□	□□□	□□	□□	□□	87.0#
	24 x 54"	TD2454/P/G	□□□	□□	□□□	□□	□□	□□	93.0#
	24 x 60"	TD2460/P/G	□□□	□□	□□□	□□	□□	□□	99.0#
	24 x 66"	TD2466/P/G	□□□	□□	□□□	□□	□□	□□	105.0#
	24 x 72"	TD2472/P/G	□□□	□□	□□□	□□	□□	□□	111.0#
	30 x 48"	TD3048/P/G	□□□	□□	□□□	□□	□□	□□	97.0#
	30 x 54"	TD3054/P/G	□□□	□□	□□□	□□	□□	□□	104.0#
	30 x 60"	TD3060/P/G	□□□	□□	□□□	□□	□□	□□	111.0#
	30 x 66"	TD3066/P/G	□□□	□□	□□□	□□	□□	□□	119.0#
	30 x 72"	TD3072/P/G	□□□	□□	□□□	□□	□□	□□	126.0#
	36 x 48"	TD3648/P/G	□□□	□□	□□□	□□	□□	□□	107.0#
	36 x 54"	TD3654/P/G	□□□	□□	□□□	□□	□□	□□	115.0#
	36 x 60"	TD3660/P/G	□□□	□□	□□□	□□	□□	□□	124.0#
	36 x 66"	TD3666/P/G	□□□	□□	□□□	□□	□□	□□	132.0#
	36 x 72"	TD3672/P/G	□□□	□□	□□□	□□	□□	□□	141.0#
		Ⓐ	Ⓑ	Ⓒ	Ⓓ	Ⓔ	Ⓕ	Ⓖ	

HOW TO ORDER

Indicate the following information on order form:

1. Quantity of each item.
2. Model number, including options. See "How To Build a Model Number".
3. Any special service required.

Note:
- The □ indicates that a choice is required.
- The absence of the □ indicates that no choice is required.
- Alpha-numeric characters in place of □ indicate that no other alternatives are available.

HOW TO BUILD A MODEL NUMBER

Ⓐ Select basic model.

Ⓑ Select edge style.

74P	- 74P edge
34S	- 3/8" Wood band edge
VN	- Wood edge veneer

Ⓒ Select surface grommet color.
Refer to color addendum at ki.com or KI Fabrics & Finishes binder.

Ⓓ Select surface finish.
Refer to color addendum at ki.com or KI Fabrics & Finishes binder.
Surface finish offerings are based on edge style selections. With 74P edge (74P) and wood band edge (34S), select from laminates. With wood edge veneer (VN), select from veneers.

Ⓔ Select edge color.
Refer to color addendum at ki.com or KI Fabrics & Finishes binder.
Edge color offerings are based on edge style selections. With 74P edge (74P), select from 74P colors. With wood edge veneer (VN), no edge color selection required. With wood band edge (34S), select wood edge colors.

Ⓕ Select frame grommet color.
Refer to color addendum at ki.com or KI Fabrics & Finishes binder.

Ⓖ Select desk color.
Refer to color addendum at ki.com or KI Fabrics & Finishes binder.

FINISH INFORMATION

Additional Laminate Offering

Additional laminates beyond KI standard offering, are available with two weeks extended leadtime. To specify additional laminates, use these designators followed by the supplier's color/pattern code:

Formica - LF/supplier's color pattern code
Nevamar - LN/supplier's color pattern code
Wilsonart - LW/supplier's color pattern code

KI's standard finish is the supplier's recommended finish for that color/pattern.
Note: Nonstandard laminates from these suppliers (example: textured laminates), require an upcharge and additional leadtime. Contact KI.

True® Desking System

D-Shaped Desk

74P Edge (74P)	3/8" Wood Band Edge (34S)	Wood Edge Veneer (VN)
$ 1649	$ 1962	$ 2107
1688	2018	2166
1728	2071	2223
1769	2127	2278
1810	2178	2342
1797	1982	2131
1839	2036	2190
1880	2092	2247
1921	2147	2301
1961	2202	2362
1953	2004	2154
1990	2060	2209
2031	2113	2270
2072	2164	2325
2113	2220	2383

SPECIAL SERVICES

Special Carton Marking

With specially marked information N/C

Shipping

Delivered. Shipped **k.d. freight prepaid f.o.b. Pembroke, Ontario K8A 0E1** factory. Freight class #70.

Specifications and prices are subject to change without prior notice.

True® Desking System

D-Shaped Desk

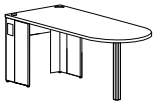

TRUE

D-Shaped Desk w/Partial Modesty Panel/ No Partial Guest Modesty Panel

- Consists of top, two legs, modesty panel, two transitional size end panels, ganging plates, one round leg, and all required assembly hardware
- Each leg has two cable access grommet locations
- Top has two cable access grommets above the corner legs
- Top grommets allow for attachment of overhead storage units
- Modesty panel allows for optional 10-wire electrical system (see Electrical section)

MODEL	D x W	MODEL NUMBER: Basic Model	Edge Style	Surface Grom. Color	Surface Finish	Edge Color	Frame Grom. Color	Desk Color	Approx. Packaged Weight
	24 x 48"	TD2448/P/A	□□□	□□	□□□	□□	□□	□□	82.0#
	24 x 54"	TD2454/P/A	□□□	□□	□□□	□□	□□	□□	87.0#
	24 x 60"	TD2460/P/A	□□□	□□	□□□	□□	□□	□□	92.0#
	24 x 66"	TD2466/P/A	□□□	□□	□□□	□□	□□	□□	97.0#
	24 x 72"	TD2472/P/A	□□□	□□	□□□	□□	□□	□□	102.0#
	30 x 48"	TD3048/P/A	□□□	□□	□□□	□□	□□	□□	92.0#
	30 x 54"	TD3054/P/A	□□□	□□	□□□	□□	□□	□□	98.0#
	30 x 60"	TD3060/P/A	□□□	□□	□□□	□□	□□	□□	104.0#
	30 x 66"	TD3066/P/A	□□□	□□	□□□	□□	□□	□□	111.0#
	30 x 72"	TD3072/P/A	□□□	□□	□□□	□□	□□	□□	117.0#
	36 x 48"	TD3648/P/A	□□□	□□	□□□	□□	□□	□□	102.0#
	36 x 54"	TD3654/P/A	□□□	□□	□□□	□□	□□	□□	109.0#
	36 x 60"	TD3660/P/A	□□□	□□	□□□	□□	□□	□□	117.0#
	36 x 66"	TD3666/P/A	□□□	□□	□□□	□□	□□	□□	124.0#
	36 x 72"	TD3672/P/A	□□□	□□	□□□	□□	□□	□□	132.0#
		Ⓐ	Ⓑ	Ⓒ	Ⓓ	Ⓔ	Ⓕ	Ⓖ	

HOW TO ORDER

Indicate the following information on order form:

1. Quantity of each item.
2. Model number, including options. See "How To Build a Model Number".
3. Any special service required.

Note:
- The □ indicates that a choice is required.
- The absence of the □ indicates that no choice is required.
- Alpha-numeric characters in place of □ indicate that no other alternatives are available.

HOW TO BUILD A MODEL NUMBER

Ⓐ Select basic model.

Ⓑ Select edge style.

74P	- 74P edge
34S	- 3/8" Wood band edge
VN	- Wood edge veneer

Ⓒ Select surface grommet color.
Refer to color addendum at ki.com or KI Fabrics & Finishes binder.

Ⓓ Select surface finish.
Refer to color addendum at ki.com or KI Fabrics & Finishes binder.
Surface finish offerings are based on edge style selections. With 74P edge (74P) and wood band edge (34S), select from laminates. With wood edge veneer (VN), select from veneers.

Ⓔ Select edge color.
Refer to color addendum at ki.com or KI Fabrics & Finishes binder.
Edge color offerings are based on edge style selections. With 74P edge (74P), select from 74P colors. With wood edge veneer (VN), no edge color selection required. With wood band edge (34S), select wood edge colors.

Ⓕ Select frame grommet color.
Refer to color addendum at ki.com or KI Fabrics & Finishes binder.

Ⓖ Select desk color.
Refer to color addendum at ki.com or KI Fabrics & Finishes binder.

FINISH INFORMATION

Additional Laminate Offering

Additional laminates beyond KI standard offering, are available with two weeks extended leadtime. To specify additional laminates, use these designators followed by the supplier's color/pattern code:

Formica - LF/supplier's color pattern code
Nevamar - LN/supplier's color pattern code
Wilsonart - LW/supplier's color pattern code

KI's standard finish is the supplier's recommended finish for that color/pattern.
Note: Nonstandard laminates from these suppliers (example: textured laminates), require an upcharge and additional leadtime. Contact KI.

True® Desking System

D-Shaped Desk

74P Edge (74P)	3/8" Wood Band Edge (34S)	Wood Edge Veneer (VN)
$ 1511	$ 1825	$ 1973
1540	1870	2020
1570	1912	2066
1601	1957	2110
1627	2003	2162
1666	1847	1994
1692	1892	2040
1722	1934	2089
1753	1977	2133
1781	2020	2181
1815	1868	2018
1844	1911	2064
1873	1957	2110
1904	1997	2157
1934	2038	2204

SPECIAL SERVICES

Special Carton Marking

With specially marked information N/C

Shipping

Delivered. Shipped **k.d. freight prepaid f.o.b. Pembroke, Ontario K8A 0E1** factory. Freight class #70.

Specifications and prices are subject to change without prior notice.

True® Desking System

P-Shaped Desk

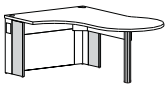

(B) Both transitional (Right)

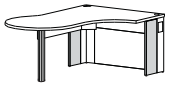

(B) Both transitional (Left)

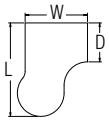

(Left)

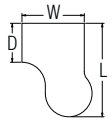

(Right)

P-Shaped Desk top view

P-Shaped Desk with Full Modesty Panel/ Partial Guest Modesty Panel

- Consists of top, two legs, modesty panel, filler panel (full modesty panel on the 48" side), two transitional size end panels, ganging plates, one round leg, one 9" tall steel guest modesty panel along the long side, and all required assembly hardware
- Each leg has two cable access grommet locations
- Top has two cable access grommets above the corner legs
- Top grommets allow for attachment of overhead storage units
- Modesty panel allows for optional 10-wire electrical system (see Electrical section)
- P-end is 18" radius

MODEL	Dir.	D x W x L	MODEL NUMBER: Basic Model	Edge Style	End Panel	Surface Grom. Color	Surface Finish	Edge Color	Frame Grom. Color	Desk Color
	Right	24 x 48 x 60"	TP244860/F/G	□□□	□	□□	□□□	□□	□□	□□
	Right	24 x 48 x 66"	TP244866/F/G	□□□	□	□□	□□□	□□	□□	□□
	Right	24 x 48 x 72"	TP244872/F/G	□□□	□	□□	□□□	□□	□□	□□
	Right	30 x 48 x 66"	TP304866/F/G	□□□	□	□□	□□□	□□	□□	□□
	Right	30 x 48 x 72"	TP304872/F/G	□□□	□	□□	□□□	□□	□□	□□
	Left	24 x 48 x 60"	TP604824/F/G	□□□	□	□□	□□□	□□	□□	□□
	Left	24 x 48 x 66"	TP664824/F/G	□□□	□	□□	□□□	□□	□□	□□
	Left	24 x 48 x 72"	TP724824/F/G	□□□	□	□□	□□□	□□	□□	□□
	Left	30 x 48 x 66"	TP664830/F/G	□□□	□	□□	□□□	□□	□□	□□
	Left	30 x 48 x 72"	TP724830/F/G	□□□	□	□□	□□□	□□	□□	□□
				A	B	C	D	E	F	G	H

TRUE

HOW TO ORDER

Indicate the following information on order form:
1. Quantity of each item.
2. Model number, including options. See "How To Build a Model Number".
3. Any special service required.

Note:
- The □ indicates that a choice is required.
- The absence of the □ indicates that no choice is required.
- Alpha-numeric characters in place of □ indicate that no other alternatives are available.

HOW TO BUILD A MODEL NUMBER

A Select basic model.

B Select edge style.
Knife edge (KN) adds 2" to the depth of the desk on the user's side.

74P	- 74P edge
KN	- Knife edge
34S	- 3/8" Wood band edge
VN	- Wood edge veneer

C Select transition end panels.

B	- Both

D Select surface grommet color.
Refer to color addendum at ki.com or KI Fabrics & Finishes binder.

E Select surface finish.
Refer to color addendum at ki.com or KI Fabrics & Finishes binder.
Surface finish offerings are based on edge style selections. With 74P edge (74P), knife edge (KN), and wood band edge (34S), select from laminates. With wood edge veneer (VN), select from veneers.

F Select edge color.
Refer to color addendum at ki.com or KI Fabrics & Finishes binder.
Edge color offerings are based on edge style selections. With 74P edge (74P) and knife edge (KN), select from 74P/knife colors. With wood edge veneer (VN), no edge color selection required. With wood band edge (34S), select wood edge colors.

G Select frame grommet color.
Refer to color addendum at ki.com or KI Fabrics & Finishes binder.

H Select desk color.
Refer to color addendum at ki.com or KI Fabrics & Finishes binder.

FINISH INFORMATION

Additional Laminate Offering

Additional laminates beyond KI standard offering, are available with two weeks extended leadtime. To specify additional laminates, use these designators followed by the supplier's color/pattern code:

Formica - LF/supplier's color pattern code
Nevamar - LN/supplier's color pattern code
Wilsonart - LW/supplier's color pattern code

KI's standard finish is the supplier's recommended finish for that color/pattern.
Note: Nonstandard laminates from these suppliers (example: textured laminates), require an upcharge and additional leadtime. Contact KI.

True® Desking System

P-Shaped Desk

Approx. Packaged Weight	74P Edge (74P)	Knife Edge (KN)	3/8" Wood Band Edge (34S)	Wood Edge Veneer (VN)
155.0#	$ 2531	$ 2743	$ 3121	$ 3339
162.0#	2585	2803	3189	3410
168.0#	2658	2879	3281	3507
172.0#	2696	2922	3329	3562
179.0#	2759	2994	3410	3647
155.0#	2531	2743	3121	3339
162.0#	2585	2803	3189	3410
168.0#	2658	2879	3281	3507
172.0#	2696	2922	3329	3562
179.0#	2759	2994	3410	3647

SPECIAL SERVICES

Special Carton Marking

With specially marked information N/C

Shipping

Delivered. Shipped **k.d. freight prepaid f.o.b. Pembroke, Ontario K8A 0E1** factory. Freight class #70.

Specifications and prices are subject to change without prior notice.

True® Desking System

P-Shaped Desk

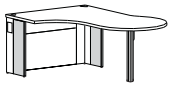

(B) Both transitional (Right)

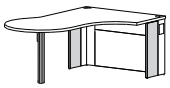

(B) Both transitional (Left)

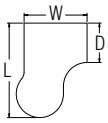

(Left)

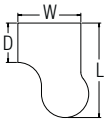

(Right)

P-Shaped Desk top view

MODEL	Dir.	D x W x L	MODEL NUMBER: Basic Model	Edge Style	End Panel	Surface Grom. Color	Surface Finish	Edge Color	Frame Grom. Color	Desk Color
P-Shaped Desk with Full Modesty Panel/ No Partial Guest Modesty Panel • Consists of top, two legs, modesty panel, filler panel (full modesty panel on the 48" side), two transitional size end panels, ganging plates, one round leg, and all required assembly hardware • Each leg has two cable access grommet locations • Top has two cable access grommets above the corner legs • Top grommets allow for attachment of overhead storage units • Modesty panel allows for optional 10-wire electrical system (see Electrical section) • P-end is 18" radius	Right	24 x 48 x 60"	TP244860/F/A	□□□	□	□□	□□□	□□	□□	□□
	Right	24 x 48 x 66"	TP244866/F/A	□□□	□	□□	□□□	□□	□□	□□
	Right	24 x 48 x 72"	TP244872/F/A	□□□	□	□□	□□□	□□	□□	□□
	Right	30 x 48 x 66"	TP304866/F/A	□□□	□	□□	□□□	□□	□□	□□
	Right	30 x 48 x 72"	TP304872/F/A	□□□	□	□□	□□□	□□	□□	□□
	Left	24 x 48 x 60"	TP604824/F/A	□□□	□	□□	□□□	□□	□□	□□
	Left	24 x 48 x 66"	TP664824/F/A	□□□	□	□□	□□□	□□	□□	□□
	Left	24 x 48 x 72"	TP724824/F/A	□□□	□	□□	□□□	□□	□□	□□
	Left	30 x 48 x 66"	TP664830/F/A	□□□	□	□□	□□□	□□	□□	□□
	Left	30 x 48 x 72"	TP724830/F/A	□□□	□	□□	□□□	□□	□□	□□
				A	B	C	D	E	F	G	H

TRUE

HOW TO ORDER

Indicate the following information on order form:
1. Quantity of each item.
2. Model number, including options. See "How To Build a Model Number".
3. Any special service required.

Note: • The □ indicates that a choice is required.
• The absence of the □ indicates that no choice is required.
• Alpha-numeric characters in place of □ indicate that no other alternatives are available.

HOW TO BUILD A MODEL NUMBER

A Select basic model.

B Select edge style.
Knife edge (KN) adds 2" to the depth of the desk on the user's side.

74P	- 74P edge
KN	- Knife edge
34S	- 3/8" Wood band edge
VN	- Wood edge veneer

C Select transition end panels.

B	- Both

D Select surface grommet color.
Refer to color addendum at ki.com or KI Fabrics & Finishes binder.

E Select surface finish.
Refer to color addendum at ki.com or KI Fabrics & Finishes binder.
Surface finish offerings are based on edge style selections. With 74P edge (74P), knife edge (KN), and wood band edge (34S), select from laminates. With wood edge veneer (VN), select from veneers.

F Select edge color.
Refer to color addendum at ki.com or KI Fabrics & Finishes binder.
Edge color offerings are based on edge style selections. With 74P edge (74P) and knife edge (KN), select from 74P/knife colors. With wood edge veneer (VN), no edge color selection required. With wood band edge (34S), select wood edge colors.

G Select frame grommet color.
Refer to color addendum at ki.com or KI Fabrics & Finishes binder.

H Select desk color.
Refer to color addendum at ki.com or KI Fabrics & Finishes binder.

FINISH INFORMATION

Additional Laminate Offering

Additional laminates beyond KI standard offering, are available with two weeks extended leadtime. To specify additional laminates, use these designators followed by the supplier's color/pattern code:

Formica - LF/supplier's color pattern code
Nevamar - LN/supplier's color pattern code
Wilsonart - LW/supplier's color pattern code

KI's standard finish is the supplier's recommended finish for that color/pattern.
Note: Nonstandard laminates from these suppliers (example: textured laminates), require an upcharge and additional leadtime. Contact KI.

True® Desking System

P-Shaped Desk

Approx. Packaged Weight	74P Edge (74P)	Knife Edge (KN)	3/8" Wood Band Edge (34S)	Wood Edge Veneer (VN)
149.0#	$ 2372	$ 2583	$ 2966	$ 3181
155.0#	2416	2633	3021	3242
160.0#	2477	2701	3101	3325
165.0#	2527	2752	3160	3392
171.0#	2582	2813	3231	3467
149.0#	2372	2583	2966	3181
155.0#	2416	2633	3021	3242
160.0#	2477	2701	3101	3325
165.0#	2527	2752	3160	3392
171.0#	2582	2813	3231	3467

SPECIAL SERVICES

Special Carton Marking

With specially marked information N/C

Shipping

Delivered. Shipped **k.d. freight prepaid f.o.b. Pembroke, Ontario K8A 0E1** factory. Freight class #70.

Specifications and prices are subject to change without prior notice.

True® Desking System

P-Shaped Desk

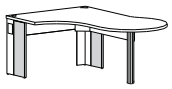

(B) Both transitional (Right)

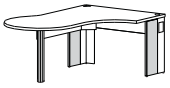

(B) Both transitional (Left)

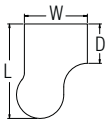

(Left)

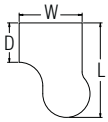

(Right)

P-Shaped Desk top view

MODEL	Dir.	D x W x L	MODEL NUMBER: Basic Model	Edge Style	End Panel	Surface Grom. Color	Surface Finish	Edge Color	Frame Grom. Color	Desk Color
P-Shaped Desk with Partial Modesty Panel/Partial Guest Modesty Panel	Right	24 x 48 x 60"	TP244860/P/G	□□□	□	□□	□□□	□□	□□	□□
• Consists of top, two legs, modesty panel, two transitional size end panels, ganging plates, one round leg, one 9" tall steel guest modesty panel along the long side, and all required assembly hardware	Right	24 x 48 x 66"	TP244866/P/G	□□□	□	□□	□□□	□□	□□	□□
• Each leg has two cable access grommet locations	Right	24 x 48 x 72"	TP244872/P/G	□□□	□	□□	□□□	□□	□□	□□
• Top has two cable access grommets above the corner legs	Right	30 x 48 x 66"	TP304866/P/G	□□□	□	□□	□□□	□□	□□	□□
• Top grommets allow for attachment of overhead storage units	Right	30 x 48 x 72"	TP304872/P/G	□□□	□	□□	□□□	□□	□□	□□
• Modesty panel allows for optional 10-wire electrical system (see Electrical section)	Left	24 x 48 x 60"	TP604824/P/G	□□□	□	□□	□□□	□□	□□	□□
• P-end is 18" radius	Left	24 x 48 x 66"	TP664824/P/G	□□□	□	□□	□□□	□□	□□	□□
	Left	24 x 48 x 72"	TP724824/P/G	□□□	□	□□	□□□	□□	□□	□□
	Left	30 x 48 x 66"	TP664830/P/G	□□□	□	□□	□□□	□□	□□	□□
	Left	30 x 48 x 72"	TP724830/P/G	□□□	□	□□	□□□	□□	□□	□□
				A	B	C	D	E	F	G	H

TRUE

HOW TO ORDER

Indicate the following information on order form:
1. Quantity of each item.
2. Model number, including options. See "How To Build a Model Number".
3. Any special service required.

Note:
- The □ indicates that a choice is required.
- The absence of the □ indicates that no choice is required.
- Alpha-numeric characters in place of □ indicate that no other alternatives are available.

HOW TO BUILD A MODEL NUMBER

A Select basic model.

B Select edge style.
Knife edge (KN) adds 2" to the depth of the desk on the user's side.

74P	- 74P edge
KN	- Knife edge
34S	- 3/8" Wood band edge
VN	- Wood edge veneer

C Select transition end panels.

B	- Both

D Select surface grommet color.
Refer to color addendum at ki.com or KI Fabrics & Finishes binder.

E Select surface finish.
Refer to color addendum at ki.com or KI Fabrics & Finishes binder.
Surface finish offerings are based on edge style selections. With 74P edge (74P), knife edge (KN), and wood band edge (34S), select from laminates. With wood edge veneer (VN), select from veneers.

F Select edge color.
Refer to color addendum at ki.com or KI Fabrics & Finishes binder.
Edge color offerings are based on edge style selections. With 74P edge (74P) and knife edge (KN), select from 74P/knife colors. With wood edge veneer (VN), no edge color selection required. With wood band edge (34S), select wood edge colors.

G Select frame grommet color.
Refer to color addendum at ki.com or KI Fabrics & Finishes binder.

H Select desk color.
Refer to color addendum at ki.com or KI Fabrics & Finishes binder.

FINISH INFORMATION

Additional Laminate Offering

Additional laminates beyond KI standard offering, are available with two weeks extended leadtime. To specify additional laminates, use these designators followed by the supplier's color/pattern code:

Formica - LF/supplier's color pattern code
Nevamar - LN/supplier's color pattern code
Wilsonart - LW/supplier's color pattern code

KI's standard finish is the supplier's recommended finish for that color/pattern.
Note: Nonstandard laminates from these suppliers (example: textured laminates), require an upcharge and additional leadtime. Contact KI.

True® Desking System

P-Shaped Desk

Approx. Packaged Weight	74P Edge (74P)	Knife Edge (KN)	3/8" Wood Band Edge (34S)	Wood Edge Veneer (VN)
144.0#	$ 2266	$ 2474	$ 2855	$ 3070
151.0#	2323	2535	2925	3146
157.0#	2394	2614	3012	3240
161.0#	2432	2656	3062	3295
168.0#	2497	2728	3146	3381
144.0#	2266	2474	2855	3070
151.0#	2323	2535	2925	3146
157.0#	2394	2614	3012	3240
161.0#	2432	2656	3062	3295
168.0#	2497	2728	3146	3381

SPECIAL SERVICES

Special Carton Marking

With specially marked information N/C

Shipping

Delivered. Shipped **k.d. freight prepaid f.o.b. Pembroke, Ontario K8A 0E1** factory. Freight class #70.

Specifications and prices are subject to change without prior notice.

True® Desking System

P-Shaped Desk

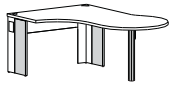

(B) Both transitional (Right)

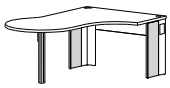

(B) Both transitional (Left)

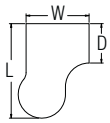

(Left)

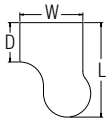

(Right)

P-Shaped Desk top view

TRUE

P-Shaped Desk w/Partial Modesty Panel/ No Partial Guest Modesty Panel

- Consists of top, two legs, modesty panel, two transitional size end panels, ganging plates, one round leg, and all required assembly hardware
- Each leg has two cable access grommet locations
- Top has two cable access grommets above the corner legs
- Top grommets allow for attachment of overhead storage units
- Modesty panel allows for optional 10-wire electrical system (see Electrical section)
- P-end is 18" radius

MODEL	Dir.	D x W x L	MODEL NUMBER: Basic Model	Edge Style	End Panel	Surface Grom. Color	Surface Finish	Edge Color	Frame Grom. Color	Desk Color
	Right	24 x 48 x 60"	TP244860/P/A	□□□	□	□□	□□□	□□	□□	□□
	Right	24 x 48 x 66"	TP244866/P/A	□□□	□	□□	□□□	□□	□□	□□
	Right	24 x 48 x 72"	TP244872/P/A	□□□	□	□□	□□□	□□	□□	□□
	Right	30 x 48 x 66"	TP304866/P/A	□□□	□	□□	□□□	□□	□□	□□
	Right	30 x 48 x 72"	TP304872/P/A	□□□	□	□□	□□□	□□	□□	□□
	Left	24 x 48 x 60"	TP604824/P/A	□□□	□	□□	□□□	□□	□□	□□
	Left	24 x 48 x 66"	TP664824/P/A	□□□	□	□□	□□□	□□	□□	□□
	Left	24 x 48 x 72"	TP724824/P/A	□□□	□	□□	□□□	□□	□□	□□
	Left	30 x 48 x 66"	TP664830/P/A	□□□	□	□□	□□□	□□	□□	□□
	Left	30 x 48 x 72"	TP724830/P/A	□□□	□	□□	□□□	□□	□□	□□
				A	B	C	D	E	F	G	H

HOW TO ORDER

Indicate the following information on order form:

1. Quantity of each item.
2. Model number, including options. See "How To Build a Model Number".
3. Any special service required.

Note:
- The □ indicates that a choice is required.
- The absence of the □ indicates that no choice is required.
- Alpha-numeric characters in place of □ indicate that no other alternatives are available.

HOW TO BUILD A MODEL NUMBER

A Select basic model.

B Select edge style.
Knife edge (KN) adds 2" to the depth of the desk on the user's side.

74P	- 74P edge
KN	- Knife edge
34S	- 3/8" Wood band edge
VN	- Wood edge veneer

C Select transition end panels.

B	- Both

D Select surface grommet color.
Refer to color addendum at ki.com or KI Fabrics & Finishes binder.

E Select surface finish.
Refer to color addendum at ki.com or KI Fabrics & Finishes binder.
Surface finish offerings are based on edge style selections. With 74P edge (74P), knife edge (KN), and wood band edge (34S), select from laminates. With wood edge veneer (VN), select from veneers.

F Select edge color.
Refer to color addendum at ki.com or KI Fabrics & Finishes binder.
Edge color offerings are based on edge style selections. With 74P edge (74P) and knife edge (KN), select from 74P/knife colors. With wood edge veneer (VN), no edge color selection required. With wood band edge (34S), select wood edge colors.

G Select frame grommet color.
Refer to color addendum at ki.com or KI Fabrics & Finishes binder.

H Select desk color.
Refer to color addendum at ki.com or KI Fabrics & Finishes binder.

FINISH INFORMATION

Additional Laminate Offering

Additional laminates beyond KI standard offering, are available with two weeks extended leadtime. To specify additional laminates, use these designators followed by the supplier's color/pattern code:

Formica - LF/supplier's color pattern code
Nevamar - LN/supplier's color pattern code
Wilsonart - LW/supplier's color pattern code

KI's standard finish is the supplier's recommended finish for that color/pattern.
Note: Nonstandard laminates from these suppliers (example: textured laminates), require an upcharge and additional leadtime. Contact KI.

True® Desking System

P-Shaped Desk

Approx. Packaged Weight	74P Edge (74P)	Knife Edge (KN)	3/8" Wood Band Edge (34S)	Wood Edge Veneer (VN)
138.0#	$ 2106	$ 2320	$ 2700	$ 2914
144.0#	2154	2367	2754	2977
149.0#	2213	2435	2837	3060
154.0#	2264	2488	2895	3126
160.0#	2318	2550	2967	3202
138.0#	2106	2320	2700	2914
144.0#	2154	2367	2754	2977
149.0#	2213	2435	2837	3060
154.0#	2264	2488	2895	3126
160.0#	2318	2550	2967	3202

SPECIAL SERVICES

Special Carton Marking

With specially marked information N/C

Shipping

Delivered. Shipped **k.d. freight prepaid f.o.b. Pembroke, Ontario K8A 0E1** factory. Freight class #70.

Specifications and prices are subject to change without prior notice.

True® Desking System

Piano Desk

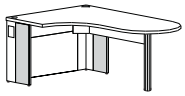

(B) Both transitional (Right)

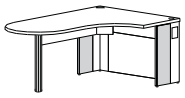

(B) Both transitional (Left)

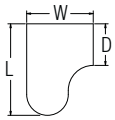

(Left)

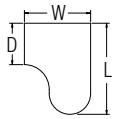

(Right)

Piano Desk top view

MODEL	Dir.	D x W x L	MODEL NUMBER: Basic Model	Edge Style	End Panel	Surface Grom. Color	Surface Finish	Edge Color	Frame Grom. Color	Desk Color
Piano Desk with Full Modesty Panel/ Partial Guest Modesty Panel • Consists of top, two legs, modesty panel, filler panel (full modesty panel on the 48" side), two transitional size end panels, ganging plates, one round leg, one 9" tall steel guest modesty panel along the long side, and all required assembly hardware • Each leg has two cable access grommet locations • Top has two cable access grommets above the corner legs • Top grommets allow for attachment of overhead storage units • Modesty panel allows for optional 10-wire electrical system (see Electrical section) • Piano end is 30" wide (15"radius)	Right	24 x 48 x 60"	TI244860/F/G	□□□	□	□□	□□□	□□	□□	□□
	Right	24 x 48 x 66"	TI244866/F/G	□□□	□	□□	□□□	□□	□□	□□
	Right	24 x 48 x 72"	TI244872/F/G	□□□	□	□□	□□□	□□	□□	□□
	Right	30 x 48 x 66"	TI304866/F/G	□□□	□	□□	□□□	□□	□□	□□
	Right	30 x 48 x 72"	TI304872/F/G	□□□	□	□□	□□□	□□	□□	□□
	Left	24 x 48 x 60"	TI604824/F/G	□□□	□	□□	□□□	□□	□□	□□
	Left	24 x 48 x 66"	TI664824/F/G	□□□	□	□□	□□□	□□	□□	□□
	Left	24 x 48 x 72"	TI724824/F/G	□□□	□	□□	□□□	□□	□□	□□
	Left	30 x 48 x 66"	TI664830/F/G	□□□	□	□□	□□□	□□	□□	□□
	Left	30 x 48 x 72"	TI724830/F/G	□□□	□	□□	□□□	□□	□□	□□
				A	B	C	D	E	F	G	H

TRUE

HOW TO ORDER

Indicate the following information on order form:
1. Quantity of each item.
2. Model number, including options. See "How To Build a Model Number".
3. Any special service required.

Note: • The □ indicates that a choice is required.
• The absence of the □ indicates that no choice is required.
• Alpha-numeric characters in place of □ indicate that no other alternatives are available.

HOW TO BUILD A MODEL NUMBER

A Select basic model.

B Select edge style.
Knife edge (KN) adds 2" to the depth of the desk on the user's side.

74P	- 74P edge
KN	- Knife edge
34S	- 3/8" Wood band edge
VN	- Wood edge veneer

C Select transition end panels.

B	- Both

D Select surface grommet color.
Refer to color addendum at ki.com or KI Fabrics & Finishes binder.

E Select surface finish.
Refer to color addendum at ki.com or KI Fabrics & Finishes binder.
Surface finish offerings are based on edge style selections. With 74P edge (74P), knife edge (KN), and wood band edge (34S), select from laminates. With wood edge veneer (VN), select from veneers.

F Select edge color.
Refer to color addendum at ki.com or KI Fabrics & Finishes binder.
Edge color offerings are based on edge style selections. With 74P edge (74P) and knife edge (KN), select from 74P/knife colors. With wood edge veneer (VN), no edge color selection required. With wood band edge (34S), select wood edge colors.

G Select frame grommet color.
Refer to color addendum at ki.com or KI Fabrics & Finishes binder.

H Select desk color.
Refer to color addendum at ki.com or KI Fabrics & Finishes binder.

FINISH INFORMATION

Additional Laminate Offering

Additional laminates beyond KI standard offering, are available with two weeks extended leadtime. To specify additional laminates, use these designators followed by the supplier's color/pattern code:

Formica - LF/supplier's color pattern code
Nevamar - LN/supplier's color pattern code
Wilsonart - LW/supplier's color pattern code

KI's standard finish is the supplier's recommended finish for that color/pattern.
Note: Nonstandard laminates from these suppliers (example: textured laminates), require an upcharge and additional leadtime. Contact KI.

True® Desking System

Piano Desk

Approx. Packaged Weight	74P Edge (74P)	Knife Edge (KN)	3/8" Wood Band Edge (34S)	Wood Edge Veneer (VN)
165.0#	$ 2372	$ 2567	$ 2918	$ 3119
173.0#	2467	2673	3040	3249
180.0#	2535	2746	3123	3339
183.0#	2574	2786	3170	3389
190.0#	2633	2853	3247	3470
165.0#	2372	2567	2918	3119
173.0#	2467	2673	3040	3249
180.0#	2535	2746	3123	3339
183.0#	2574	2786	3170	3389
190.0#	2633	2853	3247	3470

SPECIAL SERVICES

Special Carton Marking

With specially marked information N/C

Shipping

Delivered. Shipped **k.d. freight prepaid f.o.b. Pembroke, Ontario K8A 0E1** factory. Freight class #70.

Specifications and prices are subject to change without prior notice.

True® Desking System

Piano Desk

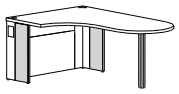

(B) Both transitional (Right)

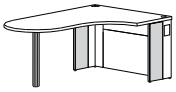

(B) Both transitional (Left)

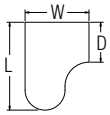

(Left)

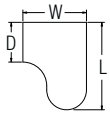

(Right)

Piano Desk top view

MODEL	Dir.	D x W x L	MODEL NUMBER: Basic Model (A)	Edge Style (B)	End Panel (C)	Surface Grom. Color (D)	Surface Finish (E)	Edge Color (F)	Frame Grom. Color (G)	Desk Color (H)
Piano Desk with Full Modesty Panel/No Partial Guest Modesty Panel • Consists of top, two legs, modesty panel, filler panel (full modesty panel on the 48" side), two transitional size end panels, ganging plates, one round leg, and all required assembly hardware • Each leg has two cable access grommet locations • Top has two cable access grommets above the legs • Top grommets allow for attachment of overhead storage units • Modesty panel allows for optional 10-wire electrical system (see Electrical section) • Piano end is 30" wide (15"radius)	Right	24 x 48 x 60"	TI244860/F/A	□□□	□	□□	□□□	□□	□□	□□
	Right	24 x 48 x 66"	TI244866/F/A	□□□	□	□□	□□□	□□	□□	□□
	Right	24 x 48 x 72"	TI244872/F/A	□□□	□	□□	□□□	□□	□□	□□
	Right	30 x 48 x 66"	TI304866/F/A	□□□	□	□□	□□□	□□	□□	□□
	Right	30 x 48 x 72"	TI304872/F/A	□□□	□	□□	□□□	□□	□□	□□
	Left	24 x 48 x 60"	TI604824/F/A	□□□	□	□□	□□□	□□	□□	□□
	Left	24 x 48 x 66"	TI664824/F/A	□□□	□	□□	□□□	□□	□□	□□
	Left	24 x 48 x 72"	TI724824/F/A	□□□	□	□□	□□□	□□	□□	□□
	Left	30 x 48 x 66"	TI664830/F/A	□□□	□	□□	□□□	□□	□□	□□
	Left	30 x 48 x 72"	TI724830/F/A	□□□	□	□□	□□□	□□	□□	□□

TRUE

HOW TO ORDER

Indicate the following information on order form:
1. Quantity of each item.
2. Model number, including options. See "How To Build a Model Number".
3. Any special service required.

Note: • The □ indicates that a choice is required.
• The absence of the □ indicates that no choice is required.
• Alpha-numeric characters in place of □ indicate that no other alternatives are available.

HOW TO BUILD A MODEL NUMBER

A Select basic model.

B Select edge style.
Knife edge (KN) adds 2" to the depth of the desk on the user's side.

74P	- 74P edge
KN	- Knife edge
34S	- 3/8" Wood band edge
VN	- Wood edge veneer

C Select transition end panels.

B	- Both

D Select surface grommet color.
Refer to color addendum at ki.com or KI Fabrics & Finishes binder.

E Select surface finish.
Refer to color addendum at ki.com or KI Fabrics & Finishes binder.
Surface finish offerings are based on edge style selections. With 74P edge (74P), knife edge (KN), and wood band edge (34S), select from laminates. With wood edge veneer (VN), select from veneers.

F Select edge color.
Refer to color addendum at ki.com or KI Fabrics & Finishes binder.
Edge color offerings are based on edge style selections. With 74P edge (74P) and knife edge (KN), select from 74P/knife colors. With wood edge veneer (VN), no edge color selection required. With wood band edge (34S), select wood edge colors.

G Select frame grommet color.
Refer to color addendum at ki.com or KI Fabrics & Finishes binder.

H Select desk color.
Refer to color addendum at ki.com or KI Fabrics & Finishes binder.

FINISH INFORMATION

Additional Laminate Offering

Additional laminates beyond KI standard offering, are available with two weeks extended leadtime. To specify additional laminates, use these designators followed by the supplier's color/pattern code:

Formica - LF/supplier's color pattern code
Nevamar - LN/supplier's color pattern code
Wilsonart - LW/supplier's color pattern code

KI's standard finish is the supplier's recommended finish for that color/pattern.
Note: Nonstandard laminates from these suppliers (example: textured laminates), require an upcharge and additional leadtime. Contact KI.

True® Desking System

Piano Desk

Approx. Packaged Weight	74P Edge (74P)	Knife Edge (KN)	3/8" Wood Band Edge (34S)	Wood Edge Veneer (VN)
158.0#	$ 2215	$ 2410	$ 2759	$ 2959
165.0#	2299	2503	2870	3079
172.0#	2358	2565	2944	3156
175.0#	2405	2616	3001	3221
182.0#	2457	2674	3066	3293
158.0#	2215	2410	2759	2959
165.0#	2299	2503	2870	3079
172.0#	2358	2565	2944	3156
175.0#	2405	2616	3001	3221
182.0#	2457	2674	3066	3293

SPECIAL SERVICES

Special Carton Marking

With specially marked information N/C

Shipping

Delivered. Shipped **k.d. freight prepaid f.o.b. Pembroke, Ontario K8A 0E1** factory. Freight class #70.

Specifications and prices are subject to change without prior notice.

True® Desking System

Piano Desk

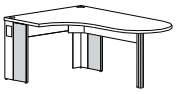

(B) Both transitional (Right)

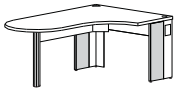

(B) Both transitional (Left)

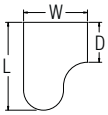

(Left)

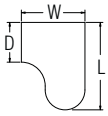

(Right)

Piano Desk top view

MODEL	Dir.	D x W x L	MODEL NUMBER: Basic Model	Edge Style	End Panel	Surface Grom. Color	Surface Finish	Edge Color	Frame Grom. Color	Desk Color
Piano Desk with Partial Modesty Panel/ Partial Guest Modesty Panel • Consists of top, two legs, modesty panel, two transitional size end panels, ganging plates, one round leg, one 9" tall steel guest modesty panel along the long side, and all required assembly hardware • Each leg has two cable access grommet locations • Top has two cable access grommets above the corner legs • Top grommets allow for attachment of overhead storage units • Modesty panel allows for optional 10-wire electrical system (see Electrical section) • Piano end is 30" wide (15"radius)	Right	24 x 48 x 60"	TI244860/P/G	□□□	□	□□	□□□	□□	□□	□□
	Right	24 x 48 x 66"	TI244866/P/G	□□□	□	□□	□□□	□□	□□	□□
	Right	24 x 48 x 72"	TI244872/P/G	□□□	□	□□	□□□	□□	□□	□□
	Right	30 x 48 x 66"	TI304866/P/G	□□□	□	□□	□□□	□□	□□	□□
	Right	30 x 48 x 72"	TI304872/P/G	□□□	□	□□	□□□	□□	□□	□□
	Left	24 x 48 x 60"	TI604824/P/G	□□□	□	□□	□□□	□□	□□	□□
	Left	24 x 48 x 66"	TI664824/P/G	□□□	□	□□	□□□	□□	□□	□□
	Left	24 x 48 x 72"	TI724824/P/G	□□□	□	□□	□□□	□□	□□	□□
	Left	30 x 48 x 66"	TI664830/P/G	□□□	□	□□	□□□	□□	□□	□□
	Left	30 x 48 x 72"	TI724830/P/G	□□□	□	□□	□□□	□□	□□	□□
				A	B	C	D	E	F	G	H

TRUE

HOW TO ORDER

Indicate the following information on order form:
1. Quantity of each item.
2. Model number, including options. See "How To Build a Model Number".
3. Any special service required.

Note: • The □ indicates that a choice is required.
• The absence of the □ indicates that no choice is required.
• Alpha-numeric characters in place of □ indicate that no other alternatives are available.

HOW TO BUILD A MODEL NUMBER

A Select basic model.

B Select edge style.
Knife edge (KN) adds 2" to the depth of the desk on the user's side.

74P	- 74P edge
KN	- Knife edge
34S	- 3/8" Wood band edge
VN	- Wood edge veneer

C Select transition end panels.

B	- Both

D Select surface grommet color.
Refer to color addendum at ki.com or KI Fabrics & Finishes binder.

E Select surface finish.
Refer to color addendum at ki.com or KI Fabrics & Finishes binder.
Surface finish offerings are based on edge style selections. With 74P edge (74P), knife edge (KN), and wood band edge (34S), select from laminates. With wood edge veneer (VN), select from veneers.

F Select edge color.
Refer to color addendum at ki.com or KI Fabrics & Finishes binder.
Edge color offerings are based on edge style selections. With 74P edge (74P) and knife edge (KN), select from 74P/knife colors. With wood edge veneer (VN), no edge color selection required. With wood band edge (34S), select wood edge colors.

G Select frame grommet color.
Refer to color addendum at ki.com or KI Fabrics & Finishes binder.

H Select desk color.
Refer to color addendum at ki.com or KI Fabrics & Finishes binder.

FINISH INFORMATION

Additional Laminate Offering

Additional laminates beyond KI standard offering, are available with two weeks extended leadtime. To specify additional laminates, use these designators followed by the supplier's color/pattern code:

Formica - LF/supplier's color pattern code
Nevamar - LN/supplier's color pattern code
Wilsonart - LW/supplier's color pattern code

KI's standard finish is the supplier's recommended finish for that color/pattern.
Note: Nonstandard laminates from these suppliers (example: textured laminates), require an upcharge and additional leadtime. Contact KI.

True® Desking System

Piano Desk

Approx. Packaged Weight	74P Edge (74P)	Knife Edge (KN)	3/8" Wood Band Edge (34S)	Wood Edge Veneer (VN)
154.0#	$ 2106	$ 2301	$ 2653	$ 2853
162.0#	2204	2407	2775	2984
169.0#	2271	2480	2858	3070
172.0#	2306	2519	2905	3123
179.0#	2367	2588	2981	3205
154.0#	2106	2301	2653	2853
162.0#	2204	2407	2775	2984
169.0#	2271	2480	2858	3070
172.0#	2306	2519	2905	3123
179.0#	2367	2588	2981	3205

SPECIAL SERVICES

Special Carton Marking

With specially marked information N/C

Shipping

Delivered. Shipped **k.d. freight prepaid f.o.b. Pembroke, Ontario K8A 0E1** factory. Freight class #70.

Specifications and prices are subject to change without prior notice.

True® Desking System

Piano Desk

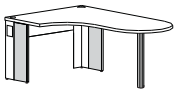

(B) Both transitional (Right)

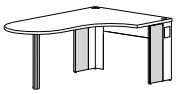

(B) Both transitional (Left)

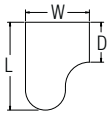

(Left)

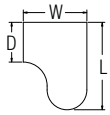

(Right)

Piano Desk top view

MODEL	Dir.	D x W x L	MODEL NUMBER: Basic Model	Edge Style	End Panel	Surface Grom. Color	Surface Finish	Edge Color	Frame Grom. Color	Desk Color
Piano Desk with Partial Modesty Panel/ No Partial Guest Modesty Panel • Consists of top, two legs, modesty panel, two transitional size end panels, ganging plates, one round leg, and all required assembly hardware • Each leg has two cable access grommet locations • Top has two cable access grommets above the corner legs • Top grommets allow for attachment of overhead storage units • Modesty panel allows for optional 10-wire electrical system (see Electrical section) • Piano end is 30" wide (15"radius)	Right	24 x 48 x 60"	TI244860/P/A	□□□	□	□□	□□□	□□	□□	□□
	Right	24 x 48 x 66"	TI244866/P/A	□□□	□	□□	□□□	□□	□□	□□
	Right	24 x 48 x 72"	TI244872/P/A	□□□	□	□□	□□□	□□	□□	□□
	Right	30 x 48 x 66"	TI304866/P/A	□□□	□	□□	□□□	□□	□□	□□
	Right	30 x 48 x 72"	TI304872/P/A	□□□	□	□□	□□□	□□	□□	□□
	Left	24 x 48 x 60"	TI604824/P/A	□□□	□	□□	□□□	□□	□□	□□
	Left	24 x 48 x 66"	TI664824/P/A	□□□	□	□□	□□□	□□	□□	□□
	Left	24 x 48 x 72"	TI724824/P/A	□□□	□	□□	□□□	□□	□□	□□
	Left	30 x 48 x 66"	TI664830/P/A	□□□	□	□□	□□□	□□	□□	□□
	Left	30 x 48 x 72"	TI724830/P/A	□□□	□	□□	□□□	□□	□□	□□
				A	B	C	D	E	F	G	H

TRUE

HOW TO ORDER

Indicate the following information on order form:
1. Quantity of each item.
2. Model number, including options. See "How To Build a Model Number".
3. Any special service required.

Note: • The □ indicates that a choice is required.
• The absence of the □ indicates that no choice is required.
• Alpha-numeric characters in place of □ indicate that no other alternatives are available.

HOW TO BUILD A MODEL NUMBER

A Select basic model.

B Select edge style.
Knife edge (KN) adds 2" to the depth of the desk on the user's side.

74P	- 74P edge
KN	- Knife edge
34S	- 3/8" Wood band edge
VN	- Wood edge veneer

C Select transition end panels.

B	- Both

D Select surface grommet color.
Refer to color addendum at ki.com or KI Fabrics & Finishes binder.

E Select surface finish.
Refer to color addendum at ki.com or KI Fabrics & Finishes binder.
Surface finish offerings are based on edge style selections. With 74P edge (74P), knife edge (KN), and wood band edge (34S), select from laminates. With wood edge veneer (VN), select from veneers.

F Select edge color.
Refer to color addendum at ki.com or KI Fabrics & Finishes binder.
Edge color offerings are based on edge style selections. With 74P edge (74P) and knife edge (KN), select from 74P/knife colors. With wood edge veneer (VN), no edge color selection required. With wood band edge (34S), select wood edge colors.

G Select frame grommet color.
Refer to color addendum at ki.com or KI Fabrics & Finishes binder.

H Select desk color.
Refer to color addendum at ki.com or KI Fabrics & Finishes binder.

FINISH INFORMATION

Additional Laminate Offering

Additional laminates beyond KI standard offering, are available with two weeks extended leadtime. To specify additional laminates, use these designators followed by the supplier's color/pattern code:

Formica - LF/supplier's color pattern code
Nevamar - LN/supplier's color pattern code
Wilsonart - LW/supplier's color pattern code

KI's standard finish is the supplier's recommended finish for that color/pattern.
Note: Nonstandard laminates from these suppliers (example: textured laminates), require an upcharge and additional leadtime. Contact KI.

True® Desking System

Piano Desk

Approx. Packaged Weight	74P Edge (74P)	Knife Edge (KN)	3/8" Wood Band Edge (34S)	Wood Edge Veneer (VN)
147.0#	$ 1953	$ 2147	$ 2497	$ 2696
154.0#	2033	2238	2607	2813
161.0#	2092	2300	2678	2892
164.0#	2138	2351	2737	2953
171.0#	2190	2408	2803	3026
147.0#	1953	2147	2497	2696
154.0#	2033	2238	2607	2813
161.0#	2092	2300	2678	2892
164.0#	2138	2351	2737	2953
171.0#	2190	2408	2803	3026

SPECIAL SERVICES

Special Carton Marking

With specially marked information N/C

Shipping

Delivered. Shipped **k.d. freight prepaid f.o.b. Pembroke, Ontario K8A 0E1** factory. Freight class #70.

Specifications and prices are subject to change without prior notice.

True® Desking System

Transitional Desk

	MODEL	D x W x D	MODEL NUMBER								
			Basic Model	Edge Style	End Panel	Center Grom.	Surface Grom. Color	Surface Finish	Edge Color	Frame Grom. Color	Desk Color
TRUE	**Transitional Desk with Full Modesty Panel**	24 x 42 x 30"	TTR244230/F	□□□	□	NCG	□□	□□□	□□	□□	□□
	• See images below	24 x 48 x 30"	TTR244830/F	□□□	□	NCG	□□	□□□	□□	□□	□□
	• Desk reduces size from 30" on one end to 24" on opposite end	24 x 54 x 30"	TTR245430/F	□□□	□	NCG	□□	□□□	□□	□□	□□
	• Consists of top, two legs, modesty panel, filler panel (full modesty panel), two end panels (optional transitional size), ganging plates, and all required assembly hardware.	24 x 60 x 30"	TTR246030/F	□□□	□	NCG	□□	□□□	□□	□□	□□
	• Each leg has two cable access grommet locations	24 x 66 x 30"	TTR246630/F	□□□	□	□□□	□□	□□□	□□	□□	□□
	• Top has two cable access grommets above the legs (66" and 72" wide have an optional third middle grommet used for mounting stanchions and not intended for routing cables)	24 x 72 x 30"	TTR247230/F	□□□	□	□□□	□□	□□□	□□	□□	□□
	• Top grommets allow for attachment of overhead storage units	30 x 42 x 24"	TTR304224/F	□□□	□	NCG	□□	□□□	□□	□□	□□
	• Modesty panel allows for optional 10-wire electrical system (see Electrical section)	30 x 48 x 24"	TTR304824/F	□□□	□	NCG	□□	□□□	□□	□□	□□
		30 x 54 x 24"	TTR305424/F	□□□	□	NCG	□□	□□□	□□	□□	□□
		30 x 60 x 24"	TTR306024/F	□□□	□	NCG	□□	□□□	□□	□□	□□
		30 x 66 x 24"	TTR306624/F	□□□	□	□□□	□□	□□□	□□	□□	□□
		30 x 72 x 24"	TTR307224/F	□□□	□	□□□	□□	□□□	□□	□□	□□
				A	B	C	D	E	F	G	H	I

HOW TO ORDER

Indicate the following information on order form:
1. Quantity of each item.
2. Model number, including options. See "How To Build a Model Number".
3. Any special service required.

Note: • The □ indicates that a choice is required.
• The absence of the □ indicates that no choice is required.
• Alpha-numeric characters in place of □ indicate that no other alternatives are available.

HOW TO BUILD A MODEL NUMBER

A Select basic model.

B Select edge style.
KN is not recommended in L-Shaped configurations.

74P	- 74P edge
KN	- Knife edge
34S	- 3/8" Wood band edge
VN	- Wood edge veneer

With 74P, KN and 34S edges, select from laminates for surface finish (Lxx). For edge color, 74P and KN, select from Exx colors and for 34S, select Mxx colors. For VN, select from Mxx for surface finish and do not select an edge color.

C Select transition end panels.

B	- Two transitional end panels
L	- Left transitional end panel; add $60
R	- Right transitional end panel; add $60
S	- Two full end panels; add $119

D Select desk center grommet option.

NCG	- No center grommet
YCG	- Yes center grommet

"YCG" option only available on 66" and 72" wide desks. "YCG" is needed to mount overheads, transaction surfaces or stanchion mounted privacy screens.

E Select surface grommet color.
Refer to color addendum at ki.com or KI Fabrics & Finishes binder.

F Select surface finish.
Refer to color addendum at ki.com or KI Fabrics & Finishes binder.
Surface finish offerings are based on edge style selections.

G Select edge color.
Refer to color addendum at ki.com or KI Fabrics & Finishes binder.
Edge color offerings are based on edge style selections.

H Select frame grommet color.
Refer to color addendum at ki.com or KI Fabrics & Finishes binder.

I Select desk color.
Refer to color addendum at ki.com or KI Fabrics & Finishes binder.

True® Desking System

Transitional Desk

Approx. Packaged Weight	74P Edge (74P)	Knife Edge (KN)	3/8" Wood Band Edge (34S)	Wood Edge Veneer (VN)
108.0#	$ 1564	$ 1697	$ 1939	$ 2078
116.0#	1647	1785	2032	2173
124.0#	1708	1851	2105	2253
137.0#	1793	1937	2204	2351
146.0#	1857	2007	2275	2433
154.0#	1975	2132	2416	2581
108.0#	1564	1697	1939	2078
116.0#	1647	1785	2032	2173
124.0#	1708	1851	2105	2253
137.0#	1793	1937	2204	2351
146.0#	1857	2007	2275	2433
154.0#	1975	2132	2416	2581

FINISH INFORMATION

Additional Laminate Offering
Additional laminates beyond KI standard offering, are available with two weeks extended leadtime. To specify additional laminates, use these designators followed by the supplier's color/pattern code:

Formica - LF/supplier's color pattern code
Nevamar - LN/supplier's color pattern code
Wilsonart - LW/supplier's color pattern code

KI's standard finish is the supplier's recommended finish for that color/pattern.
Note: Nonstandard laminates from these suppliers (example: textured laminates), require an upcharge and additional leadtime. Contact KI.

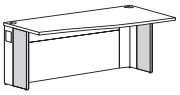

(B) Both transitional

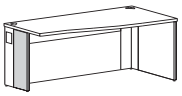

(L) Left transitional

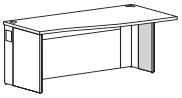

(R) Right transitional

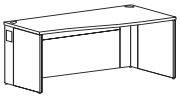

(S) Two full end panels

SPECIAL SERVICES

Special Carton Marking

With specially marked information	N/C

Shipping
Delivered. Shipped **k.d. freight prepaid f.o.b. Pembroke, Ontario K8A 0E1** factory. Freight class #70.

Specifications and prices are subject to change without prior notice.

True® Desking System

Transitional Desk

	MODEL	D x W x D	MODEL NUMBER								
			Basic Model	Edge Style	End Panel	Center Grom.	Surface Grom. Color	Surface Finish	Edge Color	Frame Grom. Color	Desk Color
TRUE	**Transitional Desk with Partial Modesty Panel** • See images below • Desk reduces size from 30" on one end to 24" on opposite end • Consists of top, two legs, modesty panel, two end panels (optional transitional size), ganging plates, and all required assembly hardware. • Each leg has two cable access grommet locations • Top has two cable access grommets above the legs (66" and 72" wide have an optional third middle grommet used for mounting stanchions and not intended for routing cables) • Top grommets allow for attachment of overhead storage units • Modesty panel allows for optional 10-wire electrical system (see Electrical section)	24 x 42 x 30"	TTR244230/P	□□□	□	NCG	□□	□□□	□□	□□	□□
		24 x 48 x 30"	TTR244830/P	□□□	□	NCG	□□	□□□	□□	□□	□□
		24 x 54 x 30"	TTR245430/P	□□□	□	NCG	□□	□□□	□□	□□	□□
		24 x 60 x 30"	TTR246030/P	□□□	□	NCG	□□	□□□	□□	□□	□□
		24 x 66 x 30"	TTR246630/P	□□□	□	□□□	□□	□□□	□□	□□	□□
		24 x 72 x 30"	TTR247230/P	□□□	□	□□□	□□	□□□	□□	□□	□□
		30 x 42 x 24"	TTR304224/P	□□□	□	NCG	□□	□□□	□□	□□	□□
		30 x 48 x 24"	TTR304824/P	□□□	□	NCG	□□	□□□	□□	□□	□□
		30 x 54 x 24"	TTR305424/P	□□□	□	NCG	□□	□□□	□□	□□	□□
		30 x 60 x 24"	TTR306024/P	□□□	□	NCG	□□	□□□	□□	□□	□□
		30 x 66 x 24"	TTR306624/P	□□□	□	□□□	□□	□□□	□□	□□	□□
		30 x 72 x 24"	TTR307224/P	□□□	□	□□□	□□	□□□	□□	□□	□□
			Ⓐ	Ⓑ	Ⓒ	Ⓓ	Ⓔ	Ⓕ	Ⓖ	Ⓗ	Ⓘ

HOW TO ORDER

Indicate the following information on order form:
1. Quantity of each item.
2. Model number, including options. See "How To Build a Model Number".
3. Any special service required.

Note: • The □ indicates that a choice is required.
• The absence of the □ indicates that no choice is required.
• Alpha-numeric characters in place of □ indicate that no other alternatives are available.

HOW TO BUILD A MODEL NUMBER

Ⓐ Select basic model.

Ⓑ Select edge style.
KN is not recommended in L-Shaped configurations.

74P	- 74P edge
KN	- Knife edge
34S	- 3/8" Wood band edge
VN	- Wood edge veneer

With 74P, KN and 34S edges, select from laminates for surface finish (Lxx). For edge color, 74P and KN, select from Exx colors and for 34S, select Mxx colors. For VN, select from Mxx for surface finish and do not select an edge color.

Ⓒ Select transition end panels.

B	- Two transitional end panels
L	- Left transitional end panel; add $60
R	- Right transitional end panel; add $60
S	- Two full end panels; add $119

Ⓓ Select desk center grommet option.

NCG	- No center grommet
YCG	- Yes center grommet

"YCG" option only available on 66" and 72" wide desks. "YCG" is needed to mount overheads, transaction surfaces or stanchion mounted privacy screens.

Ⓔ Select surface grommet color.
Refer to color addendum at ki.com or KI Fabrics & Finishes binder.

Ⓕ Select surface finish.
Refer to color addendum at ki.com or KI Fabrics & Finishes binder.
Surface finish offerings are based on edge style selections.

Ⓖ Select edge color.
Refer to color addendum at ki.com or KI Fabrics & Finishes binder.
Edge color offerings are based on edge style selections.

Ⓗ Select frame grommet color.
Refer to color addendum at ki.com or KI Fabrics & Finishes binder.

Ⓘ Select desk color.
Refer to color addendum at ki.com or KI Fabrics & Finishes binder.

True® Desking System

Transitional Desk

Approx. Packaged Weight	74P Edge (74P)	Knife Edge (KN)	3/8" Wood Band Edge (34S)	Wood Edge Veneer (VN)
99.0#	$ 1343	$ 1479	$ 1721	$ 1860
105.0#	1381	1520	1767	1910
112.0#	1422	1563	1819	1964
123.0#	1463	1611	1873	2023
130.0#	1504	1654	1924	2079
137.0#	1582	1738	2024	2189
99.0#	1343	1479	1721	1860
105.0#	1381	1520	1767	1910
112.0#	1422	1563	1819	1964
123.0#	1463	1611	1873	2023
130.0#	1504	1654	1924	2079
137.0#	1582	1738	2024	2189

FINISH INFORMATION

Additional Laminate Offering
Additional laminates beyond KI standard offering, are available with two weeks extended leadtime. To specify additional laminates, use these designators followed by the supplier's color/pattern code:

Formica - LF/supplier's color pattern code
Nevamar - LN/supplier's color pattern code
Wilsonart - LW/supplier's color pattern code

KI's standard finish is the supplier's recommended finish for that color/pattern.
Note: Nonstandard laminates from these suppliers (example: textured laminates), require an upcharge and additional leadtime. Contact KI.

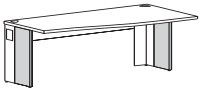

(B) Both transitional

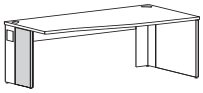

(L) Left transitional

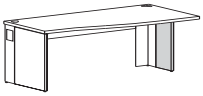

(R) Right transitional

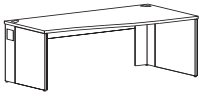

(S) Two full end panels

SPECIAL SERVICES

Special Carton Marking

With specially marked information	N/C

Shipping
Delivered. Shipped **k.d. freight prepaid f.o.b. Pembroke, Ontario K8A 0E1** factory. Freight class #70.

Specifications and prices are subject to change without prior notice.

True® Desking System

Add-On Worksurfaces

	MODEL	DIA x W	MODEL NUMBER: Basic Model	Edge Style	Surface Finish	Edge Color	Desk Color	Approx. Packaged Weight
TRUE	**Round Add-On Worksurface** • Consists of top, 36" or 42" diameter, leg, ganging plates for attaching to existing desks, and all required assembly hardware • Knife edge (KN) on curve with 74P on flat edge	36 x 24"	TAR24	□□□	□□□	□□	□□	45.0#
		42 x 30"	TAR30	□□□	□□□	□□	□□	56.0#
TRUE	**Half Round Add-On Worksurface** • Consists of top, 24" or 30" radius, leg, ganging plates for attaching to existing desks, and all required assembly hardware • Knife edge (KN) on curve with 74P on flat edge	48 x 24"	THR4824	□□□	□□□	□□	□□	46.0#
		60 x 30"	THR6030	□□□	□□□	□□	□□	64.0#
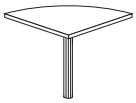 TRUE	**Quarter Round Add-On Worksurface** • Consists of top, 24" or 30" radius, leg, ganging plates for attaching to existing desks, and all required assembly hardware • Knife edge (KN) on curve with 74P on flat edges	24"	TQR24	□□□	□□□	□□	□□	29.0#
		30"	TQR30	□□□	□□□	□□	□□	38.0#
			Ⓐ	Ⓑ	Ⓒ	Ⓓ	Ⓔ	

HOW TO ORDER

Indicate the following information on order form:
1. Quantity of each item.
2. Model number, including options. See "How To Build a Model Number".
3. Any special service required.

Note: • The □ indicates that a choice is required.
• The absence of the □ indicates that no choice is required.
• Alpha-numeric characters in place of □ indicate that no other alternatives are available.

HOW TO BUILD A MODEL NUMBER

Ⓐ Select basic model.

Ⓑ Select edge style.
Knife edge (KN) adds 2" to the depth of the worksurface.

74P	- 74P edge
KN	- Knife edge
34S	- 3/8" Wood band edge
VN	- Wood edge veneer

Ⓒ Select surface finish.
Refer to color addendum at ki.com or KI Fabrics & Finishes binder.
Surface finish offerings are based on edge style selections. With 74P edge (74P), knife edge (KN), and wood band edge (34S), select from laminates. With wood edge veneer (VN), select from veneers.

Ⓓ Select edge color.
Refer to color addendum at ki.com or KI Fabrics & Finishes binder.
Edge color offerings are based on edge style selections. With 74P edge (74P) and knife edge (KN), select from 74P/knife colors. With wood edge veneer (VN), no edge color selection required. With wood band edge (34S), select wood edge colors.

Ⓔ Select desk color.
Refer to color addendum at ki.com or KI Fabrics & Finishes binder.

FINISH INFORMATION

Additional Laminate Offering
Additional laminates beyond KI standard offering, are available with two weeks extended leadtime. To specify additional laminates, use these designators followed by the supplier's color/pattern code:

Formica - LF/supplier's color pattern code
Nevamar - LN/supplier's color pattern code
Wilsonart - LW/supplier's color pattern code

KI's standard finish is the supplier's recommended finish for that color/pattern.
Note: Nonstandard laminates from these suppliers (example: textured laminates), require an upcharge and additional leadtime. Contact KI.

True® Desking System

Add-On Worksurfaces

74P Edge (74P)	Knife Edge (KN)	3/8" Wood Band Edge (34S)	Wood Edge Veneer (VN)
$ 1106	N/A	$ 1417	$ 1532
1299	N/A	1666	1795
$ 588	$ 647	$ 755	$ 817
691	760	886	955
$ 382	$ 421	$ 488	$ 530
450	495	577	623

SPECIAL SERVICES

Special Carton Marking

With specially marked information N/C

Shipping

Delivered. Shipped **k.d. freight prepaid f.o.b. Pembroke, Ontario K8A 0E1** factory. Freight class #70.

Specifications and prices are subject to change without prior notice.

True® Desking System

Transaction Worksurfaces

	MODEL	W	MODEL NUMBER: Basic Model	Edge Style	Trim Color	Surface Finish	Edge Color	Desk Color	Approx. Packaged Weight
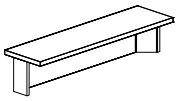 TRUE	**Standard Height Transaction Counter Straight** • Consists of top, two stanchions, steel privacy panel, and all required assembly hardware • Top of transaction surface is approximately 42" from floor • Space below transaction surface is 11-1/2" • Worksurface is 16" deep and overhangs 4" on guest side • Can mount transaction surface task lights underneath the surface ("TLT5" models) • Knife edge (KN) will have the knife edge only on the user side, the approach side will just have the standard 74P edge just like the approach side of the primary desk surface	24"	TSS24	□□□	□□□	□□□	□□	□□	25.0#
		30"	TSS30	□□□	□□□	□□□	□□	□□	29.0#
		36"	TSS36	□□□	□□□	□□□	□□	□□	33.0#
		42"	TSS42	□□□	□□□	□□□	□□	□□	38.0#
		48"	TSS48	□□□	□□□	□□□	□□	□□	42.0#
		54"	TSS54	□□□	□□□	□□□	□□	□□	46.0#
		60"	TSS60	□□□	□□□	□□□	□□	□□	50.0#
		66"	TSS66	□□□	□□□	□□□	□□	□□	54.0#
		72"	TSS72	□□□	□□□	□□□	□□	□□	59.0#
 TRUE	**Low Height Transaction Counter Straight** • Consists of top, two stanchions, steel privacy panel, and all required assembly hardware • Top of transaction surface is approximately 34" from floor • Space below transaction surface is 3-3/4" • Worksurface is 16" deep and overhangs 4" on guest side • Cannot mount task lights underneath the low transaction surface • Knife edge (KN) will have the knife edge only on the user side, the approach side will just have the standard 74P edge just like the approach side of the primary desk surface	24"	TLS24	□□□	□□□	□□□	□□	□□	18.0#
		30"	TLS30	□□□	□□□	□□□	□□	□□	22.0#
		36"	TLS36	□□□	□□□	□□□	□□	□□	25.0#
		42"	TLS42	□□□	□□□	□□□	□□	□□	29.0#
		48"	TLS48	□□□	□□□	□□□	□□	□□	33.0#
		54"	TLS54	□□□	□□□	□□□	□□	□□	36.0#
		60"	TLS60	□□□	□□□	□□□	□□	□□	40.0#
		66"	TLS66	□□□	□□□	□□□	□□	□□	43.0#
		72"	TLS72	□□□	□□□	□□□	□□	□□	47.0#
				A	B	C	D	E	F

HOW TO ORDER

Indicate the following information on order form:
1. Quantity of each item.
2. Model number, including options. See "How To Build a Model Number".
3. Any special service required.

Note: • The □ indicates that a choice is required.
• The absence of the □ indicates that no choice is required.
• Alpha-numeric characters in place of □ indicate that no other alternatives are available.

HOW TO BUILD A MODEL NUMBER

A Select basic model.

B Select edge style.

74P	- 74P edge
KN	- Knife edge
34S	- 3/8" Wood band edge
VN	- Wood edge veneer

C Select trim/extrusion color.
Refer to color addendum at ki.com or KI Fabrics & Finishes binder.

D Select surface finish.
Refer to color addendum at ki.com or KI Fabrics & Finishes binder.
Surface finish offerings are based on edge style selections. With 74P edge (74P), knife edge (KN), and wood band edge (34S), select from laminates. With wood edge veneer (VN), select from veneers.

E Select edge color.
Refer to color addendum at ki.com or KI Fabrics & Finishes binder.
Edge color offerings are based on edge style selections. With 74P edge (74P) and knife edge (KN), select from 74P/knife colors. With wood edge veneer (VN), no edge color selection required. With wood band edge (34S), select wood edge colors.

F Select desk color.
Refer to color addendum at ki.com or KI Fabrics & Finishes binder.

FINISH INFORMATION

Additional Laminate Offering

Additional laminates beyond KI standard offering, are available with two weeks extended leadtime. To specify additional laminates, use these designators followed by the supplier's color/pattern code:

Formica - LF/supplier's color pattern code
Nevamar - LN/supplier's color pattern code
Wilsonart - LW/supplier's color pattern code

KI's standard finish is the supplier's recommended finish for that color/pattern.
Note: Nonstandard laminates from these suppliers (example: textured laminates), require an upcharge and additional leadtime. Contact KI.

True® Desking System

Transaction Worksurfaces

74P Edge (74P)	Knife Edge (KN)	3/8" Wood Band Edge (34S)	Wood Edge Veneer (VN)
$ 506	$ 556	$ 648	$ 701
521	574	670	721
536	588	685	739
543	597	694	749
571	624	727	786
576	632	735	793
584	643	745	804
598	656	769	829
624	687	797	861
$ 607	$ 683	$ 829	$ 731
620	705	872	687
638	734	923	732
656	764	1055	773
670	760	1058	812
701	804	1102	857
708	829	1105	899
736	869	1211	956
757	889	1213	995

SPECIAL SERVICES

Special Carton Marking

With specially marked information N/C

Shipping

Delivered. Shipped **k.d. freight prepaid f.o.b. Pembroke, Ontario K8A 0E1** factory. Freight class #70.

Specifications and prices are subject to change without prior notice.

True® Desking System

Transaction Worksurfaces

	MODEL	W-LEFT x W-RIGHT	MODEL NUMBER Basic Model	Edge Style	Trim Color	Surface Finish	Edge Color	Desk Color	Approx. Packaged Weight
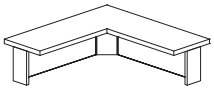 TRUE	**Standard Height Transaction Counter Corner** • Consists of top, three stanchions, steel privacy panels, and all required assembly hardware • Top of transaction surface is approximately 42" from floor • Space below transaction surface is 11-1/2" • Worksurface is 16" deep and overhangs 4" on guest side • Can mount transaction surface task lights underneath the surface ("TLT5" models) • Knife edge (KN) will have the knife edge only on the user side, the approach side will just have the standard 74P edge just like the approach side of the primary desk surface	42 x 42"	THC4242	□□□	□□□	□□□	□□	□□	66.0#
		48 x 48"	THC4848	□□□	□□□	□□□	□□	□□	74.0#
		48 x 60"	THC4860	□□□	□□□	□□□	□□	□□	83.0#
		48 x 66"	THC4866	□□□	□□□	□□□	□□	□□	87.0#
		48 x 72"	THC4872	□□□	□□□	□□□	□□	□□	91.0#
		60 x 48"	THC6048	□□□	□□□	□□□	□□	□□	83.0#
		66 x 48"	THC6648	□□□	□□□	□□□	□□	□□	87.0#
		72 x 48"	THC7248	□□□	□□□	□□□	□□	□□	91.0#
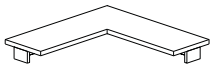 TRUE	**Low Height Transaction Counter Corner** • Consists of top, three stanchions, steel privacy panels, and all required assembly hardware • Top of transaction surface is approximately 34" from floor • Space below transaction surface is 3-3/4" • Worksurface is 16" deep and overhangs 4" on guest side • Cannot mount task lights underneath the low transaction surface • Knife edge (KN) will have the knife edge only on the user side, the approach side will just have the standard 74P edge just like the approach side of the primary desk surface	42 x 42"	TLC4242	□□□	□□□	□□□	□□	□□	51.0#
		48 x 48"	TLC4848	□□□	□□□	□□□	□□	□□	59.0#
		48 x 60"	TLC4860	□□□	□□□	□□□	□□	□□	66.0#
		48 x 66"	TLC4866	□□□	□□□	□□□	□□	□□	70.0#
		48 x 72"	TLC4872	□□□	□□□	□□□	□□	□□	73.0#
		60 x 48"	TLC6048	□□□	□□□	□□□	□□	□□	66.0#
		66 x 48"	TLC6648	□□□	□□□	□□□	□□	□□	70.0#
		72 x 48"	TLC7248	□□□	□□□	□□□	□□	□□	73.0#
			Ⓐ	Ⓑ	Ⓒ	Ⓓ	Ⓔ	Ⓕ	

HOW TO ORDER

Indicate the following information on order form:
1. Quantity of each item.
2. Model number, including options. See "How To Build a Model Number".
3. Any special service required.

Note:
- The □ indicates that a choice is required.
- The absence of the □ indicates that no choice is required.
- Alpha-numeric characters in place of □ indicate that no other alternatives are available.

HOW TO BUILD A MODEL NUMBER

Ⓐ Select basic model.

Ⓑ Select edge style.

74P	- 74P edge
KN	- Knife edge
34S	- 3/8" Wood band edge
VN	- Wood edge veneer

Ⓒ Select trim/extrusion color.
Refer to color addendum at ki.com or KI Fabrics & Finishes binder.

Ⓓ Select surface finish.
Refer to color addendum at ki.com or KI Fabrics & Finishes binder.
Surface finish offerings are based on edge style selections. With 74P edge (74P), knife edge (KN), and wood band edge (34S), select from laminates. With wood edge veneer (VN), select from veneers.

Ⓔ Select edge color.
Refer to color addendum at ki.com or KI Fabrics & Finishes binder.
Edge color offerings are based on edge style selections. With 74P edge (74P) and knife edge (KN), select from 74P/knife colors. With wood edge veneer (VN), no edge color selection required. With wood band edge (34S), select wood edge colors.

Ⓕ Select desk color.
Refer to color addendum at ki.com or KI Fabrics & Finishes binder.

FINISH INFORMATION

Additional Laminate Offering

Additional laminates beyond KI standard offering, are available with two weeks extended leadtime. To specify additional laminates, use these designators followed by the supplier's color/pattern code:

Formica - LF/supplier's color pattern code
Nevamar - LN/supplier's color pattern code
Wilsonart - LW/supplier's color pattern code

KI's standard finish is the supplier's recommended finish for that color/pattern.
Note: Nonstandard laminates from these suppliers (example: textured laminates), require an upcharge and additional leadtime. Contact KI.

True® Desking System

Transaction Worksurfaces

74P Edge (74P)	Knife Edge (KN)	3/8" Wood Band Edge (34S)	Wood Edge Veneer (VN)
$ 889	$ 979	$ 1140	$ 1228
937	1030	1198	1297
972	1071	1243	1342
1000	1101	1282	1384
1050	1155	1342	1450
972	1071	1243	1342
1000	1101	1282	1384
1050	1155	1342	1450
$ 929	$ 972	$ 1341	$ 1600
959	1001	1437	1813
1016	1057	1558	2080
1057	1098	1667	2216
1075	1118	1667	2339
1016	1057	1558	2080
1057	1098	1667	2216
1075	1118	1667	2339

SPECIAL SERVICES

Special Carton Marking

With specially marked information N/C

Shipping

Delivered. Shipped **k.d. freight prepaid f.o.b. Pembroke, Ontario K8A 0E1** factory. Freight class #70.

Specifications and prices are subject to change without prior notice.

True® Desking System Components

Privacy Screens - Exposed Frame

	MODEL	Features	W	MODEL NUMBER Basic Model	Dir.	Paint Color	Insert Finish	Approx. Packaged Weight
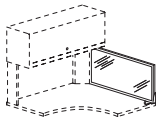 TRSC	**Single Desk Privacy Screen, stanchion/ end mount** • Exposed frame (core is translucent, frame painted) • Available in 18" height only • Attached to the desk with one stanchion support and one single grommet mounted bracket • Includes screen and all required mounting hardware except stanchion	Desk Width 24"	18"	TWSE24/E	□	□□□	□□□	7.0#
		Desk Width 30"	24"	TWSE30/E	□	□□□	□□□	8.0#
		Desk Width 36"	30"	TWSE36/E	□	□□□	□□□	9.0#
		Desk Width 42"	36"	TWSE42/E	□	□□□	□□□	11.0#
		Desk Width 48"	42"	TWSE48/E	□	□□□	□□□	12.0#
		Desk Width 54"	48"	TWSE54/E	□	□□□	□□□	13.0#
		Desk Width 60"	54"	TWSE60/E	□	□□□	□□□	14.0#
		Desk Width 66"	60"	TWSE66/E	□	□□□	□□□	16.0#
		Desk Width 72"	66"	TWSE72/E	□	□□□	□□□	17.0#
TRSC	**Single Desk Privacy Screen, end mount/ end mount** • Exposed frame (core is translucent, frame painted) • Available in 18" height only • Attached to the desk with two single grommet mounted brackets • Includes screen and all required mounting hardware	Desk Width 24"	24"	TWEE24/E		□□□	□□□	8.0#
		Desk Width 30"	30"	TWEE30/E		□□□	□□□	9.0#
		Desk Width 36"	36"	TWEE36/E		□□□	□□□	10.0#
		Desk Width 42"	42"	TWEE42/E		□□□	□□□	11.0#
		Desk Width 48"	48"	TWEE48/E		□□□	□□□	13.0#
		Desk Width 54"	54"	TWEE54/E		□□□	□□□	14.0#
		Desk Width 60"	60"	TWEE60/E		□□□	□□□	15.0#
		Desk Width 66"	66"	TWEE66/E		□□□	□□□	17.0#
		Desk Width 72"	72"	TWEE72/E		□□□	□□□	18.0#
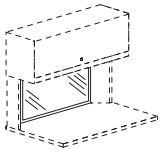 TRSC	**Single Desk Privacy Screen, between stanchions** • Exposed frame (core is translucent, frame painted) • Available in 18" height only • Attached between two stanchion supports • Includes screen and all required mounting hardware except stanchion • CANNOT be used simultaneously with Tool Rail (TATR)	Desk Width 24"	12"	TBS24/E		□□□	□□□	5.0#
		Desk Width 30"	18"	TBS30/E		□□□	□□□	6.0#
		Desk Width 36"	24"	TBS36/E		□□□	□□□	7.0#
		Desk Width 42"	30"	TBS42/E		□□□	□□□	9.0#
		Desk Width 48"	36"	TBS48/E		□□□	□□□	10.0#
		Desk Width 54"	42"	TBS54/E		□□□	□□□	11.0#
		Desk Width 60"	48"	TBS60/E		□□□	□□□	13.0#
		Desk Width 66"	54"	TBS66/E		□□□	□□□	14.0#
		Desk Width 72"	60"	TBS72/E		□□□	□□□	15.0#
				Ⓐ	Ⓑ	Ⓒ	Ⓓ	

HOW TO ORDER

Indicate the following information on order form:
1. Quantity of each item.
2. Model number, including options. See "How To Build a Model Number".
3. Any special service required.

Note: • The □ indicates that a choice is required.
• The absence of the □ indicates that no choice is required.
• Alpha-numeric characters in place of □ indicate that no other alternatives are available.

HOW TO BUILD A MODEL NUMBER

Ⓐ Select basic model.

Ⓑ Select direction.

L	- Left
R	- Right

Ⓒ Select paint color.
Refer to color addendum at ki.com or KI Fabrics & Finishes binder.

Ⓓ Select insert finish.
Refer to color addendum at ki.com or KI Fabrics & Finishes binder.

True® Desking System Components

Privacy Screens - Exposed Frame

Delivered Pricing
$ 237
263
327
387
444
503
543
600
659
$ 245
275
335
397
451
511
550
606
670
$ 232
256
316
379
433
495
536
594
651

SPECIAL SERVICES

Special Carton Marking

With specially marked information N/C

Shipping

Delivered. Shipped **k.d. freight prepaid f.o.b. Pembroke, Ontario K8A 0E1** factory. Freight class #70.

Specifications and prices are subject to change without prior notice.

True® Desking System Components

Privacy Screens - Exposed Frame

	MODEL	Features	W	MODEL NUMBER Basic Model	Paint Color	Insert Finish	Approx. Packaged Weight
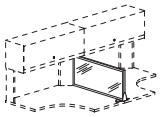 TRSC	**Shared Privacy Screen, stanchion/end mount** • Exposed frame (core is translucent, frame painted) • Available in 18" height only • Attached to the desk with one stanchion support and one double grommet mounted bracket • Includes screen and all required mounting hardware except stanchion	Desk Width 24"	18"	TSE24/E	□□□	□□□	6.0#
		Desk Width 30"	24"	TSE30/E	□□□	□□□	7.0#
		Desk Width 36"	30"	TSE36/E	□□□	□□□	8.0#
		Desk Width 42"	36"	TSE42/E	□□□	□□□	10.0#
		Desk Width 48"	42"	TSE48/E	□□□	□□□	11.0#
		Desk Width 54"	48"	TSE54/E	□□□	□□□	13.0#
		Desk Width 60"	54"	TSE60/E	□□□	□□□	14.0#
		Desk Width 66"	60"	TSE66/E	□□□	□□□	15.0#
		Desk Width 72"	66"	TSE72/E	□□□	□□□	17.0#
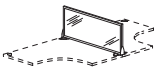 TRSC	**Shared Privacy Screen, end mount/end mount** • Exposed frame (core is translucent, frame painted) • Available in 18" height only • Mounts to the desk with two double grommet mounted brackets • Includes screen and all required mounting hardware	Desk Width 24"	24"	TEE24/E	□□□	□□□	7.0#
		Desk Width 30"	30"	TEE30/E	□□□	□□□	9.0#
		Desk Width 36"	36"	TEE36/E	□□□	□□□	10.0#
		Desk Width 42"	42"	TEE42/E	□□□	□□□	11.0#
		Desk Width 48"	48"	TEE48/E	□□□	□□□	13.0#
		Desk Width 54"	54"	TEE54/E	□□□	□□□	14.0#
		Desk Width 60"	60"	TEE60/E	□□□	□□□	15.0#
		Desk Width 66"	66"	TEE66/E	□□□	□□□	17.0#
		Desk Width 72"	72"	TEE72/E	□□□	□□□	18.0#
					Ⓐ	Ⓑ	Ⓒ

HOW TO ORDER

Indicate the following information on order form:
1. Quantity of each item.
2. Model number, including options. See "How To Build a Model Number".
3. Any special service required.

Note: • The □ indicates that a choice is required.
• The absence of the □ indicates that no choice is required.
• Alpha-numeric characters in place of □ indicate that no other alternatives are available.

HOW TO BUILD A MODEL NUMBER

Ⓐ Select basic model.

Ⓑ Select paint color.
Refer to color addendum at ki.com or KI Fabrics & Finishes binder.

Ⓒ Select insert finish.
Refer to color addendum at ki.com or KI Fabrics & Finishes binder.

True® Desking System Components

Privacy Screens - Exposed Frame

Delivered Pricing
$ 237
263
327
387
444
503
543
600
659
$ 245
275
335
397
451
511
550
606
670

SPECIAL SERVICES

Special Carton Marking

With specially marked information N/C

Shipping

Delivered. Shipped **k.d. freight prepaid f.o.b. Pembroke, Ontario K8A 0E1** factory. Freight class #70.

Specifications and prices are subject to change without prior notice.

True® Desking System Components

Privacy Screens - Upholstered

	MODEL	Features	W	MODEL NUMBER Basic Model	Dir.	Paint Color	Fabric Color	Approx. Packaged Weight
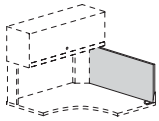 TRSC	**Single Desk Privacy Screen, stanchion/ end mount** • Upholstered (upholstered frame) fully tackable • Available in 18" height only • Attached to the desk with one stanchion support and one single grommet mounted bracket • 72" consists of two screens ganged together • Includes screen and all required mounting hardware except stanchion	Desk Width 24"	18"	TWSE24/U	□	□□	□□□□	7.0#
		Desk Width 30"	24"	TWSE30/U	□	□□	□□□□	8.0#
		Desk Width 36"	30"	TWSE36/U	□	□□	□□□□	9.0#
		Desk Width 42"	36"	TWSE42/U	□	□□	□□□□	11.0#
		Desk Width 48"	42"	TWSE48/U	□	□□	□□□□	12.0#
		Desk Width 54"	48"	TWSE54/U	□	□□	□□□□	13.0#
		Desk Width 60"	54"	TWSE60/U	□	□□	□□□□	15.0#
		Desk Width 66"	60"	TWSE66/U	□	□□	□□□□	16.0#
		Desk Width 72"	66"	TWSE72/U	□	□□	□□□□	18.0#
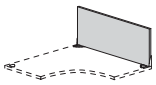 TRSC	**Single Desk Privacy Screen, end mount/ end mount** • Upholstered (upholstered frame) fully tackable • Available in 18" height only • Attached to the desk with two single grommet mounted brackets • 66" and 72" size consists of two screens ganged together • Includes screen and all required mounting hardware	Desk Width 24"	24"	TWEE24/U		□□	□□□□	7.0#
		Desk Width 30"	30"	TWEE30/U		□□	□□□□	9.0#
		Desk Width 36"	36"	TWEE36/U		□□	□□□□	10.0#
		Desk Width 42"	42"	TWEE42/U		□□	□□□□	11.0#
		Desk Width 48"	48"	TWEE48/U		□□	□□□□	13.0#
		Desk Width 54"	54"	TWEE54/U		□□	□□□□	14.0#
		Desk Width 60"	60"	TWEE60/U		□□	□□□□	16.0#
		Desk Width 66"	66"	TWEE66/U		□□	□□□□	18.0#
		Desk Width 72"	72"	TWEE72/U		□□	□□□□	19.0#
				Ⓐ	Ⓑ	Ⓒ	Ⓓ	

HOW TO ORDER

Indicate the following information on order form:
1. Quantity of each item.
2. Model number, including options. See "How To Build a Model Number".
3. Any special service required.

Note: • The □ indicates that a choice is required.
• The absence of the □ indicates that no choice is required.
• Alpha-numeric characters in place of □ indicate that no other alternatives are available.

HOW TO BUILD A MODEL NUMBER

Ⓐ Select basic model.

Ⓑ Select direction.

L	- Left
R	- Right

Ⓒ Select paint color.
Refer to color addendum at ki.com or KI Fabrics & Finishes binder.

Ⓓ Select fabric color.
Refer to color addendum at ki.com or in KI Fabrics & Finishes binder.

True® Desking System Components

Privacy Screens - Upholstered

Delivered Pricing Fabric Grade 1 & C.O.M.	Delivered Pricing Fabric Grade 2	Delivered Pricing Fabric Grade 3 & Pallas Vertical Fabric Grade PV	Delivered Pricing Pallas Vertical Fabric Grade PV1	Delivered Pricing Pallas Vertical Fabric Grade PV2
$ 230	$ 237	$ 246	$ 260	$ 274
254	263	278	294	307
312	325	339	359	375
375	387	404	430	446
427	444	459	486	507
483	503	522	551	577
522	543	564	598	623
578	600	624	661	689
637	659	687	726	756
$ 236	$ 244	$ 254	$ 267	$ 282
261	274	284	301	312
320	334	347	369	382
380	397	410	437	453
435	451	471	497	519
492	511	531	564	584
531	551	577	607	637
585	607	637	672	698
644	670	696	736	768

SPECIAL SERVICES

Special Carton Marking

With specially marked information N/C

Shipping

Delivered. Shipped **k.d. freight prepaid f.o.b. Pembroke, Ontario K8A 0E1** factory. Freight class #70.

Specifications and prices are subject to change without prior notice.

True® Desking System Components

Privacy Screens - Upholstered

	MODEL	Features	W	MODEL NUMBER Basic Model	Paint Color	Fabric Color	Approx. Packaged Weight
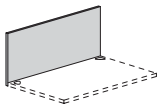 TRSC	**Single Desk Privacy Screen, mounted behind worksurface** • Upholstered (upholstered frame) fully tackable • Available in two heights: 20" matches the height of the stanchion mounted screen; 38" matches the height of an overhead storage unit • Mounts behind the back edge of the worksurface on brackets that attach to the underside of the worksurface • Adds 1" to overall depth of work station • 66" and 72" size consists of two screens ganged together • Includes screen and all required mounting hardware	Desk Width 24"	20"	TBW2024	□□	□□□□	9.0#
		Desk Width 30"	20"	TBW2030	□□	□□□□	11.0#
		Desk Width 36"	20"	TBW2036	□□	□□□□	12.0#
		Desk Width 42"	20"	TBW2042	□□	□□□□	14.0#
		Desk Width 48"	20"	TBW2048	□□	□□□□	15.0#
		Desk Width 54"	20"	TBW2054	□□	□□□□	18.0#
		Desk Width 60"	20"	TBW2060	□□	□□□□	20.0#
		Desk Width 66"	20"	TBW2066	□□	□□□□	22.0#
		Desk Width 72"	20"	TBW2072	□□	□□□□	24.0#
		Desk Width 24"	38"	TBW3824	□□	□□□□	17.0#
		Desk Width 30"	38"	TBW3830	□□	□□□□	20.0#
		Desk Width 36"	38"	TBW3836	□□	□□□□	23.0#
		Desk Width 42"	38"	TBW3842	□□	□□□□	25.0#
		Desk Width 48"	38"	TBW3848	□□	□□□□	28.0#
		Desk Width 54"	38"	TBW3854	□□	□□□□	34.0#
		Desk Width 60"	38"	TBW3860	□□	□□□□	36.0#
		Desk Width 66"	38"	TBW3866	□□	□□□□	42.0#
		Desk Width 72"	38"	TBW3872	□□	□□□□	45.0#
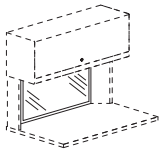 TRSC	**Single Desk Privacy Screen, between stanchions** • Upholstered (upholstered frame) fully tackable • Available in 18" height only • Attached between two stanchion supports • Includes screen and all required mounting hardware except stanchion • CANNOT be used simultaneously with Tool Rail (TATR)	Desk Width 24"	12"	TBS24/U	□□	□□□□	5.0#
		Desk Width 30"	18"	TBS30/U	□□	□□□□	6.0#
		Desk Width 36"	24"	TBS36/U	□□	□□□□	8.0#
		Desk Width 42"	30"	TBS42/U	□□	□□□□	9.0#
		Desk Width 48"	36"	TBS48/U	□□	□□□□	11.0#
		Desk Width 54"	42"	TBS54/U	□□	□□□□	12.0#
		Desk Width 60"	48"	TBS60/U	□□	□□□□	13.0#
		Desk Width 66"	54"	TBS66/U	□□	□□□□	15.0#
		Desk Width 72"	60"	TBS72/U	□□	□□□□	16.0#
				Ⓐ	Ⓑ	Ⓒ	

HOW TO ORDER

Indicate the following information on order form:
1. Quantity of each item.
2. Model number, including options. See "How To Build a Model Number".
3. Any special service required.

Note: • The □ indicates that a choice is required.
• The absence of the □ indicates that no choice is required.
• Alpha-numeric characters in place of □ indicate that no other alternatives are available.

HOW TO BUILD A MODEL NUMBER

Ⓐ Select basic model.

Ⓑ Select paint color.
Refer to color addendum at ki.com or KI Fabrics & Finishes binder.

Ⓒ Select fabric color.
Refer to color addendum at ki.com or in KI Fabrics & Finishes binder.

True® Desking System Components

Privacy Screens - Upholstered

Delivered Pricing Fabric Grade 1 & C.O.M.	Delivered Pricing Fabric Grade 2	Delivered Pricing Fabric Grade 3 & Pallas Vertical Fabric Grade PV	Delivered Pricing Pallas Vertical Fabric Grade PV1	Delivered Pricing Pallas Vertical Fabric Grade PV2
$ 236	$ 244	$ 254	$ 267	$ 282
261	274	284	301	312
320	334	347	369	382
380	397	410	437	453
435	451	471	497	519
492	511	531	564	584
531	551	577	607	637
585	607	637	672	698
644	670	696	736	768
413	435	450	477	496
460	480	500	529	548
568	589	612	649	677
671	697	724	769	798
764	793	827	876	908
864	898	933	989	1029
933	971	1011	1072	1114
1029	1071	1114	1179	1225
1130	1177	1223	1297	1348
$ 218	$ 232	$ 238	$ 252	$ 261
246	256	265	283	295
307	316	333	350	364
364	379	396	416	436
412	433	447	476	493
477	495	513	545	571
513	536	555	589	612
572	594	617	652	679
629	651	678	720	745

SPECIAL SERVICES

Special Carton Marking

With specially marked information N/C

Shipping

Delivered. Shipped **k.d. freight prepaid f.o.b. Pembroke, Ontario K8A 0E1** factory. Freight class #70.

Specifications and prices are subject to change without prior notice.

True® Desking System Components

Privacy Screens - Upholstered

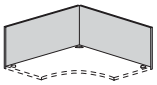

TRSC

Single Desk Corner Privacy Screen, mounted behind worksurface

- Upholstered (upholstered frame) fully tackable
- Available in two heights: 20" matches the height of the stanchion mounted screen; 38" matches the height of an overhead storage unit
- Mounts behind the back edge of the worksurface on brackets that attach to the underside of the worksurface
- Adds 1" to overall depth of workstation
- 66" and 72" size consists of two screens ganged together
- Includes screen and all required mounting hardware

MODEL	H x W-LEFT x W-RIGHT	MODEL NUMBER: Basic Model	Paint Color	Fabric Color	Approx. Packaged Weight
	20 x 42 x 42"	BWSC204242	□□	□□□□	28.0#
	20 x 48 x 48"	BWSC204848	□□	□□□□	30.0#
	20 x 48 x 60"	BWSC204860	□□	□□□□	35.0#
	20 x 48 x 66"	BWSC204866	□□	□□□□	37.0#
	20 x 48 x 72"	BWSC204872	□□	□□□□	39.0#
	20 x 60 x 48"	BWSC206048	□□	□□□□	35.0#
	20 x 66 x 48"	BWSC206648	□□	□□□□	37.0#
	20 x 72 x 48"	BWSC207248	□□	□□□□	39.0#
	38 x 42 x 42"	BWSC384242	□□	□□□□	50.0#
	38 x 48 x 48"	BWSC384848	□□	□□□□	56.0#
	38 x 48 x 60"	BWSC384860	□□	□□□□	64.0#
	38 x 48 x 66"	BWSC384866	□□	□□□□	70.0#
	38 x 48 x 72"	BWSC384872	□□	□□□□	73.0#
	38 x 60 x 48"	BWSC386048	□□	□□□□	64.0#
	38 x 66 x 48"	BWSC386648	□□	□□□□	70.0#
	38 x 72 x 48"	BWSC387248	□□	□□□□	73.0#
		Ⓐ	Ⓑ	Ⓒ	

HOW TO ORDER

Indicate the following information on order form:

1. Quantity of each item.
2. Model number, including options. See "How To Build a Model Number".
3. Any special service required.

Note:
- The □ indicates that a choice is required.
- The absence of the □ indicates that no choice is required.
- Alpha-numeric characters in place of □ indicate that no other alternatives are available.

HOW TO BUILD A MODEL NUMBER

Ⓐ Select basic model.

Ⓑ Select paint color.
Refer to color addendum at ki.com or KI Fabrics & Finishes binder.

Ⓒ Select fabric color.
Refer to color addendum at ki.com or in KI Fabrics & Finishes binder.

True® Desking System Components

Privacy Screens - Upholstered

Delivered Pricing Fabric Grade 1 & C.O.M.	Delivered Pricing Fabric Grade 2	Delivered Pricing Fabric Grade 3 & Pallas Vertical Fabric Grade PV	Delivered Pricing Pallas Vertical Fabric Grade PV1	Delivered Pricing Pallas Vertical Fabric Grade PV2
$ 762	$ 791	$ 824	$ 874	$ 906
869	902	939	996	1035
964	1001	1043	1106	1151
1021	1058	1102	1171	1216
1078	1119	1164	1235	1283
964	1001	1043	1106	1151
1021	1058	1102	1171	1216
1078	1119	1164	1235	1283
1339	1391	1445	1535	1599
1525	1587	1651	1752	1819
1695	1763	1834	1945	2021
1793	1864	1936	2055	2135
1894	1970	2049	2171	2259
1695	1763	1834	1945	2021
1793	1864	1936	2055	2135
1894	1970	2049	2171	2259

SPECIAL SERVICES

Special Carton Marking

With specially marked information N/C

Shipping

Delivered. Shipped **k.d. freight prepaid f.o.b. Pembroke, Ontario K8A 0E1** factory. Freight class #70.

Specifications and prices are subject to change without prior notice.

True® Desking System Components

Privacy Screens - Upholstered

	MODEL	Features	W	MODEL NUMBER Basic Model	Paint Color	Fabric Color	Approx. Packaged Weight
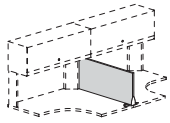 TRSC	**Shared Privacy Screen, stanchion/end mount** • Upholstered (upholstered frame) fully tackable • Available in 18" height only • Attached to the desk with one stanchion support and one double grommet mounted bracket • 72" size consists of two screens ganged together • Includes screen and all required mounting hardware except stanchion	Desk Width 24"	18"	TSE24/U	□□	□□□□	6.0#
		Desk Width 30"	24"	TSE30/U	□□	□□□□	7.0#
		Desk Width 36"	30"	TSE36/U	□□	□□□□	9.0#
		Desk Width 42"	36"	TSE42/U	□□	□□□□	10.0#
		Desk Width 48"	42"	TSE48/U	□□	□□□□	11.0#
		Desk Width 54"	48"	TSE54/U	□□	□□□□	13.0#
		Desk Width 60"	54"	TSE60/U	□□	□□□□	14.0#
		Desk Width 66"	60"	TSE66/U	□□	□□□□	16.0#
		Desk Width 72"	66"	TSE72/U	□□	□□□□	18.0#
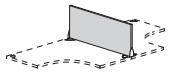 TRSC	**Shared Privacy Screen, end mount/end mount** • Upholstered (upholstered frame) fully tackable • Available in 18" height only • Mounts to the desk with two double grommet mounted brackets • 66" and 72" size consists of two screens ganged together • Includes screen and all required mounting hardware	Desk Width 24"	24"	TEE24/U	□□	□□□□	7.0#
		Desk Width 30"	30"	TEE30/U	□□	□□□□	8.0#
		Desk Width 36"	36"	TEE36/U	□□	□□□□	10.0#
		Desk Width 42"	42"	TEE42/U	□□	□□□□	11.0#
		Desk Width 48"	48"	TEE48/U	□□	□□□□	13.0#
		Desk Width 54"	54"	TEE54/U	□□	□□□□	14.0#
		Desk Width 60"	60"	TEE60/U	□□	□□□□	15.0#
		Desk Width 66"	66"	TEE66/U	□□	□□□□	17.0#
		Desk Width 72"	72"	TEE72/U	□□	□□□□	19.0#
					Ⓐ	Ⓑ	Ⓒ

HOW TO ORDER

Indicate the following information on order form:
1. Quantity of each item.
2. Model number, including options. See "How To Build a Model Number".
3. Any special service required.

Note: • The □ indicates that a choice is required.
• The absence of the □ indicates that no choice is required.
• Alpha-numeric characters in place of □ indicate that no other alternatives are available.

HOW TO BUILD A MODEL NUMBER

Ⓐ Select basic model.

Ⓑ Select frame paint color.
Refer to color addendum at ki.com or KI Fabrics & Finishes binder.

Ⓒ Select fabric color.
Refer to color addendum at ki.com or in KI Fabrics & Finishes binder.

True® Desking System Components

Privacy Screens - Upholstered

Delivered Pricing Fabric Grade 1 & C.O.M.	Delivered Pricing Fabric Grade 2	Delivered Pricing Fabric Grade 3 & Pallas Vertical Fabric Grade PV	Delivered Pricing Pallas Vertical Fabric Grade PV1	Delivered Pricing Pallas Vertical Fabric Grade PV2
$ 230	$ 237	$ 246	$ 260	$ 274
254	263	278	294	307
312	327	339	359	375
375	387	404	430	446
427	444	459	486	507
483	503	522	551	577
522	543	564	598	623
578	600	624	661	689
637	659	687	726	756
$ 236	$ 244	$ 254	$ 267	$ 282
261	274	284	301	312
320	334	347	369	382
380	397	410	437	453
435	451	471	497	519
492	511	531	564	584
531	551	577	607	637
585	607	637	672	698
644	670	696	736	768

SPECIAL SERVICES

Special Carton Marking

With specially marked information N/C

Shipping

Delivered. Shipped **k.d. freight prepaid f.o.b. Pembroke, Ontario K8A 0E1** factory. Freight class #70.

Specifications and prices are subject to change without prior notice.

True® Desking System Components

Worksurface Dividers

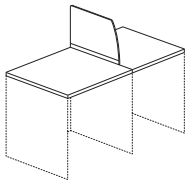

TRSC

MODEL	W	MODEL NUMBER Basic Model	MODEL NUMBER Paint Color	Approx. Packaged Weight
Worksurface Dividers • Divides two similar depth worksurfaces • Mounted to the underside of the work-surface • Can be used with overheads, shelves and stanchions	24"	TDV24	□□	3.0#
	30"	TDV30	□□	3.0#
		Ⓐ	Ⓑ	

HOW TO ORDER

Indicate the following information on order form:
1. Quantity of each item.
2. Model number, including options. See "How To Build a Model Number".
3. Any special service required.

Note: • The □ indicates that a choice is required.
• The absence of the □ indicates that no choice is required.
• Alpha-numeric characters in place of □ indicate that no other alternatives are available.

HOW TO BUILD A MODEL NUMBER

Ⓐ Select basic model.

Ⓑ Select paint color.
Refer to color addendum at ki.com or KI Fabrics & Finishes binder.

True® Desking System Components

Worksurface Dividers

Delivered Pricing
$ 235
266

SPECIAL SERVICES

Special Carton Marking

With specially marked information	N/C

Shipping

Delivered. Shipped **k.d. freight prepaid f.o.b. Pembroke, Ontario K8A 0E1** factory. Freight class #70.

Specifications and prices are subject to change without prior notice.

True® Desking System Components

Tool Rails

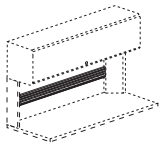

TRAC

Tool Rail, stanchion/stanchion mounted

- Accomodates paper management components
- Mounts between stanchions
- Field installable
- Painted aluminum construction
- Consists of four slots to accept components
- Actual length is 12" shorter than work-surface
- Stanchions ordered with overhead or individually (TST19 and TST11)
- CANNOT be used simultaneously with stanchion mounted Privacy Screen (TBS)

MODEL	Features	W	MODEL NUMBER: Basic Model	MODEL NUMBER: Paint Color	Approx. Packaged Weight
	Desk width 24"	12"	TATR24/SS	□□	3.0#
	Desk width 30"	18"	TATR30/SS	□□	3.0#
	Desk width 36"	24"	TATR36/SS	□□	3.0#
	Desk width 42"	30"	TATR42/SS	□□	4.0#
	Desk width 48"	36"	TATR48/SS	□□	5.0#
	Desk width 54"	42"	TATR54/SS	□□	5.0#
	Desk width 60"	48"	TATR60/SS	□□	6.0#
	Desk width 66"	54"	TATR66/SS	□□	7.0#
	Desk width 72"	60"	TATR72/SS	□□	8.0#
			Ⓐ	Ⓑ	

HOW TO ORDER

Indicate the following information on order form:

1. Quantity of each item.
2. Model number, including options. See "How To Build a Model Number".
3. Any special service required.

Note:
- The □ indicates that a choice is required.
- The absence of the □ indicates that no choice is required.
- Alpha-numeric characters in place of □ indicate that no other alternatives are available.

HOW TO BUILD A MODEL NUMBER

Ⓐ Select basic model.

Ⓑ Select paint color.
Refer to color addendum at ki.com or KI Fabrics & Finishes binder.

True® Desking System Components

Tool Rails

Delivered Pricing
$ 134
137
144
151
161
183
203
213
226

SPECIAL SERVICES

Special Carton Marking

With specially marked information N/C

Shipping

Delivered. Shipped **k.d. freight prepaid f.o.b. Pembroke, Ontario K8A 0E1** factory. Freight class #70.

Specifications and prices are subject to change without prior notice.

True® Desking System Components

Paper Management

	MODEL	H x W x D	MODEL NUMBER Basic Model	MODEL NUMBER Accessory Color	Approx. Packaged Weight
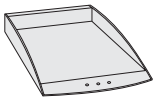 HRDPT	**Paper Tray** • Plastic construction • Stores letter or legal size documents • Suspends from tool rail • Suitable for free-standing worksurface or overhead location	2 x 9-1/2 x 14"	PPLL	□□	1.0#
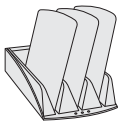 HRDPT	**Diagonal Storage** • Plastic construction • Suspends only from tool rail • Suitable for free-standing worksurface or overhead location • Three slanted partitions per unit • Dividers in black only	2-1/2 x 7 x 12-1/2"	PPDS	□□	4.0#
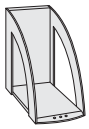 HRDPT	**Vertical Storage** • Injection molded plastic construction • Suspends only from tool rail • Suitable for free-standing worksurface or overhead location • Stores binders, phone books or periodicals	9 x 5 x 10-1/2"	PPVS	□□	1.0#
			Ⓐ	Ⓑ	

HOW TO ORDER

Indicate the following information on order form:

1. Quantity of each item.
2. Model number, including options. See "How To Build a Model Number".
3. Any special service required.

Note:
- The □ indicates that a choice is required.
- The absence of the □ indicates that no choice is required.
- Alpha-numeric characters in place of □ indicate that no other alternatives are available.

HOW TO BUILD A MODEL NUMBER

Ⓐ Select basic model.

Ⓑ Select accessory color.
Refer to color addendum at ki.com or KI Fabrics & Finishes binder.

True® Desking System Components

Paper Management

Delivered Pricing
$ 37
$ 37
$ 35

SPECIAL SERVICES

Special Carton Marking

With specially marked information N/C

Shipping

Shipped **k.d. freight prepaid f.o.b. Manitowoc, Wisconsin 54220** factory. Freight class #70.

Specifications and prices are subject to change without prior notice.

True® Desking System Components

Paper Management

	MODEL	H x W x D	MODEL NUMBER		Approx. Packaged Weight
			Basic Model	Accessory Color	
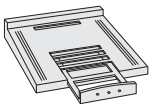 HRDPT	**Telephone Caddy** • Plastic construction • Holds telephone up to 8-1/2" wide and 9-1/2" deep • Suspends from tool rail	2 x 8 1/2 x 9 1/2"	PPTC	☐☐	0.8#
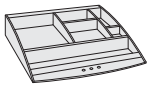 HRDPT	**Accessory Tray** • Injection molded plastic • Stores stamps, tape dispenser, post-it pads and paper clips • Suspends from tool rail	2 x 9 1/2 x 10"	PPAT	☐☐	6.0#
HRDPT	**Pencil Cup** • Injection molded plastic construction • Suspends from tool rail	4 x 4 x 3 1/2"	PPPC	☐☐	0.3#
			Ⓐ	Ⓑ	

HOW TO ORDER

Indicate the following information on order form:
1. Quantity of each item.
2. Model number, including options. See "How To Build a Model Number".
3. Any special service required.

Note: • The ☐ indicates that a choice is required.
• The absence of the ☐ indicates that no choice is required.
• Alpha-numeric characters in place of ☐ indicate that no other alternatives are available.

HOW TO BUILD A MODEL NUMBER

Ⓐ Select basic model.

Ⓑ Select accessory color.
Refer to color addendum at ki.com or KI Fabrics & Finishes binder.

True® Desking System Components

Paper Management

Delivered Pricing
$ 45
$ 31
$ 31

SPECIAL SERVICES

Special Carton Marking

With specially marked information N/C

Shipping

Shipped **k.d. freight prepaid f.o.b. Manitowoc, Wisconsin 54220** factory. Freight class #70.

Specifications and prices are subject to change without prior notice.

True® Desking System Components

Balance® Overhead Storage

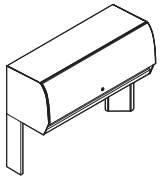

BOH

Solid Color Upper Door

- Stanchions and mounting brackets included
- The KI Balance® Overhead allows users the option to interchange from a True® Desk mount solution to a KI office panel system
- Colored or translucent extruded door
- Painted cabinet and lower door
- Shelf dividers available separately
- Cabinet is fully assembled

MODEL	W	MODEL NUMBER: Basic Model	Cabinet Paint Color	Upper Door Solid Color	Stanchion Door Color	Lock Option	Approx. Packaged Weight
	30"	BLCS30/TR	□□	□□□	□□□	□□□	52.0#
	36"	BLCS36/TR	□□	□□□	□□□	□□□	58.0#
	42"	BLCS42/TR	□□	□□□	□□□	□□□	58.0#
	48"	BLCS48/TR	□□	□□□	□□□	□□□	64.0#
	54"	BLCS54/TR	□□	□□□	□□□	□□□	70.0#
	60"	BLCS60/TR	□□	□□□	□□□	□□□	78.0#
	66"	BLCS66D/TR	□□	□□□	□□□	□□□	92.0#
	72"	BLCS72D/TR	□□	□□□	□□□	□□□	116.0#
			Ⓐ	Ⓑ	Ⓒ	Ⓓ	Ⓔ

HOW TO ORDER

Indicate the following information on order form:

1. Quantity of each item.
2. Model number, including options. See "How To Build a Model Number".
3. Any special service required.

Note:
- The □ indicates that a choice is required.
- The absence of the □ indicates that no choice is required.
- Alpha-numeric characters in place of □ indicate that no other alternatives are available.

HOW TO BUILD A MODEL NUMBER

Ⓐ Select basic model.

Ⓑ Select cabinet paint color. Refer to color addendum at ki.com or KI Fabrics & Finishes binder.

Ⓒ Select upper door solid color. Refer to color addendum at ki.com or KI Fabrics & Finishes binder.

Ⓓ Select stanchion door color. Refer to color addendum at ki.com or KI Fabrics & Finishes binder.

Ⓔ Select lock option.

KS	- Key standard
NLC	- No lock core
KA	- Key alike

BLCS, BLCL, BLSF

Overhead Width	30"	36"	42"	48"	54"	60"	66"	72"
Door Overhang in Open Position	3"	3"	3"	3"	3"	3"	3"	3"
No. of Doors	1	1	1	1	1	1	2	2
Inside Width of Overhead	27-3/4"	33-3/4"	39-3/4"	45-3/4"	51-3/4"	57-3/4"	63-3/4"	69-3/4"
Dimension Between Sets at Workstations	18"	24"	30"	36"	42"	48"	54"	60"

True® Desking System Components

Balance® Overhead Storage

Delivered Pricing
$ 1366
1395
1427
1496
1587
1610
2531
2593

SPECIAL SERVICES

Special Carton Marking

With specially marked information N/C

Shipping

Shipped **assembled freight prepaid f.o.b.Manitowoc, Wisconsin 54220** factory.
Freight class #77.5

Specifications and prices are subject to change without prior notice.

True® Desking System Components

Balance® Overhead Storage

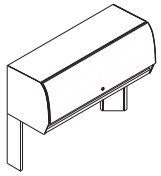

BOH

Laminate Upper Door

- Stanchions and mounting brackets included
- The KI Balance® Overhead allows users the option to interchange from a True® Desk mount solution to a KI office panel system
- Laminate covered upper door
- Painted cabinet and lower door
- Shelf dividers available separately
- Cabinet is fully assembled

MODEL	W	MODEL NUMBER: Basic Model	Cabinet Paint Color	Upper Door Laminate	Stanchion Door Color	Laminate Door Edge Color	Lock Option	Approx. Packaged Weight
	30"	BLCL30/TR	□□	□□□	□□□	□□□	□□□	52.0#
	36"	BLCL36/TR	□□	□□□	□□□	□□□	□□□	52.0#
	42"	BLCL42/TR	□□	□□□	□□□	□□□	□□□	58.0#
	48"	BLCL48/TR	□□	□□□	□□□	□□□	□□□	64.0#
	54"	BLCL54/TR	□□	□□□	□□□	□□□	□□□	64.0#
	60"	BLCL60/TR	□□	□□□	□□□	□□□	□□□	78.0#
	66"	BLCL66D/TR	□□	□□□	□□□	□□□	□□□	91.0#
	72"	BLCL72D/TR	□□	□□□	□□□	□□□	□□□	104.0#
			Ⓐ	Ⓑ	Ⓒ	Ⓓ	Ⓔ	Ⓕ

HOW TO ORDER

Indicate the following information on order form:

1. Quantity of each item.
2. Model number, including options. See "How To Build a Model Number".
3. Any special service required.

Note:
- The □ indicates that a choice is required.
- The absence of the □ indicates that no choice is required.
- Alpha-numeric characters in place of □ indicate that no other alternatives are available.

HOW TO BUILD A MODEL NUMBER

Ⓐ Select basic model.

Ⓑ Select cabinet paint color. Refer to color addendum at ki.com or KI Fabrics & Finishes binder.

Ⓒ Select upper door laminate color. Refer to color addendum at ki.com or KI Fabrics & Finishes binder.

Ⓓ Select stanchion door color. Refer to color addendum at ki.com or KI Fabrics & Finishes binder.

Ⓔ Select laminate door edge color. Refer to color addendum at ki.com or KI Fabrics & Finishes binder.

Ⓕ Select lock option.

KS	- Key standard
NLC	- No lock core
KA	- Key alike

BLCS, BLCL, BLSF

Overhead Width	30"	36"	42"	48"	54"	60"	66"	72"
Door Overhang in Open Position	3"	3"	3"	3"	3"	3"	3"	3"
No. of Doors	1	1	1	1	1	1	2	2
Inside Width of Overhead	27-3/4"	33-3/4"	39-3/4"	45-3/4"	51-3/4"	57-3/4"	63-3/4"	69-3/4"
Dimension Between Sets at Workstations	18"	24"	30"	36"	42"	48"	54"	60"

True® Desking System Components

Balance® Overhead Storage

Delivered Pricing
$ 1619
1678
1740
1821
1971
2002
3060
3187

FINISH INFORMATION

Additional Laminate Offering
Additional laminates beyond KI standard offering, are available with two weeks extended leadtime. To specify additional laminates, use these designators followed by the supplier's color/pattern code:

Formica - LF/supplier's color pattern code
Nevamar - LN/supplier's color pattern code
Wilsonart - LW/supplier's color pattern code

KI's standard finish is the supplier's recommended finish for that color/pattern.
Note: Nonstandard laminates from these suppliers (example: textured laminates), require an upcharge and additional leadtime. Contact KI.

SPECIAL SERVICES

Special Carton Marking

With specially marked information	N/C

Shipping
Shipped **assembled freight prepaid f.o.b.Manitowoc, Wisconsin 54220** factory. Freight class #77.5

Specifications and prices are subject to change without prior notice.

True® Desking System Components

Balance® Overhead Storage

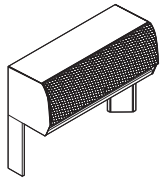

BOH

Fabric Upper Door

- Stanchions and mounting brackets included
- The KI Balance® Overhead allows users the option to interchange from a True® Desk mount solution to a KI office panel system
- Fabric covered upper door
- Painted cabinet and lower door
- Shelf dividers available separately
- Cabinet is fully assembled

MODEL	W	MODEL NUMBER: Basic Model	Cabinet Paint Color	Fabric Color	Stanchion Door Color	Lock Option	Approx. Packaged Weight
	30"	BLCF30/TR	□□	□□□□	□□□	□□□	46.0#
	36"	BLCF36/TR	□□	□□□□	□□□	□□□	52.0#
	42"	BLCF42/TR	□□	□□□□	□□□	□□□	58.0#
	48"	BLCF48/TR	□□	□□□□	□□□	□□□	64.0#
	54"	BLCF54/TR	□□	□□□□	□□□	□□□	70.0#
	60"	BLCF60/TR	□□	□□□□	□□□	□□□	78.0#
	66"	BLCF66D/TR	□□	□□□□	□□□	□□□	91.0#
	72"	BLCF72D/TR	□□	□□□□	□□□	□□□	104.0#
		Ⓐ	Ⓑ	Ⓒ	Ⓓ	Ⓔ	

HOW TO ORDER

Indicate the following information on order form:

1. Quantity of each item.
2. Model number, including options. See "How To Build a Model Number".
3. Any special service required.

Note:
- The □ indicates that a choice is required.
- The absence of the □ indicates that no choice is required.
- Alpha-numeric characters in place of □ indicate that no other alternatives are available.

HOW TO BUILD A MODEL NUMBER

Ⓐ Select basic model.

Ⓑ Select cabinet paint color. Refer to color addendum at ki.com or KI Fabrics & Finishes binder.

Ⓒ Select upper door fabric color. Refer to color addendum at ki.com or in KI Fabrics & Finishes binder.

Ⓓ Select stanchion door color. Refer to color addendum at ki.com or KI Fabrics & Finishes binder.

Ⓔ Select lock option.

KS	- Key standard
NLC	- No lock core
KA	- Key alike

BLCS, BLCL, BLSF

Overhead Width	30"	36"	42"	48"	54"	60"	66"	72"
Door Overhang in Open Position	3"	3"	3"	3"	3"	3"	3"	3"
No. of Doors	1	1	1	1	1	1	2	2
Inside Width of Overhead	27-3/4"	33-3/4"	39-3/4"	45-3/4"	51-3/4"	57-3/4"	63-3/4"	69-3/4"
Dimension Between Sets at Workstations	18"	24"	30"	36"	42"	48"	54"	60"

True® Desking System Components

Balance® Overhead Storage

Delivered Pricing Fabric Grade 1 & C.O.M.	Delivered Pricing Fabric Grade 2	Delivered Pricing Fabric Grade 3 & Pallas Vertical Fabric Grade PV	Delivered Pricing Pallas Vertical Fabric Grade PV1	Delivered Pricing Pallas Vertical Fabric Grade PV2
$ 1466	$ 1476	$ 1495	$ 1518	$ 1540
1495	1504	1529	1551	1572
1527	1537	1561	1583	1608
1597	1610	1630	1658	1681
1708	1719	1747	1771	1800
1727	1738	1764	1794	1820
2723	2745	2789	2835	2876
2787	2810	2852	2899	2941

SPECIAL SERVICES

Special Carton Marking

With specially marked information N/C

Shipping

Shipped **assembled freight prepaid f.o.b.Manitowoc, Wisconsin 54220** factory. Freight class #77.5

Specifications and prices are subject to change without prior notice.

True® Desking System Components

Balance® Task Lights

	MODEL	W	MODEL NUMBER Basic Model	Approx. Packaged Weight
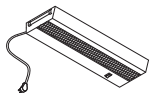 HRDPT	**Balance® Task Lights** • Electronic ballast	24"	BTLT5.24	3.9#
		36"	BTLT5.36	5.3#
		48"	BTLT5.48	6.7#
			Ⓐ	

HOW TO ORDER

Indicate the following information on order form:
1. Quantity of each item.
2. Model number, including options. See "How To Build a Model Number".
3. Any special service required.

Note: • The ☐ indicates that a choice is required.
• The absence of the ☐ indicates that no choice is required.
• Alpha-numeric characters in place of ☐ indicate that no other alternatives are available.

HOW TO BUILD A MODEL NUMBER

Ⓐ Select basic model.

INFORMATION

TASK LIGHT CABINET WIDTH

Cabinet Width	Light Width
24"	18"
30"	24"
36"	24"
42"	36"
48"	36"
54"	48"
60"	48"
66"	(2)24"
72"	(2)24"

True® Desking System Components

Balance® Task Lights

Delivered Pricing
$ 99
109
114

SPECIAL SERVICES

Special Carton Marking

With specially marked information	N/C

Shipping

Shipped **assembled freight prepaid f.o.b. Manitowoc, Wisconsin 54220** factory. Freight class #100.

Specifications and prices are subject to change without prior notice.

True® Desking System Components

Universal Overhead Storage

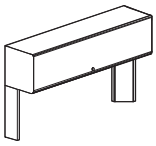

VUOS

MODEL	W	MODEL NUMBER: Basic Model	Cabinet Paint Color	Handle Color	Stanchion Door Color	Lock Option	Approx. Packaged Weight
Steel Overhead Cabinet	24"	PRDS24/TR	□□	□□□	□□□	□□□	34.0#
• Includes support stanchions	30"	PRDS30/TR	□□	□□□	□□□	□□□	39.0#
• The KI Universal Overhead allows users the option to interchange from a True® Desk mount solution to a KI office panel system	36"	PRDS36/TR	□□	□□□	□□□	□□□	44.0#
• Steel end panels, bottom, top shelf, and door with powder-coated finish	42"	PRDS42/TR	□□	□□□	□□□	□□□	49.0#
• Steel door	48"	PRDS48/TR	□□	□□□	□□□	□□□	54.0#
• Double-bit lock is included with key alike option	54"	PRDS54/TR	□□	□□□	□□□	□□□	60.0#
• Door stores recessed with handle exposed	60"	PRDS60/TR	□□	□□□	□□□	□□□	64.0#
• Shelf depth is 13-1/4"	66"	PRDS66/TR	□□	□□□	□□□	□□□	61.0#
• Must order 66" and 72" worksurfaces with optional center grommet	72"	PRDS72/TR	□□	□□□	□□□	□□□	65.0#
• 66" overhead consists of 30" and 36" cabinets supported at juncture of cabinets by support stanchion							
• 72" overhead consist of two 36" cabinets supported at juncture of cabinets by support stanchion							
• Accepts shelf divider							
		Ⓐ	Ⓑ	Ⓒ	Ⓓ	Ⓔ	

HOW TO ORDER

Indicate the following information on order form:

1. Quantity of each item.
2. Model number, including options. See "How To Build a Model Number".
3. Any special service required.

Note:
- The □ indicates that a choice is required.
- The absence of the □ indicates that no choice is required.
- Alpha-numeric characters in place of □ indicate that no other alternatives are available.

HOW TO BUILD A MODEL NUMBER

Ⓐ Select basic model.

Ⓑ Select cabinet paint color. Refer to color addendum at ki.com or KI Fabrics & Finishes binder.

Ⓒ Select door handle trim color. Refer to color addendum at ki.com or KI Fabrics & Finishes binder.

Ⓓ Select stanchion door color. Refer to color addendum at ki.com or KI Fabrics & Finishes binder.

Ⓔ Select lock option.

KS	- Key standard
NLC	- No lock core
KA	- Key alike

PRDS, PRDF, PRDL, PRDV

Overhead Width	30"	36"	42"	48"	54"	60"	66"	72"
Door Overhang in Open Position	4"	4"	4"	4"	4"	4"	4"	4"
No. of Doors	1	1	1	1	1	1	2	2
Inside Width of Overhead	29-1/2"	35-1/2"	41-1/2"	47-1/2"	53-1/2"	59-1/2"	29-1/2" & 35-1/2"	2 x 35-1/2"
Dimension Between Sets at Workstations	18"	24"	30"	36"	42"	48"	19-3/4" & 25-3/4"	2 x 25-3/4"

True® Desking System Components

Universal Overhead Storage

Delivered Pricing
$ 904
917
938
967
1035
1059
1143
1624
1728

SPECIAL SERVICES

Special Carton Marking

With specially marked information N/C

Shipping

Shipped **k.d. freight prepaid f.o.b. Manitowoc, Wisconsin 54220** factory. Freight class #70.

Specifications and prices are subject to change without prior notice.

True® Desking System Components

Universal Overhead Storage

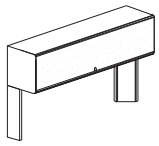

VUOF

Fabric Overhead Cabinet

- Includes support stanchions
- The KI Universal Overhead allows users the option to interchange from a True® Desk mount solution to a KI office panel system
- Steel end panels, bottom, top shelf, and door with powder-coated finish
- Fabric-covered door
- Double-bit lock is included with key alike option
- Door stores recessed with handle exposed
- Shelf depth is 13-1/4"
- Must order 66" and 72" worksurfaces with optional center grommet
- 66" overhead consists of 30" and 36" cabinets supported at juncture of cabinets by support stanchion
- 72" overhead consist of two 36" cabinets supported at juncture of cabinets by support stanchion
- Accepts shelf divider

MODEL	W	MODEL NUMBER: Basic Model	Cabinet Paint Color	Handle Color	Stanchion Door Color	Fabric Color	Lock Option	Approx. Packaged Weight
			Ⓐ	Ⓑ	Ⓒ	Ⓓ	Ⓔ	Ⓕ
	24"	PRDF24/TR	□□	□□□	□□□	□□□□	□□□	32.0#
	30"	PRDF30/TR	□□	□□□	□□□	□□□□	□□□	36.0#
	36"	PRDF36/TR	□□	□□□	□□□	□□□□	□□□	40.0#
	42"	PRDF42/TR	□□	□□□	□□□	□□□□	□□□	44.0#
	48"	PRDF48/TR	□□	□□□	□□□	□□□□	□□□	49.0#
	54"	PRDF54/TR	□□	□□□	□□□	□□□□	□□□	53.0#
	60"	PRDF60/TR	□□	□□□	□□□	□□□□	□□□	57.0#
	66"	PRDF66/TR	□□	□□□	□□□	□□□□	□□□	61.0#
	72"	PRDF72/TR	□□	□□□	□□□	□□□□	□□□	65.0#

HOW TO ORDER

Indicate the following information on order form:

1. Quantity of each item.
2. Model number, including options. See "How To Build a Model Number".
3. Any special service required.

Note:
- The □ indicates that a choice is required.
- The absence of the □ indicates that no choice is required.
- Alpha-numeric characters in place of □ indicate that no other alternatives are available.

HOW TO BUILD A MODEL NUMBER

Ⓐ Select basic model.

Ⓑ Select cabinet paint color. Refer to color addendum at ki.com or KI Fabrics & Finishes binder.

Ⓒ Select door handle trim color. Refer to color addendum at ki.com or KI Fabrics & Finishes binder.

Ⓓ Select stanchion door color. Refer to color addendum at ki.com or KI Fabrics & Finishes binder.

Ⓔ Select fabric. Refer to color addendum at ki.com or in KI Fabrics & Finishes binder.

Ⓕ Select lock option.

KS	- Key standard
NLC	- No lock core
KA	- Key alike

PRDS, PRDF, PRDL, PRDV

Overhead Width	30"	36"	42"	48"	54"	60"	66"	72"
Door Overhang in Open Position	4"	4"	4"	4"	4"	4"	4"	4"
No. of Doors	1	1	1	1	1	1	2	2
Inside Width of Overhead	29-1/2"	35-1/2"	41-1/2"	47-1/2"	53-1/2"	59-1/2"	29-1/2" & 35-1/2"	2 x 35-1/2"
Dimension Between Sets at Workstations	18"	24"	30"	36"	42"	48"	19-3/4" & 25-3/4"	2 x 25-3/4"

True® Desking System Components

Universal Overhead Storage

Delivered Pricing Fabric Grade 1 & C.O.M.	Delivered Pricing Fabric Grade 2	Delivered Pricing Fabric Grade 3 & Pallas Vertical Fabric Grade PV	Delivered Pricing Pallas Vertical Fabric Grade PV1	Delivered Pricing Pallas Vertical Fabric Grade PV2
$ 955	$ 961	$ 974	$ 984	$ 996
984	991	1004	1017	1029
1016	1021	1033	1046	1059
1035	1042	1058	1071	1084
1064	1072	1085	1097	1114
1190	1198	1215	1232	1248
1243	1250	1267	1285	1303
1784	1797	1821	1848	1872
1834	1850	1873	1901	1926

SPECIAL SERVICES

Special Carton Marking

With specially marked information N/C

Shipping

Shipped **k.d. freight prepaid f.o.b. Manitowoc, Wisconsin 54220** factory. Freight class #70.

Specifications and prices are subject to change without prior notice.

True® Desking System Components

Universal Overhead Storage

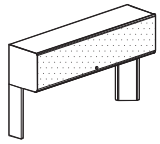

VUOL

Laminate Overhead Cabinet

- Includes support stanchions
- The KI Universal Overhead allows users the option to interchange from a True® Desk mount solution to a KI office panel system
- Steel end panels, bottom, top shelf, and door with powder-coated finish
- High-pressure laminate on particleboard door
- Double-bit lock is included with key alike option
- Door stores recessed with handle exposed
- Shelf depth is 13-1/4"
- Must order 66" and 72" worksurfaces with optional center grommet
- 66" overhead consists of 30" and 36" cabinets supported at juncture of cabinets by support stanchion
- 72" overhead consist of two 36" cabinets supported at juncture of cabinets by support stanchion
- Accepts shelf divider

MODEL	W	MODEL NUMBER: Basic Model	Cabinet Paint Color	Handle Color	Stanchion Door Color	Laminate Color	Lock Option	Approx. Packaged Weight
			Ⓐ	Ⓑ	Ⓒ	Ⓓ	Ⓔ	Ⓕ
	24"	PRDL24/TR	□□	□□□	□□□	□□□	□□□	32.0#
	30"	PRDL30/TR	□□	□□□	□□□	□□□	□□□	36.0#
	36"	PRDL36/TR	□□	□□□	□□□	□□□	□□□	40.0#
	42"	PRDL42/TR	□□	□□□	□□□	□□□	□□□	44.0#
	48"	PRDL48/TR	□□	□□□	□□□	□□□	□□□	48.0#
	54"	PRDL54/TR	□□	□□□	□□□	□□□	□□□	53.0#
	60"	PRDL60/TR	□□	□□□	□□□	□□□	□□□	57.0#
	66"	PRDL66/TR	□□	□□□	□□□	□□□	□□□	61.0#
	72"	PRDL72/TR	□□	□□□	□□□	□□□	□□□	65.0#

HOW TO ORDER

Indicate the following information on order form:

1. Quantity of each item.
2. Model number, including options. See "How To Build a Model Number".
3. Any special service required.

Note:
- The □ indicates that a choice is required.
- The absence of the □ indicates that no choice is required.
- Alpha-numeric characters in place of □ indicate that no other alternatives are available.

HOW TO BUILD A MODEL NUMBER

Ⓐ Select basic model.

Ⓑ Select cabinet paint color. Refer to color addendum at ki.com or KI Fabrics & Finishes binder.

Ⓒ Select door handle trim color. Refer to color addendum at ki.com or KI Fabrics & Finishes binder.

Ⓓ Select stanchion door color. Refer to color addendum at ki.com or KI Fabrics & Finishes binder.

Ⓔ Select laminate surface. Refer to color addendum at ki.com or KI Fabrics & Finishes binder.

Ⓕ Select lock option.

KS	- Key standard
NLC	- No lock core
KA	- Key alike

PRDS, PRDF, PRDL, PRDV

Overhead Width	30"	36"	42"	48"	54"	60"	66"	72"
Door Overhang in Open Position	4"	4"	4"	4"	4"	4"	4"	4"
No. of Doors	1	1	1	1	1	1	2	2
Inside Width of Overhead	29-1/2"	35-1/2"	41-1/2"	47-1/2"	53-1/2"	59-1/2"	29-1/2" & 35-1/2"	2 x 35-1/2"
Dimension Between Sets at Workstations	18"	24"	30"	36"	42"	48"	19-3/4" & 25-3/4"	2 x 25-3/4"

True® Desking System Components

Universal Overhead Storage

Delivered Pricing
$ 974
975
1020
1059
1097
1207
1264
1779
1862

FINISH INFORMATION

Additional Laminate Offering

Additional laminates beyond KI standard offering, are available with two weeks extended leadtime. To specify additional laminates, use these designators followed by the supplier's color/pattern code:

Formica - LF/supplier's color pattern code
Nevamar - LN/supplier's color pattern code
Wilsonart - LW/supplier's color pattern code

KI's standard finish is the supplier's recommended finish for that color/pattern.
Note: Nonstandard laminates from these suppliers (example: textured laminates), require an upcharge and additional leadtime. Contact KI.

SPECIAL SERVICES

Special Carton Marking

With specially marked information	N/C

Shipping

Shipped **k.d. freight prepaid f.o.b. Manitowoc, Wisconsin 54220** factory. Freight class #70.

Specifications and prices are subject to change without prior notice.

True® Desking System Components

Universal Overhead Storage

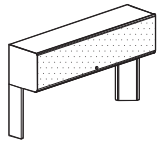

VUOV

MODEL	W	MODEL NUMBER: Basic Model	Cabinet Paint Color	Handle Color	Stanchion Door Color	Veneer Color	Lock Option	Approx. Packaged Weight
Veneer Overhead Cabinet	24"	PRDV24/TR	□□	□□□	□□□	□□□	□□□	32.0#
• Includes support stanchions	30"	PRDV30/TR	□□	□□□	□□□	□□□	□□□	36.0#
• The KI Universal Overhead allows users the option to interchange from a True® Desk mount solution to a KI office panel system	36"	PRDV36/TR	□□	□□□	□□□	□□□	□□□	40.0#
• Steel end panels, bottom and top shelf with powder-coated finish	42"	PRDV42/TR	□□	□□□	□□□	□□□	□□□	44.0#
• Veneer covered door	48"	PRDV48/TR	□□	□□□	□□□	□□□	□□□	48.0#
• Double-bit lock is included with key alike option	54"	PRDV54/TR	□□	□□□	□□□	□□□	□□□	53.0#
• Door stores recessed with handle exposed	60"	PRDV60/TR	□□	□□□	□□□	□□□	□□□	57.0#
• Shelf depth is 13-1/4"	66"	PRDV66/TR	□□	□□□	□□□	□□□	□□□	57.0#
• Must order 66" and 72" worksurfaces with optional center grommet	72"	PRDV72/TR	□□	□□□	□□□	□□□	□□□	57.0#
• 66" overhead consists of 30" and 36" cabinets supported at juncture of cabinets by support stanchion								
• 72" overhead consist of two 36" cabinets supported at juncture of cabinets by support stanchion								
• Accepts shelf divider								
			Ⓐ	Ⓑ	Ⓒ	Ⓓ	Ⓔ	Ⓕ

HOW TO ORDER

Indicate the following information on order form:

1. Quantity of each item.
2. Model number, including options. See "How To Build a Model Number".
3. Any special service required.

Note:
- The □ indicates that a choice is required.
- The absence of the □ indicates that no choice is required.
- Alpha-numeric characters in place of □ indicate that no other alternatives are available.

HOW TO BUILD A MODEL NUMBER

Ⓐ Select basic model.

Ⓑ Select cabinet paint color. Refer to color addendum at ki.com or KI Fabrics & Finishes binder.

Ⓒ Select door handle trim color. Refer to color addendum at ki.com or KI Fabrics & Finishes binder.

Ⓓ Select stanchion door color. Refer to color addendum at ki.com or KI Fabrics & Finishes binder.

Ⓔ Select veneer surface color. Refer to color addendum at ki.com or KI Fabrics & Finishes binder.

Ⓕ Select lock option.

KS	- Key standard
NLC	- No lock core
KA	- Key alike

PRDS, PRDF, PRDL, PRDV

Overhead Width	30"	36"	42"	48"	54"	60"	66"	72"
Door Overhang in Open Position	4"	4"	4"	4"	4"	4"	4"	4"
No. of Doors	1	1	1	1	1	1	2	2
Inside Width of Overhead	29-1/2"	35-1/2"	41-1/2"	47-1/2"	53-1/2"	59-1/2"	29-1/2" & 35-1/2"	2 x 35-1/2"
Dimension Between Sets at Workstations	18"	24"	30"	36"	42"	48"	19-3/4" & 25-3/4"	2 x 25-3/4"

True® Desking System Components

Universal Overhead Storage

Delivered Pricing
$ 1509
1533
1590
1651
1714
1979
2088
2910
3026

SPECIAL SERVICES

Special Carton Marking

With specially marked information N/C

Shipping

Shipped **k.d. freight prepaid f.o.b. Manitowoc, Wisconsin 54220** factory. Freight class #70.

Specifications and prices are subject to change without prior notice.

True® Desking System Components

Universal Overhead Shelves and Divider

	MODEL	W x H	MODEL NUMBER: Basic Model	Shelf Paint Color	Stanchion Door Color	Approx. Packaged Weight
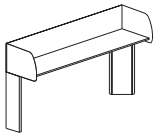 VULS	**Low Shelf** • Includes support stanchions • Accepts shelf dividers • Includes full back • 66" shelf consists of one 36" and one 30"; 72" shelf consists of two 36" shelves supported by middle upright • Shelves are shipped unassembled	24"	ULSR24/TR	□□	□□□	14.0#
		30"	ULSR30/TR	□□	□□□	16.0#
		36"	ULSR36/TR	□□	□□□	17.0#
		42"	ULSR42/TR	□□	□□□	19.0#
		48"	ULSR48/TR	□□	□□□	20.0#
		54"	ULSR54/TR	□□	□□□	22.0#
		60"	ULSR60/TR	□□	□□□	24.0#
		66"	ULSR66/TR	□□	□□□	29.0#
		72"	ULSR72/TR	□□	□□□	30.0#
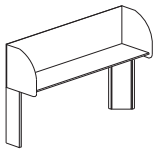 VURS	**Regular Shelf** • Includes support stanchions • Accepts shelf dividers • Includes full back • 66" shelf consists of one 36" and one 30"; 72" shelf consists of two 36" shelves supported by middle upright • Shelves are shipped unassembled	24"	URSR24/TR	□□	□□□	19.0#
		30"	URSR30/TR	□□	□□□	20.0#
		36"	URSR36/TR	□□	□□□	22.0#
		42"	URSR42/TR	□□	□□□	23.0#
		48"	URSR48/TR	□□	□□□	25.0#
		54"	URSR54/TR	□□	□□□	27.0#
		60"	URSR60/TR	□□	□□□	28.0#
		66"	URSR66/TR	□□	□□□	29.0#
		72"	URSR72/TR	□□	□□□	30.0#
HRDPT	**Shelf Divider** • Steel shelf dividers with powder-coated finish • Fits shelves and overheads	7-1/4 x 11-1/2"	NSD	□□		1.0#
			Ⓐ	Ⓑ	Ⓒ	

HOW TO ORDER

Indicate the following information on order form:
1. Quantity of each item.
2. Model number, including options. See "How To Build a Model Number".
3. Any special service required.

Note: • The □ indicates that a choice is required.
• The absence of the □ indicates that no choice is required.
• Alpha-numeric characters in place of □ indicate that no other alternatives are available.

HOW TO BUILD A MODEL NUMBER

Ⓐ Select basic model.

Ⓑ Select shelf paint color.
Refer to color addendum at ki.com or KI Fabrics & Finishes binder.

Ⓒ Select stanchion door color.
Refer to color addendum at ki.com or KI Fabrics & Finishes binder.

True® Desking System Components

Universal Overhead Shelves and Divider

Delivered Pricing
$ 619
620
636
644
653
677
713
1040
1063
$ 645
646
659
672
683
715
734
1090
1118
$ 25

SPECIAL SERVICES

Special Carton Marking

With specially marked information N/C

Shipping

Shipped **k.d. freight prepaid f.o.b. Manitowoc, Wisconsin 54220** factory. Freight class #70.

Specifications and prices are subject to change without prior notice.

True® Desking System Components

Universal Overhead and Shelves Task Lights

	MODEL	W	MODEL NUMBER Basic Model	Approx. Packaged Weight
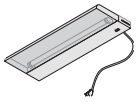 HRDPT	**Universal Overhead and Shelves Task Lights** • Electronic ballast	24"	TLT5.24	3.9#
		36"	TLT5.36	5.3#
		48"	TLT5.48	6.7#
			Ⓐ	

HOW TO ORDER

Indicate the following information on order form:
1. Quantity of each item.
2. Model number, including options. See "How To Build a Model Number".
3. Any special service required.

Note: • The ☐ indicates that a choice is required.
• The absence of the ☐ indicates that no choice is required.
• Alpha-numeric characters in place of ☐ indicate that no other alternatives are available.

HOW TO BUILD A MODEL NUMBER

Ⓐ Select basic model.

INFORMATION

TASK LIGHT CABINET WIDTH

Cabinet Width	Light Width
24"	18"
30"	24"
36"	24"
42"	36"
48"	36"
54"	48"
60"	48"
66"	(2)24"
72"	(2)24"

True® Desking System Components

Universal Overhead and Shelves Task Lights

Delivered Pricing
$ 74
81
88

SPECIAL SERVICES

Special Carton Marking

With specially marked information N/C

Shipping

Shipped **k.d. freight prepaid f.o.b. Manitowoc, Wisconsin 54220** factory. Freight class #100.

Specifications and prices are subject to change without prior notice.

True® Desking System Accessories

Center Drawer

	MODEL	W x D x H	MODEL NUMBER Basic Model	MODEL NUMBER Paint Color	Approx. Packaged Weight
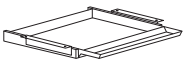 7DACU	**Center Drawer** • Steel painted tray	17 x 18-1/4 x 1-5/8"	7D/18CD	□□	13.0#
		17 x 18-1/4 x 1-5/8"	7D/18CDL	□□	13.0#
			Ⓐ	Ⓑ	

HOW TO ORDER

Indicate the following information on order form:
1. Quantity of each item.
2. Model number, including options. See "How To Build a Model Number".
3. Any special service required.

Note: • The □ indicates that a choice is required.
• The absence of the □ indicates that no choice is required.
• Alpha-numeric characters in place of □ indicate that no other alternatives are available.

HOW TO BUILD A MODEL NUMBER

Ⓐ Select basic model.

Ⓑ Select paint color.
Refer to color addendum at ki.com or KI Fabrics & Finishes binder.

True® Desking System Accessories

Center Drawer

Delivered Pricing
$ 185
233

SPECIAL SERVICES

Special Carton Marking

With specially marked information N/C

Shipping

Delivered. Shipped **k.d. freight prepaid f.o.b. Pembroke, Ontario K8A 0E1** factory. Freight class #70.

Specifications and prices are subject to change without prior notice.

True® Desking System Accessories

Grommets

	MODEL	MODEL NUMBER		
		Basic Model	Surface Grom. Color	Approx. Packaged Weight
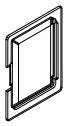 HRDPT	**Standard Leg Grommet Frame** • Standard on desks • Use for replacement	TSLG	□□	0.2#
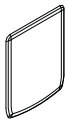 HRDPT	**Upper Leg Grommet Cover** • Standard on desks • Use for replacement	TULGC	□□	0.2#
HRDPT	**Lower Leg Grommet Cover** • Standard on Corner Power Infeed Leg	TLLGC	□□	0.2#
HRDPT	**Worksurface Grommet** • Standard on desks • Use for replacement	TWSG	□□	0.2#
HRDPT	**Worksurface Grommet Cover** • Standard on desks • Use for replacement	TWSGC	□□	0.2#
		Ⓐ	Ⓑ	

HOW TO ORDER

Indicate the following information on order form:
1. Quantity of each item.
2. Model number, including options. See "How To Build a Model Number".
3. Any special service required.

Note: • The □ indicates that a choice is required.
• The absence of the □ indicates that no choice is required.
• Alpha-numeric characters in place of □ indicate that no other alternatives are available.

HOW TO BUILD A MODEL NUMBER

Ⓐ Select basic model.

Ⓑ Select grommet color.
Refer to color addendum at ki.com or KI Fabrics & Finishes binder.

True® Desking System Accessories

Grommets

Delivered Pricing	
$	3
$	3
$	3
$	3
$	3

SPECIAL SERVICES

Special Carton Marking

With specially marked information N/C

Shipping

Delivered. Shipped **k.d. freight prepaid f.o.b. Pembroke, Ontario K8A 0E1** factory. Freight class #70.

Specifications and prices are subject to change without prior notice.

True® Desking System Accessories

Corner Power Infeed Leg

	MODEL	MODEL NUMBER			Approx. Packaged Weight
		Basic Model	Trim Color	Paint Color	
 TRAC	**Corner Power Infeed Leg** • Used in place of standard leg when floor-mounted power monument falls outside footprint of the desk • Includes upper and lower leg grommet	TCLBG	□□□	□□	10.0#
		Ⓐ	Ⓑ	Ⓒ	

HOW TO ORDER

Indicate the following information on order form:
1. Quantity of each item.
2. Model number, including options. See "How To Build a Model Number".
3. Any special service required.

Note: • The □ indicates that a choice is required.
• The absence of the □ indicates that no choice is required.
• Alpha-numeric characters in place of □ indicate that no other alternatives are available.

HOW TO BUILD A MODEL NUMBER

Ⓐ Select basic model.

Ⓑ Select trim color.
Refer to color addendum at ki.com or KI Fabrics & Finishes binder.

Ⓒ Select paint color.
Refer to color addendum at ki.com or KI Fabrics & Finishes binder.

True® Desking System Accessories

Corner Power Infeed Leg

Delivered Pricing
$ 75

SPECIAL SERVICES

Special Carton Marking

With specially marked information N/C

Shipping

Delivered. Shipped **k.d. freight prepaid f.o.b. Pembroke, Ontario K8A 0E1** factory. Freight class #70.

Specifications and prices are subject to change without prior notice.

True® Desking System Accessories

Modesty Panel Inserts

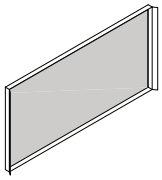

TRAC

MODEL	W	MODEL NUMBER Basic Model	MODEL NUMBER Paint Color	Approx. Packaged Weight
Full Modesty Panel Insert • Used to change a desk from partial modesty panel into one with a full modesty panel • Can be added or removed without disruption to other desks or electrical parts	24"	TAFMP24	□□	5.0#
	30"	TAFMP30	□□	6.0#
	36"	TAFMP36	□□	8.0#
	42"	TAFMP42	□□	9.0#
	48"	TAFMP48	□□	11.0#
	54"	TAFMP54	□□	12.0#
	60"	TAFMP60	□□	14.0#
	66"	TAFMP66	□□	16.0#
	72"	TAFMP72	□□	17.0#
		Ⓐ	Ⓑ	

HOW TO ORDER

Indicate the following information on order form:
1. Quantity of each item.
2. Model number, including options. See "How To Build a Model Number".
3. Any special service required.

Note: • The □ indicates that a choice is required.
• The absence of the □ indicates that no choice is required.
• Alpha-numeric characters in place of □ indicate that no other alternatives are available.

HOW TO BUILD A MODEL NUMBER

Ⓐ Select basic model.

Ⓑ Select paint color.
Refer to color addendum at ki.com or KI Fabrics & Finishes binder.

True® Desking System Accessories

Modesty Panel Inserts

Delivered Pricing
$ 183
183
196
218
263
286
331
351
393

SPECIAL SERVICES

Special Carton Marking

With specially marked information N/C

Shipping

Delivered. Shipped **k.d. freight prepaid f.o.b. Pembroke, Ontario K8A 0E1** factory. Freight class #70.

Specifications and prices are subject to change without prior notice.

True® Desking System Accessories

Worksurface Accessories

	MODEL	W	MODEL NUMBER Basic Model	Paint Color	Stanchion Door Color	Approx. Packaged Weight
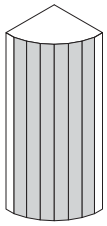 TRAC	**Freestanding Stanchion Large** • 19-1/2" tall (4 openings) • Stanchion door and top cap included • Used to provide worksurface power and data location • Included when ordering overheads with / TR suffix	19"	TST19	□□	□□□	8.0#
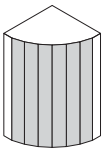 TRAC	**Freestanding Stanchion Short** • 11-1/2" tall (2 openings) • Stanchion door and top cap included • Used to provide worksurface power and data location	11"	TST11	□□	□□□	5.0#
			Ⓐ	Ⓑ	Ⓒ	

HOW TO ORDER

Indicate the following information on order form:
1. Quantity of each item.
2. Model number, including options. See "How To Build a Model Number".
3. Any special service required.

Note: • The □ indicates that a choice is required.
• The absence of the □ indicates that no choice is required.
• Alpha-numeric characters in place of □ indicate that no other alternatives are available.

HOW TO BUILD A MODEL NUMBER

Ⓐ Select basic model.

Ⓑ Select paint color.
Refer to color addendum at ki.com or KI Fabrics & Finishes binder.

Ⓒ Select stanchion door color.
Refer to color addendum at ki.com or KI Fabrics & Finishes binder.

True® Desking System Accessories

Worksurface Accessories

Delivered Pricing
$ 445
$ 311

SPECIAL SERVICES

Special Carton Marking

With specially marked information N/C

Shipping

Delivered. Shipped **k.d. freight prepaid f.o.b. Pembroke, Ontario K8A 0E1** factory. Freight class #70.

Specifications and prices are subject to change without prior notice.

True® Desking System Data/Comm.

Accessories

	MODEL	W	MODEL NUMBER Basic Model	Trim Color	Paint Color	Approx. Packaged Weight
TRAC	**Communication Pole** • Used to route communication cables through top grommet in worksurface to ceiling • Includes pole, cover, and ceiling trim • Pole has two separated channels	10"	TCOMP10	□□□	□□	9.0#
		7"	TCOMP7	□□□	□□	6.0#
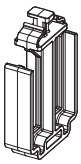 HRDPT	**Cable Support** • TCOMCS=single • TCOMPK=8 pack		TCOMCS			0.1#
			TCOMCSPK			1.0#
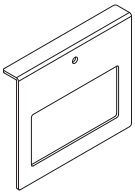 TRAC	**Face Plate Bracket**		TCOMFP		□□	0.2#
			Ⓐ	Ⓑ	Ⓒ	

HOW TO ORDER

Indicate the following information on order form:
1. Quantity of each item.
2. Model number, including options. See "How To Build a Model Number".
3. Any special service required.

Note: • The □ indicates that a choice is required.
• The absence of the □ indicates that no choice is required.
• Alpha-numeric characters in place of □ indicate that no other alternatives are available.

HOW TO BUILD A MODEL NUMBER

Ⓐ Select basic model.

Ⓑ Select trim color.
Refer to color addendum at ki.com or KI Fabrics & Finishes binder.

Ⓒ Select paint color.
Refer to color addendum at ki.com or KI Fabrics & Finishes binder.

True® Desking System Data/Comm.

Accessories

Delivered Pricing
$ 179
126
$ 5
43
$ 26

SPECIAL SERVICES

Special Carton Marking

With specially marked information N/C

Shipping

Delivered. Shipped **k.d. freight prepaid f.o.b. Pembroke, Ontario K8A 0E1** factory. Freight class #70.

Specifications and prices are subject to change without prior notice.

True® Desking System Electrical

Electrical

	MODEL	Features	MODEL NUMBER Basic Model	MODEL NUMBER Paint Color	Approx. Packaged Weight
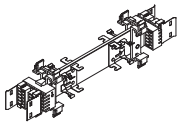 TRAC	**Rigid Wireway 4-4-2** • Includes rigid wireway electrical harness, steel wireway cover, and all required attachment hardware • Available in two 10-wire styles. Note: 10-wire styles must match on all electrical parts • Allows two duplex receptacles (ordered separately) to be mounted below the desk worksurface • Size must match the desk length. Note: the 72D (dual) provides four possible receptacle locations	Desk width 30"	TRWW4R30	□□	4.0#
		Desk width 36"	TRWW4R36	□□	5.0#
		Desk width 42"	TRWW4R42	□□	5.0#
		Desk width 48"	TRWW4R48	□□	8.0#
		Desk width 54"	TRWW4R54	□□	8.0#
		Desk width 60"	TRWW4R60	□□	11.0#
		Desk width 66"	TRWW4R66	□□	11.0#
		Desk width 72"	TRWW4R72	□□	12.0#
		Desk width 72"	TRWW4R72D	□□	12.0#
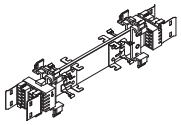 TRAC	**Rigid Wireway 6-2-2** • Includes rigid wireway electrical harness, steel wireway cover, and all required attachment hardware • Available in two 10-wire styles. Note: 10-wire styles must match on all electrical parts • Allows two duplex receptacles (ordered separately) to be mounted below the desk worksurface • Size must match the desk length. Note: the 72D (dual) provides four possible receptacle locations	Desk width 30"	TRWW6R30	□□	4.0#
		Desk width 36"	TRWW6R36	□□	5.0#
		Desk width 42"	TRWW6R42	□□	6.0#
		Desk width 48"	TRWW6R48	□□	8.0#
		Desk width 54"	TRWW6R54	□□	9.0#
		Desk width 60"	TRWW6R60	□□	10.0#
		Desk width 66"	TRWW6R66	□□	11.0#
		Desk width 72"	TRWW6R72	□□	12.0#
		Desk width 72"	TRWW6R72D	□□	13.0#
			Ⓐ	Ⓑ	

HOW TO ORDER

Indicate the following information on order form:
1. Quantity of each item.
2. Model number, including options. See "How To Build a Model Number".
3. Any special service required.

Note: • The □ indicates that a choice is required.
• The absence of the □ indicates that no choice is required.
• Alpha-numeric characters in place of □ indicate that no other alternatives are available.

HOW TO BUILD A MODEL NUMBER

Ⓐ Select basic model.

Ⓑ Select paint color.
Refer to color addendum at ki.com or KI Fabrics & Finishes binder.

True® Desking System Electrical

Electrical

Delivered Pricing
$ 134
148
167
187
258
331
402
465
465

$ 134
148
167
187
258
331
402
465
465

SPECIAL SERVICES

Special Carton Marking

With specially marked information N/C

Shipping

Delivered. Shipped **k.d. freight prepaid f.o.b. Pembroke, Ontario K8A 0E1** factory. Freight class #70.

Specifications and prices are subject to change without prior notice.

True® Desking System Electrical

Electrical

	MODEL	Features	W	MODEL NUMBER Basic Model	Approx. Packaged Weight
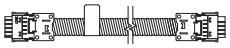 HRDPT	**Rigid Wireway Standard Desk Jumper 4-4-2** • Includes jumper harness to make the electrical connection between adjacent desks • Available in two 10-wire styles. Note: 10-wire styles must match on all electrical parts		28"	TRDJ4ST	2.0#
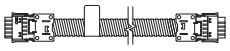 HRDPT	**Rigid Wireway Standard Desk Jumper 6-2-2** • Includes jumper harness to make the electrical connection between adjacent desks • Available in two 10-wire styles. Note: 10-wire styles must match on all electrical parts		28"	TRDJ6ST	2.0#
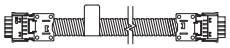 HRDPT	**Rigid Wireway Power Pass Through 4-4-2** • Includes the power pass through harness that allows power to continue through one side of a desk between two rigid wireway equipped desks • Available in two 10-wire styles. Note: 10-wire styles must match on all electrical parts • Order length according to the desk width it is passing through	Desk width 24"		TRE4PP24	3.0#
		Desk width 30"		TRE4PP30	3.0#
		Desk width 36"		TRE4PP36	3.0#
		Desk width 42"		TRE4PP42	3.0#
		Desk width 48"		TRE4PP48	3.0#
		Desk width 54"		TRE4PP54	3.0#
		Desk width 60"		TRE4PP60	3.0#
		Desk width 66"		TRE4PP66	3.0#
		Desk width 72"		TRE4PP72	4.0#
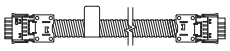 HRDPT	**Rigid Wireway Power Pass Through 6-2-2** • Includes the power pass through harness that allows power to continue through one side of a desk between two rigid wireway equipped desks • Available in two 10-wire styles. Note: 10-wire styles must match on all electrical parts • Order length according to the desk width it is passing through	Desk width 24"		TRE6PP24	3.0#
		Desk width 30"		TRE6PP30	3.0#
		Desk width 36"		TRE6PP36	3.0#
		Desk width 42"		TRE6PP42	3.0#
		Desk width 48"		TRE6PP48	4.0#
		Desk width 54"		TRE6PP54	4.0#
		Desk width 60"		TRE6PP60	4.0#
		Desk width 66"		TRE6PP66	4.0#
		Desk width 72"		TRE6PP72	4.0#
				Ⓐ	

HOW TO ORDER

Indicate the following information on order form:
1. Quantity of each item.
2. Model number, including options. See "How To Build a Model Number".
3. Any special service required.

Note: • The ☐ indicates that a choice is required.
• The absence of the ☐ indicates that no choice is required.
• Alpha-numeric characters in place of ☐ indicate that no other alternatives are available.

HOW TO BUILD A MODEL NUMBER

Ⓐ Select basic model.

True® Desking System Electrical

Electrical

Delivered Pricing
$ 106
$ 106
$ 108
111
114
117
122
127
132
139
144
$ 108
111
114
117
122
127
132
139
144

SPECIAL SERVICES

Special Carton Marking

With specially marked information N/C

Shipping

Delivered. Shipped **k.d. freight prepaid f.o.b. Pembroke, Ontario K8A 0E1** factory. Freight class #70.

Specifications and prices are subject to change without prior notice.

True® Desking System Electrical

Electrical

	MODEL	W	MODEL NUMBER Basic Model	MODEL NUMBER Paint Color	Approx. Packaged Weight
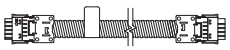 TRAC	**Rigid Wireway End Panel Trough/Desk Jumper 4-4-2** • Includes jumper harness to make the electrical connection between adjacent desks • See specifications for length that must be specified • Available in two 10-wire styles. Note: 10-wire styles must match on all electrical parts	24"	TEPT424	□□	4.0#
		30"	TEPT430	□□	5.0#
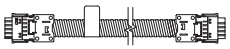 TRAC	**Rigid Wireway End Panel Trough/ Desk Jumper 6-2-2** • Includes jumper harness to make the electrical connection between adjacent desks • See specifications for length that must be specified • Available in two 10-wire styles. Note: 10-wire styles must match on all electrical parts	24"	TEPT624	□□	4.0#
		30"	TEPT630	□□	5.0#
			Ⓐ	Ⓑ	

HOW TO ORDER

Indicate the following information on order form:
1. Quantity of each item.
2. Model number, including options. See "How To Build a Model Number".
3. Any special service required.

Note: • The □ indicates that a choice is required.
• The absence of the □ indicates that no choice is required.
• Alpha-numeric characters in place of □ indicate that no other alternatives are available.

HOW TO BUILD A MODEL NUMBER

Ⓐ Select basic model.

Ⓑ Select paint color.
Refer to color addendum at ki.com or KI Fabrics & Finishes binder.

True® Desking System Electrical

Electrical

Delivered Pricing
$ 200
217
$ 200
217

SPECIAL SERVICES

Special Carton Marking

With specially marked information N/C

Shipping

Delivered. Shipped **k.d. freight prepaid f.o.b. Pembroke, Ontario K8A 0E1** factory. Freight class #70.

Specifications and prices are subject to change without prior notice.

True® Desking System Electrical

Electrical

	MODEL	Features	L	MODEL NUMBER Basic Model	MODEL NUMBER Accessory Color	Approx. Packaged Weight
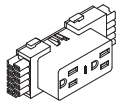 HRDPT	**Rigid Wireway Receptacles 4-4-2** • Includes the modular duplex 15 amp receptacle that snaps onto a rigid wireway • Available in two 10-wire styles. Note: 10-wire styles must match on all electrical parts			TRER4RC1	□□	0.2#
				TRER4RC2	□□	0.2#
				TRER4RC3I		0.2#
				TRER4RC4I		0.2#
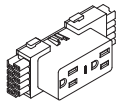 HRDPT	**Rigid Wireway Receptacles 6-2-2** • Includes the modular duplex 15 amp receptacle that snaps onto a rigid wireway • Available in two 10-wire styles. Note: 10-wire styles must match on all electrical parts			TRER6RC1	□□	0.2#
				TRER6RC2	□□	0.2#
				TRER6RC3	□□	0.2#
				TRER6RC4I		0.2#
				TRER6RC5I		0.2#
				TRER6RC6I		0.2#
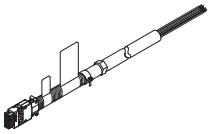 HRDPT	**Rigid Wireway Base Feed 4-4-2** • Includes base feed harness with 6' of colored liquidtite conduit covering; used to feed power from a hard wired J-box or floor monument to the rigid wireway on a desk • Available in two 10-wire styles. Note: 10-wire styles must match on all electrical parts • Building connection hardware must be supplied by customer		72"	TEBI4BF6	□□	7.0#
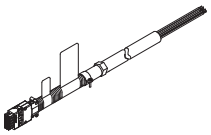 HRDPT	**Rigid Wireway Base Feed 6-2-2** • Includes base feed harness with 6' of colored liquidtite conduit covering; used to feed power from a hard wired J-box or floor monument to the rigid wireway on a desk • Available in two 10-wire styles. Note: 10-wire styles must match on all electrical parts • Building connection hardware must be supplied by customer		72"	TEBI6BF6	□□	7.0#
				Ⓐ	Ⓑ	

HOW TO ORDER

Indicate the following information on order form:
1. Quantity of each item.
2. Model number, including options. See "How To Build a Model Number".
3. Any special service required.

Note: • The □ indicates that a choice is required.
• The absence of the □ indicates that no choice is required.
• Alpha-numeric characters in place of □ indicate that no other alternatives are available.

HOW TO BUILD A MODEL NUMBER

Ⓐ Select basic model.

Ⓑ Select accessory color.
Refer to color addendum at ki.com or KI Fabrics & Finishes binder.

True® Desking System Electrical

Electrical

Delivered Pricing
$ 35
35
35
35
$ 35
35
35
35
35
35
$ 225
$ 225

SPECIAL SERVICES

Special Carton Marking

With specially marked information N/C

Shipping

Delivered. Shipped **k.d. freight prepaid f.o.b. Pembroke, Ontario K8A 0E1** factory. Freight class #70.

Specifications and prices are subject to change without prior notice.

True® Desking System Electrical

Electrical

	MODEL	H	MODEL NUMBER Basic Model	Trim Color	Paint Color	Approx. Packaged Weight
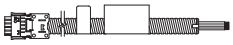 TRAC	**Rigid Wireway Top Feed 6-2-2** • Includes electrical harness (144" or 216"), aluminum 2-channel power pole (7' or 10' respectively) and ceiling trim • Used to feed power from a hard wired J-box above a false ceiling to the rigid wireway or a desk • Attaches to the desk at a corner grommet location • Available in two 10-wire styles. Note: 10-wire styles must match on all electrical parts • Building connection hardware must be supplied by customer	144"	TE6TF144	□□□	□□	14.0#
		216"	TE6TF216	□□□	□□	19.0#
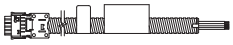 TRAC	**Rigid Wireway Top Feed 4-4-2** • Includes electrical harness (144" or 216"), aluminum 2-channel power pole (7' or 10' respectively) and ceiling trim • Used to feed power from a hard wired J-box above a false ceiling to the rigid wireway or a desk • Attaches to the desk at a corner grommet location • Available in two 10-wire styles. Note: 10-wire styles must match on all electrical parts • Building connection hardware must be supplied by customer	144"	TE4TF144	□□□	□□	13.0#
		216"	TE4TF216	□□□	□□	19.0#
HRDPT	**Stanchion Power Tap** • Provides a duplex 15 amp receptacle that is located behind a desk stanchion door • Circuit number will be determined by the receptacle it is plugged into • Two cord lengths available: 36" and 96"	36"	TRESR36			0.5#
		96"	TRESR96			1.0#
			Ⓐ	Ⓑ	Ⓒ	

HOW TO ORDER

Indicate the following information on order form:
1. Quantity of each item.
2. Model number, including options. See "How To Build a Model Number".
3. Any special service required.

Note: • The □ indicates that a choice is required.
• The absence of the □ indicates that no choice is required.
• Alpha-numeric characters in place of □ indicate that no other alternatives are available.

HOW TO BUILD A MODEL NUMBER

Ⓐ Select basic model.

Ⓑ Select paint color.
Refer to color addendum at ki.com or KI Fabrics & Finishes binder.

True® Desking System Electrical

Electrical

Delivered Pricing
$ 190
251
$ 190
251
$ 102
122

SPECIAL SERVICES

Special Carton Marking

With specially marked information N/C

Shipping

Delivered. Shipped **k.d. freight prepaid f.o.b. Pembroke, Ontario K8A 0E1** factory. Freight class #70.

Specifications and prices are subject to change without prior notice.

Index

Model No.	Description	Page
7D/18CD	Center Drawer: Center Drawer	102
BLCF30/TR	Balance® Overhead Storage: Fabric Upper Door	86
BLCL30/TR	Balance® Overhead Storage: Laminate Upper Door	84
BLCS30/TR	Balance® Overhead Storage: Solid Color Upper Door	82
BTLT5.24	Balance® Task Lights: Balance® Task Lights	88
BWSC204242	Privacy Screens - Upholstered: Single Desk Corner Privacy Screen, mounted behind worksurface	70
NSD	Universal Overhead Shelves and Divider: Shelf Divider	98
PPAT	Paper Management: Accessory Tray	80
PPDS	Paper Management: Diagonal Storage	78
PPLL	Paper Management: Paper Tray	78
PPPC	Paper Management: Pencil Cup	80
PPTC	Paper Management: Telephone Caddy	80
PPVS	Paper Management: Vertical Storage	78
PRDF24/TR	Universal Overhead Storage: Fabric Overhead Cabinet	92
PRDL24/TR	Universal Overhead Storage: Laminate Overhead Cabinet	94
PRDS24/TR	Universal Overhead Storage: Steel Overhead Cabinet	90
PRDV24/TR	Universal Overhead Storage: Veneer Overhead Cabinet	96
TAFMP24	Modesty Panel Inserts: Full Modesty Panel Insert	108
TAR24	Add-On Worksurfaces: Round Add-On Worksurface	56
TATR24/SS	Tool Rails: Tool Rail, stanchion/stanchion mounted	76
TBS24/E	Privacy Screens - Exposed Frame: Single Desk Privacy Screen, between stanchions	62
TBS24/U	Privacy Screens - Upholstered: Single Desk Privacy Screen, between stanchions	68
TBW2024	Privacy Screens - Upholstered: Single Desk Privacy Screen, mounted behind worksurface	68
TC24424224/FF	Corner Desk: Corner Desk with Full Modesty Panel/Full Modesty Panel	12
TC24424224/FP	Corner Desk: Corner Desk with Full Modesty Panel/Partial Modesty Panel	14
TC24424224/PF	Corner Desk: Corner Desk with Partial Modesty Panel/Full Modesty Panel	16
TC24424224/PP	Corner Desk: Corner Desk with Partial Modesty Panel/Partial Modesty Panel	18
TCLBG	Corner Power Infeed Leg: Corner Power Infeed Leg	106
TCOMCS	Accessories: Cable Support	112
TCOMFP	Accessories: Face Plate Bracket	112
TCOMP10	Accessories: Communication Pole	112
TD2448/F/A	D-Shaped Desk: D-Shaped Desk with Full Modesty Panel/No Partial Guest Modesty Panel	30
TD2448/F/G	D-Shaped Desk: D-Shaped Desk with Full Modesty Panel/ Partial Guest Modesty Panel	28
TD2448/P/A	D-Shaped Desk: D-Shaped Desk w/Partial Modesty Panel/No Partial Guest Modesty Panel	34
TD2448/P/G	D-Shaped Desk: D-Shaped Desk with Partial Modesty Panel/ Partial Guest Modesty Panel	32
TDV24	Worksurface Dividers: Worksurface Dividers	74
TE3060	Bow Front Desk: Bow Front Desk with Full Modesty Panel	10
TE4TF144	Electrical: Rigid Wireway Top Feed 4-4-2	122
TE6TF144	Electrical: Rigid Wireway Top Feed 6-2-2	122
TEBI4BF6	Electrical: Rigid Wireway Base Feed 4-4-2	120
TEBI6BF6	Electrical: Rigid Wireway Base Feed 6-2-2	120
TEE24/E	Privacy Screens - Exposed Frame: Shared Privacy Screen, end mount/end mount	64
TEE24/U	Privacy Screens - Upholstered: Shared Privacy Screen, end mount/end mount	72
TEPT424	Electrical: Rigid Wireway End Panel Trough/Desk Jumper 4-4-2	118
TEPT624	Electrical: Rigid Wireway End Panel Trough/ Desk Jumper 6-2-2	118
THC4242	Transaction Worksurfaces: Standard Height Transaction Counter Corner	60
THR4824	Add-On Worksurfaces: Half Round Add-On Worksurface	56
TI244860/F/A	Piano Desk: Piano Desk with Full Modesty Panel/No Partial Guest Modesty Panel	46
TI244860/F/G	Piano Desk: Piano Desk with Full Modesty Panel/Partial Guest Modesty Panel	44
TI244860/P/A	Piano Desk: Piano Desk with Partial Modesty Panel/No Partial Guest Modesty Panel	50
TI244860/P/G	Piano Desk: Piano Desk with Partial Modesty Panel/Partial Guest Modesty Panel	48
TLC4242	Transaction Worksurfaces: Low Height Transaction Counter Corner	60
TLLGC	Grommets: Lower Leg Grommet Cover	104
TLS24	Transaction Worksurfaces: Low Height Transaction Counter Straight	58
TLT5.24	Universal Overhead and Shelves Task Lights: Universal Overhead and Shelves Task Lights	100
TP244860/F/A	P-Shaped Desk: P-Shaped Desk with Full Modesty Panel/No Partial Guest Modesty Panel	38
TP244860/F/G	P-Shaped Desk: P-Shaped Desk with Full Modesty Panel/ Partial Guest Modesty Panel	36
TP244860/P/A	P-Shaped Desk: P-Shaped Desk w/Partial Modesty Panel/No Partial Guest Modesty Panel	42
TP244860/P/G	P-Shaped Desk: P-Shaped Desk with Partial Modesty Panel/ Partial Guest Modesty Panel	40
TQR24	Add-On Worksurfaces: Quarter Round Add-On Worksurface	56
TR2424/F	Rectangular Desk: Rectangular Desk with Full Modesty Panel	6
TR2424/P	Rectangular Desk: Rectangular Desk with Partial Modesty Panel	8
TRDJ4ST	Electrical: Rigid Wireway Standard Desk Jumper 4-4-2	116
TRDJ6ST	Electrical: Rigid Wireway Standard Desk Jumper 6-2-2	116
TRE4PP24	Electrical: Rigid Wireway Power Pass Through 4-4-2	116
TRE6PP24	Electrical: Rigid Wireway Power Pass Through 6-2-2	116
TRER4RC1	Electrical: Rigid Wireway Receptacles 4-4-2	120
TRER6RC1	Electrical: Rigid Wireway Receptacles 6-2-2	120
TRESR36	Electrical: Stanchion Power Tap	122
TRWW4R30	Electrical: Rigid Wireway 4-4-2	114
TRWW6R30	Electrical: Rigid Wireway 6-2-2	114
TS24486024/F/FS	Square Shoe Desk: Square Shoe Desk with Full Modesty Panel/Full Modesty Panel	20
TS24486024/F/PS	Square Shoe Desk: Square Shoe Desk with Full Modesty Panel/Partial Modesty Panel	22
TS24486024/P/FS	Square Shoe Desk: Square Shoe Desk with Partial Modesty Panel/Full Modesty Panel	24
TS24486024/P/PS	Square Shoe Desk: Square Shoe Desk with Partial Modesty Panel/Partial Modesty Panel	26
TSE24/E	Privacy Screens - Exposed Frame: Shared Privacy Screen, stanchion/end mount	64
TSE24/U	Privacy Screens - Upholstered: Shared Privacy Screen, stanchion/end mount	72
TSLG	Grommets: Standard Leg Grommet Frame	104
TSS24	Transaction Worksurfaces: Standard Height Transaction Counter Straight	58
TST11	Worksurface Accessories: Freestanding Stanchion Short	110
TST19	Worksurface Accessories: Freestanding Stanchion Large	110
TTR244230/F	Transitional Desk: Transitional Desk with Full Modesty Panel	52
TTR244230/P	Transitional Desk: Transitional Desk with Partial Modesty Panel	54
TULGC	Grommets: Upper Leg Grommet Cover	104
TWEE24/E	Privacy Screens - Exposed Frame: Single Desk Privacy Screen, end mount/end mount	62
TWEE24/U	Privacy Screens - Upholstered: Single Desk Privacy Screen, end mount/end mount	66
TWSE24/E	Privacy Screens - Exposed Frame: Single Desk Privacy Screen, stanchion/ end mount	62
TWSE24/U	Privacy Screens - Upholstered: Single Desk Privacy Screen, stanchion/end mount	66
TWSG	Grommets: Worksurface Grommet	104
TWSGC	Grommets: Worksurface Grommet Cover	104
ULSR24/TR	Universal Overhead Shelves and Divider: Low Shelf	98
URSR24/TR	Universal Overhead Shelves and Divider: Regular Shelf	98

Index

KI
1330 Bellevue Street
P.O. Box 8100
Green Bay, Wisconsin 54308-8100
1-800-424-2432
www.ki.com

KI and Furnishing Knowledge
are registered trademarks
of Krueger International, Inc.

© 2011 KI
All Rights Reserved.
Litho in USA.
Code KI-11348R3/KI/VL/211

Printed using only water-based inks,
including metallics. Please recycle.