



U-SERIES™ STORAGE

PRICE LIST

January 3, 2011

Updated March 31, 2023

800.424.2432



U-Series®		
General Information		3
U-Series™		
Product Color Options		5
U-Series™ Lateral Files		
Lateral Files		6
Laminate Tops		7
Lateral File Accessories		8
U-Series™ Pedestals		
Mobile		9
Freestanding		10
Worksurface Supporting		11
Double Pedestals Worksurface Supporting		12
Pedestal Accessories		13
U-Series™ Wardrobe Towers		
48" High Cabinet		18
64" High Cabinet		19
48" High Side Access Bookcase		20
64" High Side Access Bookcase		21
U-Series™ Overheads		
		22
U-Series™ Storage and Accessories		
Overhead Accessories		23
U-Series™ Underhead Storage		
		26
U-Series™ Overhead and Underhead Storage Accessories		
		27

GENERAL INFORMATION

U-Series is an active and accessible storage collection designed to augment KI Systems offerings and provide more relevant and cost-effective workstations for applications within each of KI's vertical markets.

The U-Series collection includes lateral files, freestanding, mobile and workspace-supporting pedestals, double pedestals, wardrobe tower cabinet units, wardrobe tower side-access book-case units, overheads, and related accessories. Nominal and actual dimensions are listed with each item to the nearest 1/16 inch.

All U-Series storage models meet or exceed ANSI/BIFMA X5.9-2004 standards.

CONSTRUCTION AND STANDARD FEATURES

All U-Series storage units are constructed of steel. Box and file drawers feature smooth riding, ball-bearing slides. Box drawers feature a three-quarter travel. File drawers feature a full extension. Units feature ADA-compliant nickel-plated loop pulls.

Glides

Freestanding pedestals feature non-adjustable glides which allow units to match the height of mobile units. Worksurface-supporting pedestals, double pedestals, and wardrobe towers feature 2-1/2" glides with a 1" adjustment range.

Locks

Locks are standard on all storage units except for certain binder tower units (see binder tower general information). Locks are a high-security double-bit design. One KI break-away key and one standard key are included with each lock. Units are standard with random keys in a range of 200 different numbers (994 key numbers are available to order). Note that units with multiple locks are keyed alike as standard. Specific key combinations are available at no additional charge. This information must be included with the order.

Locks can be master keyed. Please see the ac-

cessories sections of this price book for ordering keys. Available keys are:

- Lock Core/Keys - Lock core and 2 keys are used in P-Series lock housings. Indicate in order notes if a specific core number is required.
- Master Key - Single key which opens any P-Series lock.
- Extractor Key - Single key which extracts any P-Series lock core.
- Blank Key - Single uncut P-Series key to be cut as required by locksmith.
- Cut Key - 2 keys for a specific P-Series lock core number as indicated in the order notes.

All locks have removable and interchangeable plugs. This feature provides for on-site custom keying. Units can be supplied with the lock plugs installed or shipped separately. To install or remove lock plugs, a unique key is required. This key is the extractor (core-removal) key and can be found in the storage accessories portions of this price book. Contact customer service to order lock accessories. To order plugs for field installation, specify "lock plugs not installed" on order. Order must specify total quantity of specific key numbered locks.

Example: 30 plugs
3 keyed alike
10 keyed alike
17 keyed alike

Paint

All inside and outside shell and front surfaces are electrostatically powder coated.

Lateral Files

Lateral files are offered with 12" drawers and
receding doors, in three widths: 30", 36", and
42". Refer to pricelist for standard configurations
Uprights and top and bottom reinforcements are
welded into rigid boxframe. Seamless back and
top feature reinforced corners.

Optional laminate tops are available.

Pedestals

Mobile, freestanding and worksurface supporting

units are offered in box/box/file and file/file drawer configurations. Mobile units are also available in a box/file configuration. Pedestals are shipped for front-to-back letter-sized filing. Pencil tray, if desired, is specified separately. Worksurface-supporting pedestals are used to support worksurfaces in panel-wrapped applications. Cantilevers or other supports are not required at the end of a worksurface supported by a pedestal, but finishing brackets may be specified to fill the space between the back of the pedestal and a panel if desired.

A counterbalance weight is included in file/file mobile and freestanding units for stability. A counterbalance weight may be required in work-surface supporting file/file pedestals depending on the desk configuration.

Optional laminate tops are available.

Double-Wide Pedestals

Worksurface-supporting double wide pedestals are used to support worksurfaces in panel-wrapped applications. Units feature two 12" drawers with side-to-side hanging folder bars. Double wide pedestals may be specified at return conditions but not be specified in place of panel returns.

Wardrobe Towers

Wardrobe towers are stand-alone storage units. Wardrobe/cabinet units feature a pedestal in file/file or box/box/file configuration, a full vertical height wardrobe with coat hook, and a storage cabinet with an adjustable shelf.

Wardrobe/side-access bookcase units feature a pedestal in file/file or box/box/file configuration, a full vertical height wardrobe with coat hook, and an open bookcase with one adjustable shelf. Pedestal aesthetic matches wardrobe pedestal.

The handedness of a wardrobe tower is determined by the location of the wardrobe unit. A right unit features the wardrobe on the right side of the unit.












Sliding Door Overhead and Underhead Storage

Overhead and underhead units each feature a single sliding door with lock. Door spans approximately half the width of the unit. Slide mechanism uses four wheeled rollers. Units are sufficiently sized to house upright standard binders.

Lateral File

Inside Drawer and Shelf Dimensions	30W x 18D Cabinet			36W x 18D Cabinet			42W x 18D Cabinet		
	W	D	H	W	D	H	W	D	H
12" Lateral File Drawer	26 ³ / ₄ "	15 ⁷ / ₈ "	11 ¹ / ₂ "	32 ³ / ₄ "	15 ⁷ / ₈ "	11 ¹ / ₂ "	38 ³ / ₄ "	15 ⁷ / ₈ "	11 ¹ / ₂ "
12" Rec. Door / Roll-out Shelf	26 ³ / ₄ "	15 ⁷ / ₈ "	10 ⁹ / ₁₆ "	32 ³ / ₄ "	15 ⁷ / ₈ "	10 ⁹ / ₁₆ "	38 ³ / ₄ "	15 ⁷ / ₈ "	10 ⁹ / ₁₆ "

Lateral File

Suspended Filing Configurations			30W Cabinet	36W Cabinet	42W Cabinet		
Letter	side-to-side	Standard		Standard		Standard	
	front-to-back	30FBA w(2)334FBK		36FBA w(2)334FBK		42FBA w(3)334FBK	
Legal	side-to-side	Standard		Standard		Standard	
				36FBA w(2)334FBK		42FBA w(2)334FBK	

Pedestal


Inside Dimensions of Drawers

	20"D PEDESTAL			24"D PEDESTAL			WARDROBE PEDESTAL		
	W	D	H	W	D	H	W	D	H
6" Box	12⅞"	16¼"	5⅞"	12⅞"	19¼"	5⅞"	12⅞"	16¼"	5⅞"
12" File	12⅞"	16¼"	10⅞"	12⅞"	19¼"	10⅞"	12⅞"	16¼"	10⅞"

Pedestal Heights and Depths

	Depths	Heights Including Glides	Heights Including Casters
Freestanding	17 ⁵ / ₈ " , 21 ⁵ / ₈ "	27 ⁵ / ₈ "	
Mobile	17 ⁵ / ₈ " , 21 ⁵ / ₈ "		21 ³ / ₄ " , 27 ⁵ / ₈ "
Worksurface Supporting	17 ⁵ / ₈ " , 21 ⁵ / ₈ "	27 ⁷ / ₈ "	

ULP	24	W	BBF
Model Numbering System Each character in the basic model number corresponds to a specific unit feature. How to Build a Model Number Example: U-Series Pedestal			
ULP	Product name	U-Series Pedestal	
24	Cabinet depth	24" deep	
W	Pedestal type	Workspace supporting	
BBF	Drawer type	Box/box/file	



Double-Wide Pedestal File Inside Drawer Dimensions	30" W x 22" D		
	W	D	H
Double-Wide Drawer	26-1/2"	15-1/2"	11"

Wardrobe/Towers	24" W x 22" D		
	W	D	H
48" High Wardrobe Door	7-3/8"	21"	42-7/8"
64" High Wardrobe Door	7-3/8"	21"	58-7/8"
48" Bookcase	20-3/8"	14-7/8"	17-7/8"
64" Bookcase	20-3/8"	14-7/8"	33-7/8"
48" Cabinet	13-3/8"	21"	18-1/8"
64" Cabinet	13-3/8"	21"	34-1/8"

Overhead/Underhead Outside Dimensions	36" W			42" W			48" W			54" W			60" W		
	W	D	H	W	D	H	W	D	H	W	D	H	W	D	H
Overhead	35-3/4"	14-3/8"	14-7/16"	41-3/4"	14-3/8"	14-7/16"	47-3/4"	14-3/8"	14-7/16"	53-3/4"	14-3/8"	14-7/16"	59-3/4"	14-3/8"	14-7/16"



Surface Finish--Laminate		Cottonwood	CO	River Cherry	TRY
Belair	LBQ	Earthen Clay	EY	Rubber Ducky	TRK
Biltmore Cherry	LBT	Espresso Metallic	EX	Sand	TSA
Black	LBK	Everglade Shade	EV	Sky Blue	TSK
Brighton Walnut	LBW	Flannel	FN	Sterling Ash	TAZ
Canyon Zephyr	LCA	Glitz Metallic	GZ	Surf's Up	TSP
Castle Oak	LCO	Hazy Jade	HJ	Twilight Shadow	TTI
Casual Linen	LCU	Honey Bee	HY	Ultra Blue	TUB
Cherry Storm	LCX	Light Tone	LG	Warm Grey	TWG
Classic Linen	LCI	Mardi Gras	MG	Windsor Mahogany	TWY
Cloud Zephyr	LCL	Misty Brown	MY	Zesty Lime	TZL
Cocobala	LCC	Nemo	NE	Trim Color - Pedestal Seat Cushion	
Crisp Linen	LRI	Nordic	ND		
Desert Zephyr	LDZ	Poppy Red	PR		BL
Dove Grey	LDG	Purple Haze	PH		GR
Fired Steel	LIL	Rubber Ducky	RK	Flannel	FN
Flax Linen	LXF	Sand	SA	Sand	SA
Florence Walnut	LFC	Sky Blue	SK	Warm Grey	WG
Forged Steel	LOL	Whites & All Metallics	SX		
Friston Ash	LFH	Surf's Up	SP	Lock Color	
Frosty White	LFW	Twilight Shadow	TI		BLL
Graphite Nebula	LGN	Ultra Blue	UB		SCL
Grey	LGE	Warm Grey	WG		
High Rise	LHE	Zesty Lime	ZL		
Hollyberry	LHY	All white & metallic paints require an upcharge. See upcharge column on price pages.			
Irish Linen	LIH				
Island	LID				
Italian Silver Ash	LIT				
Kensington Maple	LKM	Belair	TBQ		
Lapis Blue	LLB	Biltmore Cherry	TBT		
Markerboard White	LMK	Black	TBL		
Misted Zephyr	LMR	Blue Grey	TGR		
Monticello Maple	LMT	Brighton Walnut	TBW		
Nickel Evolv	LNV	Castle Oak	TCO		
North Sea	LNA	Cayenne	TCY		
Ocean	LON	Cherry Storm	TCX		
Pearl Bisque	LPB	Cocobala	TCC		
Pearl Silver	LPS	Cool Grey	TCG		
Pressed Linen	LPR	Earthen Clay	TEY		
River Cherry	LRY	Everglade Shade	TEV		
Rugged Linen	LRG	Flannel	TFN		
Satin Stainless	LSS	Florence Walnut	TFC		
Shadow Zephyr	LSR	Friston Ash	TFH		
Silicon evolv	LSV	Frosty White	TFW		
Sterling Ash	LAZ	Hazy Jade	THJ		
Tailored Linen	LTl	Honey Bee	THY		
Titanium evolv	LTV	Italian Silver Ash	TIT		
White Nebula	LWL	Kensington Maple	TKM		
White Sand	LWN	Light Tone	TLG		
Windsor Mahogany	LWY	Mardi Gras	TMG		
		Misty Brown	TMY		
		Monticello Maple	TMT		
Unit/Paint Color		Multiplex	TMB		
Black	BL	Nemo	TNE		
Blue Grey	GR	Nordic	TND		
Bronze Metallic	ZM	Poppy Red	TPR		
Cayenne	CY	Purple Haze	TPH		
Champagne Metallic	CM				
Cool Grey	CG				

Finish Cards

View color swatches for items listed within this document.

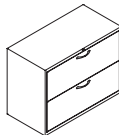
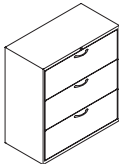
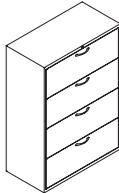
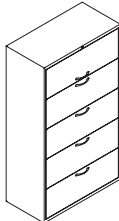
- | | | | |
|----------------------|--------------------|---------------------|----------------------|
| <u>Paints</u> | <u>Wood/Veneer</u> | <u>Molded Edges</u> | <u>Hard Plastics</u> |
| <u>Plastics/Poly</u> | <u>Laminates</u> | <u>Edge Styles</u> | <u>Glass</u> |

Certain options referenced may not be available on GSA Schedule.

U-Series™ Lateral Files



U-Series™ Lateral Files

			MODEL NUMBER									
	MODEL	W x D x H	Basic Model	Unit Color	Optional Counter-balance Weight	Pull Style	Lock Option	Lock Color	Approx. Packaged Weight	Delivered Pricing	Counter-balance Weight add to list price	Whites & All Metallics Upcharge
	27" File, 2 High <ul style="list-style-type: none">Two 12" drawers with side-to-side hanging folder barsCounterbalance weights are required for freestanding units	30 x 18 x 27"	UL302D	<input type="checkbox"/>	<input type="checkbox"/> <input type="checkbox"/> <input type="checkbox"/> <input type="checkbox"/> <input type="checkbox"/>	<input type="checkbox"/> <input type="checkbox"/> <input type="checkbox"/> <input type="checkbox"/> <input type="checkbox"/>	<input type="checkbox"/> <input type="checkbox"/> <input type="checkbox"/> <input type="checkbox"/> <input type="checkbox"/>	<input type="checkbox"/> <input type="checkbox"/> <input type="checkbox"/> <input type="checkbox"/> <input type="checkbox"/>	110.0#	\$ 1002	\$ 142	\$ 80
		36 x 18 x 27"	UL362D	<input type="checkbox"/>	<input type="checkbox"/> <input type="checkbox"/> <input type="checkbox"/> <input type="checkbox"/> <input type="checkbox"/>	<input type="checkbox"/> <input type="checkbox"/> <input type="checkbox"/> <input type="checkbox"/> <input type="checkbox"/>	<input type="checkbox"/> <input type="checkbox"/> <input type="checkbox"/> <input type="checkbox"/> <input type="checkbox"/>	<input type="checkbox"/> <input type="checkbox"/> <input type="checkbox"/> <input type="checkbox"/> <input type="checkbox"/>	120.0#	1098	133	80
		42 x 18 x 27"	UL422D	<input type="checkbox"/>	<input type="checkbox"/> <input type="checkbox"/> <input type="checkbox"/> <input type="checkbox"/> <input type="checkbox"/>	<input type="checkbox"/> <input type="checkbox"/> <input type="checkbox"/> <input type="checkbox"/> <input type="checkbox"/>	<input type="checkbox"/> <input type="checkbox"/> <input type="checkbox"/> <input type="checkbox"/> <input type="checkbox"/>	<input type="checkbox"/> <input type="checkbox"/> <input type="checkbox"/> <input type="checkbox"/> <input type="checkbox"/>	130.0#	1173	133	80
USLT												
	39-1/4" File, 3 High <ul style="list-style-type: none">Three 12" drawers with side-to-side hanging folder barsCounterbalance weights are required for freestanding units	30 x 18 x 39-1/4"	UL303D	<input type="checkbox"/>	<input type="checkbox"/> <input type="checkbox"/> <input type="checkbox"/> <input type="checkbox"/> <input type="checkbox"/>	<input type="checkbox"/> <input type="checkbox"/> <input type="checkbox"/> <input type="checkbox"/> <input type="checkbox"/>	<input type="checkbox"/> <input type="checkbox"/> <input type="checkbox"/> <input type="checkbox"/> <input type="checkbox"/>	<input type="checkbox"/> <input type="checkbox"/> <input type="checkbox"/> <input type="checkbox"/> <input type="checkbox"/>	140.0#	\$ 1318	\$ 142	\$ 80
		36 x 18 x 39-1/4"	UL363D	<input type="checkbox"/>	<input type="checkbox"/> <input type="checkbox"/> <input type="checkbox"/> <input type="checkbox"/> <input type="checkbox"/>	<input type="checkbox"/> <input type="checkbox"/> <input type="checkbox"/> <input type="checkbox"/> <input type="checkbox"/>	<input type="checkbox"/> <input type="checkbox"/> <input type="checkbox"/> <input type="checkbox"/> <input type="checkbox"/>	<input type="checkbox"/> <input type="checkbox"/> <input type="checkbox"/> <input type="checkbox"/> <input type="checkbox"/>	155.0#	1483	133	80
		42 x 18 x 39-1/4"	UL423D	<input type="checkbox"/>	<input type="checkbox"/> <input type="checkbox"/> <input type="checkbox"/> <input type="checkbox"/> <input type="checkbox"/>	<input type="checkbox"/> <input type="checkbox"/> <input type="checkbox"/> <input type="checkbox"/> <input type="checkbox"/>	<input type="checkbox"/> <input type="checkbox"/> <input type="checkbox"/> <input type="checkbox"/> <input type="checkbox"/>	<input type="checkbox"/> <input type="checkbox"/> <input type="checkbox"/> <input type="checkbox"/> <input type="checkbox"/>	170.0#	1613	133	80
USLT												
	51-1/2" File, 4 High <ul style="list-style-type: none">Four 12" drawers with side-to-side hanging folder barsCounterbalance weights are required for freestanding units	30 x 18 x 51-1/2"	UL304D	<input type="checkbox"/>	<input type="checkbox"/> <input type="checkbox"/> <input type="checkbox"/> <input type="checkbox"/> <input type="checkbox"/>	<input type="checkbox"/> <input type="checkbox"/> <input type="checkbox"/> <input type="checkbox"/> <input type="checkbox"/>	<input type="checkbox"/> <input type="checkbox"/> <input type="checkbox"/> <input type="checkbox"/> <input type="checkbox"/>	<input type="checkbox"/> <input type="checkbox"/> <input type="checkbox"/> <input type="checkbox"/> <input type="checkbox"/>	180.0#	\$ 1650	\$ 124	\$ 128
		36 x 18 x 51-1/2"	UL364D	<input type="checkbox"/>	<input type="checkbox"/> <input type="checkbox"/> <input type="checkbox"/> <input type="checkbox"/> <input type="checkbox"/>	<input type="checkbox"/> <input type="checkbox"/> <input type="checkbox"/> <input type="checkbox"/> <input type="checkbox"/>	<input type="checkbox"/> <input type="checkbox"/> <input type="checkbox"/> <input type="checkbox"/> <input type="checkbox"/>	<input type="checkbox"/> <input type="checkbox"/> <input type="checkbox"/> <input type="checkbox"/> <input type="checkbox"/>	200.0#	1870	117	128
		42 x 18 x 51-1/2"	UL424D	<input type="checkbox"/>	<input type="checkbox"/> <input type="checkbox"/> <input type="checkbox"/> <input type="checkbox"/> <input type="checkbox"/>	<input type="checkbox"/> <input type="checkbox"/> <input type="checkbox"/> <input type="checkbox"/> <input type="checkbox"/>	<input type="checkbox"/> <input type="checkbox"/> <input type="checkbox"/> <input type="checkbox"/> <input type="checkbox"/>	<input type="checkbox"/> <input type="checkbox"/> <input type="checkbox"/> <input type="checkbox"/> <input type="checkbox"/>	220.0#	2121	117	128
USLT												
	63-3/4" File, 5 High <ul style="list-style-type: none">One 12" receding door with rollout shelf and 3 plate dividersFour 12" drawers with side-to-side hanging folder barsCounterbalance weights are required for freestanding units	30 x 18 x 63-3/4"	UL305RD	<input type="checkbox"/>	<input type="checkbox"/> <input type="checkbox"/> <input type="checkbox"/> <input type="checkbox"/> <input type="checkbox"/>	<input type="checkbox"/> <input type="checkbox"/> <input type="checkbox"/> <input type="checkbox"/> <input type="checkbox"/>	<input type="checkbox"/> <input type="checkbox"/> <input type="checkbox"/> <input type="checkbox"/> <input type="checkbox"/>	<input type="checkbox"/> <input type="checkbox"/> <input type="checkbox"/> <input type="checkbox"/> <input type="checkbox"/>	230.0#	\$ 1968	\$ 124	\$ 128
		36 x 18 x 63-3/4"	UL365RD	<input type="checkbox"/>	<input type="checkbox"/> <input type="checkbox"/> <input type="checkbox"/> <input type="checkbox"/> <input type="checkbox"/>	<input type="checkbox"/> <input type="checkbox"/> <input type="checkbox"/> <input type="checkbox"/> <input type="checkbox"/>	<input type="checkbox"/> <input type="checkbox"/> <input type="checkbox"/> <input type="checkbox"/> <input type="checkbox"/>	<input type="checkbox"/> <input type="checkbox"/> <input type="checkbox"/> <input type="checkbox"/> <input type="checkbox"/>	250.0#	2248	124	128
		42 x 18 x 63-3/4"	UL425RD	<input type="checkbox"/>	<input type="checkbox"/> <input type="checkbox"/> <input type="checkbox"/> <input type="checkbox"/> <input type="checkbox"/>	<input type="checkbox"/> <input type="checkbox"/> <input type="checkbox"/> <input type="checkbox"/> <input type="checkbox"/>	<input type="checkbox"/> <input type="checkbox"/> <input type="checkbox"/> <input type="checkbox"/> <input type="checkbox"/>	<input type="checkbox"/> <input type="checkbox"/> <input type="checkbox"/> <input type="checkbox"/> <input type="checkbox"/>	270.0#	2540	124	128
USLT												
			A	B	C	D	E	F				

HOW TO ORDER

Indicate the following information on order form:

- Quantity of each item.
- Model number, including options. See "How To Build a Model Number".
- Any special service required.

Note:

- The ☐ indicates that a choice is required.
- The absence of the ☐ indicates that no choice is required.
- Alpha-numeric characters in place of ☐ indicate that no other alternatives are available.

HOW TO BUILD A MODEL NUMBER

price list.

- A**Select basic model.
- B**Select unit and drawer color.
Refer to the **Product Color Options** page in this price list.
- C**Select counterbalance weight.

CBW

- With Counterbalance

NOCBW

- No Counterbalance

See pricing column for counterbalance weight upcharge.
- D**Select pull style.

USP

- U-Series pull (standard)

CZP

- Connection Zone pull
- E**Select lock option.

KS

- Key standard

NLC

- No lock core

KA

- Key alike
- F**Select lock color.
Refer to the **Product Color Options** page in this

SPECIAL SERVICES

Special Carton Marking

With specially marked information

N/C

Shipping
Ships **assembled, FOB Pembroke, ON K8A 0E1, freight prepaid.** Freight class 70.

Specifications and prices are subject to change without prior notice.

U-Series™ Lateral Files



U-Series™ Lateral Files

[illegible]

HOW TO ORDER

Indicate the following information on order form:

1. Quantity of each item.
2. Model number, including options. See "How To Build a Model Number".
3. Any special service required.

Note:

- The ☐ indicates that a choice is required.
- The absence of the ☐ indicates that no choice is required.
- Alpha-numeric characters in place of ☐ indicate that no other alternatives are available.

HOW TO BUILD A MODEL NUMBER

- A** Select basic model.
- B** Select edge style.

SE	- Self edge
74P	- 74P edge
- C** Select surface finish.

Refer to the **Product Color Options** page in this price list.

Surface finish offerings are based on edge style selections.
- D** Select edge color.

Refer to the **Product Color Options** page in this price list.

Edge color offerings are based on edge style selections.

SPECIAL SERVICES

Special Carton Marking


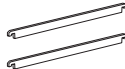
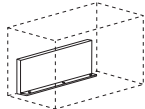
With specially marked information N/C

Shipping

Ships assembled, FOB Pembroke, ON K8A 0E1, freight prepaid. Freight class 70.

Specifications and prices are subject to change without prior notice.



			MODEL NUMBER		
MODEL	Features	W	Basic Model	Approx. Packaged Weight	Delivered Pricing
 LTACU	Plate Dividers <ul style="list-style-type: none">• Installs in any drawer• Sold in package of three• Black finish only	12"	S7L/33412DV	3.0#	\$ 50
 LTACU	Type “K” Folder Bars <ul style="list-style-type: none">• Converts side-to-side filing to front-to-back filing• One set (two bars) required per row of filing• Priced per set of two• Legal or letter	Front-to-back	S7L/334FBK	5.0#	\$ 23
HRDPT	P-Series Keys <ul style="list-style-type: none">• Double bit design• Range of 200 different core/key numbers available• Must specify lock number(s) requested when ordering cut key or lock core/key sets	Lock Core/2 Key Set - Black	2.KP20522	0.4#	\$ 15
		Lock Core/2 Key Set - Satin Chrome	2.KP20522.SC	0.4#	15
		Master Key	2.KP20550	0.2#	11
		Extractor Key	2.KP20551	0.2#	11
		Blank Key	2.KP20552	0.2#	3
		Cut Key	2.KP20557	0.2#	4
 LTACU	Counterbalance <ul style="list-style-type: none">• For lateral file units• Recommended unless cabinets are ganged• Factory installed, if specified		UL/CBW35	35.0#	\$ 124
			UL/CBW50	50.0#	142

A

HOW TO ORDER

Indicate the following information on order form:

1. Quantity of each item.
2. Model number, including options. See “How To Build a Model Number”.
3. Any special service required.

Note:

- The ☐ indicates that a choice is required.
- The absence of the ☐ indicates that no choice is required.
- Alpha-numeric characters in place of ☐ indicate that no other alternatives are available.

HOW TO BUILD A MODEL NUMBER

A Select basic model.

SPECIAL SERVICES

Special Carton Marking

With specially marked information N/C

Shipping
Ships **assembled, FOB Pembroke, ON K8A 0E1, freight prepaid.** Freight class 70.

Specifications and prices are subject to change without prior notice.

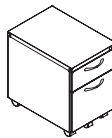
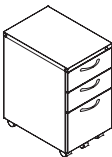
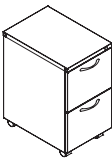
U-Series™ Pedestals

Mobile



U-Series™ Pedestals

Mobile

				MODEL NUMBER							
				Basic Model	Unit Color	Pull Style	Lock Option	Lock Color			
	MODEL	Features	W x D x H						Approx. Packaged Weight	Delivered Pricing	Whites & All Metallics Upcharge
	Pedestal - MBF <ul style="list-style-type: none">• One 6" box drawer• One 12" file drawer• 5th wheel eliminates need for counter-balance weight• Optional dividers sold separately	Mobile	15 x 17-5/8" x 21-3/4"	ULP20MBF	<input type="checkbox"/>	<input type="checkbox"/>	<input type="checkbox"/>	<input type="checkbox"/>	38.0#	\$ 428	\$ 80
		Mobile	15 x 21-5/8" x 21-3/4"	ULP24MBF	<input type="checkbox"/>	<input type="checkbox"/>	<input type="checkbox"/>	<input type="checkbox"/>	42.0#	453	80
USLP											
	Pedestal - BBF <ul style="list-style-type: none">• Two 6" box drawers• One 12" file drawer• 5th wheel eliminates need for counter-balance weight• Optional dividers sold separately	Mobile	15 x 17-5/8" x 27-5/8"	ULP20MBBF	<input type="checkbox"/>	<input type="checkbox"/>	<input type="checkbox"/>	<input type="checkbox"/>	49.0#	\$ 512	\$ 80
		Mobile	15 x 21-5/8" x 27-5/8"	ULP24MBBF	<input type="checkbox"/>	<input type="checkbox"/>	<input type="checkbox"/>	<input type="checkbox"/>	51.0#	536	80
USLP											
	Pedestal - FF <ul style="list-style-type: none">• Two 12" file drawers• Counterbalance weight included• Optional dividers sold separately	Mobile	15 x 17-5/8" x 27-5/8"	ULP20MFF	<input type="checkbox"/>	<input type="checkbox"/>	<input type="checkbox"/>	<input type="checkbox"/>	79.0#	\$ 613	\$ 80
		Mobile	15 x 21-5/8" x 27-5/8"	ULP24MFF	<input type="checkbox"/>	<input type="checkbox"/>	<input type="checkbox"/>	<input type="checkbox"/>	71.0#	618	80
USLP											
				A	B	C	D	E			

HOW TO ORDER

Indicate the following information on order form:

1. Quantity of each item.
2. Model number, including options. See "How To Build a Model Number".
3. Any special service required.

Note:

- The ☐ indicates that a choice is required.
- The absence of the ☐ indicates that no choice is required.
- Alpha-numeric characters in place of ☐ indicate that no other alternatives are available.

HOW TO BUILD A MODEL NUMBER

- A** Select basic model.
- B** Select unit and drawer color.
Refer to the **Product Color Options** page in this price list.
- C** Select pull style.
USP - U-Series pull (standard)
CZP - Connection Zone pull
- D** Select lock option.
KS - Key standard
NLC - No lock core
KA - Key alike
- E** Select lock color.
Refer to the **Product Color Options** page in this price list.

INFORMATION

Height
Mobile pedestal include 2-5/16" allowance for casters.

Accessories
See accessory section for accessories that can be ordered separately.

Weights
Figures provided are approximate and reflect packaged product without additional accessories.

SPECIAL SERVICES

Special Carton Marking

With specially marked information N/C

Shipping
Ships **assembled, FOB Pembroke, ON K8A 0E1, freight prepaid.** Freight class 70.

Specifications and prices are subject to change without prior notice.



U-Series™ Pedestals

Freestanding



U-Series™ Pedestals

Freestanding

			MODEL NUMBER							
			Basic Model	Unit Color	Pull Style	Lock Option	Lock Color			
	MODEL	Features	W x D x H					Approx. Packaged Weight	Delivered Pricing	Whites & All Metallica Upcharge
	Pedestal - BBF	Freestanding	15 x 17-5/8" x 27-5/8"	ULP20FBBF	<input type="checkbox"/> <input type="checkbox"/>	<input type="checkbox"/> <input type="checkbox"/> <input type="checkbox"/>	<input type="checkbox"/> <input type="checkbox"/> <input type="checkbox"/>	49.0#	\$ 545	\$ 80
		Freestanding	15 x 21-5/8" x 27-5/8"	ULP24FBBF	<input type="checkbox"/> <input type="checkbox"/>	<input type="checkbox"/> <input type="checkbox"/> <input type="checkbox"/>	<input type="checkbox"/> <input type="checkbox"/> <input type="checkbox"/>	51.0#	579	80
USLP										
	Pedestal - FF	Freestanding	15 x 17-5/8" x 27-5/8"	ULP20FFF	<input type="checkbox"/> <input type="checkbox"/>	<input type="checkbox"/> <input type="checkbox"/> <input type="checkbox"/>	<input type="checkbox"/> <input type="checkbox"/> <input type="checkbox"/>	79.0#	\$ 640	\$ 80
		Freestanding	15 x 21-5/8" x 27-5/8"	ULP24FFF	<input type="checkbox"/> <input type="checkbox"/>	<input type="checkbox"/> <input type="checkbox"/> <input type="checkbox"/>	<input type="checkbox"/> <input type="checkbox"/> <input type="checkbox"/>	71.0#	649	80
USLP										
				A	B	C	D	E		

HOW TO ORDER

Indicate the following information on order form:

- Quantity of each item.
- Model number, including options. See "How To Build a Model Number".
- Any special service required.

Note:

- The ☐ indicates that a choice is required.
- The absence of the ☐ indicates that no choice is required.
- Alpha-numeric characters in place of ☐ indicate that no other alternatives are available.

HOW TO BUILD A MODEL NUMBER

- A** Select basic model.
- B** Select unit and drawer color.
Refer to the **Product Color Options** page in this price list.
- C** Select pull style.
USP - U-Series pull (standard)
CZP - Connection Zone pull
- D** Select lock option.
KS - Key standard
NLC - No lock core
KA - Key alike
- E** Select lock color.
Refer to the **Product Color Options** page in this price list.

INFORMATION

Height
All freestanding pedestals include 1/4" allowance for glides in recessed position.

Accessories
See accessory section for accessories that can be ordered separately.

Weights
Figures provided are approximate and reflect packaged product without additional accessories.

SPECIAL SERVICES

Special Carton Marking

With specially marked information N/C

Shipping
Ships **assembled, FOB Pembroke, ON K8A 0E1, freight prepaid.** Freight class 70.

Specifications and prices are subject to change without prior notice.

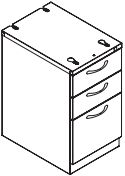
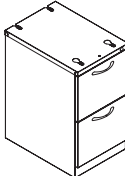
U-Series™ Pedestals

Worksurface Supporting



U-Series™ Pedestals

Worksurface Supporting

			MODEL NUMBER									
			Basic Model	Unit Color	Bracket	Optional Counter-balance Weight	Pull Style	Lock Option	Lock Color			
Features	W x D x H									Approx. Packaged Weight	Delivered Pricing	Counter-balance Weight add to list price
 USLP Pedestal - Box/Box/File <ul style="list-style-type: none">Two 6” box drawersOne 12” file drawerIncludes four leveling glidesPedestal ships fully assembledBracket, if ordered, ships with unitOptional dividers sold separately	Worksurface Supporting	15 x 17-5/8 x 27-7/8”	ULP20WBBF	<input type="checkbox"/>	<input type="checkbox"/> <input type="checkbox"/> <input type="checkbox"/> <input type="checkbox"/>		<input type="checkbox"/> <input type="checkbox"/> <input type="checkbox"/>	<input type="checkbox"/> <input type="checkbox"/> <input type="checkbox"/>	<input type="checkbox"/> <input type="checkbox"/> <input type="checkbox"/>	47.0#	\$ 531	N/A
	Worksurface Supporting	15 x 21-5/8 x 27-7/8”	ULP24WBBF	<input type="checkbox"/>	<input type="checkbox"/> <input type="checkbox"/> <input type="checkbox"/> <input type="checkbox"/>		<input type="checkbox"/> <input type="checkbox"/> <input type="checkbox"/>	<input type="checkbox"/> <input type="checkbox"/> <input type="checkbox"/>	<input type="checkbox"/> <input type="checkbox"/> <input type="checkbox"/>	52.0#	562	N/A
 USLP Pedestal - File/File <ul style="list-style-type: none">Two 12” file drawersIncludes four leveling glidesPedestal ships fully assembledBracket, if ordered, ships with unitOptional dividers sold separatelyCounter balance weight required in certain desk configurations	Worksurface Supporting	15 x 17-5/8 x 27-7/8”	ULP20WFF	<input type="checkbox"/>	<input type="checkbox"/> <input type="checkbox"/> <input type="checkbox"/> <input type="checkbox"/>	<input type="checkbox"/> <input type="checkbox"/> <input type="checkbox"/> <input type="checkbox"/>	<input type="checkbox"/> <input type="checkbox"/> <input type="checkbox"/>	<input type="checkbox"/> <input type="checkbox"/> <input type="checkbox"/>	<input type="checkbox"/> <input type="checkbox"/> <input type="checkbox"/>	43.0#	\$ 476	\$ 104
	Worksurface Supporting	15 x 21-5/8 x 27-7/8”	ULP24WFF	<input type="checkbox"/>	<input type="checkbox"/> <input type="checkbox"/> <input type="checkbox"/> <input type="checkbox"/>	<input type="checkbox"/> <input type="checkbox"/> <input type="checkbox"/> <input type="checkbox"/>	<input type="checkbox"/> <input type="checkbox"/> <input type="checkbox"/>	<input type="checkbox"/> <input type="checkbox"/> <input type="checkbox"/>	<input type="checkbox"/> <input type="checkbox"/> <input type="checkbox"/>	48.0#	497	104
			A	B	C	D	E	F	G			

HOW TO ORDER

Indicate the following information on order form:

- Quantity of each item.
- Model number, including options. See “How To Build a Model Number”.
- Any special service required.

Note:

- The ☐ indicates that a choice is required.
- The absence of the ☐ indicates that no choice is required.
- Alpha-numeric characters in place of ☐ indicate that no other alternatives are available.

HOW TO BUILD A MODEL NUMBER

- A**Select basic model.
- B**Select unit color.
Refer to the **Product Color Options** page in this price list.
All white and metallic paints require an up-charge. Please see upcharge column.
- C**Select bracket.
- | | |
|---------------|---|
| NB | - No Bracket |
| 3K24 | - 24” Worksurface; add \$104 |
| 3K30 | - 30” Worksurface; add \$104 |
| SW24 | - 24” Worksurface; add \$104 |
| SW30 | - 30” Worksurface; add \$104 |
| UN22 | - 22” Worksurface; add \$104 |
| UN24 | - 24” Worksurface; add \$104 |
| UN24KN | - 24” Worksurface w/knife edge; add \$104 |
| UN30 | - 30” Worksurface; add \$104 |
| UN30KN | - 30” Worksurface w/knife edge; add \$104 |
| WW24 | - 24” Worksurface; add \$104 |
| WW30 | - 30” Worksurface; add \$104 |

- When ordering:
3K for System 3000
SW for Studio Works
UN for Unite
WW for WireWorks
If ped is not replacing return, no bracket is required.
- D**Select counterbalance weight.
- | | |
|--------------|-----------------------|
| CBW | - With Counterbalance |
| NOCBW | - No Counterbalance |
- See pricing column for counterbalance weight upcharge.
- E**Select pull style.
- | | |
|------------|----------------------------|
| USP | - U-Series pull (standard) |
| CZP | - Connection Zone pull |
- F**Select lock option.
- | | |
|------------|----------------|
| KS | - Key standard |
| NLC | - No lock core |
| KA | - Key alike |
- G**Select lock color.
Refer to the **Product Color Options** page in this

price list.

INFORMATION

Accessories
See accessory section for accessories that can be ordered separately.

Weights
Figures provided are approximate and reflect packaged product without additional accessories.

SPECIAL SERVICES

Special Carton Marking

With specially marked information N/C

Shipping
Ships **assembled, FOB Pembroke, ON K8A 0E1, freight prepaid.** Freight class 70.

Specifications and prices are subject to change without prior notice.

PUSP

Indicate the following information on order form:

1. Quantity of each item.
2. Model number, including options. See "How To Build a Model Number".
3. Any special service required.

- The absence of the ☐ indicates that no choice is required.
- Alpha-numeric characters in place of ☐ indicate that no other alternatives are available.

A Select basic model.

B Select unit color.
Refer to the **Product Color Options** page in this price list.
All white and metallic paints require an up-charge. Please see upcharge column.

- | Select bracket. | |
|-----------------|--|
| NB | - No Bracket |
| 3K24 | - 24" Worksurface; add \$101 |
| 3K30 | - 30" Worksurface; add \$109 |
| SW24 | - 24" Worksurface; add \$130 |
| SW30 | - 30" Worksurface; add \$135 |
| UN22 | - 22" Worksurface; add \$101 |
| UN24 | - 24" Worksurface; add \$101 |
| UN24KN | - 24" Worksurface w/knife edge;
add \$101 |
| UN30 | - 30" Worksurface; add \$101 |
| UN30KN | - 30" Worksurface w/knife edge;
add \$101 |
| WW24 | - 24" Worksurface; add \$94 |
| WW30 | - 30" Worksurface; add \$99 |

When ordering:
3K for System 3000
SW for Studio Works
UN for Unite
WW for WireWorks
 If ped is not replacing return, no bracket is required.

- D** Select pull style.
- | | |
|------------|----------------------------|
| USP | - U-Series pull (standard) |
| CZP | - Connection Zone pull |
- E** Select lock option.
- | | |
|------------|----------------|
| KS | - Key standard |
| NLC | - No lock core |
| KA | - Key alike |
- F** Select lock color.
- Refer to the **Product Color Options** page in this price list.

Accessories

See accessory section for accessories that can be ordered separately.

Height shown is with glides in fully recessed position. Maximum height is 28-1/2".

Figures provided are approximate and reflect packaged product without additional accessories.

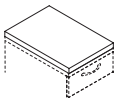
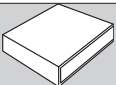
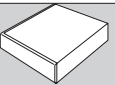
Files are configured for side-to-side media storage.

With specially marked information N/C

Ships assembled, FOB Pembroke, ON K8A 0E1, freight prepaid. Freight class 70.

Specifications and prices are subject to change without prior notice.



				MODEL NUMBER						
				Basic Model	Edge Style	Surface Finish	Edge Color			
 USPA	MODEL	Features	W x D x H							
	Laminate Tops	Fits one 20" deep pedestal	15 x 17-3/4 x 1-1/4"	USP1715T	<input type="checkbox"/> <input type="checkbox"/> <input type="checkbox"/>	<input type="checkbox"/> <input type="checkbox"/> <input type="checkbox"/>	<input type="checkbox"/> <input type="checkbox"/> <input type="checkbox"/>	Approx. Packaged Weight		
	• High pressure laminate with particle-board core	Fits one 24" deep pedestal	15 x 21-3/4 x 1-1/4"	USP2115T	<input type="checkbox"/> <input type="checkbox"/> <input type="checkbox"/>	<input type="checkbox"/> <input type="checkbox"/> <input type="checkbox"/>	<input type="checkbox"/> <input type="checkbox"/> <input type="checkbox"/>	8.0#	Self Edge (SE)	74P Edge (74P)
	• Self edge or polypropylene edge available							11.0#	\$ 175	\$ 177
	• Other sizes available upon request								198	203
	• Top secured to unit using double-sided tape in between and screws from underneath									
				A	B	C	D			

HOW TO ORDER

Indicate the following information on order form:

- Quantity of each item.
- Model number, including options. See "How To Build a Model Number".
- Any special service required.

Note:

- The ☐ indicates that a choice is required.
- The absence of the ☐ indicates that no choice is required.
- Alpha-numeric characters in place of ☐ indicate that no other alternatives are available.

HOW TO BUILD A MODEL NUMBER

- A** Select basic model.
- B** Select edge style.
- | | |
|------------|-------------|
| SE | - Self edge |
| 74P | - 74P edge |
- C** Select surface finish.
Refer to the **Product Color Options** page in this price list.
Surface finish offerings are based on edge style selections.
- D** Select edge color.
Refer to the **Product Color Options** page in this price list.
Edge color offerings are based on edge style selections.

SPECIAL SERVICES


Special Carton Marking

With specially marked information N/C

Shipping
Ships **assembled, FOB Pembroke, ON K8A 0E1, freight prepaid.** Freight class 70.

Specifications and prices are subject to change without prior notice.



		MODEL NUMBER			
		Basic Model	Paint Color		
MODEL	Features			Approx. Packaged Weight	Delivered Pricing
<div></div> <div>USPA</div>	Pedestal Bracket				
	• Graphic represents bracket used with a 24” deep pedestal on a 24” deep worksurface	System 3000® 24” deep worksurface	3K24	<input type="checkbox"/> <input type="checkbox"/>	\$ 104
		System 3000® 30” deep worksurface	3K30	<input type="checkbox"/> <input type="checkbox"/>	104
		StudioWorks® 24” deep worksurface	SW24	<input type="checkbox"/> <input type="checkbox"/>	104
		StudioWorks® 30” deep worksurface	SW30	<input type="checkbox"/> <input type="checkbox"/>	104
	• Bracket is intended to fill the space between back of pedestal and panel	Unite® 22” deep worksurface	UN22	<input type="checkbox"/> <input type="checkbox"/>	104
	• Bracket provides support for extended runs and screws with trim to outside back of pedestal for added support on extended panel runs	Unite® 24” deep worksurface	UN24	<input type="checkbox"/> <input type="checkbox"/>	104
		Unite® 24” deep knife edge worksurface	UN24KN	<input type="checkbox"/> <input type="checkbox"/>	104
		Unite® 30” deep worksurface	UN30	<input type="checkbox"/> <input type="checkbox"/>	104
		Unite® 30” deep knife edge worksurface	UN30KN	<input type="checkbox"/> <input type="checkbox"/>	104
	• Bracket depth varies by pedestal model	WireWorks® 24” deep worksurface	WW24	<input type="checkbox"/> <input type="checkbox"/>	104
	24” worksurface	WireWorks® 30” deep worksurface	WW30	<input type="checkbox"/> <input type="checkbox"/>	104
	- 20” pedestal = approx. 6-1/4”				
	- 24” pedestal = approx. 2-1/4”				
	30” worksurface				
	- 20” pedestal = approx. 12-1/4”				
	- 24” pedestal = approx. 6-1/4”				
		A	B		

HOW TO ORDER

Indicate the following information on order form:

- Quantity of each item.
- Model number, including options. See “How To Build a Model Number”.
- Any special service required.

Note:

- The ☐ indicates that a choice is required.
- The absence of the ☐ indicates that no choice is required.
- Alpha-numeric characters in place of ☐ indicate that no other alternatives are available.

HOW TO BUILD A MODEL NUMBER

- A** Select basic model.
- B** Select paint color.
Refer to the **Product Color Options** page in this price list.

SPECIAL SERVICES


Special Carton Marking

With specially marked information N/C

Shipping
Ships **knocked down, FOB Pembroke, ON K8A 0E1, freight prepaid**. Freight class 70.

Specifications and prices are subject to change without prior notice.



			MODEL NUMBER														
			Basic Model	Trim Color	Upholstery Color	Approx. Packaged Weight	Delivered Pricing C.O.M.	Delivered Pricing Fabric Grade 1	Delivered Pricing Fabric Grade 2	Delivered Pricing Fabric Grade 3	Delivered Pricing Pallas Fabric Group P0	Delivered Pricing Pallas Fabric Group P1	Delivered Pricing Pallas Fabric Group P2	Delivered Pricing Pallas Fabric Group P3	Delivered Pricing Pallas Fabric Group P4		
<div></div> <div>PDCU</div>	MODEL	W x D x H															
	<div>Cushioned Seat for Mobile Pedestal</div> <ul style="list-style-type: none">• 17"D used with 17-5/8"D (20"D nominal) mobile pedestal• 20"D used with 21-5/8"D or 27-5/8"D (24" or 30"D nominal) mobile pedestal• Adds 2-1/4" to pedestal height• Fabric runs side to side• Lip height is 3-1/4"	15 x 17 x 1-7/8"	PDCU/17	<div><div></div><div></div></div>	<div><div></div><div></div><div></div><div></div></div>	5.0#	\$ 209	\$ 209	\$ 238	\$ 251	\$ 264	\$ 279	\$ 295	\$ 329	\$ 337		
		15 x 20 x 1-7/8"	PDCU/20	<div><div></div><div></div></div>	<div><div></div><div></div><div></div><div></div></div>	6.0#	228	228	250	269	278	292	308	344	353		

A

B

C

HOW TO ORDER

Indicate the following information on order form:

1. Quantity of each item.
2. Model number, including options. See "How To Build a Model Number".
3. Any special service required.

Note:

- The ☐ indicates that a choice is required.
- The absence of the ☐ indicates that no choice is required.
- Alpha-numeric characters in place of ☐ indicate that no other alternatives are available.

HOW TO BUILD A MODEL NUMBER

- A

Select basic model.
- B

Select trim color.
Refer to the **Product Color Options** page in this price list.
- C

Select upholstery color.
Refer to [ki.com/fabrics](https://www.ki.com/fabrics)

SPECIAL SERVICES

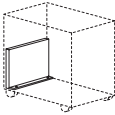
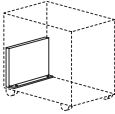



Special Carton Marking

With specially marked information N/C

Shipping
Ships **assembled, FOB Green Bay, WI 54302, freight prepaid.** Freight class 100.

Specifications and prices are subject to change without prior notice.



				MODEL NUMBER		
MODEL	Features	W x D x H		Basic Model	Approx. Packaged Weight	Delivered Pricing
 USPA	Counterbalance Weight <ul style="list-style-type: none">Required on worksurface supporting file/file units of certain desk configurations	20"D Units	9-1/2 x 1/2 x 15-1/2"	USPCBW21	21.0#	\$ 104
 USPA	Counterbalance Weight <ul style="list-style-type: none">Required for conversion for 24" deep mobile and freestanding to file/file units.	24"D Units	12-1/2 x 2 x 18"	USPCBW25	25.0#	\$ 118
 USPA	Counterbalance Weight <ul style="list-style-type: none">Required for conversion for 20" deep mobile and freestanding to file/file units.Two required, sold in pairs	For 20" D Units	7-1/2 x 3/4 x 16"	USPCBW36	36.0#	\$ 232
HRDPT	P-Series Keys <ul style="list-style-type: none">Double bit designRange of 200 different core/key numbers availableMust specify lock number(s) requested when ordering cut key or lock core/key sets	Lock Core/2 Key Set - Black		2.KP20522	0.4#	\$ 15
		Lock Core/2 Key Set - Satin Chrome		2.KP20522.SC	0.4#	15
		Master Key		2.KP20550	0.2#	11
		Extractor Key		2.KP20551	0.2#	11
		Blank Key		2.KP20552	0.2#	3
		Cut Key		2.KP20557	0.2#	4
 USPA	Caster Kit <ul style="list-style-type: none">Converts freestanding pedestals to mobile unitsFinished height consistent with free-standing pedestalFile/file units require counterbalance weights4 casters and a 5th wheel per kit	2-5/8"		USPCK	1.0#	\$ 92
 USPA	Glide Kit <ul style="list-style-type: none">Converts mobile pedestal to freestandingFile/file units require counterbalance weightsFinished height consistent with mobile pedestal4 glides and a center wheel per kit	2-5/8"		USPGK	1.0#	\$ 92

A

HOW TO ORDER

Indicate the following information on order form:
1. Quantity of each item.
2. Model number, including options. See "How To Build a Model Number".
3. Any special service required.

Note: • The ☐ indicates that a choice is required.
• The absence of the ☐ indicates that no choice is required.
• Alpha-numeric characters in place of ☐ indicate that no other alternatives are available.

HOW TO BUILD A MODEL NUMBER

A Select basic model.

SPECIAL SERVICES

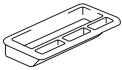

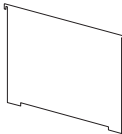

Special Carton Marking

With specially marked information N/C

Shipping
Ships **assembled, FOB Pembroke, ON K8A 0E1, freight prepaid.** Freight class 70.

Specifications and prices are subject to change without prior notice.



			MODEL NUMBER			
			Basic Model	Approx. Packaged Weight	Delivered Pricing	
MODEL	Features	W x D x H				
 PDACU	Pencil Tray <ul style="list-style-type: none">• For 3" pencil and 6" box drawers• Black finish only• Priced each	12-1/8 x 4 x 1"	S7P/PENTRAY	1.0#	\$ 10	
 PDACU	6" Partition <ul style="list-style-type: none">• For 6" box drawers• Black finish only• Priced each	12-1/8 x 4-5/8"	S7P/D6	1.0#	\$ 6	
 PDACU	Hanging Folder Partition <ul style="list-style-type: none">• For 12" file drawers• Black finish only• Priced each	12-1/8 x 9-5/8"	S7P/D12	1.0#	\$ 10	
 PDACU	Pedestal Hanging Folder Bar Channel <ul style="list-style-type: none">• Clips over top edge of pedestal drawer body• Prevents files from moving freely but can be moved by hand• Can also be used to hang folders in file drawers side-to-side	1 Bar: Fits 17-5/8"D Pedestals	S7P/20FBP	0.1#	\$ 8	
		2 Bars: Fits 21-5/8"D Pedestals	S7P/24FBP	0.1#	10	
		3 Bars: Fits 27-5/8"D Pedestals	S7P/30FBP	0.1#	14	

A

HOW TO ORDER

Indicate the following information on order form:
1. Quantity of each item.
2. Model number, including options. See "How To Build a Model Number".
3. Any special service required.

Note: • The ☐ indicates that a choice is required.
• The absence of the ☐ indicates that no choice is required.
• Alpha-numeric characters in place of ☐ indicate that no other alternatives are available.

HOW TO BUILD A MODEL NUMBER

A Select basic model.

SPECIAL SERVICES

Special Carton Marking

With specially marked information N/C

Shipping
Ships **assembled, FOB Pembroke, ON K8A 0E1, freight prepaid.** Freight class 70.

Specifications and prices are subject to change without prior notice.

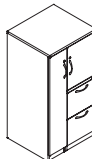
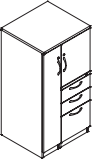
U-Series™ Wardrobe Towers

48” High Cabinet



U-Series™ Wardrobe Towers

48” High Cabinet

					MODEL NUMBER									
MODEL				Features	W x D x H	Basic Model	Unit Color	Pull Style	Lock Option	Lock Color	Approx. Packaged Weight	Delivered Pricing	Whites & All Metallics Upcharge	
 left shown	Wardrobe/Cabinet - File/File			Left	24 x 22 x 48"	UWFFC48L	<input type="checkbox"/> <input type="checkbox"/>	<input type="checkbox"/> <input type="checkbox"/> <input type="checkbox"/>	<input type="checkbox"/> <input type="checkbox"/> <input type="checkbox"/>	<input type="checkbox"/> <input type="checkbox"/> <input type="checkbox"/>	122.0#	\$ 1900	\$ 128	
	<ul style="list-style-type: none">• Wardrobe and cabinet lock independently• Pedestal features two 12" drawers and locks independently of wardrobe• Includes four leveling glides• Cabinet features adjustable shelf• Units ship fully assembled			Right	24 x 22 x 48"	UWFFC48R	<input type="checkbox"/> <input type="checkbox"/>	<input type="checkbox"/> <input type="checkbox"/> <input type="checkbox"/>	<input type="checkbox"/> <input type="checkbox"/> <input type="checkbox"/>	<input type="checkbox"/> <input type="checkbox"/> <input type="checkbox"/>	122.0#	1900	128	
PUSW														
 left shown	Wardrobe/Cabinet - Box/Box/File			Left	24 x 22 x 48"	UWBBFC48L	<input type="checkbox"/> <input type="checkbox"/>	<input type="checkbox"/> <input type="checkbox"/> <input type="checkbox"/>	<input type="checkbox"/> <input type="checkbox"/> <input type="checkbox"/>	<input type="checkbox"/> <input type="checkbox"/> <input type="checkbox"/>	127.0#	\$ 1979	\$ 128	
	<ul style="list-style-type: none">• Wardrobe and cabinet lock independently• Pedestal features two 6" box drawers and one 12" file drawer• Includes four leveling glides• Cabinet features adjustable shelf• Units ship fully assembled			Right	24 x 22 x 48"	UWBBFC48R	<input type="checkbox"/> <input type="checkbox"/>	<input type="checkbox"/> <input type="checkbox"/> <input type="checkbox"/>	<input type="checkbox"/> <input type="checkbox"/> <input type="checkbox"/>	<input type="checkbox"/> <input type="checkbox"/> <input type="checkbox"/>	127.0#	1979	128	
PUSW														


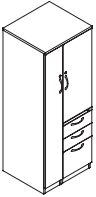
U-Series™ Wardrobe Towers

64” High Cabinet



U-Series™ Wardrobe Towers

64” High Cabinet

				MODEL NUMBER							
				Basic Model	Unit Color	Pull Style	Lock Option	Lock Color			
 left shown	MODEL	Features	W x D x H						Approx. Packaged Weight	Delivered Pricing	Whites & All Metallics Upcharge
	Wardrobe/Cabinet - File/File	Left	24 x 22 x 64”	UWFFC64L	<input type="checkbox"/> <input type="checkbox"/>	<input type="checkbox"/> <input type="checkbox"/> <input type="checkbox"/>	<input type="checkbox"/> <input type="checkbox"/> <input type="checkbox"/>	<input type="checkbox"/> <input type="checkbox"/> <input type="checkbox"/>	152.0#	\$ 1993	\$ 191
	• Wardrobe and cabinet lock independently	Right	24 x 22 x 64”	UWFFC64R	<input type="checkbox"/> <input type="checkbox"/>	<input type="checkbox"/> <input type="checkbox"/> <input type="checkbox"/>	<input type="checkbox"/> <input type="checkbox"/> <input type="checkbox"/>	<input type="checkbox"/> <input type="checkbox"/> <input type="checkbox"/>	152.0#	1993	191
	• Pedestal features two 12” drawers and locks independently of wardrobe										
	• Includes four leveling glides										
	• Cabinet features adjustable shelf										
	• Units ship fully assembled										
PUSW											
 left shown	Wardrobe/Cabinet - Box/Box/File	Left	24 x 22 x 64”	UWBBFC64L	<input type="checkbox"/> <input type="checkbox"/>	<input type="checkbox"/> <input type="checkbox"/> <input type="checkbox"/>	<input type="checkbox"/> <input type="checkbox"/> <input type="checkbox"/>	<input type="checkbox"/> <input type="checkbox"/> <input type="checkbox"/>	157.0#	\$ 2042	\$ 191
	• Wardrobe and cabinet lock independently	Right	24 x 22 x 64”	UWBBFC64R	<input type="checkbox"/> <input type="checkbox"/>	<input type="checkbox"/> <input type="checkbox"/> <input type="checkbox"/>	<input type="checkbox"/> <input type="checkbox"/> <input type="checkbox"/>	<input type="checkbox"/> <input type="checkbox"/> <input type="checkbox"/>	157.0#	2042	191
	• Pedestal features two 6” box drawers and one 12” file drawer										
	• Includes four leveling glides										
	• Cabinet features adjustable shelf										
	• Units ship fully assembled										
PUSW											
				A	B	C	D	E			

HOW TO ORDER

Indicate the following information on order form:

- Quantity of each item.
- Model number, including options. See “How To Build a Model Number”.
- Any special service required.

Note:

- The ☐ indicates that a choice is required.
- The absence of the ☐ indicates that no choice is required.
- Alpha-numeric characters in place of ☐ indicate that no other alternatives are available.

HOW TO BUILD A MODEL NUMBER

- A**Select basic model.
- B**Select unit color.
Refer to the **Product Color Options** page in this price list.
All white and metallic paints require an upcharge. Please see upcharge column.
- C**Select pull style.

USP

- U-Series pull (standard)

CZP

- Connection Zone pull
- D**Select lock option.

KS

- Key standard

NLC

- No lock core

KA

- Key alike
- E**Select lock color.
Refer to the **Product Color Options** page in this price list.

INFORMATION

Accessories
See accessory section for accessories that can be ordered separately.

Weights
Figures provided are approximate and reflect packaged product without additional accessories.

SPECIAL SERVICES

Special Carton Marking

With specially marked information N/C

Shipping
Ships **assembled, FOB Pembroke, ON K8A 0E1, freight prepaid.** Freight class 70.

Specifications and prices are subject to change without prior notice.

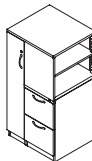
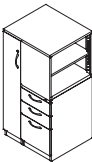
U-Series™ Wardrobe Towers

48” High Side Access Bookcase



U-Series™ Wardrobe Towers

48” High Side Access Bookcase

					MODEL NUMBER								
MODEL				Features	W x D x H	Basic Model	Unit Color	Pull Style	Lock Option	Lock Color	Approx. Packaged Weight	Delivered Pricing	Whites & All Metallics Upcharge
 left shown	Wardrobe/Side Access Bookcase - File/File <ul style="list-style-type: none">• Pedestal features two 12” drawers and locks independently of wardrobe• Includes four leveling glides• Bookcase features adjustable shelf• Units ship fully assembled				Left	24 x 22 x 48”	UWFFB48L	<input type="checkbox"/> <input type="checkbox"/>	<input type="checkbox"/> <input type="checkbox"/> <input type="checkbox"/>	<input type="checkbox"/> <input type="checkbox"/> <input type="checkbox"/>	120.0#	\$ 1851	\$ 128
					Right	24 x 22 x 48”	UWFFB48R	<input type="checkbox"/> <input type="checkbox"/>	<input type="checkbox"/> <input type="checkbox"/> <input type="checkbox"/>	<input type="checkbox"/> <input type="checkbox"/> <input type="checkbox"/>	120.0#	1851	128
PUSW													
 left shown	Wardrobe/Side Access Bookcase - Box/Box/File <ul style="list-style-type: none">• Pedestal features two 6” box drawers and one 12” file drawer• Includes four leveling glides• Bookcase features adjustable shelf• Units ship fully assembled				Left	24 x 22 x 48”	UWBFB48L	<input type="checkbox"/> <input type="checkbox"/>	<input type="checkbox"/> <input type="checkbox"/> <input type="checkbox"/>	<input type="checkbox"/> <input type="checkbox"/> <input type="checkbox"/>	125.0#	\$ 1873	\$ 128
					Right	24 x 22 x 48”	UWBFB48R	<input type="checkbox"/> <input type="checkbox"/>	<input type="checkbox"/> <input type="checkbox"/> <input type="checkbox"/>	<input type="checkbox"/> <input type="checkbox"/> <input type="checkbox"/>	125.0#	1873	128
PUSW													

PUSW

Indicate the following information on order form:

1. Quantity of each item.
2. Model number, including options. See "How To Build a Model Number".
3. Any special service required.

- The absence of the ☐ indicates that no choice is required.
- Alpha-numeric characters in place of ☐ indicate that no other alternatives are available.

A Select basic model.

B Select unit color.
Refer to the **Product Color Options** page in this price list.
All white and metallic paints require an up-charge. Please see upcharge column.

C Select pull style.

USP	- U-Series pull (standard)
CZP	- Connection Zone pull

D Select lock option.

KS	- Key standard
NLC	- No lock core
KA	- Key alike

E Select lock color.
Refer to the **Product Color Options** page in this price list.

Accessories

See accessory section for accessories that can be ordered separately.

Figures provided are approximate and reflect packaged product without additional accessories.

With specially marked information N/C

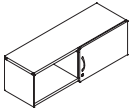
Ships assembled, FOB Pembroke, ON K8A 0E1, freight prepaid. Freight class 70.

Specifications and prices are subject to change without prior notice.

U-Series™ Overheads



U-Series™ Overheads

		MODEL NUMBER						
		Basic Model	Bracket	Unit Color	Lock Option	Lock Color		
	MODEL	W x D x H					Approx. Packaged Weight	Whites & All Metallics Upcharge
	Sliding Door Overhead	35-3/4 x 14-3/8 x 14-7/16	USSDH36	□□□	□□	□□□	38.0#	\$ 683
	• Lockable sliding door extends slightly beyond the center of overhead	41-3/4 x 14-3/8 x 14-7/16	USSDH42	□□□	□□	□□□	42.0#	730
	• Overhead accommodates standard binders	47-3/4 x 14-3/8 x 14-7/16	USSDH48	□□□	□□	□□□	47.0#	775
		53-3/4 x 14-3/8 x 14-7/16	USSDH54	□□□	□□	□□□	52.0#	887
		59-3/4 x 14-3/8 x 14-7/16	USSDH60	□□□	□□	□□□	57.0#	949
			A	B	C	D	E	

USSDO

HOW TO ORDER

Indicate the following information on order form:

- Quantity of each item.
- Model number, including options. See “How To Build a Model Number”.
- Any special service required.

Note:

- The □ indicates that a choice is required.
- The absence of the □ indicates that no choice is required.
- Alpha-numeric characters in place of □ indicate that no other alternatives are available.

HOW TO BUILD A MODEL NUMBER

- A** Select basic model.
- B** Select bracket type.
- 3K** - System 3000 mounted
 - UN** - Unite mounted
 - UN/UM** - Unite upmount
 - LB** - Mounted on load bar
 - WW/OM12** - WireWorks off module mount w/12” high top tile
 - WW/OM18** - WireWorks off module mount w/18” high top tile
 - WW/PM** - WireWorks standard panel mounted in full-post
 - WW/UM** - WireWorks up-mount brackets

C Select unit color.

Refer to the **Product Color Options** page in this price list.

All white and metallic paints require an upcharge. Please see upcharge column.

D Select lock option.

- KS** - Key standard

- NLC** - No lock core
- KA** - Key alike

E Select lock color.

Refer to the **Product Color Options** page in this price list.

INFORMATION

Weights

Figures provided are approximate and reflect packaged product without additional accessories.

SPECIAL SERVICES

Special Carton Marking

With specially marked information N/C

Shipping

Ships **assembled, FOB Manitowoc, WI 54220, freight prepaid.** Freight class 70.

Specifications and prices are subject to change without prior notice.

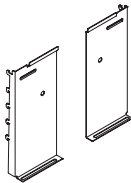
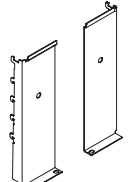
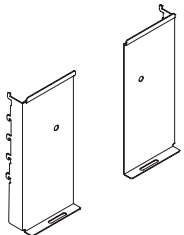
U-Series™ Storage and Accessories

Overhead Accessories



U-Series™ Storage and Accessories

Overhead Accessories

	MODEL NUMBER			
	MODEL	Basic Model	Approx. Packaged Weight	Delivered Pricing
 HRDPT	U-Series Overhead On-Module Mounting Bracket for System 3000 <ul style="list-style-type: none">• Sold in pairs• Mounts into slots in vertical frame posts• Black only• Allows for vertical adjustment in 1” increments	46.8177.SET	5.0#	\$ 210
 HRDPT	U-Series Overhead On-Module Mounting Bracket for Unite <ul style="list-style-type: none">• Sold in pairs• Mounts into slots in vertical posts• Black only• Allows for vertical adjustment in 1” increments	48.0222.SET	5.0#	\$ 210
 HRDPT	U-Series Overhead On-Module Mounting Bracket in Full Post for WireWorks <ul style="list-style-type: none">• Sold in pairs• Mounts into slots in vertical posts• Black only• Allows for vertical adjustment in 1” increments	46.8179.SET	5.0#	\$ 210

A

HOW TO ORDER

Indicate the following information on order form:

1. Quantity of each item.
2. Model number, including options. See “How To Build a Model Number”.
3. Any special service required.

Note:

- The ☐ indicates that a choice is required.
- The absence of the ☐ indicates that no choice is required.
- Alpha-numeric characters in place of ☐ indicate that no other alternatives are available.

HOW TO BUILD A MODEL NUMBER

A Select basic model.

SPECIAL SERVICES

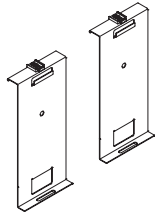
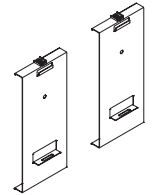
Special Carton Marking

With specially marked information N/C

Shipping
Ships **assembled, FOB Manitowoc, WI 54220, freight prepaid.** Freight class 70.

Specifications and prices are subject to change without prior notice.



MODEL	MODEL NUMBER			
	Basic Model	Approx. Packaged Weight	Delivered Pricing	
 HRDPT	U-Series Overhead Off Module Mounting Bracket w/12" High Top Tile for Wire-Works	46.8181.SET	5.0#	\$ 210
	<ul style="list-style-type: none">Sold in pairsBlack onlyAttaches to horizontal rail between tiles or top cap			
 HRDPT	U-Series Overhead Off Module Mounting Bracket w/18" High Top Tile for Wire-Works	46.8183.SET	5.0#	\$ 210
	<ul style="list-style-type: none">Sold in pairsBlack onlyAttaches to horizontal rail between tiles or top cap			

A

HOW TO ORDER

Indicate the following information on order form:

- Quantity of each item.
- Model number, including options. See “How To Build a Model Number”.
- Any special service required.

Note:

- The ☐ indicates that a choice is required.
- The absence of the ☐ indicates that no choice is required.
- Alpha-numeric characters in place of ☐ indicate that no other alternatives are available.

HOW TO BUILD A MODEL NUMBER

A Select basic model.

SPECIAL SERVICES

Special Carton Marking

With specially marked information N/C

Shipping
Ships **assembled, FOB Manitowoc, WI 54220, freight prepaid.** Freight class 70.

Specifications and prices are subject to change without prior notice.

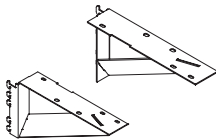
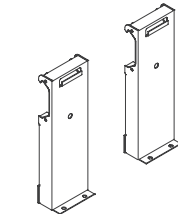
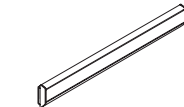
U-Series™ Storage and Accessories

Overhead Accessories



U-Series™ Storage and Accessories

Overhead Accessories

		MODEL NUMBER				
		Basic Model	Powdercoat Color			
MODEL	L			Approx. Packaged Weight	Delivered Pricing	
	U-Series Overhead Upmount Brackets for Unite or WireWorks	48.0236.12.S	<input type="checkbox"/> <input type="checkbox"/>	7.0#	\$ 355	
	• Sold in pairs					
	• Mounts into slots in vertical posts					
	• Uses 8" of slot space at top of panel					
	• Overhead extends 15" above top cap					
	• Fasteners and allen wrench included					
HRDPT						
	U-Series Overhead Load Bar Brackets for Unite or Wireworks	46.8186.SET	<input type="checkbox"/> <input type="checkbox"/>	5.0#	\$ 264	
	• Sold in pairs					
	• Load Bar mounted overheads hang from an externally mounted load bar					
	• Load Bar purchased separately					
HRDPT						
	Wall Mounted Load Bar for Unite or WireWorks	24"	SWLB.24	<input type="checkbox"/> <input type="checkbox"/>	5.0#	\$ 151
		30"	SWLB.30	<input type="checkbox"/> <input type="checkbox"/>	6.0#	161
	• Supports overhead storage on drywall or other non-panel application	36"	SWLB.36	<input type="checkbox"/> <input type="checkbox"/>	7.0#	164
	• Requires Load Bar Brackets to support overhead- sold separate	42"	SWLB.42	<input type="checkbox"/> <input type="checkbox"/>	8.0#	182
		48"	SWLB.48	<input type="checkbox"/> <input type="checkbox"/>	10.0#	187
		54"	SWLB.54	<input type="checkbox"/> <input type="checkbox"/>	13.0#	222
		60"	SWLB.60	<input type="checkbox"/> <input type="checkbox"/>	12.0#	223
		66"	SWLB.66	<input type="checkbox"/> <input type="checkbox"/>	13.0#	226
		72"	SWLB.72	<input type="checkbox"/> <input type="checkbox"/>	14.0#	234
		84"	SWLB.84	<input type="checkbox"/> <input type="checkbox"/>	17.0#	362
		96"	SWLB.96	<input type="checkbox"/> <input type="checkbox"/>	19.0#	381

A

B

HOW TO ORDER

Indicate the following information on order form:

- Quantity of each item.
- Model number, including options. See "How To Build a Model Number".
- Any special service required.

Note:

- The ☐ indicates that a choice is required.
- The absence of the ☐ indicates that no choice is required.
- Alpha-numeric characters in place of ☐ indicate that no other alternatives are available.

HOW TO BUILD A MODEL NUMBER

- A**Select basic model.
- B**Select powdercoat color.
Refer to the **Product Color Options** page in this price list.

SPECIAL SERVICES

Special Carton Marking

With specially marked information N/C

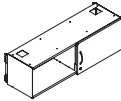

Shipping
Ships **assembled, FOB Manitowoc, WI 54220, freight prepaid.** Freight class 70.

Specifications and prices are subject to change without prior notice.

U-Series™ Underhead Storage



U-Series™ Underhead Storage

			MODEL NUMBER							
			Basic Model	Direction	Unit Color	Lock Option	Lock Color			
MODEL	D x W x H							Approx. Packaged Weight	Delivered Pricing	Whites & All Metallics Upcharge
 UHS	Underhead Storage	35-3/4 x 14-3/8 x 14-7/8	UHS36		<input type="checkbox"/> <input type="checkbox"/>	<input type="checkbox"/> <input type="checkbox"/> <input type="checkbox"/>	<input type="checkbox"/> <input type="checkbox"/> <input type="checkbox"/>	38.0#	\$ 683	\$ 80
	• Underhead storage units mount below worksurface	41-3/4 x 14-3/8 x 14-7/8	UHS42		<input type="checkbox"/> <input type="checkbox"/>	<input type="checkbox"/> <input type="checkbox"/> <input type="checkbox"/>	<input type="checkbox"/> <input type="checkbox"/> <input type="checkbox"/>	42.0#	730	80
	• Underhead accommodates standard binders	47-3/4 x 14-3/8 x 14-7/8	UHS48		<input type="checkbox"/> <input type="checkbox"/>	<input type="checkbox"/> <input type="checkbox"/> <input type="checkbox"/>	<input type="checkbox"/> <input type="checkbox"/> <input type="checkbox"/>	47.0#	775	80
	• Storage units include holes in top and bottom for cord drop in conjunction with grommets	53-3/4 x14-3/8 x 14-7/8"	UHS54		<input type="checkbox"/> <input type="checkbox"/>	<input type="checkbox"/> <input type="checkbox"/> <input type="checkbox"/>	<input type="checkbox"/> <input type="checkbox"/> <input type="checkbox"/>	50.0#	849	80
	• Includes brackets for attachment; legs may be specified separately if desired	59-3/4 x 14-3/8 x 14-7/8	UHS60		<input type="checkbox"/> <input type="checkbox"/>	<input type="checkbox"/> <input type="checkbox"/> <input type="checkbox"/>	<input type="checkbox"/> <input type="checkbox"/> <input type="checkbox"/>	52.0#	887	80
	• Lockable sliding door extends slightly beyond the center of storage unit	71-3/4 x 14-3/8 x 14-7/8	UHS72		<input type="checkbox"/> <input type="checkbox"/>	<input type="checkbox"/> <input type="checkbox"/> <input type="checkbox"/>	<input type="checkbox"/> <input type="checkbox"/> <input type="checkbox"/>	57.0#	949	80
 UHSL	Underhead Storage Support Leg	1-1/2 x 13-7/8 x 13-5/16"	UHSL	<input type="checkbox"/>	<input type="checkbox"/> <input type="checkbox"/>			8.6#	\$ 172	\$ 14
	• May be used in place of return									
	• Size noted does not reflect attachment brackets									
			A	B	C	D	E			

HOW TO ORDER

- Indicate the following information on order form:
- Quantity of each item.
 - Model number, including options. See “How To Build a Model Number”.
 - Any special service required.

Note:

- The ☐ indicates that a choice is required.
- The absence of the ☐ indicates that no choice is required.
- Alpha-numeric characters in place of ☐ indicate that no other alternatives are available.

HOW TO BUILD A MODEL NUMBER

- A**Select basic model.
- B**Select placement of leg.

L

- Left

R

- Right
- C**Select unit color.

Refer to the **Product Color Options** page in this price list.

All white and metallic paints require an up-charge. Please see upcharge column.
- D**Select lock option.

KS

- Key standard

NLC

- No lock core

KA

- Key alike
- E**Select lock color.

Refer to the **Product Color Options** page in this price list.

SPECIAL SERVICES

Special Carton Marking

With specially marked information N/C

Shipping
Ships **assembled, FOB Manitowoc, WI 54220, freight prepaid.** Freight class 70.

Specifications and prices are subject to change without prior notice.

U-Series™ Overhead and Underhead Storage

Accessories



U-Series™ Overhead and Underhead Storage

Accessories

			MODEL NUMBER		
MODEL		Features	Basic Model	Approx. Packaged Weight	Delivered Pricing
HRDPT	P-Series Keys <ul style="list-style-type: none">• Double bit design• Range of 200 different core/key numbers available• Must specify lock number(s) requested when ordering cut key or lock core/key sets	Lock Core/2 Key Set - Black	2.KP20522	0.4#	\$ 15
		Lock Core/2 Key Set - Satin Chrome	2.KP20522.SC	0.4#	15
		Master Key	2.KP20550	0.2#	11
		Extractor Key	2.KP20551	0.2#	11
		Blank Key	2.KP20552	0.2#	3
		Cut Key	2.KP20557	0.2#	4

A

HOW TO ORDER

Indicate the following information on order form:

1. Quantity of each item.
2. Model number, including options. See “How To Build a Model Number”.
3. Any special service required.

Note:

- The ☐ indicates that a choice is required.
- The absence of the ☐ indicates that no choice is required.
- Alpha-numeric characters in place of ☐ indicate that no other alternatives are available.

HOW TO BUILD A MODEL NUMBER

A Select basic model.

SPECIAL SERVICES

Special Carton Marking

With specially marked information N/C

Shipping
Ships **assembled, FOB Pembroke, ON K8A 0E1, freight prepaid.** Freight class 70.

Specifications and prices are subject to change without prior notice.

1330 Bellevue Street
P.O. Box 8100
Green Bay, WI 54308-8100
800.424.2432
ki.com

KI and Furnishing Knowledge are registered
trademarks of Krueger International, Inc.

© 2020 Krueger International, Inc.
All Rights Reserved.
Code KI-PLW-000261/KI/PDF



Furnishing Knowledge®