

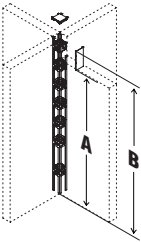
Preconfigured Intersections

4-Way 90°



Preconfigured Intersections

4-Way 90°

			MODEL NUMBER				
			Basic Model	Trim Color			
MODEL	A	B	B-A		Approx. Packaged Weight		Delivered Pricing
<div></div> <div>UTN</div> <div>4-Way 90°, “X” Trim Three Sides, with Height Change<ul style="list-style-type: none">• Select for 90° X four-way intersections of three taller panels and one lower panel• Includes one change-of-height flat trim piece, top cap, connecting blocks, light blocks, and connecting hardware</div>	32”	40”	8”	U4W903W3240	<input type="checkbox"/> <input type="checkbox"/>	8.0#	\$ 205
	32”	48”	16”	U4W903W3248	<input type="checkbox"/> <input type="checkbox"/>	9.9#	253
	32”	56”	24”	U4W903W3256	<input type="checkbox"/> <input type="checkbox"/>	10.9#	261
	32”	64”	32”	U4W903W3264	<input type="checkbox"/> <input type="checkbox"/>	11.8#	270
	32”	72”	40”	U4W903W3272	<input type="checkbox"/> <input type="checkbox"/>	13.6#	277
	32”	80”	48”	U4W903W3280	<input type="checkbox"/> <input type="checkbox"/>	14.5#	281
	40”	48”	8”	U4W903W4048	<input type="checkbox"/> <input type="checkbox"/>	10.0#	234
	40”	56”	16”	U4W903W4056	<input type="checkbox"/> <input type="checkbox"/>	11.8#	257
	40”	64”	24”	U4W903W4064	<input type="checkbox"/> <input type="checkbox"/>	12.7#	268
	40”	72”	32”	U4W903W4072	<input type="checkbox"/> <input type="checkbox"/>	13.6#	277
	40”	80”	40”	U4W903W4080	<input type="checkbox"/> <input type="checkbox"/>	15.4#	307
	48”	56”	8”	U4W903W4856	<input type="checkbox"/> <input type="checkbox"/>	10.8#	238
	48”	64”	16”	U4W903W4864	<input type="checkbox"/> <input type="checkbox"/>	12.6#	270
	48”	72”	24”	U4W903W4872	<input type="checkbox"/> <input type="checkbox"/>	13.6#	272
	48”	80”	32”	U4W903W4880	<input type="checkbox"/> <input type="checkbox"/>	14.5#	282
	56”	64”	8”	U4W903W5664	<input type="checkbox"/> <input type="checkbox"/>	11.7#	250
	56”	72”	16”	U4W903W5672	<input type="checkbox"/> <input type="checkbox"/>	14.5#	277
	56”	80”	24”	U4W903W5680	<input type="checkbox"/> <input type="checkbox"/>	14.4#	285
	64”	72”	8”	U4W903W6472	<input type="checkbox"/> <input type="checkbox"/>	12.6#	259
	64”	80”	16”	U4W903W6480	<input type="checkbox"/> <input type="checkbox"/>	14.4#	282
	72”	80”	8”	U4W903W7280	<input type="checkbox"/> <input type="checkbox"/>	14.4#	283
			A	B			

HOW TO ORDER

Indicate the following information on order form:

1. Quantity of each item.
2. Model number, including options. See “How To Build a Model Number”.
3. Any special service required.

Note:

- The ☐ indicates that a choice is required.
- The absence of the ☐ indicates that no choice is required.
- Alpha-numeric characters in place of ☐ indicate that no other alternatives are available.

HOW TO BUILD A MODEL NUMBER

- A** Select basic model.
- B** Select trim color. Refer to the **Product Color Options** page in this price list.

SPECIAL SERVICES

Special Carton Marking

With specially marked information N/C

Shipping

Ships **knocked down, FOB Manitowoc, WI 54220, freight prepaid.** Freight class 70.

Specifications and prices are subject to change without prior notice.

Preconfigured Intersections

2-Way 120°



Preconfigured Intersections

2-Way 120°

		MODEL NUMBER			
		Basic Model	Trim Color		
MODEL	A B B-A			Approx. Packaged Weight	Delivered Pricing
	2-Way 120°, “V” Corner, No Height Change	32”	U2W12032	<input type="checkbox"/> <input type="checkbox"/>	4.7# \$ 403
		40”	U2W12040	<input type="checkbox"/> <input type="checkbox"/>	501
	• Select for 120° angled intersections of two same-height panels	48”	U2W12048	<input type="checkbox"/> <input type="checkbox"/>	505
	• Includes 2-sided angle trim, 120° top cap, connecting blocks, light block and connecting hardware	56”	U2W12056	<input type="checkbox"/> <input type="checkbox"/>	518
		64”	U2W12064	<input type="checkbox"/> <input type="checkbox"/>	537
		72”	U2W12072	<input type="checkbox"/> <input type="checkbox"/>	630
		80”	U2W12080	<input type="checkbox"/> <input type="checkbox"/>	642
UTN					
	2-Way 120°, “V” Corner, with Height Change	32” 40” 8”	U2W1201W3240	<input type="checkbox"/> <input type="checkbox"/>	\$ 424
		32” 48” 16”	U2W1201W3248	<input type="checkbox"/> <input type="checkbox"/>	430
	• Select for 120° angled intersections of one taller and one lower panel	32” 56” 24”	U2W1201W3256	<input type="checkbox"/> <input type="checkbox"/>	431
	• Includes corner and change-of-height trim, 120° top cap, connecting blocks, light block, and connecting hardware	32” 64” 32”	U2W1201W3264	<input type="checkbox"/> <input type="checkbox"/>	444
		32” 72” 40”	U2W1201W3272	<input type="checkbox"/> <input type="checkbox"/>	454
		32” 80” 48”	U2W1201W3280	<input type="checkbox"/> <input type="checkbox"/>	455
		40” 48” 8”	U2W1201W4048	<input type="checkbox"/> <input type="checkbox"/>	525
		40” 56” 16”	U2W1201W4056	<input type="checkbox"/> <input type="checkbox"/>	531
		40” 64” 24”	U2W1201W4064	<input type="checkbox"/> <input type="checkbox"/>	536
		40” 72” 32”	U2W1201W4072	<input type="checkbox"/> <input type="checkbox"/>	545
		40” 80” 40”	U2W1201W4080	<input type="checkbox"/> <input type="checkbox"/>	649
		48” 56” 8”	U2W1201W4856	<input type="checkbox"/> <input type="checkbox"/>	528
		48” 64” 16”	U2W1201W4864	<input type="checkbox"/> <input type="checkbox"/>	536
		48” 72” 24”	U2W1201W4872	<input type="checkbox"/> <input type="checkbox"/>	537
		48” 80” 32”	U2W1201W4880	<input type="checkbox"/> <input type="checkbox"/>	547
		56” 64” 8”	U2W1201W5664	<input type="checkbox"/> <input type="checkbox"/>	545
		56” 72” 16”	U2W1201W5672	<input type="checkbox"/> <input type="checkbox"/>	549
		56” 80” 24”	U2W1201W5680	<input type="checkbox"/> <input type="checkbox"/>	556
		64” 72” 8”	U2W1201W6472	<input type="checkbox"/> <input type="checkbox"/>	563
		64” 80” 16”	U2W1201W6480	<input type="checkbox"/> <input type="checkbox"/>	569
		72” 80” 8”	U2W1201W7280	<input type="checkbox"/> <input type="checkbox"/>	653
		A	B		

HOW TO ORDER

- Indicate the following information on order form:
- Quantity of each item.
 - Model number, including options. See “How To Build a Model Number”.
 - Any special service required.

Note: • The ☐ indicates that a choice is required.

- The absence of the ☐ indicates that no choice is required.
- Alpha-numeric characters in place of ☐ indicate that no other alternatives are available.

HOW TO BUILD A MODEL NUMBER

- A** Select basic model.
- B** Select trim color. Refer to the **Product Color Options** page in this price list.

SPECIAL SERVICES

Special Carton Marking

With specially marked information N/C

Shipping

Ships **knocked down, FOB Manitowoc, WI 54220, freight prepaid.** Freight class 70.

Specifications and prices are subject to change without prior notice.

Preconfigured Intersections

3-Way 120°



Preconfigured Intersections

3-Way 120°

		MODEL NUMBER		Approx. Packaged Weight		Delivered Pricing	
		Basic Model	Trim Color				
MODEL	A B B-A						
	3-Way 120° Corner, No Height Change	32"	U3W12032	<input type="checkbox"/>	4.6#	\$	388
	• Select for 120° intersections of three same-height panels	40"	U3W12040	<input type="checkbox"/>	5.8#		493
	• Includes 120° top cap, connecting blocks, light blocks and connecting hardware	48"	U3W12048	<input type="checkbox"/>	6.4#		495
		56"	U3W12056	<input type="checkbox"/>	7.0#		497
		64"	U3W12064	<input type="checkbox"/>	7.7#		505
		72"	U3W12072	<input type="checkbox"/>	8.9#		602
		80"	U3W12080	<input type="checkbox"/>	9.5#		611
UTN							
	3-Way 120° Corner, Trim One Side, with Height Change	32" 40" 8"	U3W1201W3240	<input type="checkbox"/>	4.4#	\$	407
	• Select for 120° three-way intersections of one taller and two lower panels	32" 48" 16"	U3W1201W3248	<input type="checkbox"/>	4.4#		416
	• Includes one flat trim piece, angled change-of-height trim, top cap, connecting blocks, light blocks, and connecting hardware	32" 56" 24"	U3W1201W3256	<input type="checkbox"/>	4.4#		420
		32" 64" 32"	U3W1201W3264	<input type="checkbox"/>	4.4#		425
		32" 72" 40"	U3W1201W3272	<input type="checkbox"/>	4.4#		432
		32" 80" 48"	U3W1201W3280	<input type="checkbox"/>	4.4#		439
		40" 48" 8"	U3W1201W4048	<input type="checkbox"/>	5.6#		506
		40" 56" 16"	U3W1201W4056	<input type="checkbox"/>	5.6#		515
		40" 64" 24"	U3W1201W4064	<input type="checkbox"/>	5.6#		517
		40" 72" 32"	U3W1201W4072	<input type="checkbox"/>	5.6#		525
		40" 80" 40"	U3W1201W4080	<input type="checkbox"/>	5.6#		622
		48" 56" 8"	U3W1201W4856	<input type="checkbox"/>	6.2#		509
		48" 64" 16"	U3W1201W4864	<input type="checkbox"/>	6.2#		518
		48" 72" 24"	U3W1201W4872	<input type="checkbox"/>	6.2#		524
		48" 80" 32"	U3W1201W4880	<input type="checkbox"/>	6.2#		530
		56" 64" 8"	U3W1201W5664	<input type="checkbox"/>	6.9#		517
		56" 72" 16"	U3W1201W5672	<input type="checkbox"/>	6.9#		524
		56" 80" 24"	U3W1201W5680	<input type="checkbox"/>	6.9#		527
		64" 72" 8"	U3W1201W6472	<input type="checkbox"/>	7.5#		525
		64" 80" 16"	U3W1201W6480	<input type="checkbox"/>	7.5#		529
		72" 80" 8"	U3W1201W7280	<input type="checkbox"/>	8.7#		537
UTN							

HOW TO ORDER

- Indicate the following information on order form:
- Quantity of each item.
 - Model number, including options. See "How To Build a Model Number".
 - Any special service required.

Note:

- The ☐ indicates that a choice is required.
- The absence of the ☐ indicates that no choice is required.
- Alpha-numeric characters in place of ☐ indicate that no other alternatives are available.

HOW TO BUILD A MODEL NUMBER

- A** Select basic model.
- B** Select trim color. Refer to the **Product Color Options** page in this price list.

SPECIAL SERVICES

Special Carton Marking

With specially marked information N/C

Shipping
Ships **knocked down, FOB Manitowoc, WI 54220, freight prepaid.** Freight class 70.

Specifications and prices are subject to change without prior notice.

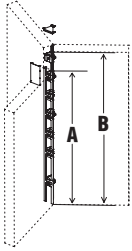
Preconfigured Intersections

3-Way 120°



Preconfigured Intersections

3-Way 120°

			MODEL NUMBER			
			Basic Model	Trim Color		
MODEL	A B B-A				Approx. Packaged Weight	Delivered Pricing
<div></div> <div>UTN</div> <div>3-Way 120° Corner, Trim Two Sides, with Height Change<ul style="list-style-type: none">• Select for 120° three-way intersections of two taller panels and one lower panel• Includes one flat trim piece, top cap, connecting blocks, light blocks, and connecting hardware</div>	32" 40" 8"	U3W1202W3240	<input type="checkbox"/> <input type="checkbox"/>	5.5#	\$	518
	32" 48" 16"	U3W1202W3248	<input type="checkbox"/> <input type="checkbox"/>	6.6#		614
	32" 56" 24"	U3W1202W3256	<input type="checkbox"/> <input type="checkbox"/>	7.3#		623
	32" 64" 32"	U3W1202W3264	<input type="checkbox"/> <input type="checkbox"/>	8.0#		630
	32" 72" 40"	U3W1202W3272	<input type="checkbox"/> <input type="checkbox"/>	9.1#		727
	32" 80" 48"	U3W1202W3280	<input type="checkbox"/> <input type="checkbox"/>	9.9#		734
	40" 48" 8"	U3W1202W4048	<input type="checkbox"/> <input type="checkbox"/>	6.7#		618
	40" 56" 16"	U3W1202W4056	<input type="checkbox"/> <input type="checkbox"/>	7.8#		714
	40" 64" 24"	U3W1202W4064	<input type="checkbox"/> <input type="checkbox"/>	8.5#		723
	40" 72" 32"	U3W1202W4072	<input type="checkbox"/> <input type="checkbox"/>	9.2#		732
	40" 80" 40"	U3W1202W4080	<input type="checkbox"/> <input type="checkbox"/>	10.3#		828
	48" 56" 8"	U3W1202W4856	<input type="checkbox"/> <input type="checkbox"/>	7.3#		712
	48" 64" 16"	U3W1202W4864	<input type="checkbox"/> <input type="checkbox"/>	8.4#		721
	48" 72" 24"	U3W1202W4872	<input type="checkbox"/> <input type="checkbox"/>	9.1#		730
	48" 80" 32"	U3W1202W4880	<input type="checkbox"/> <input type="checkbox"/>	9.8#		734
	56" 64" 8"	U3W1202W5664	<input type="checkbox"/> <input type="checkbox"/>	8.0#		640
	56" 72" 16"	U3W1202W5672	<input type="checkbox"/> <input type="checkbox"/>	9.1#		724
	56" 80" 24"	U3W1202W5680	<input type="checkbox"/> <input type="checkbox"/>	9.8#		733
	64" 72" 8"	U3W1202W6472	<input type="checkbox"/> <input type="checkbox"/>	8.6#		634
	64" 80" 16"	U3W1202W6480	<input type="checkbox"/> <input type="checkbox"/>	9.7#		733
	72" 80" 8"	U3W1202W7280	<input type="checkbox"/> <input type="checkbox"/>	10.2#		821
			A	B		

HOW TO ORDER

- Indicate the following information on order form:
1. Quantity of each item.
 2. Model number, including options. See "How To Build a Model Number".
 3. Any special service required.

Note:

- The ☐ indicates that a choice is required.
- The absence of the ☐ indicates that no choice is required.
- Alpha-numeric characters in place of ☐ indicate that no other alternatives are available.

HOW TO BUILD A MODEL NUMBER

- A** Select basic model.
- B** Select trim color.
Refer to the **Product Color Options** page in this price list.

SPECIAL SERVICES

Special Carton Marking

With specially marked information N/C

Shipping

Ships **knocked down, FOB Manitowoc, WI 54220, freight prepaid.** Freight class 70.

Specifications and prices are subject to change without prior notice.

End-of-Run Trim



End-of-Run Trim

			MODEL NUMBER			
			Basic Model	Trim Color		
MODEL			H		Approx. Packaged Weight	Delivered Pricing
	End-of-Run Trim for Full Panel Height Conditions	32"	UEOR32	<input type="checkbox"/> <input type="checkbox"/>	3.6#	\$ 66
	<ul style="list-style-type: none">• Select by height for single panel• For seamless end trim when stacking sections are used, specify by combined height of panel and stacker• Includes trim endcap and hardware	40"	UEOR40	<input type="checkbox"/> <input type="checkbox"/>	4.2#	73
		48"	UEOR48	<input type="checkbox"/> <input type="checkbox"/>	4.7#	75
		56"	UEOR56	<input type="checkbox"/> <input type="checkbox"/>	5.5#	79
		64"	UEOR64	<input type="checkbox"/> <input type="checkbox"/>	6.0#	94
		72"	UEOR72	<input type="checkbox"/> <input type="checkbox"/>	7.0#	117
		80"	UEOR80	<input type="checkbox"/> <input type="checkbox"/>	7.4#	120
	UTN					
UTN UST	End-of-Run Trim for Change of Height Conditions	8"	UEORV08	<input type="checkbox"/> <input type="checkbox"/>	1.8#	\$ 45
	<ul style="list-style-type: none">• Height listed is the 'height differential'• Specify the distance between the upper panel height and the lower panel height• Includes trim endcap and hardware	16"	UEORV16	<input type="checkbox"/> <input type="checkbox"/>	2.5#	52
		24"	UEORV24	<input type="checkbox"/> <input type="checkbox"/>	3.0#	53
		32"	UEORV32	<input type="checkbox"/> <input type="checkbox"/>	3.5#	61
		40"	UEORV40	<input type="checkbox"/> <input type="checkbox"/>	4.2#	67
		48"	UEORV48	<input type="checkbox"/> <input type="checkbox"/>	4.7#	68
		A	B			

HOW TO ORDER

Indicate the following information on order form:

- Quantity of each item.
- Model number, including options. See “How To Build a Model Number”.
- Any special service required.

Note:

- The ☐ indicates that a choice is required.
- The absence of the ☐ indicates that no choice is required.
- Alpha-numeric characters in place of ☐ indicate that no other alternatives are available.

HOW TO BUILD A MODEL NUMBER

- A** Select basic model.
- B** Select trim color. Refer to the **Product Color Options** page in this price list. Metallic finish not available.

SPECIAL SERVICES

Special Carton Marking

With specially marked information N/C

Shipping
Ships **knocked down, FOB Manitowoc, WI 54220, freight prepaid.** Freight class 70.

Specifications and prices are subject to change without prior notice.

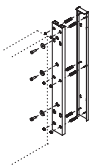
Preconfigured Intersections

Adjustable Wall Mount Start



Preconfigured Intersections

Adjustable Wall Mount Start

	MODEL	MODEL NUMBER		Approx. Packaged Weight	Delivered Pricing
		Basic Model	Trim Color		
 UNS	Adjustable Wall Mount Start	UNWM16		6.0#	\$ 152
	• Attaches panel to a wall at the start of a run	UNWM32		11.0#	183
	• Includes mounting plate	UNWM40		14.0#	191
	• Steel construction with painted finish	UNWM48		17.0#	200
	• Adjustable for up to 3/4" of wall deflection	UNWM56		20.0#	211
	• Appropriate wall anchor to drywall must be provided by contractor	UNWM64		22.0#	234
		UNWM72		25.0#	300
		UNWM80		28.0#	345
		A	B		

HOW TO ORDER

Indicate the following information on order form:

1. Quantity of each item.
2. Model number, including options. See "How To Build a Model Number".
3. Any special service required.

Note:

- The ☐ indicates that a choice is required.
- The absence of the ☐ indicates that no choice is required.
- Alpha-numeric characters in place of ☐ indicate that no other alternatives are available.

HOW TO BUILD A MODEL NUMBER

- A** Select basic model.
- B** Select trim color. Refer to the **Product Color Options** page in this price list.

SPECIAL SERVICES

Special Carton Marking

With specially marked information N/C

Shipping

Ships **knocked down, FOB Manitowoc, WI 54220, freight prepaid.** Freight class 70.

Specifications and prices are subject to change without prior notice.

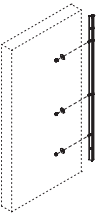
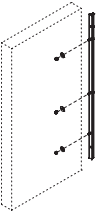
Preconfigured Intersections

Perpendicular Start for Genius® Wall



Preconfigured Intersections

Perpendicular Start for Genius® Wall

MODEL		MODEL NUMBER		Approx. Packaged Weight		Delivered Pricing	
		H	Basic Model				
 UNS	Perpendicular Start - 32" H		32"	UNGPS32	1.4#	\$	90
	• Attaches Unite® perpendicularly between two Genius® Wall sections						
	• Includes aluminum mounting track						
	• Hardware for attachment is included						
	• Specify UNGPS32 for all heights of segmented panels with glass, steel or perforated steel (with Aluminum frame) upper segments						
	• Specify all other panel models by finished height (without Aluminum frame)						
	• Stacking sections are allowed and do not require wall attachment						
 UNS	Perpendicular Start - 40", 48", 56", 64" H		40"	UNGPS40	1.6#	\$	96
	• Attaches Unite® perpendicularly between two Genius® Wall sections		48"	UNGPS48	1.7#		108
	• Includes aluminum mounting track		56"	UNGPS56	1.9#		108
	• Hardware for attachment is included		64"	UNGPS64	2.1#		108
	• Specify by finished monolithic or segmented panel height for all fabric, markerboard or slat wall (unframed) upper segments						
	• Stacking sections are allowed and do not require wall attachment						

A

HOW TO ORDER

Indicate the following information on order form:

- Quantity of each item.
- Model number, including options. See "How To Build a Model Number".
- Any special service required.

Note:

- The ☐ indicates that a choice is required.
- The absence of the ☐ indicates that no choice is required.
- Alpha-numeric characters in place of ☐ indicate that no other alternatives are available.

HOW TO BUILD A MODEL NUMBER

A Select basic model.

SPECIAL SERVICES

Special Carton Marking

With specially marked information N/C

Shipping

Ships **knocked down, FOB Manitowoc, WI 54220, freight prepaid.** Freight class 70.

Specifications and prices are subject to change without prior notice.


Preconfigured Intersections

Universal Start for Genius® Wall



Preconfigured Intersections

Universal Start for Genius® Wall

	MODEL NUMBER			
	Basic Model	Approx. Packaged Weight	Delivered Pricing	
 HRDPT	MODEL			
	Universal Start	UNGUS	1.0#	\$ 25
	• Attaches Unite® at a corner, inline, or 3-Way condition of a GeniusI® Wall section			
	• Includes all hardware necessary for attachment			
	• Universal Start is drilled directly into, and permanently alters, Genius® trim			
	• Wall start does not impact or require any additional Genius® specification			
	• Retrofittable to most standard Genius® trim sections			
	• For use with unloaded panels only			
		A		

HOW TO ORDER

Indicate the following information on order form:

1. Quantity of each item.
2. Model number, including options. See “How To Build a Model Number”.
3. Any special service required.

Note:

- The ☐ indicates that a choice is required.
- The absence of the ☐ indicates that no choice is required.
- Alpha-numeric characters in place of ☐ indicate that no other alternatives are available.

HOW TO BUILD A MODEL NUMBER

A Select basic model.

SPECIAL SERVICES

Special Carton Marking

With specially marked information N/C

Shipping

Ships **knocked down, FOB Manitowoc, WI 54220, freight prepaid.** Freight class 70.

Specifications and prices are subject to change without prior notice.


Preconfigured Intersections

Wall Track



Preconfigured Intersections

Wall Track

		MODEL NUMBER			
		Basic Model	Trim Color		
MODEL	W x H x D			Approx. Packaged Weight	Delivered Pricing
 HRDPT	Wall Track <ul style="list-style-type: none">• Double slotted track accommodates wall mounting of overhead components and worksurfaces• Steel construction with painted finish• Appropriate wall anchor to drywall must be provided by contractor	1-1/4 x 30 x 1"	UNWT30	<input type="checkbox"/> <input type="checkbox"/>	3.0#
		1-1/4 x 64 x 1"	UNWT64	<input type="checkbox"/> <input type="checkbox"/>	5.0#
		A	B		

HOW TO ORDER

Indicate the following information on order form:

1. Quantity of each item.
2. Model number, including options. See "How To Build a Model Number".
3. Any special service required.

Note:

- The ☐ indicates that a choice is required.
- The absence of the ☐ indicates that no choice is required.
- Alpha-numeric characters in place of ☐ indicate that no other alternatives are available.

HOW TO BUILD A MODEL NUMBER

- A** Select basic model.
- B** Select trim color. Refer to the **Product Color Options** page in this price list.

SPECIAL SERVICES

Special Carton Marking

With specially marked information N/C

Shipping

Ships **knocked down, FOB Manitowoc, WI 54220, freight prepaid.** Freight class 70.

Specifications and prices are subject to change without prior notice.

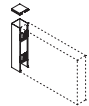
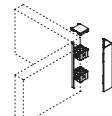
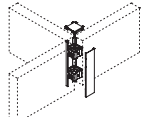
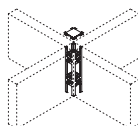
Preconfigured Stackable Intersections

90° 1-Way, 2-Way, 3-Way and 4-Way



Preconfigured Stackable Intersections

90° 1-Way, 2-Way, 3-Way and 4-Way

		MODEL NUMBER				
		Basic Model	Top Cap Style	Trim Color		
MODEL	H				Approx. Packaged Weight	Delivered Pricing
 UST	16	U1W90S16	F	<input type="checkbox"/> <input type="checkbox"/>	4.6#	\$ 156
 UST	16	U2W90S16	F	<input type="checkbox"/> <input type="checkbox"/>	5.0#	\$ 133
 UST	16	U3W90S16	F	<input type="checkbox"/> <input type="checkbox"/>	4.8#	\$ 135
 UST	16	U4W90S16	F	<input type="checkbox"/> <input type="checkbox"/>	4.9#	\$ 131
		A	B	C		

HOW TO ORDER

Indicate the following information on order form:

- Quantity of each item.
- Model number, including options. See “How To Build a Model Number”.
- Any special service required.

Note:

- The ☐ indicates that a choice is required.
- The absence of the ☐ indicates that no choice is required.
- Alpha-numeric characters in place of ☐ indicate that no other alternatives are available.

HOW TO BUILD A MODEL NUMBER

- A** Select basic model.
- B** Select top cap style.
F - Flat trim (std)
- C** Select trim color.
Refer to the **Product Color Options** page in this price list.

SPECIAL SERVICES

Special Carton Marking

With specially marked information N/C

Shipping

Ships **knocked down, FOB Manitowoc, WI 54220, freight prepaid.** Freight class 70.

Specifications and prices are subject to change without prior notice.

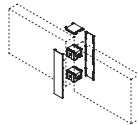
Preconfigured Stackable Intersections

2-Way 180° In-Line Spacer



Preconfigured Stackable Intersections

2-Way 180° In-Line Spacer

		MODEL NUMBER				
		Basic Model	Top Cap Style	Trim Color		
MODEL	H				Approx. Packaged Weight	Delivered Pricing
 UST	16	U2W180S16	<input type="checkbox"/>	<input type="checkbox"/> <input type="checkbox"/>	5.5#	\$ 139
		A	B	C		

HOW TO ORDER

Indicate the following information on order form:

- Quantity of each item.
- Model number, including options. See “How To Build a Model Number”.
- Any special service required.

Note:

- The ☐ indicates that a choice is required.
- The absence of the ☐ indicates that no choice is required.
- Alpha-numeric characters in place of ☐ indicate that no other alternatives are available.

HOW TO BUILD A MODEL NUMBER

- A** Select basic model.
- B** Select top cap style.
F - Flat trim (std)
- C** Select trim color.
Refer to the **Product Color Options** page in this price list.

SPECIAL SERVICES

Special Carton Marking

With specially marked information N/C

Shipping

Ships **knocked down, FOB Manitowoc, WI 54220, freight prepaid.** Freight class 70.

Specifications and prices are subject to change without prior notice.

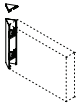
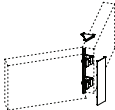
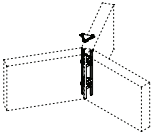
Preconfigured Stackable Intersections

120° 1-Way, 2-Way, 3-Way and 4-Way



Preconfigured Stackable Intersections

120° 1-Way, 2-Way, 3-Way and 4-Way

		MODEL NUMBER				
		Basic Model	Top Cap Style	Trim Color		
MODEL	H				Approx. Packaged Weight	Delivered Pricing
 UST	16	U1W120S16	<input type="checkbox"/>	<input type="checkbox"/>	3.3#	\$ 172
 UST	16	U2W120S16	<input type="checkbox"/>	<input type="checkbox"/>	3.4#	\$ 383
 UST	16	U3W120S16	<input type="checkbox"/>	<input type="checkbox"/>	3.5#	\$ 372
		A	B	C		

HOW TO ORDER

Indicate the following information on order form:

- Quantity of each item.
- Model number, including options. See “How To Build a Model Number”.
- Any special service required.

Note:

- The ☐ indicates that a choice is required.
- The absence of the ☐ indicates that no choice is required.
- Alpha-numeric characters in place of ☐ indicate that no other alternatives are available.

HOW TO BUILD A MODEL NUMBER

- A** Select basic model.
- B** Select top cap style.
F - Flat trim (std)
- C** Select trim color.
Refer to the **Product Color Options** page in this price list.

SPECIAL SERVICES

Special Carton Marking

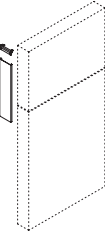
With specially marked information N/C

Shipping

Ships **knocked down, FOB Manitowoc, WI 54220, freight prepaid.** Freight class 70.

Specifications and prices are subject to change without prior notice.



		MODEL NUMBER			
		Basic Model	Trim Color		
MODEL	H			Approx. Packaged Weight	Delivered Pricing
 UST	End-of-Run Trim - Stacking Section <ul style="list-style-type: none">• Additive vertical trim portion for placement directly above a lower section of end of run trim• Includes end cap	16"	UEORS16	<input type="checkbox"/> <input type="checkbox"/>	2.5#
		A	B		

HOW TO ORDER

Indicate the following information on order form:

1. Quantity of each item.
2. Model number, including options. See “How To Build a Model Number”.
3. Any special service required.

Note:

- The ☐ indicates that a choice is required.
- The absence of the ☐ indicates that no choice is required.
- Alpha-numeric characters in place of ☐ indicate that no other alternatives are available.

HOW TO BUILD A MODEL NUMBER

- A** Select basic model.
- B** Select trim color. Refer to the **Product Color Options** page in this price list. Metallic finish not available.

SPECIAL SERVICES

Special Carton Marking

With specially marked information N/C

Shipping
Ships **knocked down, FOB Manitowoc, WI 54220, freight prepaid.** Freight class 70.

Specifications and prices are subject to change without prior notice.

High-Pressure Laminate Gallery Panels

End of Run Dual-Sided



High-Pressure Laminate Gallery Panels

End of Run Dual-Sided

			MODEL NUMBER							
MODEL	Exposed Width/Side	W x H	Basic Model	Trim Color	Surface Finish	Edge Color	Approx. Packaged Weight	Delivered Pricing		
<p>UGPH</p>	Dual-Sided Single-Piece	24-1/4	52x32"	UGHEDV4832	□□□	□□□	□□□	55.7#	\$ 661	
	• For installation at end of run "T" conditions only	24-1/4	52x40"	UGHEDV4840	□□□	□□□	□□□	69.3#	827	
	• Balanced two-piece high-pressure laminate and particleboard construction with continuous polypropylene edge band	24-1/4	52x48"	UGHEDV4848	□□□	□□□	□□□	83.0#	950	
	• Overall width spans nominal exposed panel widths from both sides, and panel thickness	24-1/4	52x56"	UGHEDV4856	□□□	□□□	□□□	96.6#	977	
	• Includes adjustable glides and all attachment hardware	24-1/4	52x64"	UGHEDV4864	□□□	□□□	□□□	110.2#	1106	
	• Vertical grain direction									
			A	B	C	D				

HOW TO ORDER

Indicate the following information on order form:

1. Quantity of each item.
2. Model number, including options. See "How To Build a Model Number".
3. Any special service required.

Note: • The ☐ indicates that a choice is required.

- The absence of the ☐ indicates that no choice is required.
- Alpha-numeric characters in place of ☐ indicate that no other alternatives are available.

HOW TO BUILD A MODEL NUMBER

- A** Select basic model.
- B** Select trim color.
Refer to the **Product Color Options** page in this price list.
- C** Select surface finish.
Refer to the **Product Color Options** page in this price list.
Surface finish offerings are based on edge style selections.
- D** Select edge color.
Refer to the **Product Color Options** page in this price list.

SPECIAL SERVICES

Special Carton Marking

With specially marked information N/C

Shipping

Ships knocked down, FOB Manitowoc, WI 54220, freight prepaid. Freight class 70.

Specifications and prices are subject to change without prior notice.

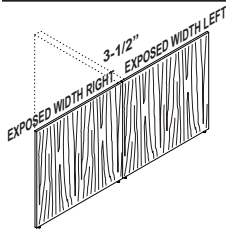
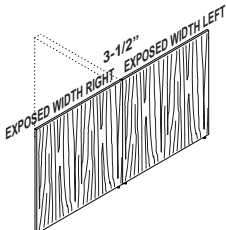
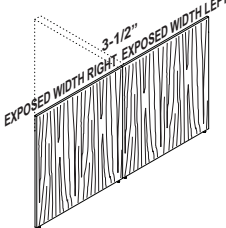
High-Pressure Laminate Gallery Panels

End of Run Dual-Sided, Two-piece Construction



High-Pressure Laminate Gallery Panels

End of Run Dual-Sided, Two-piece Construction

				MODEL NUMBER					
MODEL		Exposed Width/Side	W x H	Basic Model	Trim Color	Surface Finish	Edge Color	Approx. Packaged Weight	Delivered Pricing
 UGPH	Dual-Sided Two Piece 32" High <ul style="list-style-type: none">For installation at end of run "T" conditions onlyBalanced two-piece high-pressure laminate and particleboard construction with continuous polypropylene edge bandOverall width spans nominal exposed panel widths from both sides, and panel thicknessIncludes adjustable glides and all attachment hardwareVertical grain direction; grain pattern is not matched	30-1/4	64x32"	UGHEDV26032	<input type="checkbox"/> <input type="checkbox"/> <input type="checkbox"/>	<input type="checkbox"/> <input type="checkbox"/> <input type="checkbox"/>	<input type="checkbox"/> <input type="checkbox"/> <input type="checkbox"/>	58.8#	\$ 1015
		36-1/4	76x32"	UGHEDV27232	<input type="checkbox"/> <input type="checkbox"/> <input type="checkbox"/>	<input type="checkbox"/> <input type="checkbox"/> <input type="checkbox"/>	<input type="checkbox"/> <input type="checkbox"/> <input type="checkbox"/>	69.0#	1202
		42-1/4	88x32"	UGHEDV28432	<input type="checkbox"/> <input type="checkbox"/> <input type="checkbox"/>	<input type="checkbox"/> <input type="checkbox"/> <input type="checkbox"/>	<input type="checkbox"/> <input type="checkbox"/> <input type="checkbox"/>	79.1#	1235
		48-1/4	100x32"	UGHEDV29632	<input type="checkbox"/> <input type="checkbox"/> <input type="checkbox"/>	<input type="checkbox"/> <input type="checkbox"/> <input type="checkbox"/>	<input type="checkbox"/> <input type="checkbox"/> <input type="checkbox"/>	89.2#	1379
		54-1/4	112x32"	UGHEDV210832	<input type="checkbox"/> <input type="checkbox"/> <input type="checkbox"/>	<input type="checkbox"/> <input type="checkbox"/> <input type="checkbox"/>	<input type="checkbox"/> <input type="checkbox"/> <input type="checkbox"/>	99.3#	1411
 UGPH	Dual-Sided Two Piece 40" High	30-1/4	64x40"	UGHEDV26040	<input type="checkbox"/> <input type="checkbox"/> <input type="checkbox"/>	<input type="checkbox"/> <input type="checkbox"/> <input type="checkbox"/>	<input type="checkbox"/> <input type="checkbox"/> <input type="checkbox"/>	73.1#	\$ 1228
		36-1/4	76x40"	UGHEDV27240	<input type="checkbox"/> <input type="checkbox"/> <input type="checkbox"/>	<input type="checkbox"/> <input type="checkbox"/> <input type="checkbox"/>	<input type="checkbox"/> <input type="checkbox"/> <input type="checkbox"/>	85.7#	1408
		42-1/4	88x40"	UGHEDV28440	<input type="checkbox"/> <input type="checkbox"/> <input type="checkbox"/>	<input type="checkbox"/> <input type="checkbox"/> <input type="checkbox"/>	<input type="checkbox"/> <input type="checkbox"/> <input type="checkbox"/>	98.3#	1440
		48-1/4	100x40"	UGHEDV29640	<input type="checkbox"/> <input type="checkbox"/> <input type="checkbox"/>	<input type="checkbox"/> <input type="checkbox"/> <input type="checkbox"/>	<input type="checkbox"/> <input type="checkbox"/> <input type="checkbox"/>	110.9#	1706
		54-1/4	112x40"	UGHEDV210840	<input type="checkbox"/> <input type="checkbox"/> <input type="checkbox"/>	<input type="checkbox"/> <input type="checkbox"/> <input type="checkbox"/>	<input type="checkbox"/> <input type="checkbox"/> <input type="checkbox"/>	123.5#	1737
 UGPH	Dual-Sided Two Piece 48" High	30-1/4	64x48"	UGHEDV26048	<input type="checkbox"/> <input type="checkbox"/> <input type="checkbox"/>	<input type="checkbox"/> <input type="checkbox"/> <input type="checkbox"/>	<input type="checkbox"/> <input type="checkbox"/> <input type="checkbox"/>	87.3#	\$ 1389
		36-1/4	76x48"	UGHEDV27248	<input type="checkbox"/> <input type="checkbox"/> <input type="checkbox"/>	<input type="checkbox"/> <input type="checkbox"/> <input type="checkbox"/>	<input type="checkbox"/> <input type="checkbox"/> <input type="checkbox"/>	102.4#	1693
		42-1/4	88x48"	UGHEDV28448	<input type="checkbox"/> <input type="checkbox"/> <input type="checkbox"/>	<input type="checkbox"/> <input type="checkbox"/> <input type="checkbox"/>	<input type="checkbox"/> <input type="checkbox"/> <input type="checkbox"/>	117.5#	1726
		48-1/4	100x48"	UGHEDV29648	<input type="checkbox"/> <input type="checkbox"/> <input type="checkbox"/>	<input type="checkbox"/> <input type="checkbox"/> <input type="checkbox"/>	<input type="checkbox"/> <input type="checkbox"/> <input type="checkbox"/>	132.6#	1944
		54-1/4	112x48"	UGHEDV210848	<input type="checkbox"/> <input type="checkbox"/> <input type="checkbox"/>	<input type="checkbox"/> <input type="checkbox"/> <input type="checkbox"/>	<input type="checkbox"/> <input type="checkbox"/> <input type="checkbox"/>	147.7#	1975

A

B

C

D

A

B

C

D

HOW TO ORDER

- Indicate the following information on order form:
- Quantity of each item.
 - Model number, including options. See "How To Build a Model Number".
 - Any special service required.

Note:

- The ☐ indicates that a choice is required.
- The absence of the ☐ indicates that no choice is required.
- Alpha-numeric characters in place of ☐ indicate that no other alternatives are available.

HOW TO BUILD A MODEL NUMBER

- A** Select basic model.
- B** Select trim color.
Refer to the **Product Color Options** page in this price list.
- C** Select surface finish.
Refer to the **Product Color Options** page in this price list.
Surface finish offerings are based on edge style selections.
- D** Select edge color.
Refer to the **Product Color Options** page in this price list.

SPECIAL SERVICES

Special Carton Marking

With specially marked information N/C

Shipping
Ships **knocked down, FOB Manitowoc, WI 54220, freight prepaid.** Freight class 70.

Specifications and prices are subject to change without prior notice.

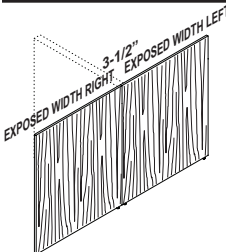
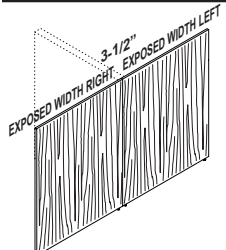
High-Pressure Laminate Gallery Panels

End of Run Dual-Sided, Two-piece Construction



High-Pressure Laminate Gallery Panels

End of Run Dual-Sided, Two-piece Construction

				MODEL NUMBER						
				Basic Model	Trim Color	Surface Finish	Edge Color			
MODEL				Exposed Width/Side	W x H				Approx. Packaged Weight	Delivered Pricing
 UGPH	Dual-Sided Two Piece 56" High <ul style="list-style-type: none">For installation at end of run "T" conditions onlyBalanced two-piece high-pressure laminate and particleboard construction with continuous polypropylene edge bandOverall width spans nominal exposed panel widths from both sides, and panel thicknessIncludes adjustable glides and all attachment hardwareVertical grain direction; grain pattern is not matched	30-1/4	64x56"	UGHEDV26056	<input type="checkbox"/> <input type="checkbox"/> <input type="checkbox"/>	<input type="checkbox"/> <input type="checkbox"/> <input type="checkbox"/>	<input type="checkbox"/> <input type="checkbox"/> <input type="checkbox"/>	101.8#	\$ 1462	
		36-1/4	76x56"	UGHEDV27256	<input type="checkbox"/> <input type="checkbox"/> <input type="checkbox"/>	<input type="checkbox"/> <input type="checkbox"/> <input type="checkbox"/>	<input type="checkbox"/> <input type="checkbox"/> <input type="checkbox"/>	119.2#	1763	
		42-1/4	88x56"	UGHEDV28456	<input type="checkbox"/> <input type="checkbox"/> <input type="checkbox"/>	<input type="checkbox"/> <input type="checkbox"/> <input type="checkbox"/>	<input type="checkbox"/> <input type="checkbox"/> <input type="checkbox"/>	136.8#	1796	
		48-1/4	100x56"	UGHEDV29656	<input type="checkbox"/> <input type="checkbox"/> <input type="checkbox"/>	<input type="checkbox"/> <input type="checkbox"/> <input type="checkbox"/>	<input type="checkbox"/> <input type="checkbox"/> <input type="checkbox"/>	154.6#	2015	
		54-1/4	112x56"	UGHEDV210856	<input type="checkbox"/> <input type="checkbox"/> <input type="checkbox"/>	<input type="checkbox"/> <input type="checkbox"/> <input type="checkbox"/>	<input type="checkbox"/> <input type="checkbox"/> <input type="checkbox"/>	172.0#	2047	
 UGPH	Dual-Sided Two Piece 64" High	30-1/4	64x64"	UGHEDV26064	<input type="checkbox"/> <input type="checkbox"/> <input type="checkbox"/>	<input type="checkbox"/> <input type="checkbox"/> <input type="checkbox"/>	<input type="checkbox"/> <input type="checkbox"/> <input type="checkbox"/>	115.8#	\$ 1630	
		36-1/4	76x64"	UGHEDV27264	<input type="checkbox"/> <input type="checkbox"/> <input type="checkbox"/>	<input type="checkbox"/> <input type="checkbox"/> <input type="checkbox"/>	<input type="checkbox"/> <input type="checkbox"/> <input type="checkbox"/>	135.9#	1970	
		42-1/4	88x64"	UGHEDV28464	<input type="checkbox"/> <input type="checkbox"/> <input type="checkbox"/>	<input type="checkbox"/> <input type="checkbox"/> <input type="checkbox"/>	<input type="checkbox"/> <input type="checkbox"/> <input type="checkbox"/>	156.0#	1998	
		48-1/4	100x64"	UGHEDV29664	<input type="checkbox"/> <input type="checkbox"/> <input type="checkbox"/>	<input type="checkbox"/> <input type="checkbox"/> <input type="checkbox"/>	<input type="checkbox"/> <input type="checkbox"/> <input type="checkbox"/>	176.1#	2254	
		54-1/4	112x64"	UGHEDV210864	<input type="checkbox"/> <input type="checkbox"/> <input type="checkbox"/>	<input type="checkbox"/> <input type="checkbox"/> <input type="checkbox"/>	<input type="checkbox"/> <input type="checkbox"/> <input type="checkbox"/>	196.2#	2286	
				A	B	C	D			

HOW TO ORDER

Indicate the following information on order form:

- Quantity of each item.
- Model number, including options. See "How To Build a Model Number".
- Any special service required.

Note:

- The ☐ indicates that a choice is required.
- The absence of the ☐ indicates that no choice is required.
- Alpha-numeric characters in place of ☐ indicate that no other alternatives are available.

HOW TO BUILD A MODEL NUMBER

- A** Select basic model.
- B** Select trim color. Refer to the **Product Color Options** page in this price list.
- C** Select surface finish. Refer to the **Product Color Options** page in this price list. Surface finish offerings are based on edge style selections.
- D** Select edge color. Refer to the **Product Color Options** page in this price list.

SPECIAL SERVICES

Special Carton Marking

With specially marked information N/C

Shipping

Ships **knocked down, FOB Manitowoc, WI 54220, freight prepaid.** Freight class 70.

Specifications and prices are subject to change without prior notice.

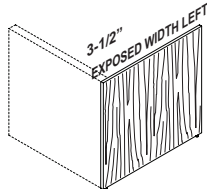
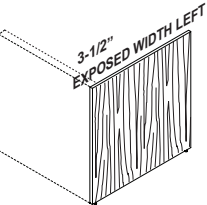
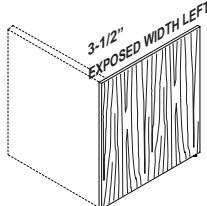
High-Pressure Laminate Gallery Panels

End of Run Single-Sided-Left



High-Pressure Laminate Gallery Panels

End of Run Single-Sided-Left

				MODEL NUMBER					
MODEL		Exposed Width/Side	W x H	Basic Model	Trim Color	Surface Finish	Edge Color	Approx. Packaged Weight	Delivered Pricing
	End of Run-Left 32" High <ul style="list-style-type: none">For installation on left side of workstation, perpendicular to panel runBalanced high-pressure laminate and particleboard construction with continuous polypropylene edge bandExposed width is size-matched to nominal panel widthIncludes adjustable glides and all attachment hardwareVertical grain direction	24-1/4	27-3/4x32"	UGHESVL2432	<input type="checkbox"/> <input type="checkbox"/> <input type="checkbox"/>	<input type="checkbox"/> <input type="checkbox"/> <input type="checkbox"/>	<input type="checkbox"/> <input type="checkbox"/> <input type="checkbox"/>	31.6#	\$ 437
		30-1/4	33-3/4x32"	UGHESVL3032	<input type="checkbox"/> <input type="checkbox"/> <input type="checkbox"/>	<input type="checkbox"/> <input type="checkbox"/> <input type="checkbox"/>	<input type="checkbox"/> <input type="checkbox"/> <input type="checkbox"/>	37.5#	480
		36-1/4	39-3/4x32"	UGHESVL3632	<input type="checkbox"/> <input type="checkbox"/> <input type="checkbox"/>	<input type="checkbox"/> <input type="checkbox"/> <input type="checkbox"/>	<input type="checkbox"/> <input type="checkbox"/> <input type="checkbox"/>	43.5#	573
		42-1/4	45-3/4x32"	UGHESVL4232	<input type="checkbox"/> <input type="checkbox"/> <input type="checkbox"/>	<input type="checkbox"/> <input type="checkbox"/> <input type="checkbox"/>	<input type="checkbox"/> <input type="checkbox"/> <input type="checkbox"/>	49.4#	589
		48-1/4	51-3/4x32"	UGHESVL4832	<input type="checkbox"/> <input type="checkbox"/> <input type="checkbox"/>	<input type="checkbox"/> <input type="checkbox"/> <input type="checkbox"/>	<input type="checkbox"/> <input type="checkbox"/> <input type="checkbox"/>	55.4#	652
		54-1/4	57-3/4x32"	UGHESVL5432	<input type="checkbox"/> <input type="checkbox"/> <input type="checkbox"/>	<input type="checkbox"/> <input type="checkbox"/> <input type="checkbox"/>	<input type="checkbox"/> <input type="checkbox"/> <input type="checkbox"/>	61.4#	668
UGPH									
	End of Run-Left 40" High	24-1/4	27-3/4x40"	UGHESVL2440	<input type="checkbox"/> <input type="checkbox"/> <input type="checkbox"/>	<input type="checkbox"/> <input type="checkbox"/> <input type="checkbox"/>	<input type="checkbox"/> <input type="checkbox"/> <input type="checkbox"/>	39.3#	\$ 535
		30-1/4	33-3/4x40"	UGHESVL3040	<input type="checkbox"/> <input type="checkbox"/> <input type="checkbox"/>	<input type="checkbox"/> <input type="checkbox"/> <input type="checkbox"/>	<input type="checkbox"/> <input type="checkbox"/> <input type="checkbox"/>	46.7#	587
		36-1/4	39-3/4x40"	UGHESVL3640	<input type="checkbox"/> <input type="checkbox"/> <input type="checkbox"/>	<input type="checkbox"/> <input type="checkbox"/> <input type="checkbox"/>	<input type="checkbox"/> <input type="checkbox"/> <input type="checkbox"/>	54.2#	679
		42-1/4	45-3/4x40"	UGHESVL4240	<input type="checkbox"/> <input type="checkbox"/> <input type="checkbox"/>	<input type="checkbox"/> <input type="checkbox"/> <input type="checkbox"/>	<input type="checkbox"/> <input type="checkbox"/> <input type="checkbox"/>	61.6#	695
		48-1/4	51-3/4x40"	UGHESVL4840	<input type="checkbox"/> <input type="checkbox"/> <input type="checkbox"/>	<input type="checkbox"/> <input type="checkbox"/> <input type="checkbox"/>	<input type="checkbox"/> <input type="checkbox"/> <input type="checkbox"/>	69.0#	812
		54-1/4	57-3/4x40"	UGHESVL5440	<input type="checkbox"/> <input type="checkbox"/> <input type="checkbox"/>	<input type="checkbox"/> <input type="checkbox"/> <input type="checkbox"/>	<input type="checkbox"/> <input type="checkbox"/> <input type="checkbox"/>	76.5#	828
UGPH									
	End of Run-Left 48" High	24-1/4	27-3/4x48"	UGHESVL2448	<input type="checkbox"/> <input type="checkbox"/> <input type="checkbox"/>	<input type="checkbox"/> <input type="checkbox"/> <input type="checkbox"/>	<input type="checkbox"/> <input type="checkbox"/> <input type="checkbox"/>	47.0#	\$ 612
		30-1/4	33-3/4x48"	UGHESVL3048	<input type="checkbox"/> <input type="checkbox"/> <input type="checkbox"/>	<input type="checkbox"/> <input type="checkbox"/> <input type="checkbox"/>	<input type="checkbox"/> <input type="checkbox"/> <input type="checkbox"/>	55.9#	675
		36-1/4	39-3/4x48"	UGHESVL3648	<input type="checkbox"/> <input type="checkbox"/> <input type="checkbox"/>	<input type="checkbox"/> <input type="checkbox"/> <input type="checkbox"/>	<input type="checkbox"/> <input type="checkbox"/> <input type="checkbox"/>	64.8#	826
		42-1/4	45-3/4x48"	UGHESVL4248	<input type="checkbox"/> <input type="checkbox"/> <input type="checkbox"/>	<input type="checkbox"/> <input type="checkbox"/> <input type="checkbox"/>	<input type="checkbox"/> <input type="checkbox"/> <input type="checkbox"/>	73.7#	842
		48-1/4	51-3/4x48"	UGHESVL4848	<input type="checkbox"/> <input type="checkbox"/> <input type="checkbox"/>	<input type="checkbox"/> <input type="checkbox"/> <input type="checkbox"/>	<input type="checkbox"/> <input type="checkbox"/> <input type="checkbox"/>	82.6#	847
		54-1/4	57-3/4x48"	UGHESVL5448	<input type="checkbox"/> <input type="checkbox"/> <input type="checkbox"/>	<input type="checkbox"/> <input type="checkbox"/> <input type="checkbox"/>	<input type="checkbox"/> <input type="checkbox"/> <input type="checkbox"/>	91.6#	862
UGPH									
				A	B	C	D		

HOW TO ORDER

Indicate the following information on order form:

- Quantity of each item.
- Model number, including options. See "How To Build a Model Number".
- Any special service required.

Note:

- The ☐ indicates that a choice is required.
- The absence of the ☐ indicates that no choice is required.
- Alpha-numeric characters in place of ☐ indicate that no other alternatives are available.

HOW TO BUILD A MODEL NUMBER

- A**Select basic model.
- B**Select trim color.
Refer to the **Product Color Options** page in this price list.
- C**Select surface finish.
Refer to the **Product Color Options** page in this price list.
Surface finish offerings are based on edge style selections.
- D**Select edge color.
Refer to the **Product Color Options** page in this price list.

SPECIAL SERVICES

Special Carton Marking

With specially marked informationN/C

Shipping

Ships **knocked down, FOB Manitowoc, WI 54220, freight prepaid.** Freight class 70.

Specifications and prices are subject to change without prior notice.

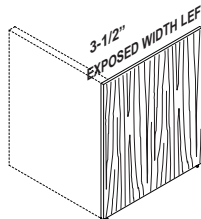
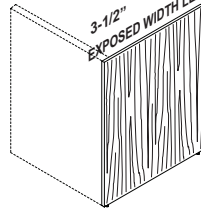
High-Pressure Laminate Gallery Panels

End of Run Single-Sided-Left



High-Pressure Laminate Gallery Panels

End of Run Single-Sided-Left

				MODEL NUMBER							
MODEL				Exposed Width/Side	W x H	Basic Model	Trim Color	Surface Finish	Edge Color	Approx. Packaged Weight	Delivered Pricing
	End of Run-Left 56" High			24-1/4	27-3/4x56"	UGHESVL2456	<input type="checkbox"/> <input type="checkbox"/> <input type="checkbox"/>	<input type="checkbox"/> <input type="checkbox"/> <input type="checkbox"/>	<input type="checkbox"/> <input type="checkbox"/> <input type="checkbox"/>	54.7#	\$ 638
	<ul style="list-style-type: none">For installation on left side of workstation, perpendicular to panel run			30-1/4	33-3/4x56"	UGHESVL3056	<input type="checkbox"/> <input type="checkbox"/> <input type="checkbox"/>	<input type="checkbox"/> <input type="checkbox"/> <input type="checkbox"/>	<input type="checkbox"/> <input type="checkbox"/> <input type="checkbox"/>	65.1#	702
	<ul style="list-style-type: none">Balanced high-pressure laminate and particleboard construction with continuous polypropylene edge band			36-1/4	39-3/4x56"	UGHESVL3656	<input type="checkbox"/> <input type="checkbox"/> <input type="checkbox"/>	<input type="checkbox"/> <input type="checkbox"/> <input type="checkbox"/>	<input type="checkbox"/> <input type="checkbox"/> <input type="checkbox"/>	75.5#	853
	<ul style="list-style-type: none">Exposed width is size-matched to nominal panel width			42-1/4	45-3/4x56"	UGHESVL4256	<input type="checkbox"/> <input type="checkbox"/> <input type="checkbox"/>	<input type="checkbox"/> <input type="checkbox"/> <input type="checkbox"/>	<input type="checkbox"/> <input type="checkbox"/> <input type="checkbox"/>	85.9#	869
	<ul style="list-style-type: none">Includes adjustable glides and all attachment hardware			48-1/4	51-3/4x56"	UGHESVL4856	<input type="checkbox"/> <input type="checkbox"/> <input type="checkbox"/>	<input type="checkbox"/> <input type="checkbox"/> <input type="checkbox"/>	<input type="checkbox"/> <input type="checkbox"/> <input type="checkbox"/>	96.3#	963
	<ul style="list-style-type: none">Vertical grain direction			54-1/4	57-3/4x56"	UGHESVL5456	<input type="checkbox"/> <input type="checkbox"/> <input type="checkbox"/>	<input type="checkbox"/> <input type="checkbox"/> <input type="checkbox"/>	<input type="checkbox"/> <input type="checkbox"/> <input type="checkbox"/>	106.7#	980
UGPH											
	End of Run-Left 64" High			24-1/4	27-3/4x64"	UGHESVL2464	<input type="checkbox"/> <input type="checkbox"/> <input type="checkbox"/>	<input type="checkbox"/> <input type="checkbox"/> <input type="checkbox"/>	<input type="checkbox"/> <input type="checkbox"/> <input type="checkbox"/>	62.4#	\$ 721
				30-1/4	33-3/4x64"	UGHESVL3064	<input type="checkbox"/> <input type="checkbox"/> <input type="checkbox"/>	<input type="checkbox"/> <input type="checkbox"/> <input type="checkbox"/>	<input type="checkbox"/> <input type="checkbox"/> <input type="checkbox"/>	74.3#	794
				36-1/4	39-3/4x64"	UGHESVL3664	<input type="checkbox"/> <input type="checkbox"/> <input type="checkbox"/>	<input type="checkbox"/> <input type="checkbox"/> <input type="checkbox"/>	<input type="checkbox"/> <input type="checkbox"/> <input type="checkbox"/>	86.2#	961
				42-1/4	45-3/4x64"	UGHESVL4264	<input type="checkbox"/> <input type="checkbox"/> <input type="checkbox"/>	<input type="checkbox"/> <input type="checkbox"/> <input type="checkbox"/>	<input type="checkbox"/> <input type="checkbox"/> <input type="checkbox"/>	98.0#	978
				48-1/4	51-3/4x64"	UGHESVL4864	<input type="checkbox"/> <input type="checkbox"/> <input type="checkbox"/>	<input type="checkbox"/> <input type="checkbox"/> <input type="checkbox"/>	<input type="checkbox"/> <input type="checkbox"/> <input type="checkbox"/>	109.9#	1107
				54-1/4	57-3/4x64"	UGHESVL5464	<input type="checkbox"/> <input type="checkbox"/> <input type="checkbox"/>	<input type="checkbox"/> <input type="checkbox"/> <input type="checkbox"/>	<input type="checkbox"/> <input type="checkbox"/> <input type="checkbox"/>	121.8#	1123
UGPH											
<div><div>A</div><div>B</div><div>C</div><div>D</div></div>											

A

B

C

D

HOW TO ORDER

Indicate the following information on order form:

- Quantity of each item.
- Model number, including options. See "How To Build a Model Number".
- Any special service required.

Note:

- The ☐ indicates that a choice is required.
- The absence of the ☐ indicates that no choice is required.
- Alpha-numeric characters in place of ☐ indicate that no other alternatives are available.

HOW TO BUILD A MODEL NUMBER

- A**Select basic model.
- B**Select trim color.
Refer to the **Product Color Options** page in this price list.
- C**Select surface finish.
Refer to the **Product Color Options** page in this price list.
Surface finish offerings are based on edge style selections.
- D**Select edge color.
Refer to the **Product Color Options** page in this price list.

SPECIAL SERVICES

Special Carton Marking

With specially marked information N/C

Shipping

Ships **knocked down, FOB Manitowoc, WI 54220, freight prepaid.** Freight class 70.

Specifications and prices are subject to change without prior notice.

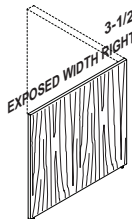
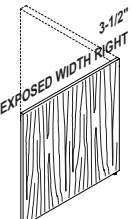
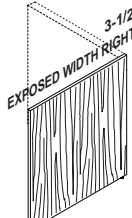
High-Pressure Laminate Gallery Panels

End of Run Single-Sided-Right



High-Pressure Laminate Gallery Panels

End of Run Single-Sided-Right

				MODEL NUMBER					
				Basic Model	Trim Color	Surface Finish	Edge Color	Approx. Packaged Weight	Delivered Pricing
MODEL				Exposed Width/Side	W x H				
	End of Run-Right 32" High <ul style="list-style-type: none">For installation on right side of workstation, perpendicular to panel runBalanced high-pressure laminate and particleboard construction with continuous polypropylene edge bandExposed width is size-matched to nominal panel widthIncludes adjustable glides and all attachment hardwareVertical grain direction	24-1/4	27-3/4x32"	UGHESVR2432	<input type="checkbox"/> <input type="checkbox"/> <input type="checkbox"/>	<input type="checkbox"/> <input type="checkbox"/> <input type="checkbox"/>	<input type="checkbox"/> <input type="checkbox"/> <input type="checkbox"/>	31.6#	\$ 437
		30-1/4	33-3/4x32"	UGHESVR3032	<input type="checkbox"/> <input type="checkbox"/> <input type="checkbox"/>	<input type="checkbox"/> <input type="checkbox"/> <input type="checkbox"/>	<input type="checkbox"/> <input type="checkbox"/> <input type="checkbox"/>	37.5#	480
		36-1/4	39-3/4x32"	UGHESVR3632	<input type="checkbox"/> <input type="checkbox"/> <input type="checkbox"/>	<input type="checkbox"/> <input type="checkbox"/> <input type="checkbox"/>	<input type="checkbox"/> <input type="checkbox"/> <input type="checkbox"/>	43.5#	573
		42-1/4	45-3/4x32"	UGHESVR4232	<input type="checkbox"/> <input type="checkbox"/> <input type="checkbox"/>	<input type="checkbox"/> <input type="checkbox"/> <input type="checkbox"/>	<input type="checkbox"/> <input type="checkbox"/> <input type="checkbox"/>	49.4#	589
		48-1/4	51-3/4x32"	UGHESVR4832	<input type="checkbox"/> <input type="checkbox"/> <input type="checkbox"/>	<input type="checkbox"/> <input type="checkbox"/> <input type="checkbox"/>	<input type="checkbox"/> <input type="checkbox"/> <input type="checkbox"/>	55.4#	652
		54-1/4	57-3/4x32"	UGHESVR5432	<input type="checkbox"/> <input type="checkbox"/> <input type="checkbox"/>	<input type="checkbox"/> <input type="checkbox"/> <input type="checkbox"/>	<input type="checkbox"/> <input type="checkbox"/> <input type="checkbox"/>	61.4#	668
UGPH									
	End of Run-Right 40" High	24-1/4	27-3/4x40"	UGHESVR2440	<input type="checkbox"/> <input type="checkbox"/> <input type="checkbox"/>	<input type="checkbox"/> <input type="checkbox"/> <input type="checkbox"/>	<input type="checkbox"/> <input type="checkbox"/> <input type="checkbox"/>	39.3#	\$ 535
		30-1/4	33-3/4x40"	UGHESVR3040	<input type="checkbox"/> <input type="checkbox"/> <input type="checkbox"/>	<input type="checkbox"/> <input type="checkbox"/> <input type="checkbox"/>	<input type="checkbox"/> <input type="checkbox"/> <input type="checkbox"/>	46.7#	587
		36-1/4	39-3/4x40"	UGHESVR3640	<input type="checkbox"/> <input type="checkbox"/> <input type="checkbox"/>	<input type="checkbox"/> <input type="checkbox"/> <input type="checkbox"/>	<input type="checkbox"/> <input type="checkbox"/> <input type="checkbox"/>	54.2#	679
		42-1/4	45-3/4x40"	UGHESVR4240	<input type="checkbox"/> <input type="checkbox"/> <input type="checkbox"/>	<input type="checkbox"/> <input type="checkbox"/> <input type="checkbox"/>	<input type="checkbox"/> <input type="checkbox"/> <input type="checkbox"/>	61.6#	695
		48-1/4	51-3/4x40"	UGHESVR4840	<input type="checkbox"/> <input type="checkbox"/> <input type="checkbox"/>	<input type="checkbox"/> <input type="checkbox"/> <input type="checkbox"/>	<input type="checkbox"/> <input type="checkbox"/> <input type="checkbox"/>	69.0#	812
		54-1/4	57-3/4x40"	UGHESVR5440	<input type="checkbox"/> <input type="checkbox"/> <input type="checkbox"/>	<input type="checkbox"/> <input type="checkbox"/> <input type="checkbox"/>	<input type="checkbox"/> <input type="checkbox"/> <input type="checkbox"/>	76.5#	828
UGPH									
	End of Run-Right 48" High	24-1/4	27-3/4x48"	UGHESVR2448	<input type="checkbox"/> <input type="checkbox"/> <input type="checkbox"/>	<input type="checkbox"/> <input type="checkbox"/> <input type="checkbox"/>	<input type="checkbox"/> <input type="checkbox"/> <input type="checkbox"/>	47.0#	\$ 612
		30-1/4	33-3/4x48"	UGHESVR3048	<input type="checkbox"/> <input type="checkbox"/> <input type="checkbox"/>	<input type="checkbox"/> <input type="checkbox"/> <input type="checkbox"/>	<input type="checkbox"/> <input type="checkbox"/> <input type="checkbox"/>	55.9#	675
		36-1/4	39-3/4x48"	UGHESVR3648	<input type="checkbox"/> <input type="checkbox"/> <input type="checkbox"/>	<input type="checkbox"/> <input type="checkbox"/> <input type="checkbox"/>	<input type="checkbox"/> <input type="checkbox"/> <input type="checkbox"/>	64.8#	826
		42-1/4	45-3/4x48"	UGHESVR4248	<input type="checkbox"/> <input type="checkbox"/> <input type="checkbox"/>	<input type="checkbox"/> <input type="checkbox"/> <input type="checkbox"/>	<input type="checkbox"/> <input type="checkbox"/> <input type="checkbox"/>	73.7#	842
		48-1/4	51-3/4x48"	UGHESVR4848	<input type="checkbox"/> <input type="checkbox"/> <input type="checkbox"/>	<input type="checkbox"/> <input type="checkbox"/> <input type="checkbox"/>	<input type="checkbox"/> <input type="checkbox"/> <input type="checkbox"/>	82.6#	847
		54-1/4	57-3/4x48"	UGHESVR5448	<input type="checkbox"/> <input type="checkbox"/> <input type="checkbox"/>	<input type="checkbox"/> <input type="checkbox"/> <input type="checkbox"/>	<input type="checkbox"/> <input type="checkbox"/> <input type="checkbox"/>	91.6#	862
UGPH									

A **B** **C** **D**

HOW TO ORDER

Indicate the following information on order form:

- Quantity of each item.
- Model number, including options. See "How To Build a Model Number".
- Any special service required.

Note:

- The ☐ indicates that a choice is required.
- The absence of the ☐ indicates that no choice is required.
- Alpha-numeric characters in place of ☐ indicate that no other alternatives are available.

HOW TO BUILD A MODEL NUMBER

- A** Select basic model.
- B** Select trim color.
Refer to the **Product Color Options** page in this price list.
- C** Select surface finish.
Refer to the **Product Color Options** page in this price list.
Surface finish offerings are based on edge style selections.
- D** Select edge color.
Refer to the **Product Color Options** page in this price list.

SPECIAL SERVICES

Special Carton Marking

With specially marked information N/C

Shipping

Ships **knocked down, FOB Manitowoc, WI 54220, freight prepaid.** Freight class 70.

Specifications and prices are subject to change without prior notice.

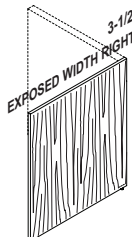
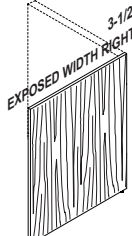
High-Pressure Laminate Gallery Panels

End of Run Single-Sided-Right



High-Pressure Laminate Gallery Panels

End of Run Single-Sided-Right

				MODEL NUMBER					
				Basic Model	Trim Color	Surface Finish	Edge Color	Approx. Packaged Weight	Delivered Pricing
MODEL				Exposed Width/Side	W x H				
	End of Run-Right 56" High			24-1/4	27-3/4x56"	UGHESVR2456	<input type="checkbox"/> <input type="checkbox"/> <input type="checkbox"/>	54.7#	\$ 638
	<ul style="list-style-type: none">For installation on right side of workstation, perpendicular to panel runBalanced high-pressure laminate and particleboard construction with continuous polypropylene edge bandExposed width is size-matched to nominal panel widthIncludes adjustable glides and all attachment hardwareVertical grain direction			30-1/4	33-3/4x56"	UGHESVR3056	<input type="checkbox"/> <input type="checkbox"/> <input type="checkbox"/>	65.1#	702
				36-1/4	39-3/4x56"	UGHESVR3656	<input type="checkbox"/> <input type="checkbox"/> <input type="checkbox"/>	75.5#	853
				42-1/4	45-3/4x56"	UGHESVR4256	<input type="checkbox"/> <input type="checkbox"/> <input type="checkbox"/>	85.9#	869
				48-1/4	51-3/4x56"	UGHESVR4856	<input type="checkbox"/> <input type="checkbox"/> <input type="checkbox"/>	96.3#	963
				54-1/4	57-3/4x56"	UGHESVR5456	<input type="checkbox"/> <input type="checkbox"/> <input type="checkbox"/>	106.7#	980
UGPH									
	End of Run-Right 64" High			24-1/4	27-3/4x64"	UGHESVR2464	<input type="checkbox"/> <input type="checkbox"/> <input type="checkbox"/>	62.4#	\$ 721
				30-1/4	33-3/4x64"	UGHESVR3064	<input type="checkbox"/> <input type="checkbox"/> <input type="checkbox"/>	74.3#	794
				36-1/4	39-3/4x64"	UGHESVR3664	<input type="checkbox"/> <input type="checkbox"/> <input type="checkbox"/>	86.2#	961
				42-1/4	45-3/4x64"	UGHESVR4264	<input type="checkbox"/> <input type="checkbox"/> <input type="checkbox"/>	98.0#	978
				48-1/4	51-3/4x64"	UGHESVR4864	<input type="checkbox"/> <input type="checkbox"/> <input type="checkbox"/>	109.9#	1107
				54-1/4	57-3/4x64"	UGHESVR5464	<input type="checkbox"/> <input type="checkbox"/> <input type="checkbox"/>	121.8#	1123
UGPH									

A **B** **C** **D**

HOW TO ORDER

- Indicate the following information on order form:
- Quantity of each item.
 - Model number, including options. See "How To Build a Model Number".
 - Any special service required.

Note:

- The ☐ indicates that a choice is required.
- The absence of the ☐ indicates that no choice is required.
- Alpha-numeric characters in place of ☐ indicate that no other alternatives are available.

HOW TO BUILD A MODEL NUMBER

- A** Select basic model.
- B** Select trim color.
Refer to the **Product Color Options** page in this price list.
- C** Select surface finish.
Refer to the **Product Color Options** page in this price list.
Surface finish offerings are based on edge style selections.
- D** Select edge color.
Refer to the **Product Color Options** page in this price list.

SPECIAL SERVICES

Special Carton Marking

With specially marked information N/C

Shipping

Ships **knocked down, FOB Manitowoc, WI 54220, freight prepaid.** Freight class 70.

Specifications and prices are subject to change without prior notice.

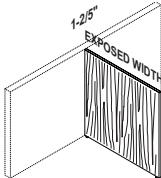
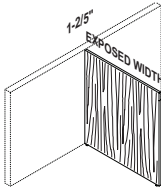
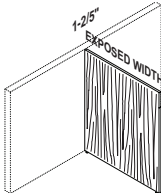
High-Pressure Laminate Gallery Panels

Divider



High-Pressure Laminate Gallery Panels

Divider

				MODEL NUMBER				
				Basic Model	Surface Finish	Edge Color		
MODEL				Exposed Width/Side	W x H		Approx. Packaged Weight	Delivered Pricing
 UGPH	Divider 32” High <ul style="list-style-type: none">For perpendicular installation at UGPDP intersection post conditions only, specified separately; may be installed on either or both sides of panel runBalanced high-pressure laminate and particleboard construction with continuous polypropylene edge bandExposed width is size-matched to nominal panel widthIncludes adjustable glides and all attachment hardwareVertical grain direction	24-1/4	25-1/4x32”	UGHDSV2432	<input type="checkbox"/> <input type="checkbox"/> <input type="checkbox"/>	<input type="checkbox"/> <input type="checkbox"/> <input type="checkbox"/>	24.6#	\$ 397
		30-1/4	31-1/4x32”	UGHDSV3032	<input type="checkbox"/> <input type="checkbox"/> <input type="checkbox"/>	<input type="checkbox"/> <input type="checkbox"/> <input type="checkbox"/>	30.5#	441
		36-1/4	37-1/4x32”	UGHDSV3632	<input type="checkbox"/> <input type="checkbox"/> <input type="checkbox"/>	<input type="checkbox"/> <input type="checkbox"/> <input type="checkbox"/>	36.4#	534
		42-1/4	43-1/4x32”	UGHDSV4232	<input type="checkbox"/> <input type="checkbox"/> <input type="checkbox"/>	<input type="checkbox"/> <input type="checkbox"/> <input type="checkbox"/>	42.3#	550
		48-1/4	49-1/4x32”	UGHDSV4832	<input type="checkbox"/> <input type="checkbox"/> <input type="checkbox"/>	<input type="checkbox"/> <input type="checkbox"/> <input type="checkbox"/>	48.1#	623
		54-1/4	55-1/4x32”	UGHDSV5432	<input type="checkbox"/> <input type="checkbox"/> <input type="checkbox"/>	<input type="checkbox"/> <input type="checkbox"/> <input type="checkbox"/>	54.0#	637
 UGPH	Divider 40” High	24-1/4	25-1/4x40”	UGHDSV2440	<input type="checkbox"/> <input type="checkbox"/> <input type="checkbox"/>	<input type="checkbox"/> <input type="checkbox"/> <input type="checkbox"/>	30.8#	\$ 483
		30-1/4	31-1/4x40”	UGHDSV3040	<input type="checkbox"/> <input type="checkbox"/> <input type="checkbox"/>	<input type="checkbox"/> <input type="checkbox"/> <input type="checkbox"/>	38.2#	537
		36-1/4	37-1/4x40”	UGHDSV3640	<input type="checkbox"/> <input type="checkbox"/> <input type="checkbox"/>	<input type="checkbox"/> <input type="checkbox"/> <input type="checkbox"/>	45.5#	628
		42-1/4	43-1/4x40”	UGHDSV4240	<input type="checkbox"/> <input type="checkbox"/> <input type="checkbox"/>	<input type="checkbox"/> <input type="checkbox"/> <input type="checkbox"/>	52.9#	645
		48-1/4	49-1/4x40”	UGHDSV4840	<input type="checkbox"/> <input type="checkbox"/> <input type="checkbox"/>	<input type="checkbox"/> <input type="checkbox"/> <input type="checkbox"/>	60.2#	777
		54-1/4	55-1/4x40”	UGHDSV5440	<input type="checkbox"/> <input type="checkbox"/> <input type="checkbox"/>	<input type="checkbox"/> <input type="checkbox"/> <input type="checkbox"/>	67.6#	794
 UGPH	Divider 48” High	24-1/4	25-1/4x48”	UGHDSV2448	<input type="checkbox"/> <input type="checkbox"/> <input type="checkbox"/>	<input type="checkbox"/> <input type="checkbox"/> <input type="checkbox"/>	37.0#	\$ 508
		30-1/4	31-1/4x48”	UGHDSV3048	<input type="checkbox"/> <input type="checkbox"/> <input type="checkbox"/>	<input type="checkbox"/> <input type="checkbox"/> <input type="checkbox"/>	45.8#	561
		36-1/4	37-1/4x48”	UGHDSV3648	<input type="checkbox"/> <input type="checkbox"/> <input type="checkbox"/>	<input type="checkbox"/> <input type="checkbox"/> <input type="checkbox"/>	54.6#	652
		42-1/4	43-1/4x48”	UGHDSV4248	<input type="checkbox"/> <input type="checkbox"/> <input type="checkbox"/>	<input type="checkbox"/> <input type="checkbox"/> <input type="checkbox"/>	63.4#	669
		48-1/4	49-1/4x48”	UGHDSV4848	<input type="checkbox"/> <input type="checkbox"/> <input type="checkbox"/>	<input type="checkbox"/> <input type="checkbox"/> <input type="checkbox"/>	72.3#	801
		54-1/4	55-1/4x48”	UGHDSV5448	<input type="checkbox"/> <input type="checkbox"/> <input type="checkbox"/>	<input type="checkbox"/> <input type="checkbox"/> <input type="checkbox"/>	81.1#	816

A

B

C

HOW TO ORDER

Indicate the following information on order form:

- Quantity of each item.
- Model number, including options. See “How To Build a Model Number”.
- Any special service required.

Note:

- The ☐ indicates that a choice is required.
- The absence of the ☐ indicates that no choice is required.
- Alpha-numeric characters in place of ☐ indicate that no other alternatives are available.

HOW TO BUILD A MODEL NUMBER

- A**Select basic model.
- B**Select surface finish.
Refer to the **Product Color Options** page in this price list.
Surface finish offerings are based on edge style selections.
- C**Select edge color.
Refer to the **Product Color Options** page in this price list.

SPECIAL SERVICES

Special Carton Marking

With specially marked information N/C

Shipping
Ships **knocked down, FOB Manitowoc, WI 54220, freight prepaid.** Freight class 70.

Specifications and prices are subject to change without prior notice.

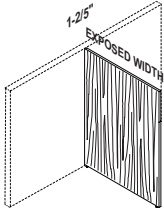
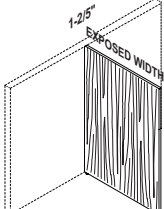
High-Pressure Laminate Gallery Panels

Divider



High-Pressure Laminate Gallery Panels

Divider

				MODEL NUMBER				
				Basic Model	Surface Finish	Edge Color		
MODEL				Exposed Width/Side	W x H		Approx. Packaged Weight	Delivered Pricing
	Divider 56" High <ul style="list-style-type: none">For perpendicular installation at UGPDP intersection post conditions only, specified separately; may be installed on either or both sides of panel runBalanced high-pressure laminate and particleboard construction with continuous polypropylene edge bandExposed width is size-matched to nominal panel widthIncludes adjustable glides and all attachment hardwareVertical grain direction	24-1/4	25-1/4x56"	UGHDSV2456	<input type="checkbox"/> <input type="checkbox"/> <input type="checkbox"/>	<input type="checkbox"/> <input type="checkbox"/> <input type="checkbox"/>	43.1#	\$ 575
		30-1/4	31-1/4x56"	UGHDSV3056	<input type="checkbox"/> <input type="checkbox"/> <input type="checkbox"/>	<input type="checkbox"/> <input type="checkbox"/> <input type="checkbox"/>	53.4#	637
		36-1/4	37-1/4x56"	UGHDSV3656	<input type="checkbox"/> <input type="checkbox"/> <input type="checkbox"/>	<input type="checkbox"/> <input type="checkbox"/> <input type="checkbox"/>	63.7#	789
		42-1/4	43-1/4x56"	UGHDSV4256	<input type="checkbox"/> <input type="checkbox"/> <input type="checkbox"/>	<input type="checkbox"/> <input type="checkbox"/> <input type="checkbox"/>	74.0#	804
		48-1/4	49-1/4x56"	UGHDSV4856	<input type="checkbox"/> <input type="checkbox"/> <input type="checkbox"/>	<input type="checkbox"/> <input type="checkbox"/> <input type="checkbox"/>	84.3#	914
		54-1/4	55-1/4x56"	UGHDSV5456	<input type="checkbox"/> <input type="checkbox"/> <input type="checkbox"/>	<input type="checkbox"/> <input type="checkbox"/> <input type="checkbox"/>	94.6#	931
	Divider 64" High	24-1/4	25-1/4x64"	UGHDSV2464	<input type="checkbox"/> <input type="checkbox"/> <input type="checkbox"/>	<input type="checkbox"/> <input type="checkbox"/> <input type="checkbox"/>	49.3#	\$ 642
		30-1/4	31-1/4x64"	UGHDSV3064	<input type="checkbox"/> <input type="checkbox"/> <input type="checkbox"/>	<input type="checkbox"/> <input type="checkbox"/> <input type="checkbox"/>	61.1#	714
		36-1/4	37-1/4x64"	UGHDSV3664	<input type="checkbox"/> <input type="checkbox"/> <input type="checkbox"/>	<input type="checkbox"/> <input type="checkbox"/> <input type="checkbox"/>	72.8#	883
		42-1/4	43-1/4x64"	UGHDSV4264	<input type="checkbox"/> <input type="checkbox"/> <input type="checkbox"/>	<input type="checkbox"/> <input type="checkbox"/> <input type="checkbox"/>	84.6#	900
		48-1/4	49-1/4x64"	UGHDSV4864	<input type="checkbox"/> <input type="checkbox"/> <input type="checkbox"/>	<input type="checkbox"/> <input type="checkbox"/> <input type="checkbox"/>	96.4#	1027
		54-1/4	55-1/4x64"	UGHDSV5464	<input type="checkbox"/> <input type="checkbox"/> <input type="checkbox"/>	<input type="checkbox"/> <input type="checkbox"/> <input type="checkbox"/>	108.2#	1043

A

B

C

HOW TO ORDER

Indicate the following information on order form:

- Quantity of each item.
- Model number, including options. See "How To Build a Model Number".
- Any special service required.

Note:

- The ☐ indicates that a choice is required.
- The absence of the ☐ indicates that no choice is required.
- Alpha-numeric characters in place of ☐ indicate that no other alternatives are available.

HOW TO BUILD A MODEL NUMBER

- A** Select basic model.
- B** Select surface finish.
Refer to the **Product Color Options** page in this price list.
Surface finish offerings are based on edge style selections.
- C** Select edge color.
Refer to the **Product Color Options** page in this price list.

SPECIAL SERVICES

Special Carton Marking

With specially marked information N/C

Shipping
Ships **knocked down, FOB Manitowoc, WI 54220, freight prepaid.** Freight class 70.

Specifications and prices are subject to change without prior notice.

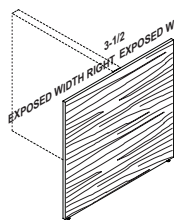
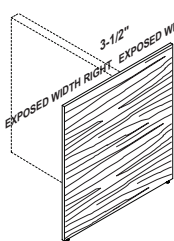
Thermally-Fused Laminate Gallery Panels

End of Run Dual-Sided, Single-piece Construction



Thermally-Fused Laminate Gallery Panels

End of Run Dual-Sided, Single-piece Construction

				MODEL NUMBER				
MODEL		Exposed Width/Side	W x H	Basic Model	Trim Color	Surface Finish	Approx. Packaged Weight	Delivered Pricing
 UGPT	End of Run Dual-Sided 29" High	24-1/4	52x29-1/4"	UGTEDH4829	<input type="checkbox"/> <input type="checkbox"/>	<input type="checkbox"/> <input type="checkbox"/>	47.7#	\$ 554
	• For installation at end of run "T" conditions only	30-1/4	64x29-1/4"	UGTEDH6029	<input type="checkbox"/> <input type="checkbox"/>	<input type="checkbox"/> <input type="checkbox"/>	57.9#	628
	• Balanced single-piece thermally-fused laminate and particleboard construction with continuous matching polypropylene edge band	36-1/4	76x29-1/4"	UGTEDH7229	<input type="checkbox"/> <input type="checkbox"/>	<input type="checkbox"/> <input type="checkbox"/>	68.1#	734
	• Overall width spans nominal exposed panel widths from both sides and panel thickness							
	• Includes adjustable glides and all attachment hardware							
	• Horizontal grain direction							
	• Edge will match TFL surface finish							
 UGPT	End of Run Dual-Sided 48" High	24-1/4	52x48"	UGTEDH4848	<input type="checkbox"/> <input type="checkbox"/>	<input type="checkbox"/> <input type="checkbox"/>	79.1#	\$ 749
		30-1/4	64x48"	UGTEDH6048	<input type="checkbox"/> <input type="checkbox"/>	<input type="checkbox"/> <input type="checkbox"/>	96.1#	853
		36-1/4	76x48"	UGTEDH7248	<input type="checkbox"/> <input type="checkbox"/>	<input type="checkbox"/> <input type="checkbox"/>	113.1#	996
				A	B	C		

HOW TO ORDER

Indicate the following information on order form:

1. Quantity of each item.
2. Model number, including options. See “How To Build a Model Number”.
3. Any special service required.

Note:

- The ☐ indicates that a choice is required.
- The absence of the ☐ indicates that no choice is required.
- Alpha-numeric characters in place of ☐ indicate that no other alternatives are available.

HOW TO BUILD A MODEL NUMBER

- A** Select basic model.
- B** Select trim color. Refer to the **Product Color Options** page in this price list.
- C** Select surface finish. Refer to the **Product Color Options** page in this price list.

SPECIAL SERVICES

Special Carton Marking

With specially marked information N/C

Shipping

Ships **knocked down, FOB Manitowoc, WI 54220, freight prepaid.** Freight class 70.

Specifications and prices are subject to change without prior notice.

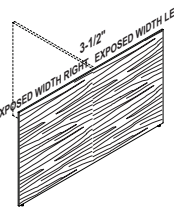
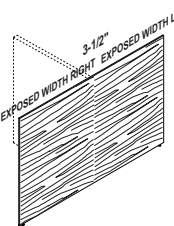
Thermally-Fused Laminate Gallery Panels

End of Run Dual-Sided, Two-piece Construction



Thermally-Fused Laminate Gallery Panels

End of Run Dual-Sided, Two-piece Construction

				MODEL NUMBER				
MODEL		Exposed Width/Side	W x H	Basic Model	Trim Color	Surface Finish	Approx. Packaged Weight	Delivered Pricing
 UGPT	End of Run Dual-Sided Two Piece 29” High <ul style="list-style-type: none">For installation at end of run “T” conditions onlyBalanced two-piece thermally-fused laminate and particleboard construction, with continuous polypropylene edge bandOverall width spans nominal exposed panel widths from both sides, and panel thicknessIncludes adjustable glides and all attachment hardwareHorizontal grain direction; grain pattern is not matchedEdge will match TFL surface finish	48-1/4	100x29-1/4”	UGTEDH29629	<input type="checkbox"/> <input type="checkbox"/> <input type="checkbox"/>	<input type="checkbox"/> <input type="checkbox"/> <input type="checkbox"/>	88.8#	\$ 1165
		60-1/4	124x29-1/4”	UGTEDH212029	<input type="checkbox"/> <input type="checkbox"/> <input type="checkbox"/>	<input type="checkbox"/> <input type="checkbox"/> <input type="checkbox"/>	109.0#	1315
		72-1/4	148x29-1/4”	UGTEDH214429	<input type="checkbox"/> <input type="checkbox"/> <input type="checkbox"/>	<input type="checkbox"/> <input type="checkbox"/> <input type="checkbox"/>	129.3#	1528
 UGPT	End of Run Dual-Sided Two Piece 48” High	48-1/4	100x48”	UGTEDH29648	<input type="checkbox"/> <input type="checkbox"/> <input type="checkbox"/>	<input type="checkbox"/> <input type="checkbox"/> <input type="checkbox"/>	147.8#	\$ 1546
		60-1/4	124x48”	UGTEDH212048	<input type="checkbox"/> <input type="checkbox"/> <input type="checkbox"/>	<input type="checkbox"/> <input type="checkbox"/> <input type="checkbox"/>	181.7#	1751
		72-1/4	148x48”	UGTEDH214448	<input type="checkbox"/> <input type="checkbox"/> <input type="checkbox"/>	<input type="checkbox"/> <input type="checkbox"/> <input type="checkbox"/>	215.7#	2037
				A	B	C		

HOW TO ORDER

- Indicate the following information on order form:
- Quantity of each item.
 - Model number, including options. See “How To Build a Model Number”.
 - Any special service required.

Note:

- The ☐ indicates that a choice is required.
- The absence of the ☐ indicates that no choice is required.
- Alpha-numeric characters in place of ☐ indicate that no other alternatives are available.

HOW TO BUILD A MODEL NUMBER

- A** Select basic model.
- B** Select trim color.
Refer to the **Product Color Options** page in this price list.
- C** Select surface finish.
Refer to the **Product Color Options** page in this price list.

SPECIAL SERVICES

Special Carton Marking

With specially marked information N/C

Shipping

Ships **knocked down, FOB Manitowoc, WI 54220, freight prepaid.** Freight class 70.

Specifications and prices are subject to change without prior notice.

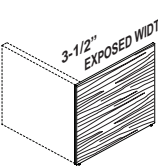
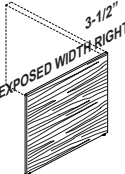
Thermally-Fused Laminate Gallery Panels

End of Run Single-Sided



Thermally-Fused Laminate Gallery Panels

End of Run Single-Sided

				MODEL NUMBER				
				Basic Model	Trim Color	Surface Finish		
MODEL				Exposed Width/Side	W x H		Approx. Packaged Weight	Delivered Pricing
 UGPT	End of Run Single-Sided-Left	48-1/4	51-3/4x29-1/4"	UGTESHL4829	<input type="checkbox"/> <input type="checkbox"/> <input type="checkbox"/>	<input type="checkbox"/> <input type="checkbox"/> <input type="checkbox"/>	47.6#	\$ 554
	• For installation on left side of workstation, perpendicular to panel run	60-1/4	63-3/4x29-1/4"	UGTESHL6029	<input type="checkbox"/> <input type="checkbox"/> <input type="checkbox"/>	<input type="checkbox"/> <input type="checkbox"/> <input type="checkbox"/>	57.8#	628
	• 29" nominal height extends extends 1/4 above worksurface	72-1/4	75-3/4x29-1/4"	UGTESHL7229	<input type="checkbox"/> <input type="checkbox"/> <input type="checkbox"/>	<input type="checkbox"/> <input type="checkbox"/> <input type="checkbox"/>	67.9#	735
	• Balanced thermally-fused laminate and particleboard construction, with matching continuous polypropylene edge band	48-1/4	51-3/4x48"	UGTESHL4848	<input type="checkbox"/> <input type="checkbox"/> <input type="checkbox"/>	<input type="checkbox"/> <input type="checkbox"/> <input type="checkbox"/>	79.0#	756
	• Exposed width is size-matched to nominal panel width	60-1/4	63-3/4x48"	UGTESHL6048	<input type="checkbox"/> <input type="checkbox"/> <input type="checkbox"/>	<input type="checkbox"/> <input type="checkbox"/> <input type="checkbox"/>	96.0#	858
	• Includes adjustable glides and all attachment hardware	72-1/4	75-3/4x48"	UGTESHL7248	<input type="checkbox"/> <input type="checkbox"/> <input type="checkbox"/>	<input type="checkbox"/> <input type="checkbox"/> <input type="checkbox"/>	113.0#	1002
	• Horizontal grain direction							
	• Edge will match TFL surface finish							
 UGPT	End of Run Single-Sided-Right	48-1/4	51-3/4x29-1/4"	UGTESHR4829	<input type="checkbox"/> <input type="checkbox"/> <input type="checkbox"/>	<input type="checkbox"/> <input type="checkbox"/> <input type="checkbox"/>	47.6#	\$ 554
	• For installation on right side of workstation, perpendicular to panel run	60-1/4	63-3/4x29-1/4"	UGTESHR6029	<input type="checkbox"/> <input type="checkbox"/> <input type="checkbox"/>	<input type="checkbox"/> <input type="checkbox"/> <input type="checkbox"/>	57.8#	628
	• 29" nominal height extends extends 1/4" above worksurface	72-1/4	75-3/4x29-1/4"	UGTESHR7229	<input type="checkbox"/> <input type="checkbox"/> <input type="checkbox"/>	<input type="checkbox"/> <input type="checkbox"/> <input type="checkbox"/>	67.9#	735
	• Balanced thermally-fused laminate and particleboard construction, with matching continuous polypropylene edge band	48-1/4	51-3/4x48"	UGTESHR4848	<input type="checkbox"/> <input type="checkbox"/> <input type="checkbox"/>	<input type="checkbox"/> <input type="checkbox"/> <input type="checkbox"/>	79.0#	756
	• Exposed width is size-matched to nominal panel width	60-1/4	63-3/4x48"	UGTESHR6048	<input type="checkbox"/> <input type="checkbox"/> <input type="checkbox"/>	<input type="checkbox"/> <input type="checkbox"/> <input type="checkbox"/>	96.0#	858
	• Includes adjustable glides and all attachment hardware	72-1/4	75-3/4x48"	UGTESHR7248	<input type="checkbox"/> <input type="checkbox"/> <input type="checkbox"/>	<input type="checkbox"/> <input type="checkbox"/> <input type="checkbox"/>	113.0#	1002
	• Horizontal grain direction							
	• Edge will match TFL surface finish							
				A	B	C		

HOW TO ORDER

Indicate the following information on order form:

- Quantity of each item.
- Model number, including options. See "How To Build a Model Number".
- Any special service required.

Note:

- The ☐ indicates that a choice is required.
- The absence of the ☐ indicates that no choice is required.
- Alpha-numeric characters in place of ☐ indicate that no other alternatives are available.

HOW TO BUILD A MODEL NUMBER

- A** Select basic model.
- B** Select trim color.
Refer to the **Product Color Options** page in this price list.
- C** Select surface finish.
Refer to the **Product Color Options** page in this price list.

SPECIAL SERVICES

Special Carton Marking

With specially marked information N/C

Shipping

Ships **knocked down, FOB Manitowoc, WI 54220, freight prepaid.** Freight class 70.

Specifications and prices are subject to change without prior notice.

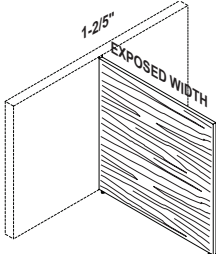
Thermally-Fused Laminate Gallery Panels

Divider



Thermally-Fused Laminate Gallery Panels

Divider

				MODEL NUMBER			
				Basic Model	Surface Finish	Approx. Packaged Weight	Delivered Pricing
	MODEL	Exposed Width/Side	W x H				
	Gallery Panel Divider	48-1/4	49-1/4x29-1/4"	UGTDSH4829	□□□	47.7#	\$ 507
	• For perpendicular installation at UGDPD intersection post conditions only, specified separately; may be installed on right or left of a workstation, on either or both sides of a Unite panel run	60-1/4	61-1/4x29-1/4"	UGTDSH6029	□□□	57.9#	586
		72-1/4	73-1/4x29-1/4"	UGTDSH7229	□□□	68.1#	693
	• Balanced thermally-fused laminate and particleboard construction, with continuous polypropylene edge band	48-1/4	49-1/4x48-1/4"	UGTDSH4848	□□□	79.1#	699
	• Includes adjustable glides and all attachment hardware	60-1/4	61-1/4x48-1/4"	UGTDSH6048	□□□	96.1#	801
	• Horizontal grain direction	72-1/4	73-1/4x48-1/4"	UGTDSH7248	□□□	113.1#	945
	• Edge will match TFL surface finish						
				A	B		

HOW TO ORDER

Indicate the following information on order form:

1. Quantity of each item.
2. Model number, including options. See "How To Build a Model Number".
3. Any special service required.

Note: • The ☐ indicates that a choice is required.

- The absence of the ☐ indicates that no choice is required.
- Alpha-numeric characters in place of ☐ indicate that no other alternatives are available.

HOW TO BUILD A MODEL NUMBER

- A** Select basic model.
- B** Select surface finish.
Refer to the **Product Color Options** page in this price list.

SPECIAL SERVICES

Special Carton Marking

With specially marked information N/C

Shipping

Ships knocked down, FOB Manitowoc, WI 54220, freight prepaid. Freight class 70.

Specifications and prices are subject to change without prior notice.





Gallery Panel Intersection Post and Cap

Divider and Worksurface Support Bracket



Gallery Panel Intersection Post and Cap

Divider and Worksurface Support Bracket

		MODEL NUMBER			
		Basic Model	Trim Color		
MODEL		W x H		Approx. Packaged Weight	Delivered Pricing
	Divider Intersection Post	1-2/5x32"	UGPDP32	<input type="checkbox"/> <input type="checkbox"/> <input type="checkbox"/>	3.1# \$ 120
	• For installation of Unite gallery divider panels along a Unite panel run	1-2/5x40"	UGPDP40	<input type="checkbox"/> <input type="checkbox"/> <input type="checkbox"/>	150
	• Specify by Unite panel run height; one post per intersection accommodates one or two opposing divider panels	1-2/5x48"	UGPDP48	<input type="checkbox"/> <input type="checkbox"/> <input type="checkbox"/>	161
	• 1-2/5" installed intersection width	1-2/5x56"	UGPDP56	<input type="checkbox"/> <input type="checkbox"/> <input type="checkbox"/>	206
	• Top cap specified separately	1-2/5x64"	UGPDP64	<input type="checkbox"/> <input type="checkbox"/> <input type="checkbox"/>	231
		1-2/5x72"	UGPDP72	<input type="checkbox"/> <input type="checkbox"/> <input type="checkbox"/>	237
		1-2/5x80"	UGPDP80	<input type="checkbox"/> <input type="checkbox"/> <input type="checkbox"/>	242
UGT					
	Stacking Divider Intersection Post	1-2/5x08"	UGPDPS8	<input type="checkbox"/> <input type="checkbox"/> <input type="checkbox"/>	\$ 86
	• Retrofit Installation Only	1-2/5x16"	UGPDPS16	<input type="checkbox"/> <input type="checkbox"/> <input type="checkbox"/>	101
	• Used between a pair of stacking sections that are later added to an existing panel configuration with existing Gallery Panel divider(s)	1-2/5x24"	UGPDPS24	<input type="checkbox"/> <input type="checkbox"/> <input type="checkbox"/>	116
	• Does not require disassembly of existing panel configuration	1-2/5x32"	UGPDPS32	<input type="checkbox"/> <input type="checkbox"/> <input type="checkbox"/>	146
	• No power pass through				
	• Recalculate In-line COH trim (UGDILT) needed and order new				
	• Re-use existing in-line divider intersection cap (UGDILC)				
UGT					
	In-line Divider Intersection Cap		UGDILC	<input type="checkbox"/> <input type="checkbox"/> <input type="checkbox"/>	0.2# \$ 66
	• For use along a constant height Unite panel run that contains a divider gallery panel at an intersection. The in-line cap and required trim are 1-2/5" wide.				
UGT					
	Worksurface Edge Support Bracket		UGWESB	<input type="checkbox"/> <input type="checkbox"/> <input type="checkbox"/>	0.5# \$ 19
	• Attaches a worksurface to a gallery panel to provide additional worksurface support				
	• Attachment hardware included				
	• See planning guide for specification rules				
UGT					

A

B

HOW TO ORDER

Indicate the following information on order form:

- Quantity of each item.
- Model number, including options. See "How To Build a Model Number".
- Any special service required.

Note:

- The ☐ indicates that a choice is required.
- The absence of the ☐ indicates that no choice is required.
- Alpha-numeric characters in place of ☐ indicate that no other alternatives are available.

HOW TO BUILD A MODEL NUMBER

- A**Select basic model.
- B**Select trim color. Refer to the **Product Color Options** page in this price list.

SPECIAL SERVICES

Special Carton Marking

With specially marked information N/C

Shipping
Ships **knocked down, FOB Manitowoc, WI 54220, freight prepaid.** Freight class 70.

Specifications and prices are subject to change without prior notice.