

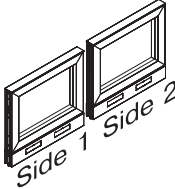
Preconfigured Monolithic Open Panels

Standard Base Raceway



Preconfigured Monolithic Open Panels

Standard Base Raceway

		MODEL NUMBER					
		Basic Model	Top Cap Style	Electrical Code	Trim Color		
MODEL	W x H					Approx. Packaged Weight	Delivered Pricing
 UMOR <ul style="list-style-type: none">• Monolithic Open Panel - 32"H• Standard base raceway on both sides accepts power and data cable distribution• Aluminum powder coated open frame allows pass-through accessibility range of 8" to 29" from floor• Panel assembly includes frame, trim, and panel-to-panel connecting hardware• Trim is metal and includes top cap, bottom trim channel, and base raceway and open frame• 30-60" wide panels feature two power knockouts per side• 24" wide panels feature one power knockout per side• Electrical components are specified separately	24 x 32	UMOR2432	<input type="checkbox"/>	<input type="checkbox"/>	<input type="checkbox"/>	39.0#	\$ 737
	30 x 32	UMOR3032	<input type="checkbox"/>	<input type="checkbox"/>	<input type="checkbox"/>	45.0#	799
	36 x 32	UMOR3632	<input type="checkbox"/>	<input type="checkbox"/>	<input type="checkbox"/>	51.0#	828
	42 x 32	UMOR4232	<input type="checkbox"/>	<input type="checkbox"/>	<input type="checkbox"/>	57.0#	917
	48 x 32	UMOR4832	<input type="checkbox"/>	<input type="checkbox"/>	<input type="checkbox"/>	64.0#	947
	54 x 32	UMOR5432	<input type="checkbox"/>	<input type="checkbox"/>	<input type="checkbox"/>	68.0#	1024
	60 x 32	UMOR6032	<input type="checkbox"/>	<input type="checkbox"/>	<input type="checkbox"/>	76.0#	1161
		A	B	C	D		

HOW TO ORDER

Indicate the following information on order form:

1. Quantity of each item.
2. Model number, including options. See "How To Build a Model Number".
3. Any special service required.

Note:

- The ☐ indicates that a choice is required.
- The absence of the ☐ indicates that no choice is required.
- Alpha-numeric characters in place of ☐ indicate that no other alternatives are available.

HOW TO BUILD A MODEL NUMBER

- A** Select basic model.
- B** Select top cap style.
- | | |
|----------|-------------------|
| F | - Flat trim (std) |
| N | - No topcap |
- C** Select electrical code.
- | | |
|-----------|------------------------------|
| CP | - Chicago, 2 sides w/cutouts |
| DN | - Domestic, no cutouts |
| DP | - Domestic - with cutouts |
| C1 | - Chicago, 1 side w/cutouts |
| D1 | - Domestic, 1 side w/cutouts |
- D** Select trim color.
- Refer to the **Product Color Options** page in this price list.

SPECIAL SERVICES

Special Carton Marking

With specially marked information N/C

Shipping

Ships **knocked down, FOB Manitowoc, WI 54220, freight prepaid.** Freight class 70.

Specifications and prices are subject to change without prior notice.

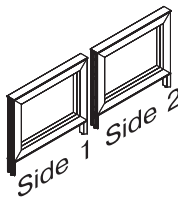
Preconfigured Monolithic Open Panels

Elevated Base



Preconfigured Monolithic Open Panels

Elevated Base

		MODEL NUMBER					
		Basic Model	Top Cap Style	Trim Color			
MODEL	W x H				Approx. Packaged Weight	Delivered Pricing	
 UMOL	Monolithic Open Panel - 32"H	24 x 32	UMOL2432	<input type="checkbox"/>	<input type="checkbox"/>	37.0#	\$ 711
	• Elevated base is non-powered and does not accept cable distribution	30 x 32	UMOL3032	<input type="checkbox"/>	<input type="checkbox"/>	42.0#	771
	• Features powder coated aluminum frame	36 x 32	UMOL3632	<input type="checkbox"/>	<input type="checkbox"/>	47.0#	796
	• Open frame allows pass-through accessibility range of 8" to 29" from floor	42 x 32	UMOL4232	<input type="checkbox"/>	<input type="checkbox"/>	53.0#	878
	• Panel assembly includes frame, trim, and panel-to-panel connecting hardware	48 x 32	UMOL4832	<input type="checkbox"/>	<input type="checkbox"/>	58.0#	903
	• Panel assembly includes frame, trim, and panel-to-panel connecting hardware	54 x 32	UMOL5432	<input type="checkbox"/>	<input type="checkbox"/>	70.0#	964
	• Trim is metal and includes top cap, bottom trim channel, and base raceway and open frame	60 x 32	UMOL6032	<input type="checkbox"/>	<input type="checkbox"/>	68.0#	1084
		A	B	C			

HOW TO ORDER

- Indicate the following information on order form:
- Quantity of each item.
 - Model number, including options. See "How To Build a Model Number".
 - Any special service required.

Note:

- The ☐ indicates that a choice is required.
- The absence of the ☐ indicates that no choice is required.
- Alpha-numeric characters in place of ☐ indicate that no other alternatives are available.

HOW TO BUILD A MODEL NUMBER

- A** Select basic model.
- B** Select top cap style.
- | | |
|----------|-------------------|
| F | - Flat trim (std) |
| N | - No topcap |
- C** Select trim color.
Refer to the **Product Color Options** page in this price list.

SPECIAL SERVICES

Special Carton Marking

With specially marked information N/C

Shipping

Ships **knocked down, FOB Manitowoc, WI 54220, freight prepaid.** Freight class 70.

Specifications and prices are subject to change without prior notice.

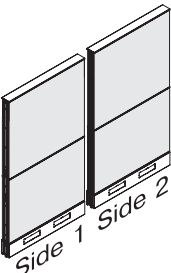
Preconfigured Segmented Fabric Panel

Standard Base Raceway



Preconfigured Segmented Fabric Panel

Standard Base Raceway

			MODEL NUMBER											
			Basic Model	Top Cap Style	Electrical Code	Trim Color	Fabric Side 1	Fabric Side 2						
MODEL			W x H						Approx. Packaged Weight	Delivered Pricing Fabric Grade 1 & C.O.M.	Delivered Pricing Fabric Grade 2	Delivered Pricing Fabric Grade 3 & Pallas Vertical Fabric Grade PV	Delivered Pricing Pallas Vertical Fabric Grade PV1	Delivered Pricing Pallas Vertical Fabric Grade PV2
 USFR	Segmented Fabric Panel - 40”H <ul style="list-style-type: none">Includes upper and lower segmented fabric tiles for both sidesUpper and lower segments must be identically specifiedStandard base raceway on both sides accepts power and data cable distributionPanel assembly includes frame, trim, and panel-to-panel connectorsTrim is metal and includes top cap, bottom trim channel, base raceway, and segment channelSide 1 and side 2 finishes are specified separately30-72” wide panels feature two power knockouts per side24” wide panels feature one power knockout per side72” wide panels feature split tilesElectrical components are specified separately	24 x 40	USFR2440	<input type="checkbox"/>	<input type="checkbox"/>	<input type="checkbox"/>	<input type="checkbox"/>	<input type="checkbox"/>	39.0#	\$ 547	\$ 571	\$ 590	\$ 607	\$ 648
		30 x 40	USFR3040	<input type="checkbox"/>	<input type="checkbox"/>	<input type="checkbox"/>	<input type="checkbox"/>	<input type="checkbox"/>	44.4#	620	649	670	689	733
		36 x 40	USFR3640	<input type="checkbox"/>	<input type="checkbox"/>	<input type="checkbox"/>	<input type="checkbox"/>	<input type="checkbox"/>	50.0#	672	703	727	746	796
		42 x 40	USFR4240	<input type="checkbox"/>	<input type="checkbox"/>	<input type="checkbox"/>	<input type="checkbox"/>	<input type="checkbox"/>	55.6#	734	771	796	816	870
		48 x 40	USFR4840	<input type="checkbox"/>	<input type="checkbox"/>	<input type="checkbox"/>	<input type="checkbox"/>	<input type="checkbox"/>	61.2#	758	791	823	840	897
		54 x 40	USFR5440	<input type="checkbox"/>	<input type="checkbox"/>	<input type="checkbox"/>	<input type="checkbox"/>	<input type="checkbox"/>	66.7#	812	849	880	900	961
		60 x 40	USFR6040	<input type="checkbox"/>	<input type="checkbox"/>	<input type="checkbox"/>	<input type="checkbox"/>	<input type="checkbox"/>	72.3#	915	956	989	1013	1082
		72 x 40	USFR7240	<input type="checkbox"/>	<input type="checkbox"/>	<input type="checkbox"/>	<input type="checkbox"/>	<input type="checkbox"/>	88.5#	1224	1282	1329	1360	1449
USFR	Segmented Fabric Panel - 48”H	24 x 48	USFR2448	<input type="checkbox"/>	<input type="checkbox"/>	<input type="checkbox"/>	<input type="checkbox"/>	<input type="checkbox"/>	44.3#	\$ 592	\$ 620	\$ 642	\$ 656	\$ 699
		30 x 48	USFR3048	<input type="checkbox"/>	<input type="checkbox"/>	<input type="checkbox"/>	<input type="checkbox"/>	<input type="checkbox"/>	50.3#	664	696	721	738	788
		36 x 48	USFR3648	<input type="checkbox"/>	<input type="checkbox"/>	<input type="checkbox"/>	<input type="checkbox"/>	<input type="checkbox"/>	56.4#	727	760	785	805	861
		42 x 48	USFR4248	<input type="checkbox"/>	<input type="checkbox"/>	<input type="checkbox"/>	<input type="checkbox"/>	<input type="checkbox"/>	62.5#	811	849	879	900	959
		48 x 48	USFR4848	<input type="checkbox"/>	<input type="checkbox"/>	<input type="checkbox"/>	<input type="checkbox"/>	<input type="checkbox"/>	68.6#	831	870	900	923	985
		54 x 48	USFR5448	<input type="checkbox"/>	<input type="checkbox"/>	<input type="checkbox"/>	<input type="checkbox"/>	<input type="checkbox"/>	74.7#	884	925	957	981	1048
		60 x 48	USFR6048	<input type="checkbox"/>	<input type="checkbox"/>	<input type="checkbox"/>	<input type="checkbox"/>	<input type="checkbox"/>	80.8#	989	1036	1071	1100	1172
		72 x 48	USFR7248	<input type="checkbox"/>	<input type="checkbox"/>	<input type="checkbox"/>	<input type="checkbox"/>	<input type="checkbox"/>	99.3#	1330	1389	1438	1475	1572
USFR	Segmented Fabric Panel - 56”H	24 x 56	USFR2456	<input type="checkbox"/>	<input type="checkbox"/>	<input type="checkbox"/>	<input type="checkbox"/>	<input type="checkbox"/>	48.6#	\$ 622	\$ 650	\$ 672	\$ 690	\$ 734
		30 x 56	USFR3056	<input type="checkbox"/>	<input type="checkbox"/>	<input type="checkbox"/>	<input type="checkbox"/>	<input type="checkbox"/>	55.2#	710	745	771	789	840
		36 x 56	USFR3656	<input type="checkbox"/>	<input type="checkbox"/>	<input type="checkbox"/>	<input type="checkbox"/>	<input type="checkbox"/>	61.8#	782	816	845	866	924
		42 x 56	USFR4256	<input type="checkbox"/>	<input type="checkbox"/>	<input type="checkbox"/>	<input type="checkbox"/>	<input type="checkbox"/>	68.5#	877	916	946	974	1037
		48 x 56	USFR4856	<input type="checkbox"/>	<input type="checkbox"/>	<input type="checkbox"/>	<input type="checkbox"/>	<input type="checkbox"/>	75.1#	897	937	974	996	1060
		54 x 56	USFR5456	<input type="checkbox"/>	<input type="checkbox"/>	<input type="checkbox"/>	<input type="checkbox"/>	<input type="checkbox"/>	81.7#	928	972	1007	1032	1100
		60 x 56	USFR6056	<input type="checkbox"/>	<input type="checkbox"/>	<input type="checkbox"/>	<input type="checkbox"/>	<input type="checkbox"/>	88.3#	1014	1062	1100	1128	1203
		72 x 56	USFR7256	<input type="checkbox"/>	<input type="checkbox"/>	<input type="checkbox"/>	<input type="checkbox"/>	<input type="checkbox"/>	109.1#	1428	1493	1544	1584	1691
			A	B	C	D	E	F						

A

B

C

D

E

F

HOW TO ORDER

- Indicate the following information on order form:
- Quantity of each item.
 - Model number, including options. See “How To Build a Model Number”.
 - Any special service required.

Note:

- The ☐ indicates that a choice is required.
- The absence of the ☐ indicates that no choice is required.
- Alpha-numeric characters in place of ☐ indicate that no other alternatives are available.

HOW TO BUILD A MODEL NUMBER

- A**Select basic model.
- B**Select top cap style.
- F**- Flat trim (std)
- N**- No topcap
- C**Select electrical code.
- CP**- Chicago, 2 sides w/cutouts
- DN**- Domestic, no cutouts
- DP**- Domestic - with cutouts
- C1**- Chicago, 1 side w/cutouts
- D1**- Domestic, 1 side w/cutouts
- D**Select trim color.
- Refer to the **Product Color Options** page in this price list.
- E**Select fabric side 1.
- Refer to [ki.com/fabrics](#)
- F**Select fabric side 2.
- Refer to [ki.com/fabrics](#)

UPHOLSTERY INFORMATION

direction the fabric is to be applied.

Fabric Mixing

If fabric is ordered from one group on side 1 and another group on side 2, calculate list price using the following method:

Example:

-Grade 2 Fabric

-Grade 1 Fabric

Upcharge

Upcharge/2 = Cost for one side

Grade 1 Fabric

+Cost for one side

Combined list price

Fabric Disclaimer

Fabric will be applied as swatched by the fabric manufacturer. Fabric that is required to be applied differently than is swatched will need a Product Modification Request written specifying the

SPECIAL SERVICES

Special Carton Marking

With specially marked information N/C

Shipping

Ships **knocked down, FOB Manitowoc, WI 54220, freight prepaid.** Freight class 70.

Specifications and prices are subject to change without prior notice.

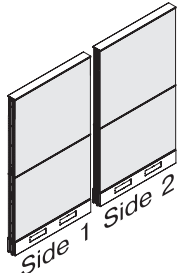
Preconfigured Segmented Fabric Panel

Standard Base Raceway



Preconfigured Segmented Fabric Panel

Standard Base Raceway

		MODEL NUMBER											
		Basic Model	Top Cap Style	Electrical Code	Trim Color	Fabric Side 1	Fabric Side 2						
MODEL	W x H							Approx. Packaged Weight	Delivered Pricing Fabric Grade 1 & C.O.M.	Delivered Pricing Fabric Grade 2	Delivered Pricing Fabric Grade 3 & Pallas Vertical Fabric Grade PV	Delivered Pricing Pallas Vertical Fabric Grade PV1	Delivered Pricing Pallas Vertical Fabric Grade PV2
<div></div> <div>USFR</div> <ul style="list-style-type: none">Segmented Fabric Panel - 64”HIncludes upper and lower segmented fabric tiles for both sidesUpper and lower segments must be identically specifiedStandard base raceway on both sides accepts power and data cable distributionPanel assembly includes frame, trim, and panel-to-panel connectorsTrim is metal and includes top cap, bottom trim channel, base raceway, and segment channelSide 1 and side 2 finishes are specified separately30-72” wide panels feature two power knockouts per side24” wide panels feature one power knockout per side72” wide panels feature split tilesElectrical components are specified separately	24 x 64	USFR2464	<input type="checkbox"/>	<input type="checkbox"/>	<input type="checkbox"/>	<input type="checkbox"/>	<input type="checkbox"/>	53.0#	\$ 668	\$ 701	\$ 725	\$ 745	\$ 791
	30 x 64	USFR3064	<input type="checkbox"/>	<input type="checkbox"/>	<input type="checkbox"/>	<input type="checkbox"/>	<input type="checkbox"/>	60.0#	790	827	856	878	936
	36 x 64	USFR3664	<input type="checkbox"/>	<input type="checkbox"/>	<input type="checkbox"/>	<input type="checkbox"/>	<input type="checkbox"/>	67.2#	881	922	952	978	1042
	42x 64	USFR4264	<input type="checkbox"/>	<input type="checkbox"/>	<input type="checkbox"/>	<input type="checkbox"/>	<input type="checkbox"/>	74.4#	937	981	1014	1041	1110
	48 x 64	USFR4864	<input type="checkbox"/>	<input type="checkbox"/>	<input type="checkbox"/>	<input type="checkbox"/>	<input type="checkbox"/>	81.5#	971	1012	1051	1075	1147
	54 x 64	USFR5464	<input type="checkbox"/>	<input type="checkbox"/>	<input type="checkbox"/>	<input type="checkbox"/>	<input type="checkbox"/>	88.6#	1021	1066	1103	1132	1207
	60 x 64	USFR6064	<input type="checkbox"/>	<input type="checkbox"/>	<input type="checkbox"/>	<input type="checkbox"/>	<input type="checkbox"/>	95.8#	1131	1183	1223	1255	1338
	72 x 64	USFR7264	<input type="checkbox"/>	<input type="checkbox"/>	<input type="checkbox"/>	<input type="checkbox"/>	<input type="checkbox"/>	118.9#	1634	1708	1769	1813	1934
		A	B	C	D	E	F						

HOW TO ORDER

Indicate the following information on order form:

- Quantity of each item.
- Model number, including options. See “How To Build a Model Number”.
- Any special service required.

Note:

- The ☐ indicates that a choice is required.
- The absence of the ☐ indicates that no choice is required.
- Alpha-numeric characters in place of ☐ indicate that no other alternatives are available.

HOW TO BUILD A MODEL NUMBER

- A**Select basic model.
- B**Select top cap style.

F- Flat trim (std)
N- No topcap
- C**Select electrical code.

CP- Chicago, 2 sides w/cutouts
DN- Domestic, no cutouts
DP- Domestic - with cutouts
C1- Chicago, 1 side w/cutouts
D1- Domestic, 1 side w/cutouts
- D**Select trim color.

Refer to the **Product Color Options** page in this price list.
- E**Select fabric side 1.

Refer to [ki.com/fabrics](https://www.ki.com/fabrics)
- F**Select fabric side 2.

Refer to [ki.com/fabrics](https://www.ki.com/fabrics)

UPHOLSTERY INFORMATION

direction the fabric is to be applied.

Fabric Mixing
If fabric is ordered from one group on side 1 and another group on side 2, calculate list price using the following method:

Example:
-Grade 2 Fabric
-Grade 1 Fabric

Upcharge

Upcharge/2 = Cost for one side

Grade 1 Fabric
+Cost for one side

Combined list price

Fabric Disclaimer
Fabric will be applied as swatched by the fabric manufacturer. Fabric that is required to be applied differently than is swatched will need a Product Modification Request written specifying the

SPECIAL SERVICES

Special Carton Marking

With specially marked information N/C

Shipping
Ships **knocked down, FOB Manitowoc, WI 54220, freight prepaid.** Freight class 70.

Specifications and prices are subject to change without prior notice.

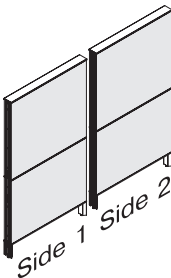
Preconfigured Segmented Fabric Panel

Elevated Base



Preconfigured Segmented Fabric Panel

Elevated Base

		MODEL NUMBER										
		Basic Model	Top Cap Style	Trim Color	Fabric Side 1	Fabric Side 2						
MODEL		W x H					Approx. Packaged Weight	Delivered Pricing Fabric Grade 1 & C.O.M.	Delivered Pricing Fabric Grade 2	Delivered Pricing Fabric Grade 3 & Pallas Vertical Fabric Grade PV	Delivered Pricing Pallas Vertical Fabric Grade PV1	Delivered Pricing Pallas Vertical Fabric Grade PV2
	Segmented Fabric Panel - 40”H	24 x 40	USFL2440	<input type="checkbox"/>	<input type="checkbox"/>	<input type="checkbox"/> <input type="checkbox"/> <input type="checkbox"/> <input type="checkbox"/>	36.7#	\$ 547	\$ 571	\$ 590	\$ 607	\$ 648
	• Includes segmented fabric tiles for both sides	30 x 40	USFL3040	<input type="checkbox"/>	<input type="checkbox"/>	<input type="checkbox"/> <input type="checkbox"/> <input type="checkbox"/> <input type="checkbox"/>	41.5#	620	649	670	689	733
	• Upper and lower segments must be identically specified	36 x 40	USFL3640	<input type="checkbox"/>	<input type="checkbox"/>	<input type="checkbox"/> <input type="checkbox"/> <input type="checkbox"/> <input type="checkbox"/>	63.4#	672	703	727	746	796
	• Elevated base does not accept cable distribution	42 x 40	USFL4240	<input type="checkbox"/>	<input type="checkbox"/>	<input type="checkbox"/> <input type="checkbox"/> <input type="checkbox"/> <input type="checkbox"/>	51.1#	734	771	796	816	870
	• Panel assembly includes frame, trim, and panel-to-panel connectors	48 x 40	USFL4840	<input type="checkbox"/>	<input type="checkbox"/>	<input type="checkbox"/> <input type="checkbox"/> <input type="checkbox"/> <input type="checkbox"/>	63.3#	758	791	823	840	897
	• Trim is metal and includes top cap, bottom trim channel, and foot shroud	54 x 40	USFL5440	<input type="checkbox"/>	<input type="checkbox"/>	<input type="checkbox"/> <input type="checkbox"/> <input type="checkbox"/> <input type="checkbox"/>	64.3#	812	849	880	900	961
	• Side 1 and side 2 finishes are specified separately	60 x 40	USFL6040	<input type="checkbox"/>	<input type="checkbox"/>	<input type="checkbox"/> <input type="checkbox"/> <input type="checkbox"/> <input type="checkbox"/>	65.3#	915	956	989	1013	1082
	• 72” wide panels feature split tiles	72 x 40	USFL7240	<input type="checkbox"/>	<input type="checkbox"/>	<input type="checkbox"/> <input type="checkbox"/> <input type="checkbox"/> <input type="checkbox"/>	79.7#	1224	1282	1329	1360	1449
USFL												
USFL	Segmented Fabric Panel - 48”H	24 x 48	USFL2448	<input type="checkbox"/>	<input type="checkbox"/>	<input type="checkbox"/> <input type="checkbox"/> <input type="checkbox"/> <input type="checkbox"/>	42.1#	\$ 592	\$ 620	\$ 642	\$ 656	\$ 699
		30 x 48	USFL3048	<input type="checkbox"/>	<input type="checkbox"/>	<input type="checkbox"/> <input type="checkbox"/> <input type="checkbox"/> <input type="checkbox"/>	47.3#	664	696	721	738	788
		36 x 48	USFL3648	<input type="checkbox"/>	<input type="checkbox"/>	<input type="checkbox"/> <input type="checkbox"/> <input type="checkbox"/> <input type="checkbox"/>	69.8#	727	760	785	805	861
		42 x 48	USFL4248	<input type="checkbox"/>	<input type="checkbox"/>	<input type="checkbox"/> <input type="checkbox"/> <input type="checkbox"/> <input type="checkbox"/>	58.0#	811	849	879	900	959
		48 x 48	USFL4848	<input type="checkbox"/>	<input type="checkbox"/>	<input type="checkbox"/> <input type="checkbox"/> <input type="checkbox"/> <input type="checkbox"/>	63.3#	831	870	900	923	985
		54 x 48	USFL5448	<input type="checkbox"/>	<input type="checkbox"/>	<input type="checkbox"/> <input type="checkbox"/> <input type="checkbox"/> <input type="checkbox"/>	68.5#	884	925	957	981	1048
		60 x 48	USFL6048	<input type="checkbox"/>	<input type="checkbox"/>	<input type="checkbox"/> <input type="checkbox"/> <input type="checkbox"/> <input type="checkbox"/>	73.8#	989	1036	1071	1100	1172
		72 x 48	USFL7248	<input type="checkbox"/>	<input type="checkbox"/>	<input type="checkbox"/> <input type="checkbox"/> <input type="checkbox"/> <input type="checkbox"/>	90.7#	1330	1389	1438	1475	1572
USFL	Segmented Fabric Panel - 56”H	24 x 56	USFL2456	<input type="checkbox"/>	<input type="checkbox"/>	<input type="checkbox"/> <input type="checkbox"/> <input type="checkbox"/> <input type="checkbox"/>	46.4#	\$ 622	\$ 650	\$ 672	\$ 690	\$ 734
		30 x 56	USFL3056	<input type="checkbox"/>	<input type="checkbox"/>	<input type="checkbox"/> <input type="checkbox"/> <input type="checkbox"/> <input type="checkbox"/>	52.2#	710	745	771	789	840
		36 x 56	USFL3656	<input type="checkbox"/>	<input type="checkbox"/>	<input type="checkbox"/> <input type="checkbox"/> <input type="checkbox"/> <input type="checkbox"/>	58.0#	782	816	845	866	924
		42 x 56	USFL4256	<input type="checkbox"/>	<input type="checkbox"/>	<input type="checkbox"/> <input type="checkbox"/> <input type="checkbox"/> <input type="checkbox"/>	63.9#	877	916	946	974	1037
		48 x 56	USFL4856	<input type="checkbox"/>	<input type="checkbox"/>	<input type="checkbox"/> <input type="checkbox"/> <input type="checkbox"/> <input type="checkbox"/>	69.7#	897	937	974	996	1060
		54 x 56	USFL5456	<input type="checkbox"/>	<input type="checkbox"/>	<input type="checkbox"/> <input type="checkbox"/> <input type="checkbox"/> <input type="checkbox"/>	75.5#	928	972	1007	1032	1100
		60 x 56	USFL6056	<input type="checkbox"/>	<input type="checkbox"/>	<input type="checkbox"/> <input type="checkbox"/> <input type="checkbox"/> <input type="checkbox"/>	81.3#	1014	1062	1100	1128	1203
		72 x 56	USFL7256	<input type="checkbox"/>	<input type="checkbox"/>	<input type="checkbox"/> <input type="checkbox"/> <input type="checkbox"/> <input type="checkbox"/>	100.5#	1428	1493	1544	1584	1691
			A	B	C	D	E					

HOW TO ORDER

Indicate the following information on order form:

- Quantity of each item.
- Model number, including options. See “How To Build a Model Number”.
- Any special service required.

Note:

- The ☐ indicates that a choice is required.
- The absence of the ☐ indicates that no choice is required.
- Alpha-numeric characters in place of ☐ indicate that no other alternatives are available.

HOW TO BUILD A MODEL NUMBER

- A**Select basic model.
- B**Select top cap style.

☐ - Flat trim (std)
☐ - No topcap
- C**Select trim color.

Refer to the **Product Color Options** page in this price list.
- D**Select fabric side 1.

Refer to [ki.com/fabrics](#)
- E**Select fabric side 2.

Refer to [ki.com/fabrics](#)

UPHOLSTERY INFORMATION

direction the fabric is to be applied.

Fabric Mixing
If fabric is ordered from one group on side 1 and another group on side 2, calculate list price using the following method:

Example:
-Grade 2 Fabric
-Grade 1 Fabric

Upcharge

Upcharge/2 = Cost for one side

Grade 1 Fabric
+Cost for one side

Combined list price

Fabric Disclaimer
Fabric will be applied as swatched by the fabric manufacturer. Fabric that is required to be applied differently than is swatched will need a Product Modification Request written specifying the

SPECIAL SERVICES

Special Carton Marking

With specially marked information N/C

Shipping
Ships **knocked down, FOB Manitowoc, WI 54220, freight prepaid.** Freight class 70.

Specifications and prices are subject to change without prior notice.

Preconfigured Segmented Fabric Panel

Elevated Base



Preconfigured Segmented Fabric Panel

Elevated Base

[illegible]

HOW TO ORDER

Indicate the following information on order form:

1. Quantity of each item.
2. Model number, including options. See "How To Build a Model Number".
3. Any special service required.

Note:

- The ☐ indicates that a choice is required.
- The absence of the ☐ indicates that no choice is required.
- Alpha-numeric characters in place of ☐ indicate that no other alternatives are available.

HOW TO BUILD A MODEL NUMBER

- A** Select basic model.
- B** Select top cap style.
- | | |
|----------|-------------------|
| F | - Flat trim (std) |
| N | - No topcap |
- C** Select trim color.
- Refer to the **Product Color Options** page in this price list.
- D** Select fabric side 1.
- Refer to [**ki.com/fabrics**](http://ki.com/fabrics)
- E** Select fabric side 2.
- Refer to [**ki.com/fabrics**](http://ki.com/fabrics)

UPHOLSTERY INFORMATION

direction the fabric is to be applied.

Fabric Mixing

If fabric is ordered from one group on side 1 and another group on side 2, calculate list price using the following method:

Example:
-Grade 2 Fabric
-Grade 1 Fabric

Upcharge

$$\text{Upcharge}/2 = \text{Cost for one side}$$

Grade 1 Fabric
+Cost for one side

Combined list price

Fabric Disclaimer
Fabric will be applied as swatched by the fabric manufacturer. Fabric that is required to be applied differently than is swatched will need a Product Modification Request written specifying the

SPECIAL SERVICES

Special Carton Marking

With specially marked information N/C

Shipping

Ships knocked down, FOB Manitowoc, WI 54220, freight prepaid. Freight class 70.

Specifications and prices are subject to change without prior notice.

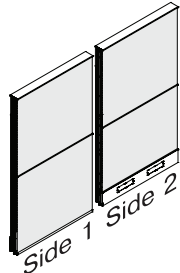
Preconfigured Segmented Fabric Panel

Tile-to-Floor One Side; Standard Base Raceway One Side



Preconfigured Segmented Fabric Panel

Tile-to-Floor One Side; Standard Base Raceway One Side

		MODEL NUMBER											
		Basic Model	Top Cap Style	Electrical Code	Trim Color	Fabric Side 1	Fabric Side 2						
MODEL	W x H							Approx. Packaged Weight	Delivered Pricing Fabric Grade 1 & C.O.M.	Delivered Pricing Fabric Grade 2	Delivered Pricing Fabric Grade 3 & Pallas Vertical Fabric Grade PV	Delivered Pricing Pallas Vertical Fabric Grade PV1	Delivered Pricing Pallas Vertical Fabric Grade PV2
 USFT	Segmented Fabric Panel - 40”H	24 x 40	USFT2440	<input type="checkbox"/>	<input type="checkbox"/>	<input type="checkbox"/>	<input type="checkbox"/>	37.9#	\$ 547	\$ 571	\$ 590	\$ 607	\$ 648
	• Side 1: tile-to-floor base does not accept cable distribution	30 x 40	USFT3040	<input type="checkbox"/>	<input type="checkbox"/>	<input type="checkbox"/>	<input type="checkbox"/>	43.1#	620	649	670	689	733
	• Side 2: standard base raceway accepts power and data cable distribution	36 x 40	USFT3640	<input type="checkbox"/>	<input type="checkbox"/>	<input type="checkbox"/>	<input type="checkbox"/>	48.4#	672	703	727	746	796
	• Includes segmented fabric tiles for both sides	42 x 40	USFT4240	<input type="checkbox"/>	<input type="checkbox"/>	<input type="checkbox"/>	<input type="checkbox"/>	53.7#	734	771	796	816	870
	• Upper and lower segments must be identically specified	48 x 40	USFT4840	<input type="checkbox"/>	<input type="checkbox"/>	<input type="checkbox"/>	<input type="checkbox"/>	59.0#	758	791	823	840	897
	• Panel assembly includes frame, trim, and panel-to-panel connectors	54 x 40	USFT5440	<input type="checkbox"/>	<input type="checkbox"/>	<input type="checkbox"/>	<input type="checkbox"/>	64.2#	812	849	880	900	961
	• Trim is metal and includes top cap, bottom trim channel, base raceway, and segment channel	60 x 40	USFT6040	<input type="checkbox"/>	<input type="checkbox"/>	<input type="checkbox"/>	<input type="checkbox"/>	69.5#	915	956	989	1013	1082
	• Side 1 and side 2 finishes are specified separately	72 x 40	USFT7240	<input type="checkbox"/>	<input type="checkbox"/>	<input type="checkbox"/>	<input type="checkbox"/>	85.1#	1224	1282	1329	1360	1449
	• Side 2: 30-72” wide tiles feature two base power knockouts												
	• Side 2: 24” wide tiles feature one power knockout												
	• 72” wide panels feature split tiles												
	• Electrical components are specified separately												
USFT	Segmented Fabric Panel - 48”H	24 x 48	USFT2448	<input type="checkbox"/>	<input type="checkbox"/>	<input type="checkbox"/>	<input type="checkbox"/>	43.2#	\$ 592	\$ 620	\$ 642	\$ 656	\$ 699
		30 x 48	USFT3048	<input type="checkbox"/>	<input type="checkbox"/>	<input type="checkbox"/>	<input type="checkbox"/>	49.0#	664	696	721	738	788
		36 x 48	USFT3648	<input type="checkbox"/>	<input type="checkbox"/>	<input type="checkbox"/>	<input type="checkbox"/>	54.8#	727	760	785	805	861
		42 x 48	USFT4248	<input type="checkbox"/>	<input type="checkbox"/>	<input type="checkbox"/>	<input type="checkbox"/>	60.6#	811	849	879	900	959
		48 x 48	USFT4848	<input type="checkbox"/>	<input type="checkbox"/>	<input type="checkbox"/>	<input type="checkbox"/>	66.4#	831	870	900	923	985
		54 x 48	USFT5448	<input type="checkbox"/>	<input type="checkbox"/>	<input type="checkbox"/>	<input type="checkbox"/>	72.2#	884	925	957	981	1048
		60 x 48	USFT6048	<input type="checkbox"/>	<input type="checkbox"/>	<input type="checkbox"/>	<input type="checkbox"/>	78.0#	989	1036	1071	1100	1172
		72 x 48	USFT7248	<input type="checkbox"/>	<input type="checkbox"/>	<input type="checkbox"/>	<input type="checkbox"/>	95.9#	1330	1389	1438	1475	1572
USFT	Segmented Fabric Panel - 56”H	24 x 56	USFT2456	<input type="checkbox"/>	<input type="checkbox"/>	<input type="checkbox"/>	<input type="checkbox"/>	47.6#	\$ 622	\$ 650	\$ 672	\$ 690	\$ 734
		30 x 56	USFT3056	<input type="checkbox"/>	<input type="checkbox"/>	<input type="checkbox"/>	<input type="checkbox"/>	53.9#	710	745	771	789	840
		36 x 56	USFT3656	<input type="checkbox"/>	<input type="checkbox"/>	<input type="checkbox"/>	<input type="checkbox"/>	60.2#	782	816	845	866	924
		42 x 56	USFT4256	<input type="checkbox"/>	<input type="checkbox"/>	<input type="checkbox"/>	<input type="checkbox"/>	66.6#	877	916	946	974	1037
		48 x 56	USFT4856	<input type="checkbox"/>	<input type="checkbox"/>	<input type="checkbox"/>	<input type="checkbox"/>	72.9#	897	937	974	996	1060
		54 x 56	USFT5456	<input type="checkbox"/>	<input type="checkbox"/>	<input type="checkbox"/>	<input type="checkbox"/>	79.2#	928	972	1007	1032	1100
		60 x 56	USFT6056	<input type="checkbox"/>	<input type="checkbox"/>	<input type="checkbox"/>	<input type="checkbox"/>	85.5#	1014	1062	1100	1128	1203
		72 x 56	USFT7256	<input type="checkbox"/>	<input type="checkbox"/>	<input type="checkbox"/>	<input type="checkbox"/>	105.7#	1428	1493	1544	1584	1691

A

B

C

D

E

F

HOW TO ORDER

- Indicate the following information on order form:
- Quantity of each item.
 - Model number, including options. See “How To Build a Model Number”.
 - Any special service required.

Note:

- The ☐ indicates that a choice is required.
- The absence of the ☐ indicates that no choice is required.
- Alpha-numeric characters in place of ☐ indicate that no other alternatives are available.

HOW TO BUILD A MODEL NUMBER

- A

Select basic model.
- B

Select top cap style.

F

- Flat trim (std)

N

- No topcap
- C

Select electrical code.

CP

- Chicago - with cutouts

DN

- Domestic, no cutouts

DP

- Domestic - with cutouts
- D

Select trim color.

Refer to the **Product Color Options** page in this price list.
- E

Select fabric side 1.

Refer to [ki.com/fabrics](#)
- F

Select fabric side 2.

Refer to [ki.com/fabrics](#)

UPHOLSTERY INFORMATION

direction the fabric is to be applied.

Fabric Mixing
If fabric is ordered from one group on side 1 and another group on side 2, calculate list price using the following method:

Example:
-Grade 2 Fabric
-Grade 1 Fabric

Upcharge

Upcharge/2 = Cost for one side

Grade 1 Fabric
+Cost for one side

Combined list price

Fabric Disclaimer
Fabric will be applied as swatched by the fabric manufacturer. Fabric that is required to be applied differently than is swatched will need a Product Modification Request written specifying the

SPECIAL SERVICES

Special Carton Marking

With specially marked information N/C

Shipping
Ships **knocked down, FOB Manitowoc, WI 54220, freight prepaid.** Freight class 70.

Specifications and prices are subject to change without prior notice.

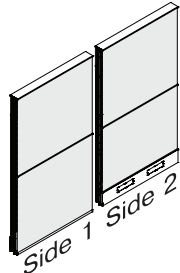
Preconfigured Segmented Fabric Panel

Tile-to-Floor One Side; Standard Base Raceway One Side



Preconfigured Segmented Fabric Panel

Tile-to-Floor One Side; Standard Base Raceway One Side

		MODEL NUMBER											
MODEL	W x H	Basic Model	Top Cap Style	Electrical Code	Trim Color	Fabric Side 1	Fabric Side 2	Approx. Packaged Weight	Delivered Pricing Fabric Grade 1 & C.O.M.	Delivered Pricing Fabric Grade 2	Delivered Pricing Fabric Grade 3 & Pallas Vertical Fabric Grade PV	Delivered Pricing Pallas Vertical Fabric Grade PV1	Delivered Pricing Pallas Vertical Fabric Grade PV2
<div><p>USFT</p><ul style="list-style-type: none">Segmented Fabric Panel - 64”HSide 1: tile-to-floor base does not accept cable distributionSide 2: standard base raceway accepts power and data cable distributionIncludes segmented fabric tiles for both sidesUpper and lower segments must be identically specifiedPanel assembly includes frame, trim, and panel-to-panel connectorsTrim is metal and includes top cap, bottom trim channel, base raceway, and segment channelSide 1 and side 2 finishes are specified separatelySide 2: 30-72” wide tiles feature two base power knockoutsSide 2: 24” wide tiles feature one power knockout72” wide panels feature split tilesElectrical components are specified separately</div>	24 x 64	USFT2464	<input type="checkbox"/>	<input type="checkbox"/>	<input type="checkbox"/>	<input type="checkbox"/>	<input type="checkbox"/>	51.9#	\$ 668	\$ 701	\$ 725	\$ 745	\$ 791
	30 x 64	USFT3064	<input type="checkbox"/>	<input type="checkbox"/>	<input type="checkbox"/>	<input type="checkbox"/>	<input type="checkbox"/>	58.7#	790	827	856	878	936
	36 x 64	USFT3664	<input type="checkbox"/>	<input type="checkbox"/>	<input type="checkbox"/>	<input type="checkbox"/>	<input type="checkbox"/>	65.6#	881	922	952	978	1042
	42x 64	USFT4264	<input type="checkbox"/>	<input type="checkbox"/>	<input type="checkbox"/>	<input type="checkbox"/>	<input type="checkbox"/>	72.5#	937	981	1014	1041	1110
	48 x 64	USFT4864	<input type="checkbox"/>	<input type="checkbox"/>	<input type="checkbox"/>	<input type="checkbox"/>	<input type="checkbox"/>	79.3#	971	1012	1051	1075	1147
	54 x 64	USFT5464	<input type="checkbox"/>	<input type="checkbox"/>	<input type="checkbox"/>	<input type="checkbox"/>	<input type="checkbox"/>	86.1#	1021	1066	1103	1132	1207
	60 x 64	USFT6064	<input type="checkbox"/>	<input type="checkbox"/>	<input type="checkbox"/>	<input type="checkbox"/>	<input type="checkbox"/>	93.0#	1131	1183	1223	1255	1338
	72 x 64	USFT7264	<input type="checkbox"/>	<input type="checkbox"/>	<input type="checkbox"/>	<input type="checkbox"/>	<input type="checkbox"/>	115.5#	1634	1708	1769	1813	1934
		A	B	C	D	E	F						

HOW TO ORDER

Indicate the following information on order form:

- Quantity of each item.
- Model number, including options. See “How To Build a Model Number”.
- Any special service required.

Note:

- The ☐ indicates that a choice is required.
- The absence of the ☐ indicates that no choice is required.
- Alpha-numeric characters in place of ☐ indicate that no other alternatives are available.

HOW TO BUILD A MODEL NUMBER

- A**Select basic model.
- B**Select top cap style.

F- Flat trim (std)
N- No topcap
- C**Select electrical code.

CP- Chicago - with cutouts
DN- Domestic, no cutouts
DP- Domestic - with cutouts
- D**Select trim color.

Refer to the **Product Color Options** page in this price list.
- E**Select fabric side 1.

Refer to [ki.com/fabrics](#)
- F**Select fabric side 2.

Refer to [ki.com/fabrics](#)

UPHOLSTERY INFORMATION

direction the fabric is to be applied.

Fabric Mixing
If fabric is ordered from one group on side 1 and another group on side 2, calculate list price using the following method:

Example:
-Grade 2 Fabric
-Grade 1 Fabric

Upcharge

Upcharge/2 = Cost for one side

Grade 1 Fabric
+Cost for one side

Combined list price

Fabric Disclaimer
Fabric will be applied as swatched by the fabric manufacturer. Fabric that is required to be applied differently than is swatched will need a Product Modification Request written specifying the

SPECIAL SERVICES

Special Carton Marking

With specially marked information N/C

Shipping
Ships **knocked down, FOB Manitowoc, WI 54220, freight prepaid.** Freight class 70.

Specifications and prices are subject to change without prior notice.

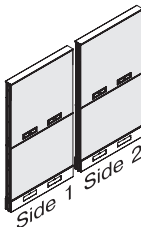
Preconfigured Segmented Fabric Panel w/Beltway Power

Standard Base Raceway



Preconfigured Segmented Fabric Panel w/Beltway Power

Standard Base Raceway

			MODEL NUMBER													
MODEL			W x H	Basic Model	Top Cap Style	Electrical Code	Bezel Color	Trim Color	Fabric Side 1	Fabric Side 2	Approx. Packaged Weight	Delivered Pricing Fabric Grade 1 & C.O.M.	Delivered Pricing Fabric Grade 2	Delivered Pricing Fabric Grade 3 & Pallas Vertical Fabric Grade PV	Delivered Pricing Pallas Vertical Fabric Grade PV1	Delivered Pricing Pallas Vertical Fabric Grade PV2
 USFR	Segmented Fabric Panel - 40”H <ul style="list-style-type: none">Includes fabric tiles for both sidesUpper and lower segments must be identically specifiedStandard base raceway on both sides accepts power and data cable distributionAbove worksurface beltway accepts power and data cable distributionPanel assembly includes frame, trim, and panel-to-panel connectorsTrim is metal and includes top cap, bottom trim channel, base raceway, and segment channelSide 1/side 2 finishes specified separately30-72” wide panels each feature two power knockouts at base and two knock-outs with bezels at beltway per side24” wide panels each feature one power knockout and one knockout with bezel at beltway per side72” wide panels feature split tilesElectrical components are specified separately	24 x 40	USFRBW2440	□	□□	□□□	□□	□□□□	□□□□	39.0#	\$ 569	\$ 594	\$ 615	\$ 630	\$ 672	
		30 x 40	USFRBW3040	□	□□	□□□	□□	□□□□	□□□□	44.4#	658	691	714	733	782	
		36 x 40	USFRBW3640	□	□□	□□□	□□	□□□□	□□□□	50.0#	712	746	772	790	844	
		42 x 40	USFRBW4240	□	□□	□□□	□□	□□□□	□□□□	55.6#	776	811	840	862	920	
		48 x 40	USFRBW4840	□	□□	□□□	□□	□□□□	□□□□	61.2#	799	836	865	884	945	
		54 x 40	USFRBW5440	□	□□	□□□	□□	□□□□	□□□□	66.7#	851	890	923	945	1008	
		60 x 40	USFRBW6040	□	□□	□□□	□□	□□□□	□□□□	72.3#	954	998	1035	1058	1129	
		72 x 40	USFRBW7240	□	□□	□□□	□□	□□□□	□□□□	88.5#	1305	1364	1411	1449	1544	
USFR	Segmented Fabric Panel - 48”H	24 x 48	USFRBW2448	□	□□	□□□	□□	□□□□	□□□□	44.3#	\$ 609	\$ 637	\$ 657	\$ 679	\$ 721	
		30 x 48	USFRBW3048	□	□□	□□□	□□	□□□□	□□□□	50.3#	706	738	763	784	837	
		36 x 48	USFRBW3648	□	□□	□□□	□□	□□□□	□□□□	56.4#	769	803	829	851	909	
		42 x 48	USFRBW4248	□	□□	□□□	□□	□□□□	□□□□	62.5#	851	890	923	945	1009	
		48 x 48	USFRBW4848	□	□□	□□□	□□	□□□□	□□□□	68.6#	875	914	945	971	1035	
		54 x 48	USFRBW5448	□	□□	□□□	□□	□□□□	□□□□	74.7#	925	968	1002	1027	1093	
		60 x 48	USFRBW6048	□	□□	□□□	□□	□□□□	□□□□	80.8#	1035	1080	1118	1147	1222	
		72 x 48	USFRBW7248	□	□□	□□□	□□	□□□□	□□□□	99.3#	1408	1475	1525	1563	1667	
USFR	Segmented Fabric Panel - 56”H	24 x 56	USFRBW2456	□	□□	□□□	□□	□□□□	□□□□	48.6#	\$ 645	\$ 674	\$ 696	\$ 714	\$ 761	
		30 x 56	USFRBW3056	□	□□	□□□	□□	□□□□	□□□□	55.2#	751	785	812	836	888	
		36 x 56	USFRBW3656	□	□□	□□□	□□	□□□□	□□□□	61.8#	823	858	888	914	975	
		42 x 56	USFRBW4256	□	□□	□□□	□□	□□□□	□□□□	68.5#	917	957	990	1015	1084	
		48 x 56	USFRBW4856	□	□□	□□□	□□	□□□□	□□□□	75.1#	937	981	1014	1041	1110	
		54 x 56	USFRBW5456	□	□□	□□□	□□	□□□□	□□□□	81.7#	970	1013	1049	1077	1147	
		60 x 56	USFRBW6056	□	□□	□□□	□□	□□□□	□□□□	88.3#	1057	1108	1147	1175	1252	
		72 x 56	USFRBW7256	□	□□	□□□	□□	□□□□	□□□□	109.1#	1507	1577	1631	1675	1785	
			A	B	C	D	E	F	G							

HOW TO ORDER

Indicate the following information on order form:

- Quantity of each item.
- Model number, including options. See “How To Build a Model Number”.
- Any special service required.

Note:

- The ☐ indicates that a choice is required.
- The absence of the ☐ indicates that no choice is required.
- Alpha-numeric characters in place of ☐ indicate that no other alternatives are available.

HOW TO BUILD A MODEL NUMBER

- A**Select basic model.
- B**Select top cap style.

F- Flat trim (std)

N- No topcap
- C**Select electrical code.

DP- Domestic - with cutouts

D1- Domestic, 1 side w/cutouts
- D**Select bezel color.

Refer to the **Product Color Options** page in this price list.
- E**Select trim color.

Refer to the **Product Color Options** page in this price list.
- F**Select fabric side 1.

Refer to [ki.com/fabrics](#)
- G**Select fabric side 2.

Refer to [ki.com/fabrics](#)

UPHOLSTERY INFORMATION

direction the fabric is to be applied.

Fabric Mixing

If fabric is ordered from one group on side 1 and another group on side 2, calculate list price using the following method:

Example:
-Grade 2 Fabric
-Grade 1 Fabric

Upcharge

Upcharge/2 = Cost for one side

Grade 1 Fabric
+Cost for one side

Combined list price

Fabric Disclaimer

Fabric will be applied as swatched by the fabric manufacturer. Fabric that is required to be applied differently than is swatched will need a Product Modification Request written specifying the

SPECIAL SERVICES

Special Carton Marking

With specially marked information N/C

Shipping

Ships **knocked down, FOB Manitowoc, WI 54220, freight prepaid.** Freight class 70.

Specifications and prices are subject to change without prior notice.

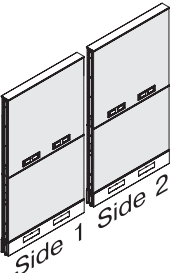
Preconfigured Segmented Fabric Panel w/Beltway Power

Standard Base Raceway



Preconfigured Segmented Fabric Panel w/Beltway Power

Standard Base Raceway

		MODEL NUMBER												
MODEL	W x H	Basic Model	Top Cap Style	Electrical Code	Bezel Color	Trim Color	Fabric Side 1	Fabric Side 2	Approx. Packaged Weight	Delivered Pricing Fabric Grade 1 & C.O.M.	Delivered Pricing Fabric Grade 2	Delivered Pricing Fabric Grade 3 & Pallas Vertical Fabric Grade PV	Delivered Pricing Pallas Vertical Fabric Grade PV1	Delivered Pricing Pallas Vertical Fabric Grade PV2
<div></div> <div>USFR</div> <ul style="list-style-type: none">Segmented Fabric Panel - 64”HIncludes segmented fabric tiles for both sidesUpper and lower segments must be identically specifiedStandard base raceway on both sides accepts power and data cable distributionAbove worksurface beltway accepts power and data cable distributionPanel assembly includes frame, trim, and panel-to-panel connectorsTrim is metal and includes top cap, bottom trim channel, base raceway, and segment channelSide 1 and side 2 finishes are specified separately30-72” wide panels each feature two power knockouts at base and two knock-outs with bezels at beltway per side24” wide panels each feature one power knockout and one knockout with bezel at beltway per side72” wide panels feature split tilesElectrical components are specified separately	24 x 64	USFRBW2464	<input type="checkbox"/>	<input type="checkbox"/>	<input type="checkbox"/>	<input type="checkbox"/>	<input type="checkbox"/>	<input type="checkbox"/>	53.0#	\$ 694	\$ 725	\$ 751	\$ 771	\$ 823
	30 x 64	USFRBW3064	<input type="checkbox"/>	<input type="checkbox"/>	<input type="checkbox"/>	<input type="checkbox"/>	<input type="checkbox"/>	<input type="checkbox"/>	60.0#	831	870	900	923	983
	36 x 64	USFRBW3664	<input type="checkbox"/>	<input type="checkbox"/>	<input type="checkbox"/>	<input type="checkbox"/>	<input type="checkbox"/>	<input type="checkbox"/>	67.2#	922	964	998	1023	1090
	42x 64	USFRBW4264	<input type="checkbox"/>	<input type="checkbox"/>	<input type="checkbox"/>	<input type="checkbox"/>	<input type="checkbox"/>	<input type="checkbox"/>	74.4#	980	1023	1058	1087	1158
	48 x 64	USFRBW4864	<input type="checkbox"/>	<input type="checkbox"/>	<input type="checkbox"/>	<input type="checkbox"/>	<input type="checkbox"/>	<input type="checkbox"/>	81.5#	1011	1057	1093	1122	1199
	54 x 64	USFRBW5464	<input type="checkbox"/>	<input type="checkbox"/>	<input type="checkbox"/>	<input type="checkbox"/>	<input type="checkbox"/>	<input type="checkbox"/>	88.6#	1060	1110	1150	1177	1256
	60 x 64	USFRBW6064	<input type="checkbox"/>	<input type="checkbox"/>	<input type="checkbox"/>	<input type="checkbox"/>	<input type="checkbox"/>	<input type="checkbox"/>	95.8#	1175	1229	1274	1304	1392
	72 x 64	USFRBW7264	<input type="checkbox"/>	<input type="checkbox"/>	<input type="checkbox"/>	<input type="checkbox"/>	<input type="checkbox"/>	<input type="checkbox"/>	118.9#	1713	1793	1856	1904	2027
		A	B	C	D	E	F	G						

HOW TO ORDER

Indicate the following information on order form:

- Quantity of each item.
- Model number, including options. See “How To Build a Model Number”.
- Any special service required.

Note:

- The ☐ indicates that a choice is required.
- The absence of the ☐ indicates that no choice is required.
- Alpha-numeric characters in place of ☐ indicate that no other alternatives are available.

HOW TO BUILD A MODEL NUMBER

- A**Select basic model.
- B**Select top cap style.

F- Flat trim (std)
N- No topcap
- C**Select electrical code.

DP- Domestic - with cutouts
D1- Domestic, 1 side w/cutouts
- D**Select bezel color.

Refer to the **Product Color Options** page in this price list.
- E**Select trim color.

Refer to the **Product Color Options** page in this price list.
- F**Select fabric side 1.

Refer to [ki.com/fabrics](#)
- G**Select fabric side 2.

Refer to [ki.com/fabrics](#)

UPHOLSTERY INFORMATION

direction the fabric is to be applied.

Fabric Mixing
If fabric is ordered from one group on side 1 and another group on side 2, calculate list price using the following method:

Example:
-Grade 2 Fabric
-Grade 1 Fabric

Upcharge

Upcharge/2 = Cost for one side

Grade 1 Fabric
+Cost for one side

Combined list price

Fabric Disclaimer
Fabric will be applied as swatched by the fabric manufacturer. Fabric that is required to be applied differently than is swatched will need a Product Modification Request written specifying the

SPECIAL SERVICES

Special Carton Marking

With specially marked information N/C

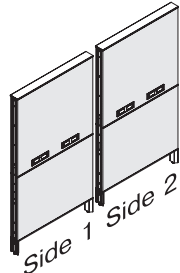
Shipping
Ships **knocked down, FOB Manitowoc, WI 54220, freight prepaid.** Freight class 70.

Specifications and prices are subject to change without prior notice.

Preconfigured Segmented Fabric Panel w/Beltway Power
Elevated Base



Preconfigured Segmented Fabric Panel w/Beltway Power
Elevated Base

		MODEL NUMBER												
		Basic Model	Top Cap Style	Electrical Code	Bezel Color	Trim Color	Fabric Side 1	Fabric Side 2						
 USFL	MODEL	W x H							Approx. Packaged Weight	Delivered Pricing Fabric Grade 1 & C.O.M.	Delivered Pricing Fabric Grade 2	Delivered Pricing Fabric Grade 3 & Pallas Vertical Fabric Grade PV	Delivered Pricing Pallas Vertical Fabric Grade PV1	Delivered Pricing Pallas Vertical Fabric Grade PV2
	Segmented Fabric Panel - 40”H	24 x 40	USFLBW2440	<input type="checkbox"/>	<input type="checkbox"/>	<input type="checkbox"/>	<input type="checkbox"/>	<input type="checkbox"/>	36.7#	\$ 569	\$ 594	\$ 615	\$ 630	\$ 672
	• Includes segmented fabric tiles for both sides	30 x 40	USFLBW3040	<input type="checkbox"/>	<input type="checkbox"/>	<input type="checkbox"/>	<input type="checkbox"/>	<input type="checkbox"/>	41.5#	658	691	714	733	782
	• Upper and lower segments must be identically specified	36 x 40	USFLBW3640	<input type="checkbox"/>	<input type="checkbox"/>	<input type="checkbox"/>	<input type="checkbox"/>	<input type="checkbox"/>	46.3#	712	746	772	790	844
	• 30-72” wide tiles each feature two power knockouts with bezels at above-worksurface beltway	42 x 40	USFLBW4240	<input type="checkbox"/>	<input type="checkbox"/>	<input type="checkbox"/>	<input type="checkbox"/>	<input type="checkbox"/>	51.1#	776	811	840	862	920
	• 24” wide tiles each feature one power knockout with bezel at above-worksurface beltway	48 x 40	USFLBW4840	<input type="checkbox"/>	<input type="checkbox"/>	<input type="checkbox"/>	<input type="checkbox"/>	<input type="checkbox"/>	55.8#	799	836	865	884	945
	• Elevated base does not accept cable distribution	54 x 40	USFLBW5440	<input type="checkbox"/>	<input type="checkbox"/>	<input type="checkbox"/>	<input type="checkbox"/>	<input type="checkbox"/>	60.5#	851	890	923	945	1008
	• Panel assembly includes frame, trim, and panel-to-panel connectors	60 x 40	USFLBW6040	<input type="checkbox"/>	<input type="checkbox"/>	<input type="checkbox"/>	<input type="checkbox"/>	<input type="checkbox"/>	65.3#	954	998	1035	1058	1129
	• Trim is metal and includes top cap, bottom trim channel, segment channel, and foot shroud	72 x 40	USFLBW7240	<input type="checkbox"/>	<input type="checkbox"/>	<input type="checkbox"/>	<input type="checkbox"/>	<input type="checkbox"/>	79.7#	1305	1364	1411	1449	1544
	• Side 1 and side 2 finishes are specified separately													
USFL	Segmented Fabric Panel - 48”H	24 x 48	USFLBW2448	<input type="checkbox"/>	<input type="checkbox"/>	<input type="checkbox"/>	<input type="checkbox"/>	<input type="checkbox"/>	42.1#	\$ 609	\$ 637	\$ 657	\$ 679	\$ 721
		30 x 48	USFLBW3048	<input type="checkbox"/>	<input type="checkbox"/>	<input type="checkbox"/>	<input type="checkbox"/>	<input type="checkbox"/>	47.3#	706	738	763	784	837
		36 x 48	USFLBW3648	<input type="checkbox"/>	<input type="checkbox"/>	<input type="checkbox"/>	<input type="checkbox"/>	<input type="checkbox"/>	52.6#	769	803	829	851	909
		42 x 48	USFLBW4248	<input type="checkbox"/>	<input type="checkbox"/>	<input type="checkbox"/>	<input type="checkbox"/>	<input type="checkbox"/>	58.0#	851	890	923	945	1009
		48 x 48	USFLBW4848	<input type="checkbox"/>	<input type="checkbox"/>	<input type="checkbox"/>	<input type="checkbox"/>	<input type="checkbox"/>	63.3#	875	914	945	971	1035
		54 x 48	USFLBW5448	<input type="checkbox"/>	<input type="checkbox"/>	<input type="checkbox"/>	<input type="checkbox"/>	<input type="checkbox"/>	68.5#	925	968	1002	1027	1093
		60 x 48	USFLBW6048	<input type="checkbox"/>	<input type="checkbox"/>	<input type="checkbox"/>	<input type="checkbox"/>	<input type="checkbox"/>	73.8#	1035	1080	1118	1147	1222
		72 x 48	USFLBW7248	<input type="checkbox"/>	<input type="checkbox"/>	<input type="checkbox"/>	<input type="checkbox"/>	<input type="checkbox"/>	90.7#	1408	1475	1525	1563	1667
USFL	Segmented Fabric Panel - 56”H	24 x 56	USFLBW2456	<input type="checkbox"/>	<input type="checkbox"/>	<input type="checkbox"/>	<input type="checkbox"/>	<input type="checkbox"/>	46.4#	\$ 645	\$ 674	\$ 696	\$ 714	\$ 761
		30 x 56	USFLBW3056	<input type="checkbox"/>	<input type="checkbox"/>	<input type="checkbox"/>	<input type="checkbox"/>	<input type="checkbox"/>	52.2#	751	785	812	836	888
		36 x 56	USFLBW3656	<input type="checkbox"/>	<input type="checkbox"/>	<input type="checkbox"/>	<input type="checkbox"/>	<input type="checkbox"/>	58.0#	823	858	888	914	975
		42 x 56	USFLBW4256	<input type="checkbox"/>	<input type="checkbox"/>	<input type="checkbox"/>	<input type="checkbox"/>	<input type="checkbox"/>	63.9#	917	957	990	1015	1084
		48 x 56	USFLBW4856	<input type="checkbox"/>	<input type="checkbox"/>	<input type="checkbox"/>	<input type="checkbox"/>	<input type="checkbox"/>	69.7#	937	981	1014	1041	1110
		54 x 56	USFLBW5456	<input type="checkbox"/>	<input type="checkbox"/>	<input type="checkbox"/>	<input type="checkbox"/>	<input type="checkbox"/>	75.5#	970	1013	1049	1077	1147
		60 x 56	USFLBW6056	<input type="checkbox"/>	<input type="checkbox"/>	<input type="checkbox"/>	<input type="checkbox"/>	<input type="checkbox"/>	81.3#	1057	1108	1147	1175	1252
		72 x 56	USFLBW7256	<input type="checkbox"/>	<input type="checkbox"/>	<input type="checkbox"/>	<input type="checkbox"/>	<input type="checkbox"/>	100.5#	1507	1577	1631	1675	1785
			A	B	C	D	E	F	G					

HOW TO ORDER

Indicate the following information on order form:

- Quantity of each item.
- Model number, including options. See “How To Build a Model Number”.
- Any special service required.

Note:

- The ☐ indicates that a choice is required.
- The absence of the ☐ indicates that no choice is required.
- Alpha-numeric characters in place of ☐ indicate that no other alternatives are available.

HOW TO BUILD A MODEL NUMBER

- A**Select basic model.
- B**Select top cap style.

F- Flat trim (std)
N- No topcap
- C**Select electrical code.

DP- Domestic - with cutouts
- D**Select bezel color.

Refer to the **Product Color Options** page in this price list.
- E**Select trim color.

Refer to the **Product Color Options** page in this price list.
- F**Select fabric side 1.

Refer to ki.com/fabrics
- G**Select fabric side 2.

Refer to ki.com/fabrics

UPHOLSTERY INFORMATION

direction the fabric is to be applied.

Fabric Mixing
If fabric is ordered from one group on side 1 and another group on side 2, calculate list price using the following method:

Example:
-Grade 2 Fabric
-Grade 1 Fabric

Upcharge

Upcharge/2 = Cost for one side

Grade 1 Fabric
+Cost for one side

Combined list price

Fabric Disclaimer
Fabric will be applied as swatched by the fabric manufacturer. Fabric that is required to be applied differently than is swatched will need a Product Modification Request written specifying the

SPECIAL SERVICES

Special Carton Marking

With specially marked information N/C

Shipping
Ships **knocked down, FOB Manitowoc, WI 54220, freight prepaid.** Freight class 70.

Specifications and prices are subject to change without prior notice.